

---

---

## Test Setup photographs


---

---


**EUT Position: X-axis**



**EUT Position: Y-axis**



**EUT Position: Z-axis**




---

---

**Test Setup Photo of Radiated Measurement (0.009 ~ 30MHz)**

---

---




---

---

**Test Setup Photo of Radiated Measurement (below 1000MHz)**

---

---




---

---

**Test Setup Photo of Radiated Measurement (Above 1GHz)**

---

---



---

## Test Setup Photo for AC Conducted Emissions

---

