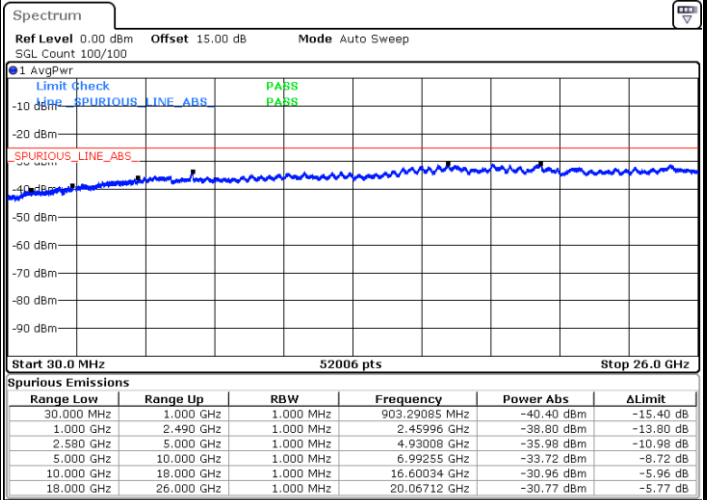
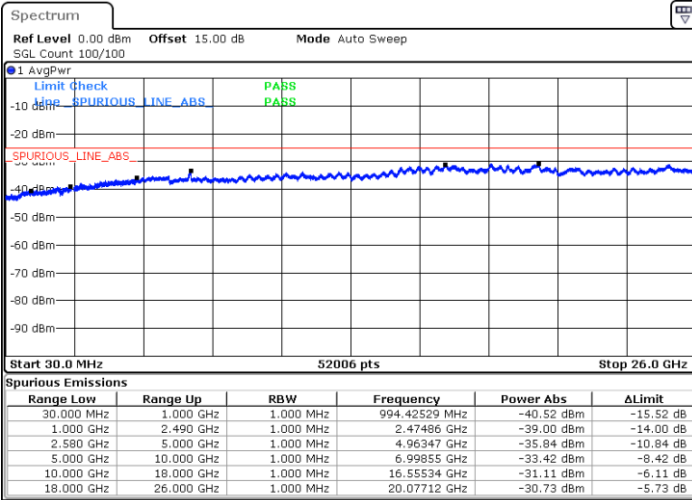




LTE Band 7 / 5MHz

Lowest Channel / QPSK

Lowest Channel / 16QAM

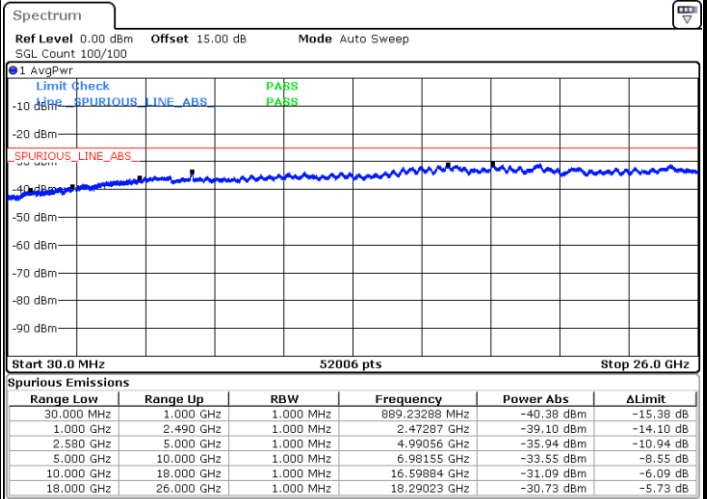
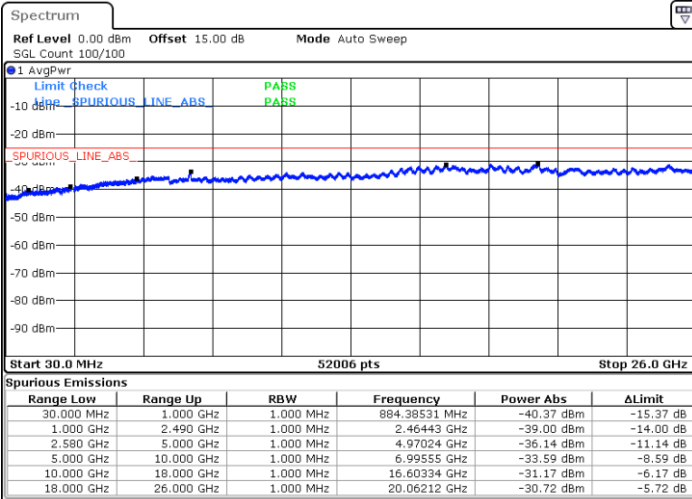


Date: 10.JUL.2017 09:12:31

Date: 10.JUL.2017 09:13:25

Middle Channel / QPSK

Middle Channel / 16QAM



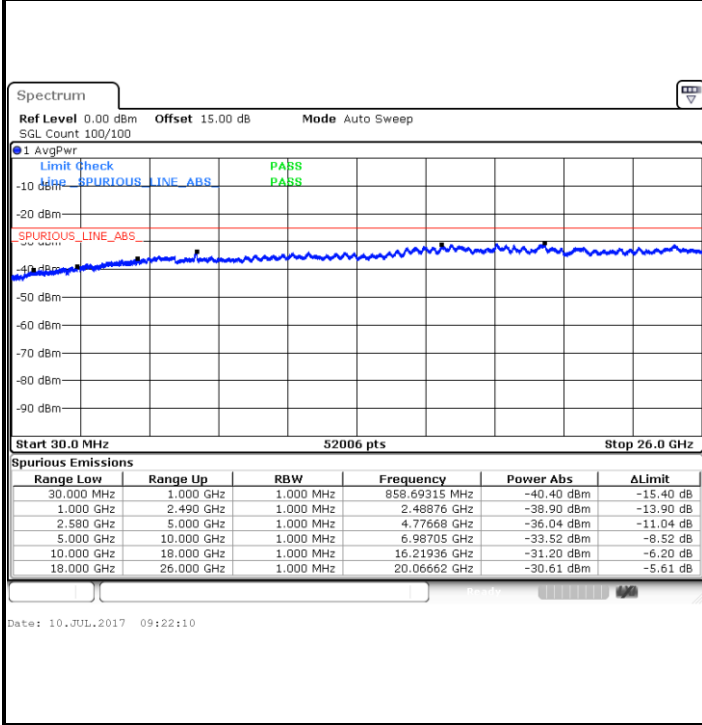
Date: 10.JUL.2017 09:15:00

Date: 10.JUL.2017 09:15:54

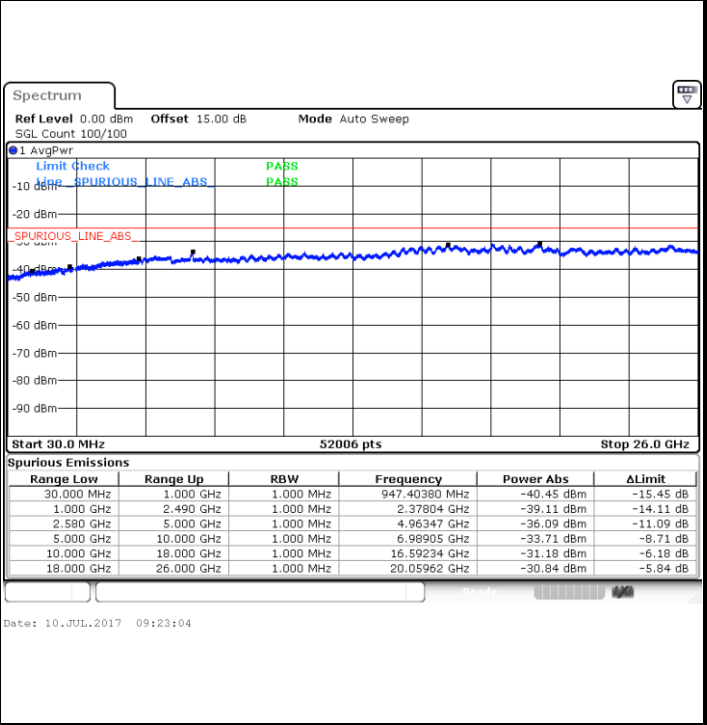


LTE Band 7 / 5MHz

Highest Channel / QPSK

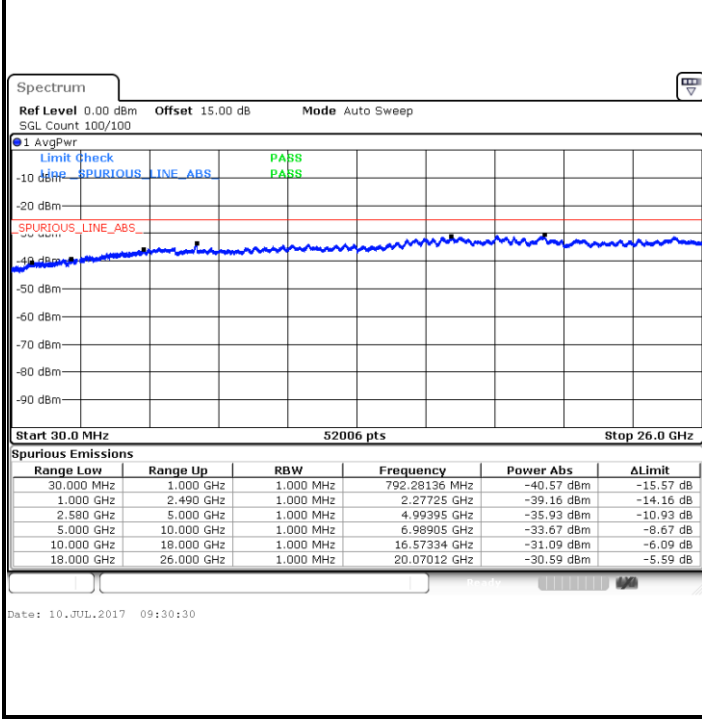


Highest Channel / 16QAM

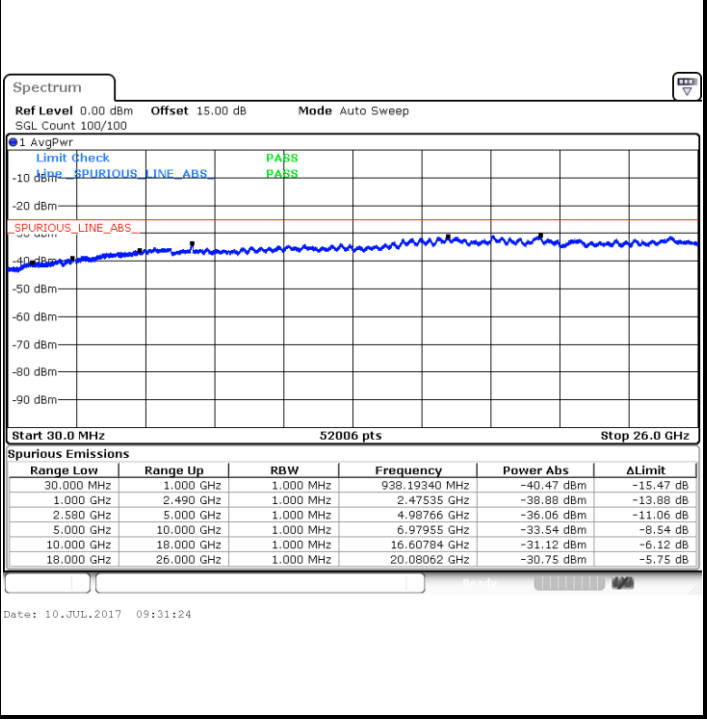


LTE Band 7 / 10MHz

Lowest Channel / QPSK



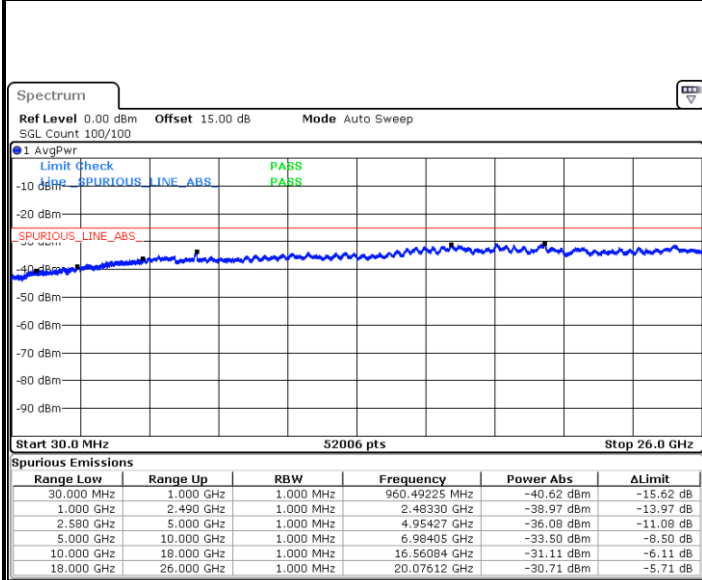
Lowest Channel / 16QAM





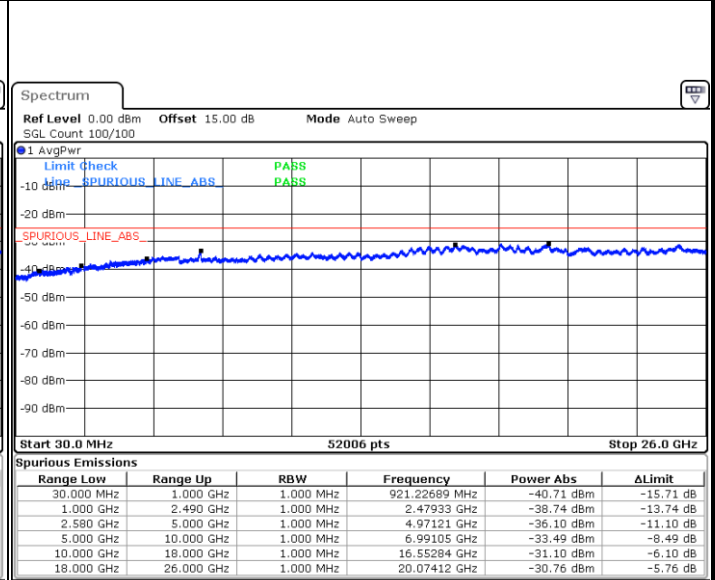
LTE Band 7 / 10MHz

Middle Channel / QPSK



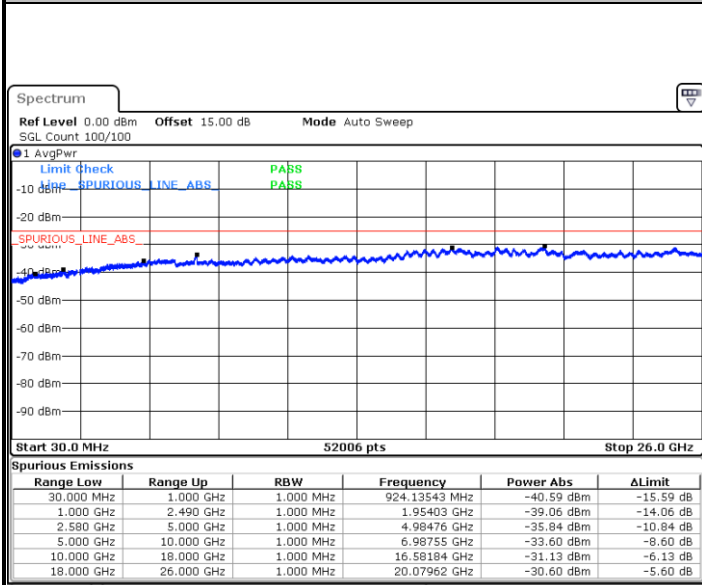
Date: 10.JUL.2017 09:32:59

Middle Channel / 16QAM



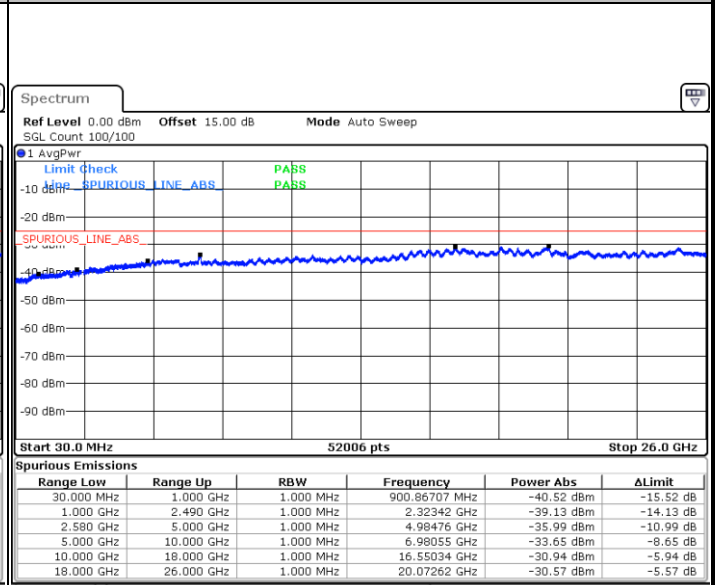
Date: 10.JUL.2017 09:33:53

Highest Channel / QPSK



Date: 10.JUL.2017 09:40:10

Highest Channel / 16QAM



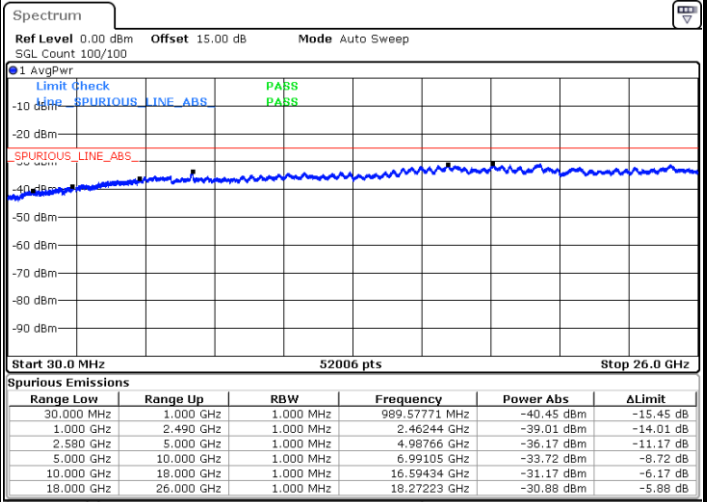
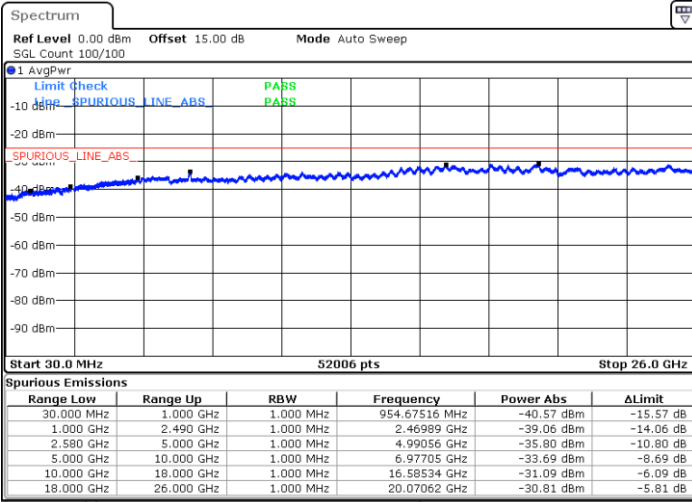
Date: 10.JUL.2017 09:41:04



LTE Band 7 / 15MHz

Lowest Channel / QPSK

Lowest Channel / 16QAM

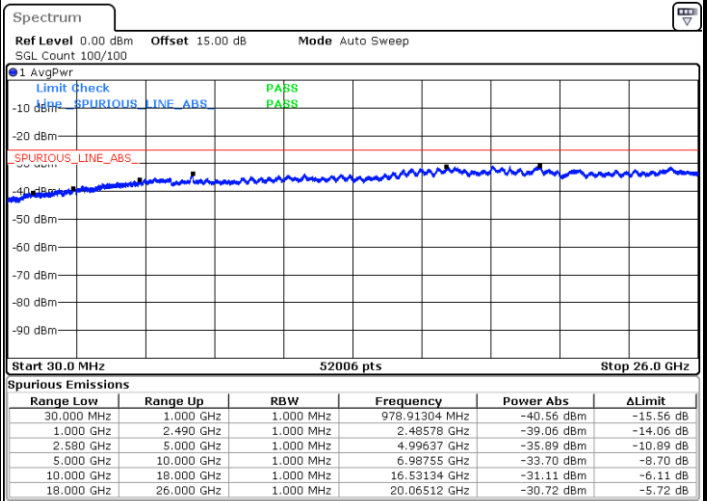
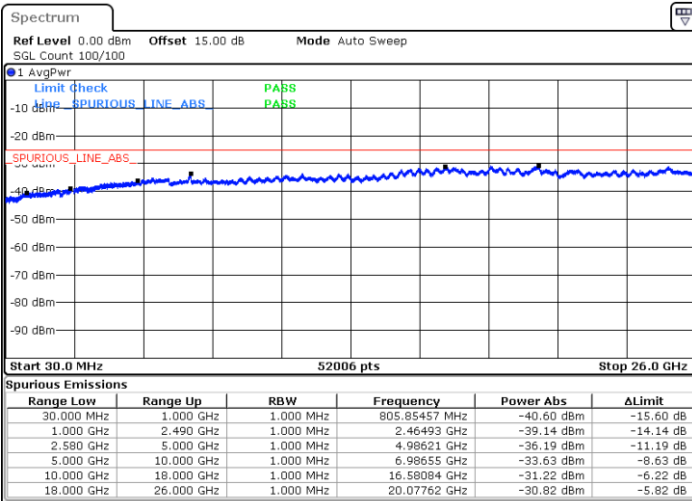


Date: 10.JUL.2017 09:50:54

Date: 10.JUL.2017 09:51:49

Middle Channel / QPSK

Middle Channel / 16QAM



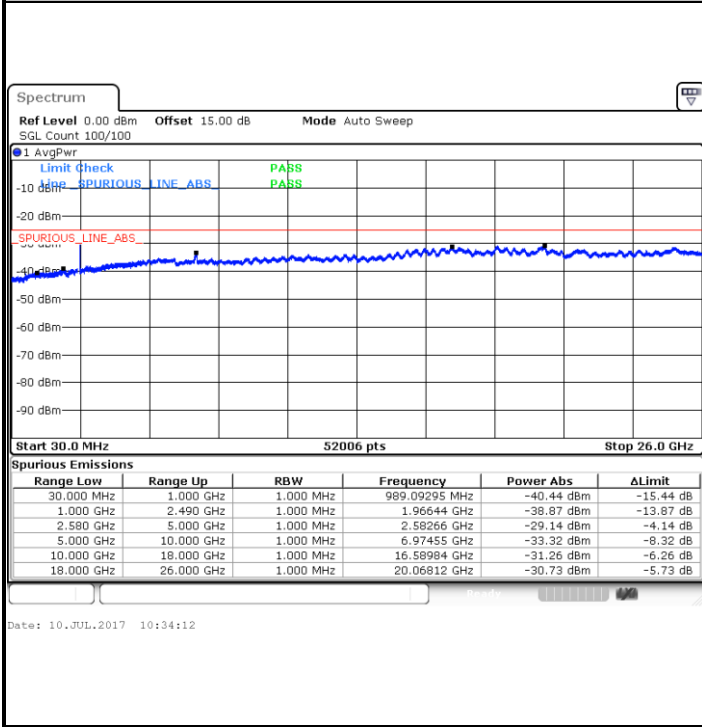
Date: 10.JUL.2017 09:53:23

Date: 10.JUL.2017 09:54:17

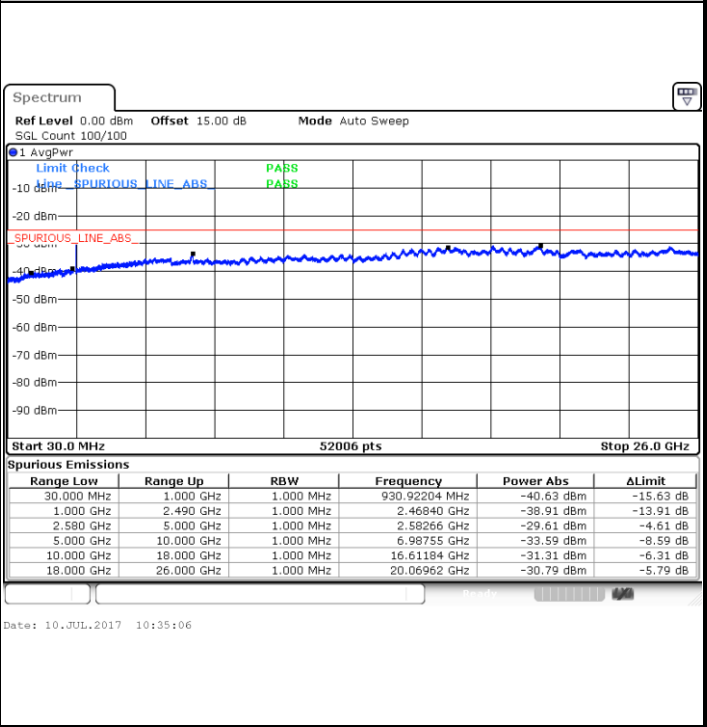


LTE Band 7 / 15MHz

Highest Channel / QPSK

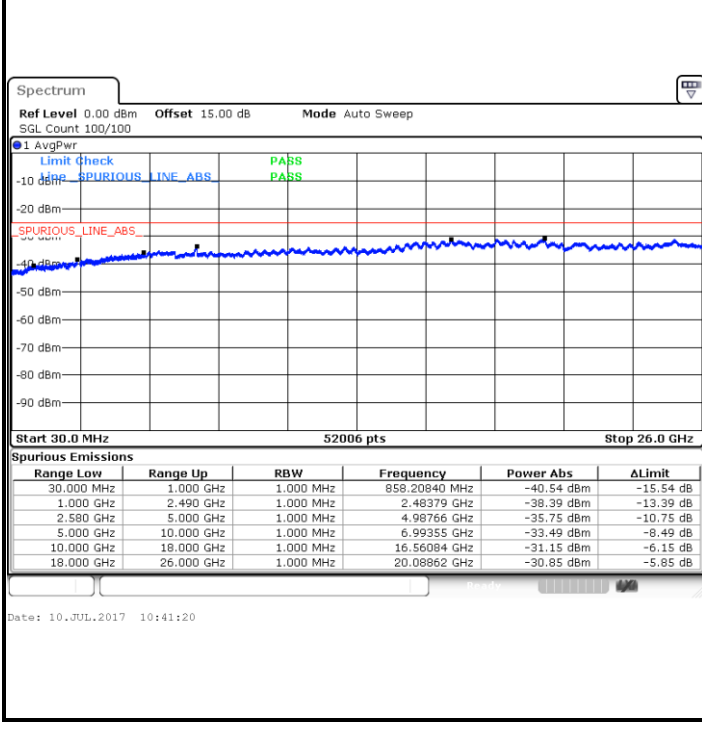


Highest Channel / 16QAM

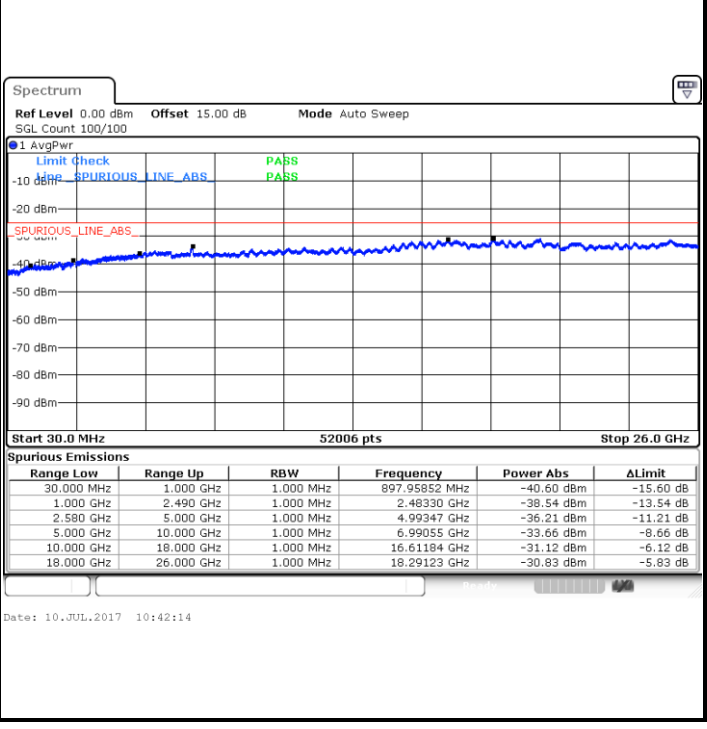


LTE Band 7 / 20MHz

Lowest Channel / QPSK



Lowest Channel / 16QAM

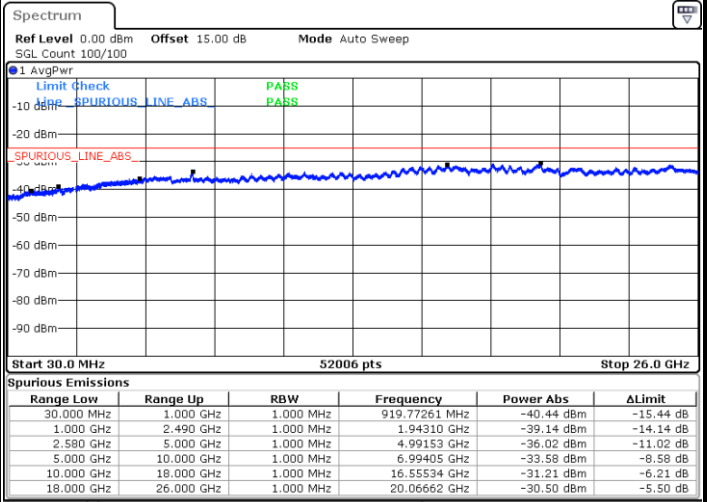
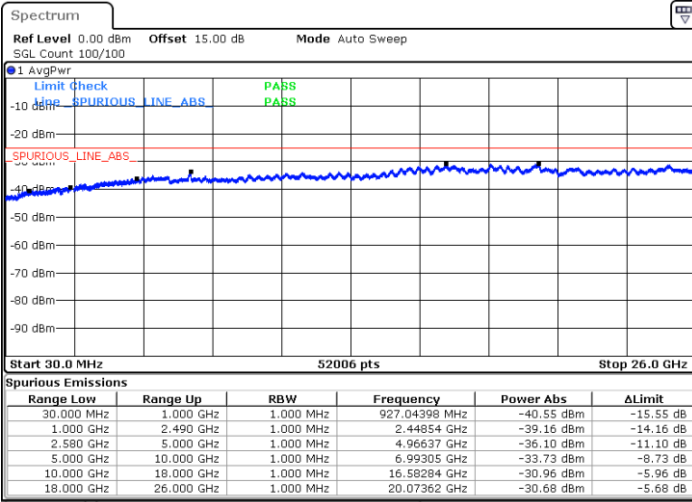




LTE Band 7 / 20MHz

Middle Channel / QPSK

Middle Channel / 16QAM

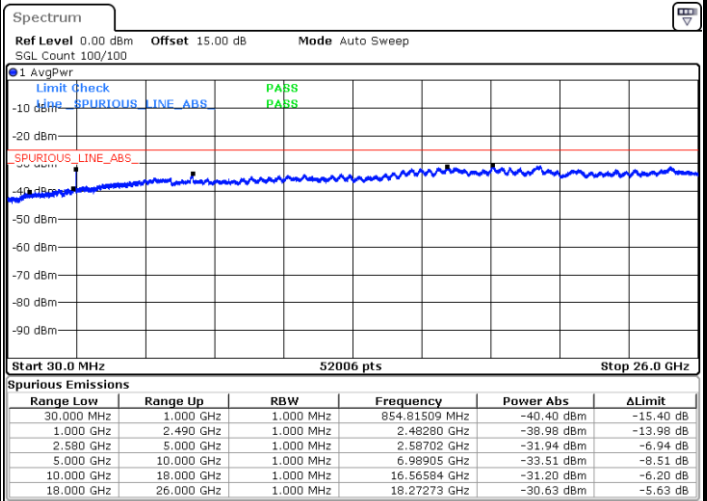
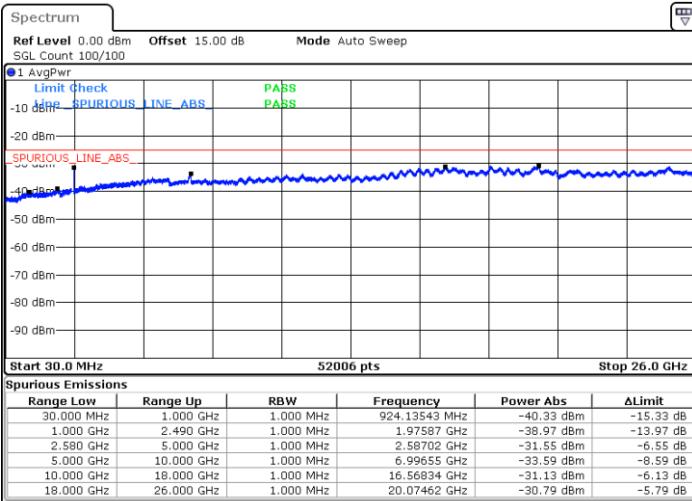


Date: 10.JUL.2017 10:43:50

Date: 10.JUL.2017 10:44:44

Highest Channel / QPSK

Highest Channel / 16QAM



Date: 10.JUL.2017 10:51:00

Date: 10.JUL.2017 10:51:54



Frequency Stability

Test Conditions		LTE Band 2 (QPSK) / Middle Channel	Limit
Temperature (°C)	Voltage (Volt)	BW 10MHz	Note 2.
		Deviation (ppm)	Result
50	Normal Voltage	0.0025	PASS
40	Normal Voltage	0.0017	
30	Normal Voltage	0.0007	
20(Ref.)	Normal Voltage	0.0000	
10	Normal Voltage	0.0010	
0	Normal Voltage	0.0023	
-10	Normal Voltage	0.0029	
-20	Normal Voltage	0.0033	
-30	Normal Voltage	0.0034	
20	Maximum Voltage	0.0017	
20	Normal Voltage	0.0000	
20	Battery End Point	0.0003	

Note:

1. Normal Voltage =3.8 V. ; Battery End Point (BEP) =3.4 V. ; Maximum Voltage =4.35 V.
2. Note: The frequency fundamental emissions stay within the authorized frequency block.



Test Conditions		LTE Band 4 (QPSK) / Middle Channel	Limit
Temperature (°C)	Voltage (Volt)	BW 10MHz	Note 2.
		Deviation (ppm)	Result
50	Normal Voltage	0.0019	PASS
40	Normal Voltage	0.0015	
30	Normal Voltage	0.0007	
20(Ref.)	Normal Voltage	0.0000	
10	Normal Voltage	0.0012	
0	Normal Voltage	0.0017	
-10	Normal Voltage	0.0025	
-20	Normal Voltage	0.0028	
-30	Normal Voltage	0.0032	
20	Maximum Voltage	0.0013	
20	Normal Voltage	0.0000	
20	Battery End Point	0.0003	

Note:

1. Normal Voltage =3.8 V. ; Battery End Point (BEP) =3.4 V. ; Maximum Voltage =4.35 V.
2. Note: The frequency fundamental emissions stay within the authorized frequency block.



Test Conditions		LTE Band 7 (QPSK) / Middle Channel	Limit
Temperature (°C)	Voltage (Volt)	BW 10MHz	Note 2.
		Deviation (ppm)	Result
50	Normal Voltage	0.0019	PASS
40	Normal Voltage	0.0015	
30	Normal Voltage	0.0010	
20(Ref.)	Normal Voltage	0.0000	
10	Normal Voltage	0.0005	
0	Normal Voltage	0.0012	
-10	Normal Voltage	0.0015	
-20	Normal Voltage	0.0015	
-30	Normal Voltage	0.0016	
20	Maximum Voltage	0.0007	
20	Normal Voltage	0.0000	
20	Battery End Point	0.0006	

Note:

1. Normal Voltage =3.8 V. ; Battery End Point (BEP) =3.4 V. ; Maximum Voltage =4.35 V.
2. Note: The frequency fundamental emissions stay within the authorized frequency block.



Appendix B. Test Results of Radiated Test

Radiated Spurious Emission

LTE Band 2 / 1.4MHz / QPSK / RB Size 1 Offset 0									
Channel	Frequency (MHz)	EIRP (dBm)	Limit (dBm)	Over Limit (dB)	SPA Reading (dBm)	S.G. Power (dBm)	TX Cable loss (dB)	TX Antenna Gain (dBi)	Polarization (H/V)
Middle	3758.92	-47.71	-13	-34.71	-62.99	-53.75	6.56	12.60	H
	5638.38	-59.96	-13	-46.96	-79.31	-65.06	8	13.10	H
	7517.84	-57.22	-13	-44.22	-80.92	-58.95	9.57	11.30	H
	3758.92	-57.34	-13	-44.34	-72.89	-63.38	6.56	12.6	V
	5638.38	-59.42	-13	-46.42	-79.34	-64.52	8	13.1	V
	7517.84	-57.54	-13	-44.54	-81.27	-59.27	9.57	11.3	V

Remark: Spurious emissions within 30-1000MHz were found more than 20dB below limit line.

LTE Band 2 / 3MHz / QPSK / RB Size 1 Offset 0									
Channel	Frequency (MHz)	EIRP (dBm)	Limit (dBm)	Over Limit (dB)	SPA Reading (dBm)	S.G. Power (dBm)	TX Cable loss (dB)	TX Antenna Gain (dBi)	Polarization (H/V)
Middle	3757.48	-48.57	-13	-35.57	-63.85	-54.61	6.56	12.60	H
	5636.22	-59.69	-13	-46.69	-79.04	-64.79	8	13.10	H
	7514.96	-57.16	-13	-44.16	-80.89	-58.89	9.57	11.30	H
	3757.48	-52.67	-13	-39.67	-68.22	-58.71	6.56	12.6	V
	5636.22	-59.07	-13	-46.07	-78.99	-64.17	8	13.1	V
	7514.96	-57.37	-13	-44.37	-81.13	-59.10	9.57	11.3	V

Remark: Spurious emissions within 30-1000MHz were found more than 20dB below limit line.

LTE Band 2 / 5MHz / QPSK / RB Size 1 Offset 0									
Channel	Frequency (MHz)	EIRP (dBm)	Limit (dBm)	Over Limit (dB)	SPA Reading (dBm)	S.G. Power (dBm)	TX Cable loss (dB)	TX Antenna Gain (dBi)	Polarization (H/V)
Middle	3755.68	-48.32	-13	-35.32	-63.60	-54.36	6.56	12.60	H
	5633.52	-59.76	-13	-46.76	-79.11	-64.86	8	13.10	H
	7511.36	-57.51	-13	-44.51	-81.24	-59.24	9.57	11.30	H
	3755.68	-57.35	-13	-44.35	-72.9	-63.39	6.56	12.6	V
	5633.52	-59.10	-13	-46.10	-79.02	-64.20	8	13.1	V
	7511.36	-57.21	-13	-44.21	-80.97	-58.94	9.57	11.3	V

Remark: Spurious emissions within 30-1000MHz were found more than 20dB below limit line.



LTE Band 2 / 10MHz / QPSK / RB Size 1 Offset 0									
Channel	Frequency (MHz)	EIRP (dBm)	Limit (dBm)	Over Limit (dB)	SPA Reading (dBm)	S.G. Power (dBm)	TX Cable loss (dB)	TX Antenna Gain (dBi)	Polarization (H/V)
Middle	3751.18	-46.94	-13	-33.94	-62.22	-52.98	6.56	12.60	H
	5626.77	-59.94	-13	-46.94	-79.36	-65.04	8	13.10	H
	7502.1	-57.43	-13	-44.43	-81.27	-59.16	9.57	11.30	H
	3751.18	-56.91	-13	-43.91	-72.46	-62.95	6.56	12.6	V
	5626.77	-59.45	-13	-46.45	-79.45	-64.55	8	13.1	V
	7502.1	-57.58	-13	-44.58	-81.43	-59.31	9.57	11.3	V

Remark: Spurious emissions within 30-1000MHz were found more than 20dB below limit line.

LTE Band 2 / 15MHz / QPSK / RB Size 1 Offset 0									
Channel	Frequency (MHz)	EIRP (dBm)	Limit (dBm)	Over Limit (dB)	SPA Reading (dBm)	S.G. Power (dBm)	TX Cable loss (dB)	TX Antenna Gain (dBi)	Polarization (H/V)
Middle	3746.68	-46.49	-13	-33.49	-61.77	-52.53	6.56	12.60	H
	5620.02	-60.17	-13	-47.17	-79.59	-65.27	8	13.10	H
	7493.36	-57.08	-13	-44.08	-80.92	-58.81	9.57	11.30	H
	3746.68	-57.21	-13	-44.21	-72.76	-63.25	6.56	12.6	V
	5620.02	-59.53	-13	-46.53	-79.53	-64.63	8	13.1	V
	7493.36	-57.09	-13	-44.09	-80.94	-58.82	9.57	11.3	V

Remark: Spurious emissions within 30-1000MHz were found more than 20dB below limit line.

LTE Band 2 / 20MHz / QPSK / RB Size 1 Offset 0									
Channel	Frequency (MHz)	EIRP (dBm)	Limit (dBm)	Over Limit (dB)	SPA Reading (dBm)	S.G. Power (dBm)	TX Cable loss (dB)	TX Antenna Gain (dBi)	Polarization (H/V)
Middle	3742.18	-45.06	-13	-32.06	-60.32	-51.10	6.56	12.60	H
	5613.27	-59.99	-13	-46.99	-79.48	-65.09	8	13.10	H
	7484.36	-57.14	-13	-44.14	-81.09	-58.87	9.57	11.30	H
	3742.18	-53.20	-13	-40.20	-68.75	-59.24	6.56	12.6	V
	5613.27	-59.65	-13	-46.65	-79.72	-64.75	8	13.1	V
	7484.36	-57.19	-13	-44.19	-81.13	-58.92	9.57	11.3	V

Remark: Spurious emissions within 30-1000MHz were found more than 20dB below limit line.



LTE Band 4 / 1.4MHz / QPSK / RB Size 1 Offset 0									
Channel	Frequency (MHz)	EIRP (dBm)	Limit (dBm)	Over Limit (dB)	SPA Reading (dBm)	S.G. Power (dBm)	TX Cable loss (dB)	TX Antenna Gain (dBi)	Polarization (H/V)
Middle	3463.74	-62.50	-13	-49.50	-76.32	-68.92	6.18	12.60	H
	5195.61	-60.11	-13	-47.11	-79.44	-65.07	7.74	12.70	H
	6927.48	-57.97	-13	-44.97	-80.18	-60.67	9	11.70	H
	3463.74	-59.73	-13	-46.73	-73.91	-66.15	6.18	12.60	V
	5195.61	-59.50	-13	-46.50	-79.5	-64.46	7.74	12.70	V
	6927.48	-57.28	-13	-44.28	-80.02	-59.98	9	11.70	V

Remark: Spurious emissions within 30-1000MHz were found more than 20dB below limit line.

LTE Band 4 / 3MHz / QPSK / RB Size 1 Offset 0									
Channel	Frequency (MHz)	EIRP (dBm)	Limit (dBm)	Over Limit (dB)	SPA Reading (dBm)	S.G. Power (dBm)	TX Cable loss (dB)	TX Antenna Gain (dBi)	Polarization (H/V)
Middle	3462.48	-63.97	-13	-50.97	-77.79	-70.39	6.18	12.60	H
	5193.72	-60.12	-13	-47.12	-79.46	-65.08	7.74	12.70	H
	6924.96	-58.15	-13	-45.15	-80.36	-60.85	9	11.70	H
	3462.48	-62.72	-13	-49.72	-76.9	-69.14	6.18	12.60	V
	5193.72	-59.55	-13	-46.55	-79.56	-64.51	7.74	12.70	V
	6924.96	-56.92	-13	-43.92	-79.66	-59.62	9	11.70	V

Remark: Spurious emissions within 30-1000MHz were found more than 20dB below limit line.

LTE Band 4 / 5MHz / QPSK / RB Size 1 Offset 0									
Channel	Frequency (MHz)	EIRP (dBm)	Limit (dBm)	Over Limit (dB)	SPA Reading (dBm)	S.G. Power (dBm)	TX Cable loss (dB)	TX Antenna Gain (dBi)	Polarization (H/V)
Middle	3460.68	-63.19	-13	-50.19	-77.01	-69.61	6.18	12.60	H
	5191.02	-60.10	-13	-47.10	-79.44	-65.06	7.74	12.70	H
	6921.36	-58.52	-13	-45.52	-80.59	-61.22	9	11.70	H
	3460.68	-63.78	-13	-50.78	-77.96	-70.20	6.18	12.60	V
	5191.02	-59.77	-13	-46.77	-79.78	-64.73	7.74	12.70	V
	6921.36	-57.56	-13	-44.56	-80.18	-60.26	9	11.70	V

Remark: Spurious emissions within 30-1000MHz were found more than 20dB below limit line.



LTE Band 4 / 10MHz / QPSK / RB Size 1 Offset 0									
Channel	Frequency (MHz)	EIRP (dBm)	Limit (dBm)	Over Limit (dB)	SPA Reading (dBm)	S.G. Power (dBm)	TX Cable loss (dB)	TX Antenna Gain (dBi)	Polarization (H/V)
Middle	3456.18	-58.48	-13	-45.48	-72.14	-64.90	6.18	12.60	H
	5184.27	-60.56	-13	-47.56	-79.90	-65.52	7.74	12.70	H
	6912.36	-58.22	-13	-45.22	-80.29	-60.92	9	11.70	H
	3456.18	-64.09	-13	-51.09	-78.1	-70.51	6.18	12.60	V
	5184.27	-59.61	-13	-46.61	-79.63	-64.57	7.74	12.70	V
	6912.36	-57.64	-13	-44.64	-80.26	-60.34	9	11.70	V

Remark: Spurious emissions within 30-1000MHz were found more than 20dB below limit line.

LTE Band 4 / 15MHz / QPSK / RB Size 1 Offset 0									
Channel	Frequency (MHz)	EIRP (dBm)	Limit (dBm)	Over Limit (dB)	SPA Reading (dBm)	S.G. Power (dBm)	TX Cable loss (dB)	TX Antenna Gain (dBi)	Polarization (H/V)
Middle	3451.68	-62.97	-13	-49.97	-76.63	-69.39	6.18	12.60	H
	5177.52	-59.99	-13	-46.99	-79.33	-64.95	7.74	12.70	H
	6903.36	-57.99	-13	-44.99	-79.93	-60.69	9	11.70	H
	3451.68	-59.97	-13	-46.97	-73.98	-66.39	6.18	12.60	V
	5177.52	-59.38	-13	-46.38	-79.4	-64.34	7.74	12.70	V
	6903.36	-57.61	-13	-44.61	-80.11	-60.31	9	11.70	V

Remark: Spurious emissions within 30-1000MHz were found more than 20dB below limit line.

LTE Band 4 / 20MHz / QPSK / RB Size 1 Offset 0									
Channel	Frequency (MHz)	EIRP (dBm)	Limit (dBm)	Over Limit (dB)	SPA Reading (dBm)	S.G. Power (dBm)	TX Cable loss (dB)	TX Antenna Gain (dBi)	Polarization (H/V)
Middle	3447.18	-64.29	-13	-51.29	-77.95	-70.71	6.18	12.60	H
	5170.77	-59.99	-13	-46.99	-79.32	-64.95	7.74	12.70	H
	6894.36	-57.99	-13	-44.99	-79.94	-60.69	9	11.70	H
	3447.18	-63.76	-13	-50.76	-77.77	-70.18	6.18	12.60	V
	5170.77	-58.94	-13	-45.94	-78.97	-63.90	7.74	12.70	V
	6894.36	-57.61	-13	-44.61	-80.12	-60.31	9	11.70	V

Remark: Spurious emissions within 30-1000MHz were found more than 20dB below limit line.



LTE Band 7 / 5MHz / QPSK / RB Size 1 Offset 0									
Channel	Frequency (MHz)	EIRP (dBm)	Limit (dBm)	Over Limit (dB)	SPA Reading (dBm)	S.G. Power (dBm)	TX Cable loss (dB)	TX Antenna Gain (dBi)	Polarization (H/V)
Middle	5065.68	-54.88	-25	-29.88	-74.22	-66.64	0.94	12.70	H
	7598.52	-58.07	-25	-33.07	-81.13	-68.08	1.69	11.70	H
	10131.36	-51.89	-25	-26.89	-79.29	-62.55	1.44	12.10	H
	5065.68	-56.68	-25	-31.68	-76.81	-68.44	0.94	12.70	V
	7598.52	-58.11	-25	-33.11	-81.3	-68.12	1.69	11.70	V
	10131.36	-51.54	-25	-26.54	-78.71	-62.20	1.44	12.10	V

Remark: Spurious emissions within 30-1000MHz were found more than 20dB below limit line.

LTE Band 7 / 10MHz / QPSK / RB Size 1 Offset 0									
Channel	Frequency (MHz)	EIRP (dBm)	Limit (dBm)	Over Limit (dB)	SPA Reading (dBm)	S.G. Power (dBm)	TX Cable loss (dB)	TX Antenna Gain (dBi)	Polarization (H/V)
Middle	5061.18	-55.99	-25	-30.99	-75.33	-67.75	0.94	12.70	H
	7591.77	-57.56	-25	-32.56	-80.62	-67.57	1.69	11.70	H
	10122.36	-51.76	-25	-26.76	-79.16	-62.42	1.44	12.10	H
	5061.18	-55.41	-25	-30.41	-75.54	-67.17	0.94	12.70	V
	7591.77	-57.76	-25	-32.76	-80.95	-67.77	1.69	11.70	V
	10122.36	-51.81	-25	-26.81	-78.98	-62.47	1.44	12.10	V

Remark: Spurious emissions within 30-1000MHz were found more than 20dB below limit line.



LTE Band 7 / 15MHz / QPSK / RB Size 1 Offset 0									
Channel	Frequency (MHz)	EIRP (dBm)	Limit (dBm)	Over Limit (dB)	SPA Reading (dBm)	S.G. Power (dBm)	TX Cable loss (dB)	TX Antenna Gain (dBi)	Polarization (H/V)
Middle	5056.68	-58.41	-25	-33.41	-77.75	-70.17	0.94	12.70	H
	7585.02	-57.19	-25	-32.19	-80.39	-67.20	1.69	11.70	H
	10113.36	-51.55	-25	-26.55	-79.01	-62.21	1.44	12.10	H
	5056.68	-59.01	-25	-34.01	-79.14	-70.77	0.94	12.70	V
	7585.02	-57.26	-25	-32.26	-80.57	-67.27	1.69	11.70	V
	10113.36	-50.66	-25	-25.66	-77.86	-61.32	1.44	12.10	V

Remark: Spurious emissions within 30-1000MHz were found more than 20dB below limit line.

LTE Band 7 / 20MHz / QPSK / RB Size 1 Offset 0									
Channel	Frequency (MHz)	EIRP (dBm)	Limit (dBm)	Over Limit (dB)	SPA Reading (dBm)	S.G. Power (dBm)	TX Cable loss (dB)	TX Antenna Gain (dBi)	Polarization (H/V)
Middle	5052.18	-57.93	-25	-32.93	-77.26	-69.69	0.94	12.70	H
	7578.27	-57.33	-25	-32.33	-80.53	-67.34	1.69	11.70	H
	10104.36	-51.43	-25	-26.43	-78.89	-62.09	1.44	12.10	H
	5052.18	-57.21	-25	-32.21	-77.35	-68.97	0.94	12.70	V
	7578.27	-57.53	-25	-32.53	-80.84	-67.54	1.69	11.70	V
	10104.36	-52.01	-25	-27.01	-79.21	-62.67	1.44	12.10	V

Remark: Spurious emissions within 30-1000MHz were found more than 20dB below limit line.