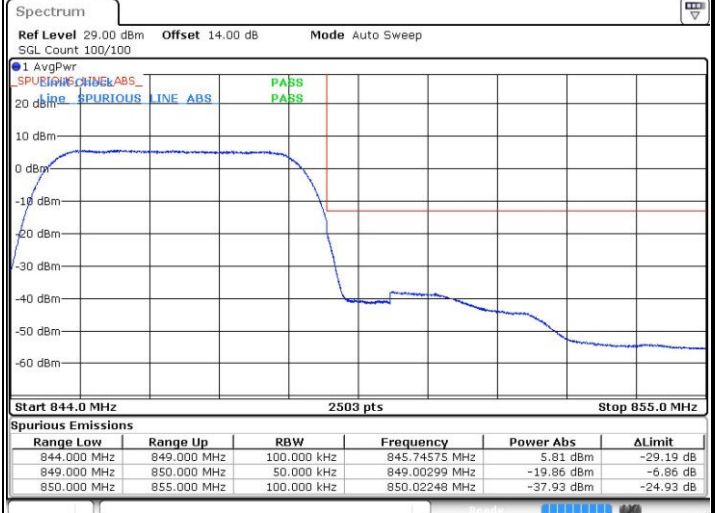
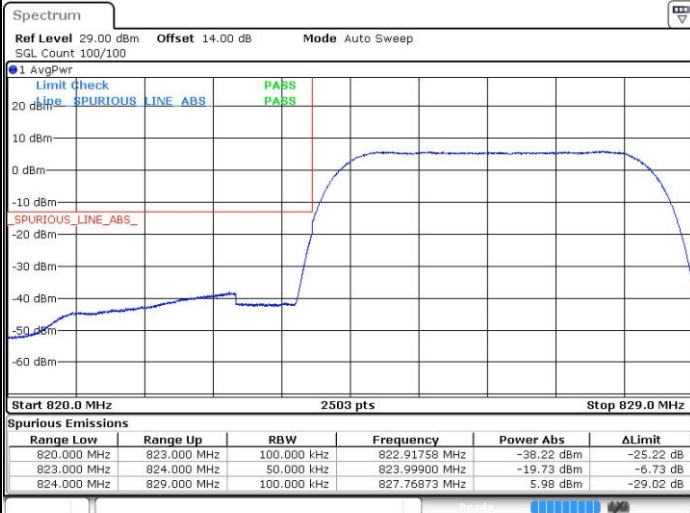




WCDMA Band V (RMC 12.2Kbps)

Lowest Band Edge

Highest Band Edge



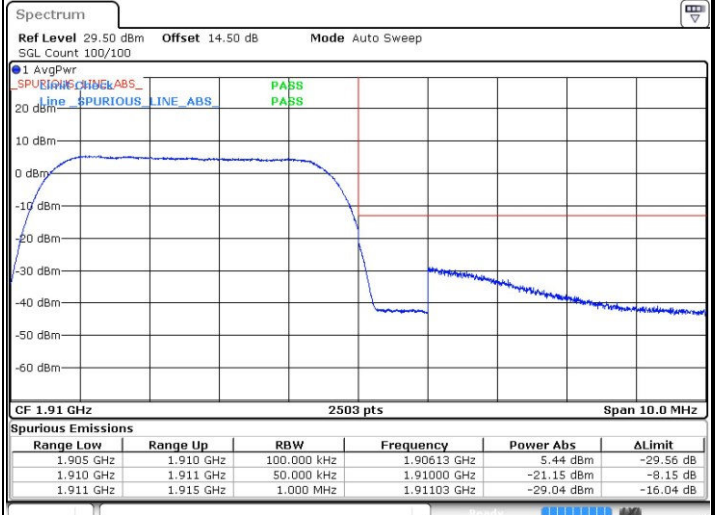
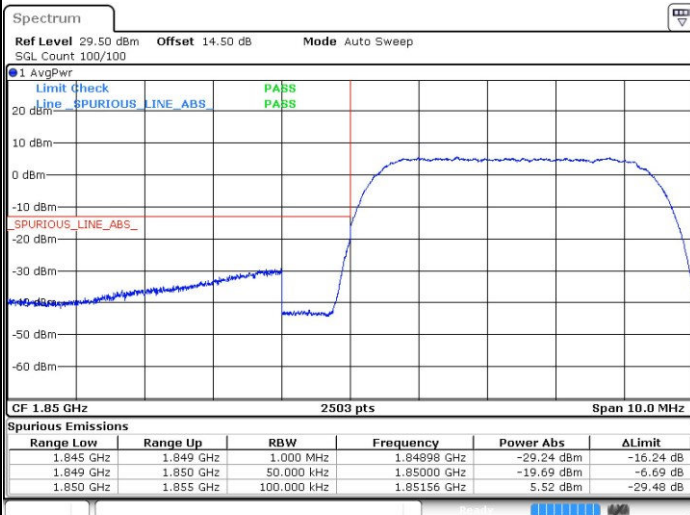
Date: 25 JUL 2017 11:13:14

Date: 25 JUL 2017 11:15:55

WCDMA Band II (RMC 12.2Kbps)

Lowest Band Edge

Highest Band Edge

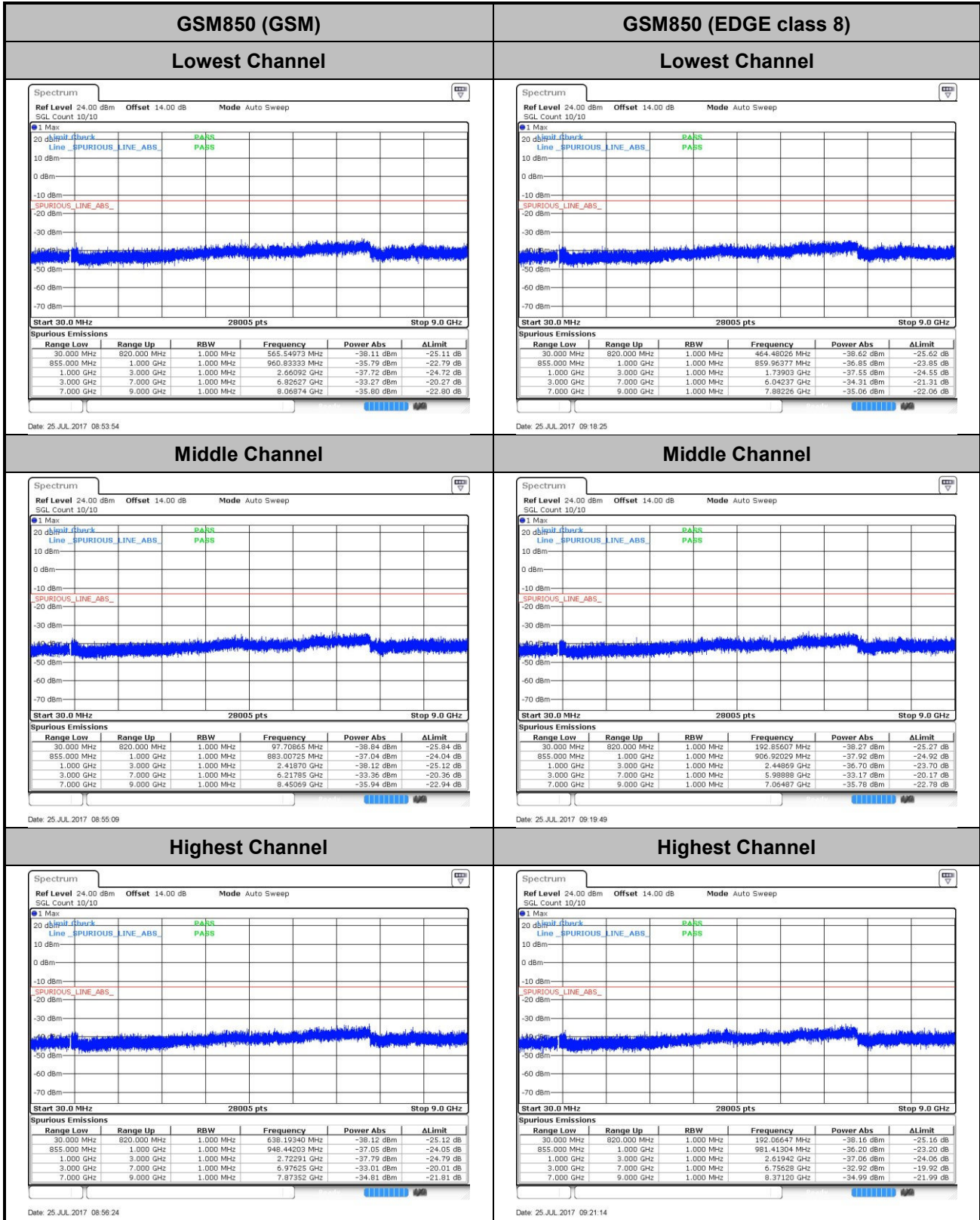


Date: 25 JUL 2017 10:59:04

Date: 25 JUL 2017 11:01:45



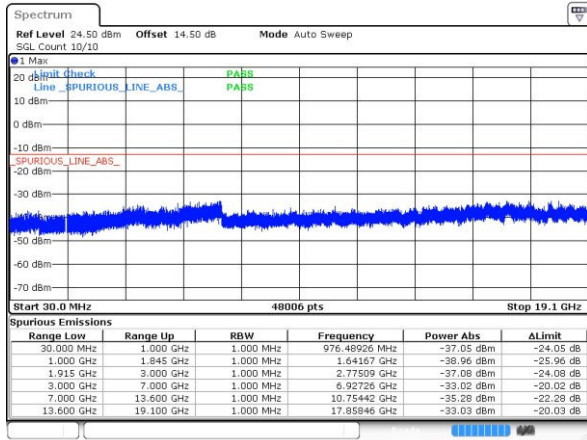
# Conducted Spurious Emission





GSM1900 (GSM)

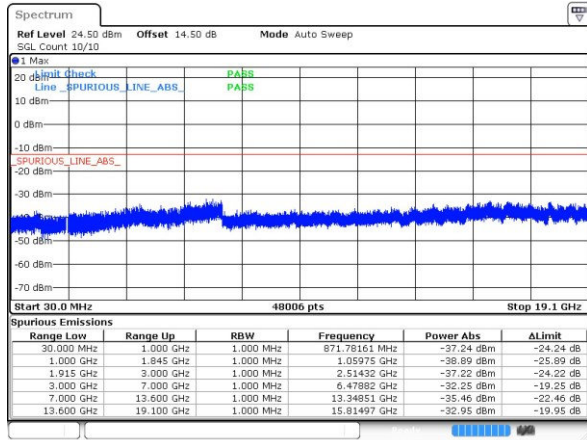
Lowest Channel



Date: 25 JUL 2017 10:03:17

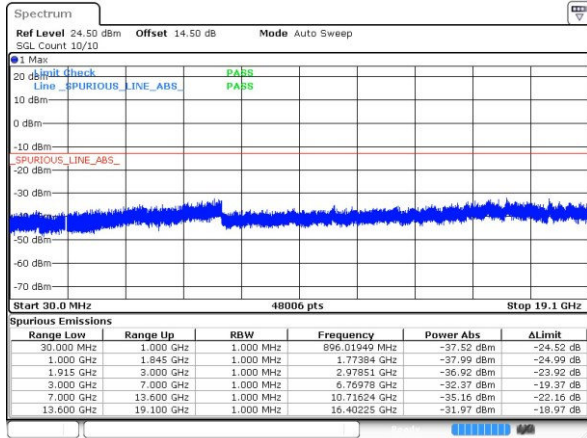
GSM1900 (EDGE class 8)

Lowest Channel



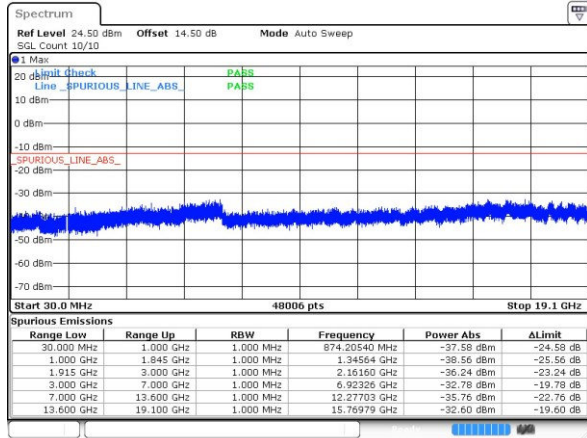
Date: 25 JUL 2017 10:12:57

Middle Channel



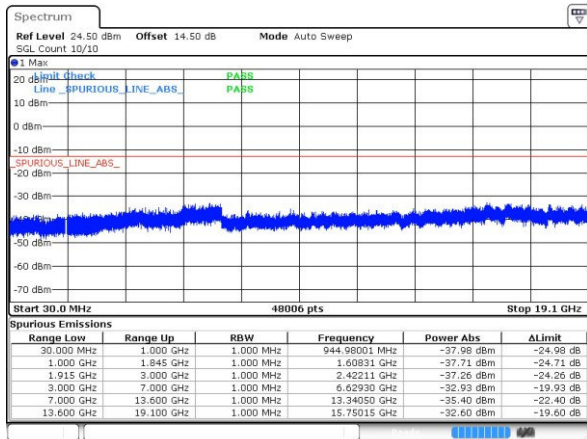
Date: 25 JUL 2017 10:04:31

Middle Channel



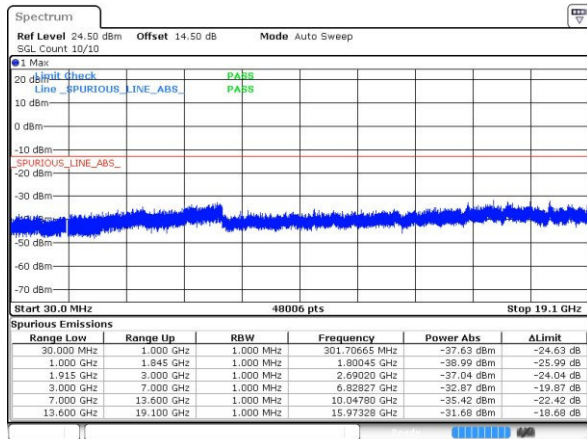
Date: 25 JUL 2017 10:14:12

Highest Channel



Date: 25 JUL 2017 10:05:46

Highest Channel

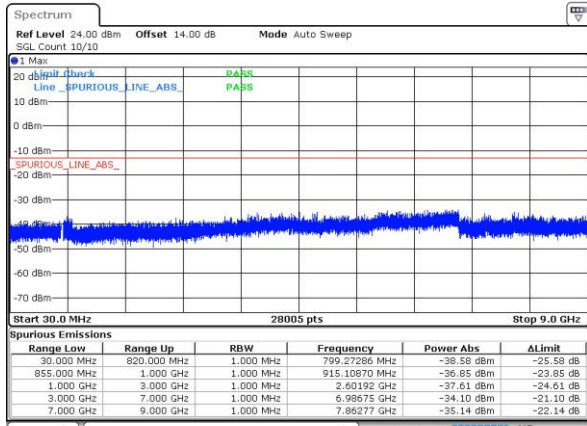


Date: 25 JUL 2017 10:15:27



WCDMA Band V (RMC 12.2Kbps)

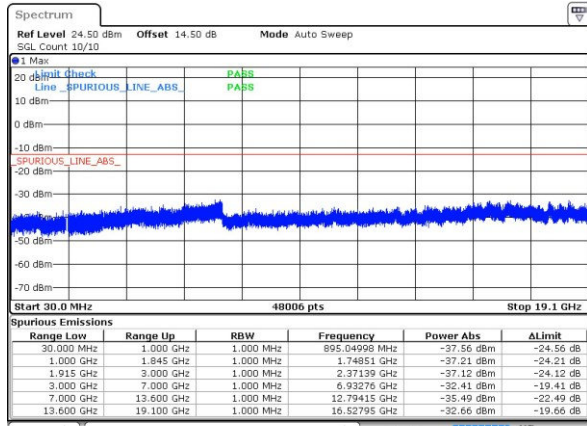
Lowest Channel



Date: 25 JUL 2017 11:19:18

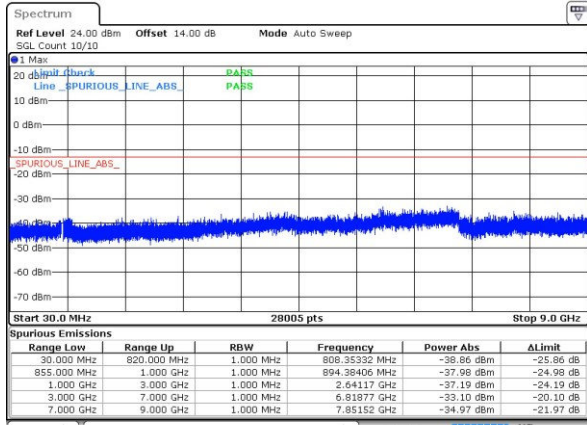
WCDMA Band II (RMC 12.2Kbps)

Lowest Channel



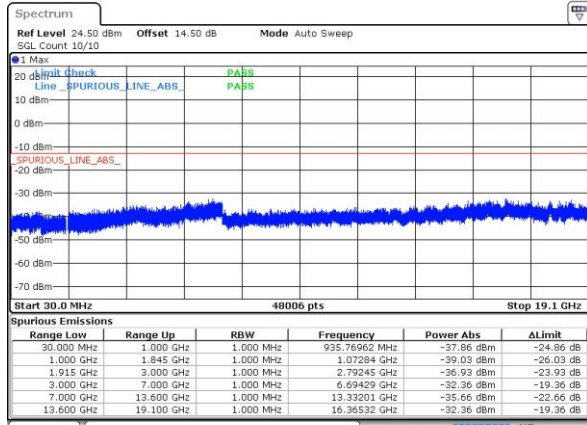
Date: 25 JUL 2017 11:25:57

Middle Channel



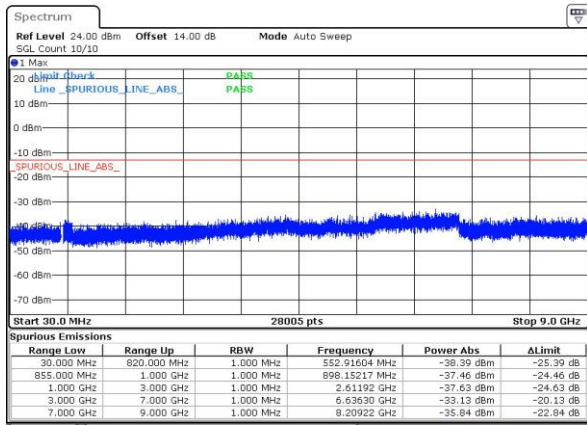
Date: 25 JUL 2017 11:20:44

Middle Channel



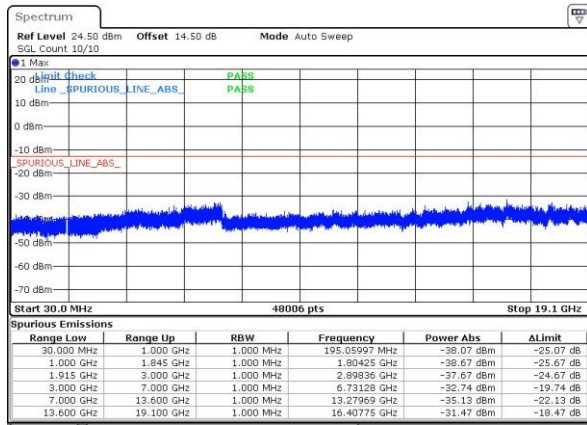
Date: 25 JUL 2017 11:28:25

Highest Channel



Date: 25 JUL 2017 11:22:08

Highest Channel



Date: 25 JUL 2017 11:30:20



**Frequency Stability**

Test Conditions	Middle Channel	GSM850 (GSM)	GSM850 (EDGE class 8)	Limit 2.5ppm
Temperature (°C)	Voltage (Volt)	Deviation (ppm)		Result
50	Normal Voltage	0.0041	0.0004	PASS
40	Normal Voltage	0.0010	0.0143	
30	Normal Voltage	0.0087	0.0108	
20(Ref.)	Normal Voltage	0.0000	0.0000	
10	Normal Voltage	0.0003	0.0227	
0	Normal Voltage	0.0054	0.0016	
-10	Normal Voltage	0.0085	0.0159	
-20	Normal Voltage	0.0030	0.0060	
-30	Normal Voltage	0.0043	0.0173	
20	Maximum Voltage	0.0005	0.0079	
20	Normal Voltage	0.0000	0.0000	
20	Battery End Point	0.0023	0.0085	

Note: Normal Voltage = 3.8V. ; Battery End Point (BEP) = 3.4 V. ; Maximum Voltage =4.35 V

Test Conditions	Middle Channel	GSM1900 (GSM)	GSM1900 (EDGE class 8)	Limit Note 2.
Temperature (°C)	Voltage (Volt)	Deviation (ppm)		Result
50	Normal Voltage	0.0080	0.0113	PASS
40	Normal Voltage	0.0073	0.0033	
30	Normal Voltage	0.0053	0.0013	
20(Ref.)	Normal Voltage	0.0000	0.0000	
10	Normal Voltage	0.0321	0.0040	
0	Normal Voltage	0.0338	0.0003	
-10	Normal Voltage	0.0067	0.0043	
-20	Normal Voltage	0.0085	0.0107	
-30	Normal Voltage	0.0059	0.0068	
20	Maximum Voltage	0.0069	0.0042	
20	Normal Voltage	0.0000	0.0000	
20	Battery End Point	0.0037	0.0040	

**Note:**

1. Normal Voltage = 3.8V. ; Battery End Point (BEP) = 3.4 V. ; Maximum Voltage =4.35 V
2. The frequency fundamental emissions stay within the authorized frequency block based on the frequency deviation measured is small.



Test Conditions	Middle Channel	WCDMA Band V (RMC 12.2Kbps)	Limit 2.5ppm
Temperature (°C)	Voltage (Volt)	Deviation (ppm)	Result
50	Normal Voltage	0.0017	PASS
40	Normal Voltage	0.0001	
30	Normal Voltage	0.0008	
20(Ref.)	Normal Voltage	0.0000	
10	Normal Voltage	0.0037	
0	Normal Voltage	0.0033	
-10	Normal Voltage	0.0006	
-20	Normal Voltage	0.0004	
-30	Normal Voltage	0.0023	
20	Maximum Voltage	0.0042	
20	Normal Voltage	0.0000	
20	Battery End Point	0.0052	

Note: Normal Voltage = 3.8V. ; Battery End Point (BEP) = 3.4 V. ; Maximum Voltage =4.35 V

Test Conditions	Middle Channel	WCDMA Band II (RMC 12.2Kbps)	Limit Note 2.
Temperature (°C)	Voltage (Volt)	Deviation (ppm)	Result
50	Normal Voltage	0.0083	PASS
40	Normal Voltage	0.0091	
30	Normal Voltage	0.0122	
20(Ref.)	Normal Voltage	0.0000	
10	Normal Voltage	0.0088	
0	Normal Voltage	0.0134	
-10	Normal Voltage	0.0125	
-20	Normal Voltage	0.0123	
-30	Normal Voltage	0.0059	
20	Maximum Voltage	0.0115	
20	Normal Voltage	0.0000	
20	Battery End Point	0.0150	

Note:

1. Normal Voltage = 3.8V. ; Battery End Point (BEP) = 3.4 V. ; Maximum Voltage =4.35 V
2. The frequency fundamental emissions stay within the authorized frequency block based on the frequency deviation measured is small.



## Appendix B. Test Results of Radiated Test

### Radiated Spurious Emission

GSM850 (GSM)									
Channel	Frequency ( MHz )	ERP ( dBm )	Limit ( dBm )	Over Limit ( dB )	SPA Reading (dBm)	S.G. Power ( dBm )	TX Cable loss ( dB )	TX Antenna Gain (dBi)	Polarization (H/V)
Middle	1672	-51.84	-13	-38.84	-58.97	-58.53	0.56	9.40	H
	2510	-54.92	-13	-41.92	-66.31	-62.63	0.74	10.60	H
	3346	-50.02	-13	-37.02	-63.30	-59.62	0.85	12.60	H
	4182	-59.63	-13	-46.63	-76.04	-69.19	0.89	12.60	H
	5018.4	-57.36	-13	-44.36	-76.69	-66.97	0.94	12.70	H
	5854.8	-59.57	-13	-46.57	-79.36	-69.31	1.11	13.00	H
	1672	-46.93	-13	-33.93	-54.06	-53.62	0.56	9.40	V
	2510	-46.59	-13	-33.59	-57.58	-54.30	0.74	10.60	V
	3346	-48.86	-13	-35.86	-62.37	-58.46	0.85	12.60	V
	4182	-55.77	-13	-42.77	-72.42	-65.33	0.89	12.60	V
	5018.4	-53.61	-13	-40.61	-73.78	-63.22	0.94	12.70	V
	5854.8	-56.41	-13	-43.41	-77.07	-66.15	1.11	13.00	V

Remark: Spurious emissions within 30-1000MHz were found more than 20dB below limit line.



GSM850 (EDGE class 8)									
Channel	Frequency ( MHz )	ERP ( dBm )	Limit ( dBm )	Over Limit ( dB )	SPA Reading (dBm)	S.G. Power ( dBm )	TX Cable loss ( dB )	TX Antenna Gain (dBi)	Polarization (H/V)
Middle	1672	-52.45	-13	-39.45	-59.58	-59.14	0.56	9.40	H
	2510	-51.49	-13	-38.49	-62.88	-59.20	0.74	10.60	H
	3346	-50.07	-13	-37.07	-63.35	-59.67	0.85	12.60	H
	4182	-59.02	-13	-46.02	-75.43	-68.58	0.89	12.60	H
	5018.4	-58.30	-13	-45.30	-77.63	-67.91	0.94	12.70	H
	5854.8	-59.99	-13	-46.99	-79.78	-69.73	1.11	13.00	H
	1672	-47.60	-13	-34.60	-54.73	-54.29	0.56	9.40	V
	2510	-46.99	-13	-33.99	-57.98	-54.70	0.74	10.60	V
	3346	-49.71	-13	-36.71	-63.22	-59.31	0.85	12.60	V
	4182	-56.73	-13	-43.73	-73.38	-66.29	0.89	12.60	V
	5018.4	-54.16	-13	-41.16	-74.33	-63.77	0.94	12.70	V
	5854.8	-56.71	-13	-43.71	-77.37	-66.45	1.11	13.00	V

Remark: Spurious emissions within 30-1000MHz were found more than 20dB below limit line.





GSM1900 (GSM)									
Channel	Frequency ( MHz )	EIRP ( dBm )	Limit ( dBm )	Over Limit ( dB )	SPA Reading (dBm)	S.G. Power ( dBm )	TX Cable loss ( dB )	TX Antenna Gain (dBi)	Polarization (H/V)
Middle	3760	-46.39	-13	-33.39	-61.67	-52.43	6.56	12.60	H
	5640	-42.41	-13	-29.41	-61.76	-47.51	8	13.10	H
	7520	-43.69	-13	-30.69	-67.28	-45.42	9.57	11.30	H
	9400	-46.25	-13	-33.25	-73.73	-47.70	10.45	11.90	H
	11280	-47.42	-13	-34.42	-74.97	-48.63	11.99	13.20	H
	13160	-40.71	-13	-27.71	-71.54	-31.11	11.5	1.90	H
	15040	-45.09	-13	-32.09	-75.52	-33.57	13.6	2.08	H
	3760	-51.84	-13	-38.84	-67.39	-57.88	6.56	12.6	V
	5640	-49.03	-13	-36.03	-68.95	-54.13	8	13.1	V
	7520	-51.73	-13	-38.73	-75.37	-53.46	9.57	11.3	V
	9400	-49.48	-13	-36.48	-76.38	-50.93	10.45	11.9	V
	11280	-44.93	-13	-31.93	-72.98	-46.14	11.99	13.2	V
	13160	-40.42	-13	-27.42	-70.51	-30.82	11.5	1.9	V
	15040	-45.21	-13	-32.21	-77.75	-33.69	13.6	2.08	V

Remark: Spurious emissions within 30-1000MHz were found more than 20dB below limit line.

GSM1900 (EDGE class 8)									
Channel	Frequency ( MHz )	EIRP ( dBm )	Limit ( dBm )	Over Limit ( dB )	SPA Reading (dBm)	S.G. Power ( dBm )	TX Cable loss ( dB )	TX Antenna Gain (dBi)	Polarization (H/V)
Middle	3760	-46.87	-13	-33.87	-62.15	-52.91	6.56	12.60	H
	5640	-47.76	-13	-34.76	-67.11	-52.86	8	13.10	H
	7520	-53.79	-13	-40.79	-77.38	-55.52	9.57	11.30	H
	3760	-54.46	-13	-41.46	-70.01	-60.50	6.56	12.6	V
	5640	-56.07	-13	-43.07	-75.99	-61.17	8	13.1	V
	7520	-57.05	-13	-44.05	-80.69	-58.78	9.57	11.3	V

Remark: Spurious emissions within 30-1000MHz were found more than 20dB below limit line.



WCDMA Band V(RMC 12.2Kbps)									
Channel	Frequency ( MHz )	ERP ( dBm )	Limit ( dBm )	Over Limit ( dB )	SPA Reading (dBm)	S.G. Power ( dBm )	TX Cable loss ( dB )	TX Antenna Gain (dBi)	Polarization (H/V)
Middle	1672.8	-61.23	-13	-48.23	-68.36	-67.92	0.56	9.40	H
	2509.2	-65.29	-13	-52.29	-76.68	-73.00	0.74	10.60	H
	3345.6	-63.73	-13	-50.73	-77.01	-73.33	0.85	12.60	H
	1672.8	-61.70	-13	-48.70	-68.83	-68.39	0.56	9.40	V
	2509.2	-65.48	-13	-52.48	-76.47	-73.19	0.74	10.60	V
	3346.6	-63.66	-13	-50.66	-77.17	-73.26	0.85	12.60	V

Remark: Spurious emissions within 30-1000MHz were found more than 20dB below limit line.

WCDMA Band II(RMC 12.2Kbps)									
Channel	Frequency ( MHz )	EIRP ( dBm )	Limit ( dBm )	Over Limit ( dB )	SPA Reading (dBm)	S.G. Power ( dBm )	TX Cable loss ( dB )	TX Antenna Gain (dBi)	Polarization (H/V)
Middle	3760	-54.27	-13	-41.27	-69.55	-60.31	6.56	12.60	H
	5640	-59.96	-13	-46.96	-79.31	-65.06	8	13.10	H
	7520	-56.17	-13	-43.17	-79.76	-57.90	9.57	11.30	H
	3760	-53.83	-13	-40.83	-69.38	-59.87	6.56	12.6	V
	5640	-59.09	-13	-46.09	-79.01	-64.19	8	13.1	V
	7520	-57.40	-13	-44.40	-81.04	-59.13	9.57	11.3	V

Remark: Spurious emissions within 30-1000MHz were found more than 20dB below limit line.