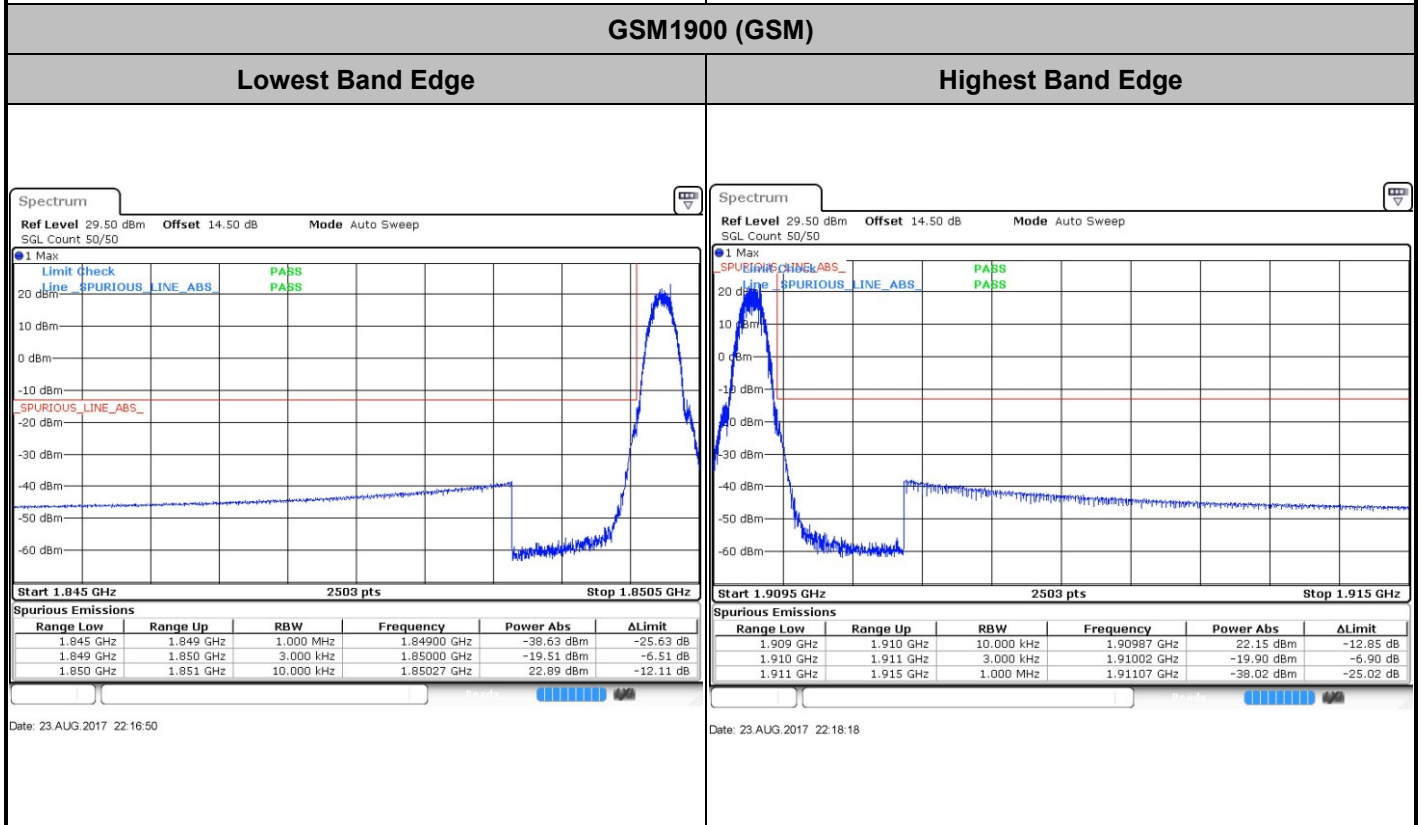
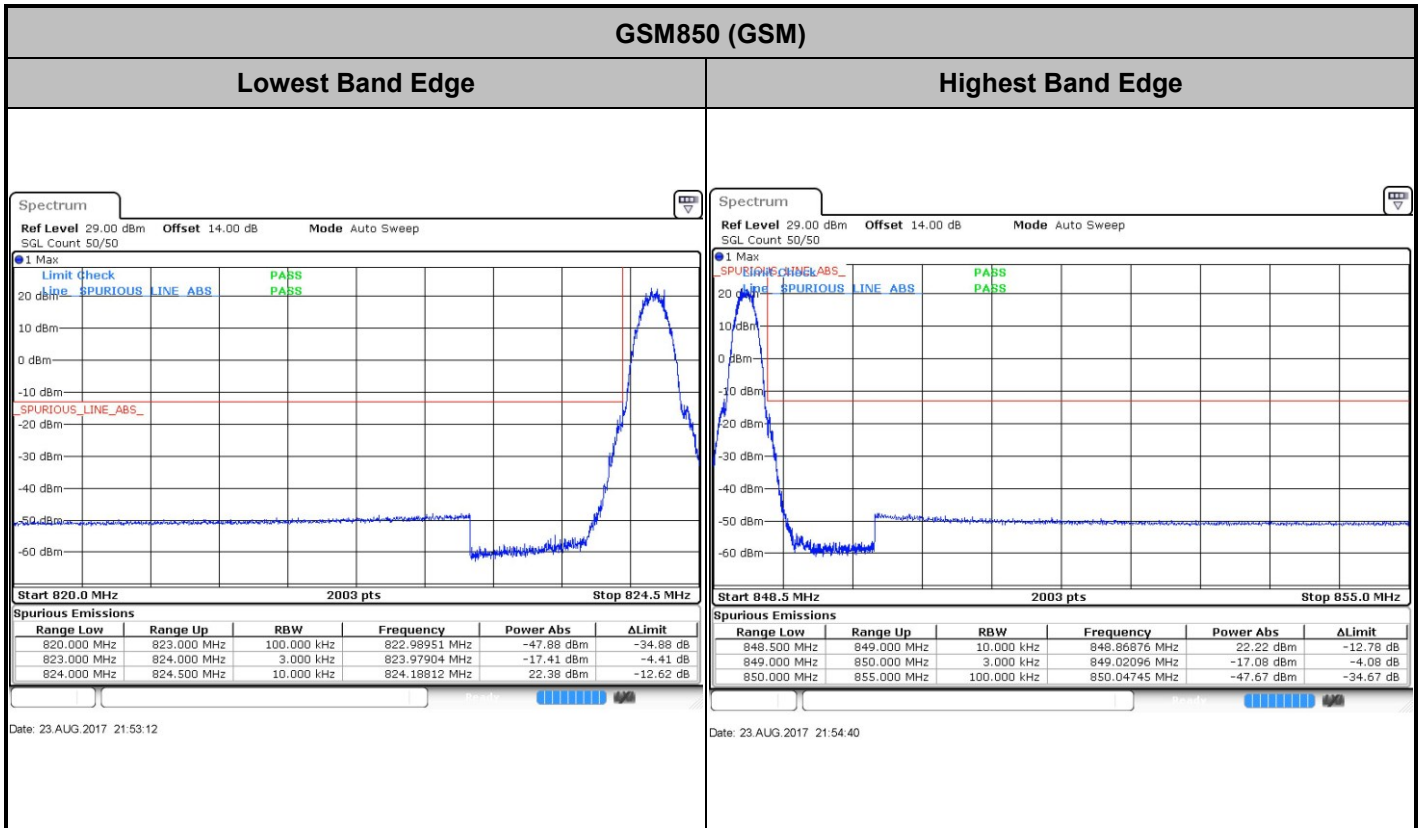




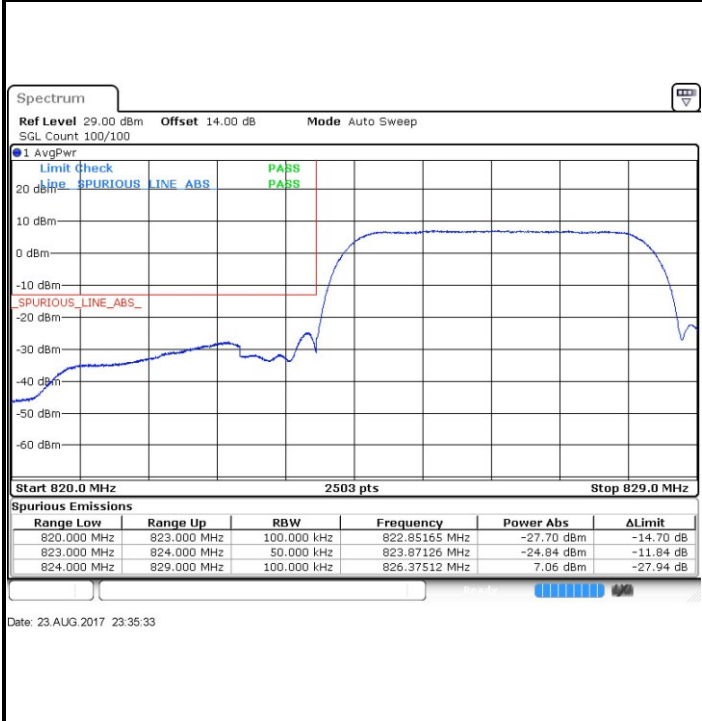
Conducted Band Edge





WCDMA Band V (RMC 12.2Kbps)

Lowest Band Edge

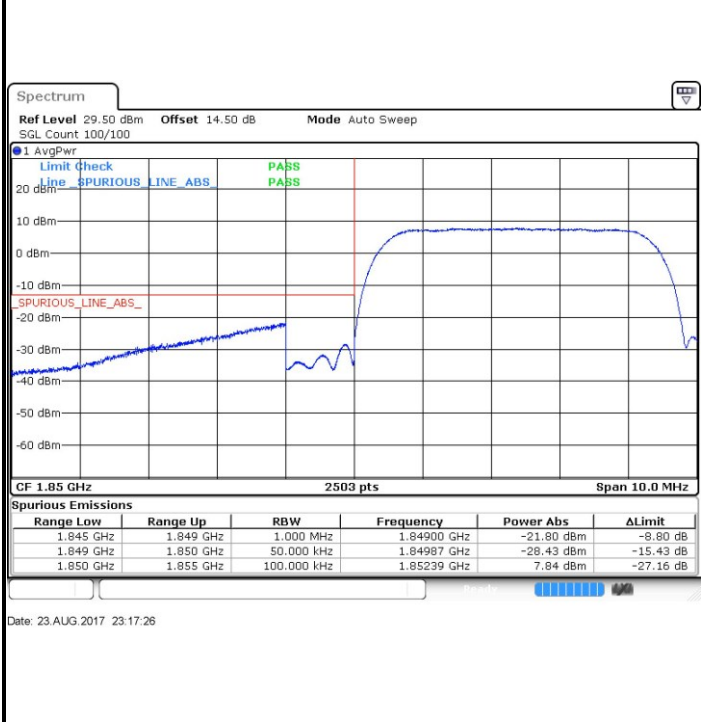


Highest Band Edge

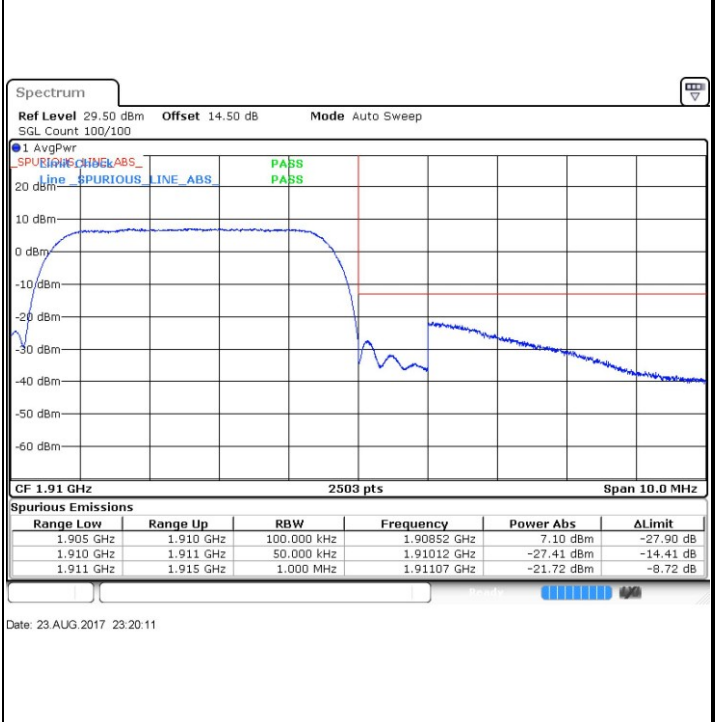


WCDMA Band II (RMC 12.2Kbps)

Lowest Band Edge

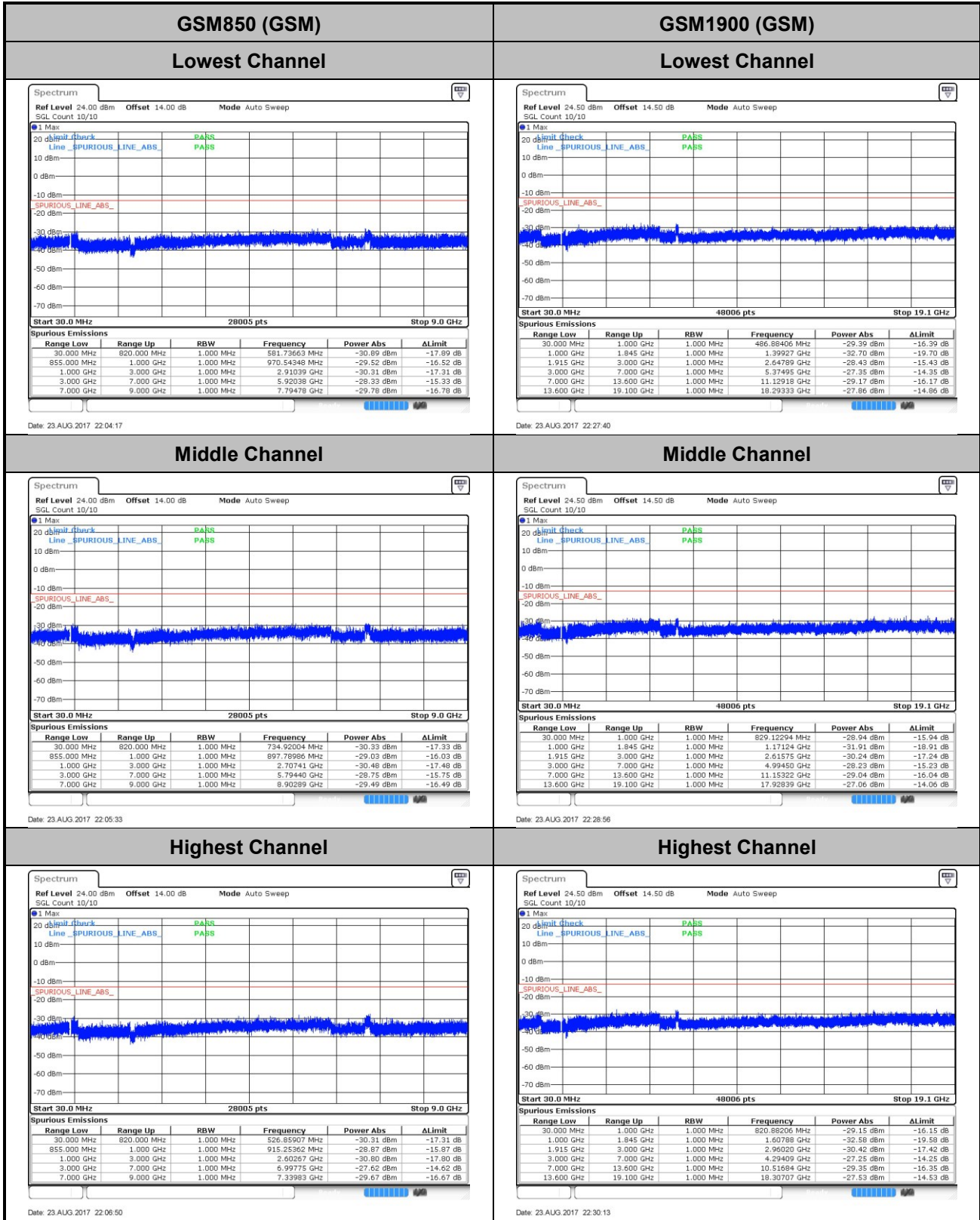


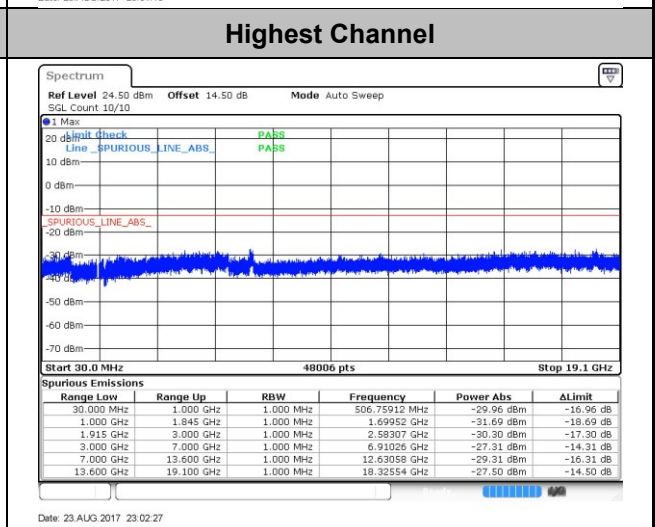
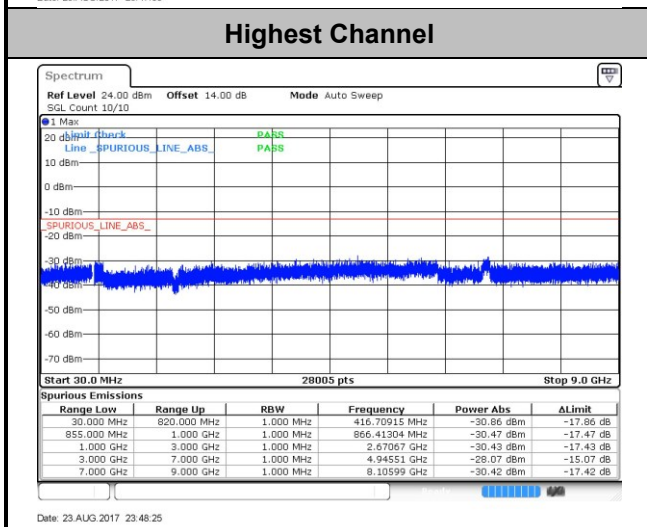
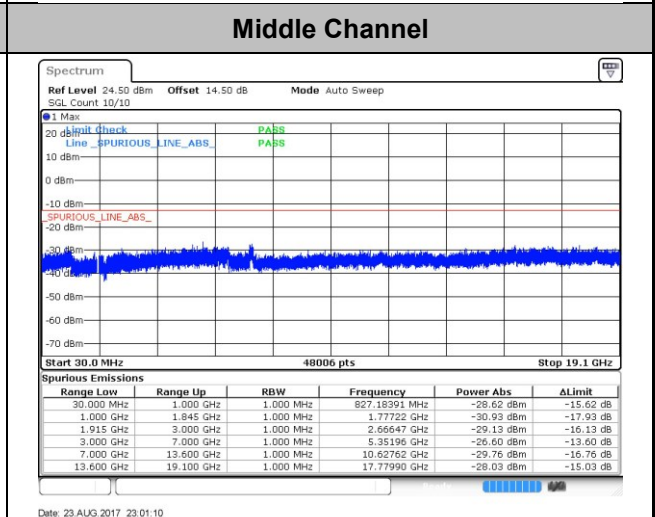
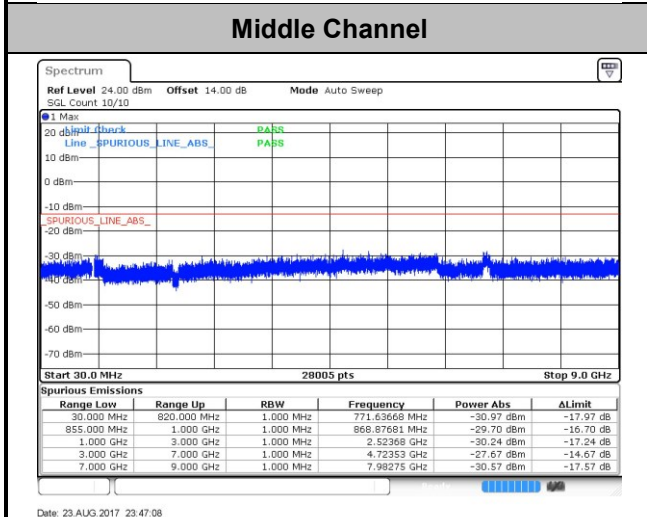
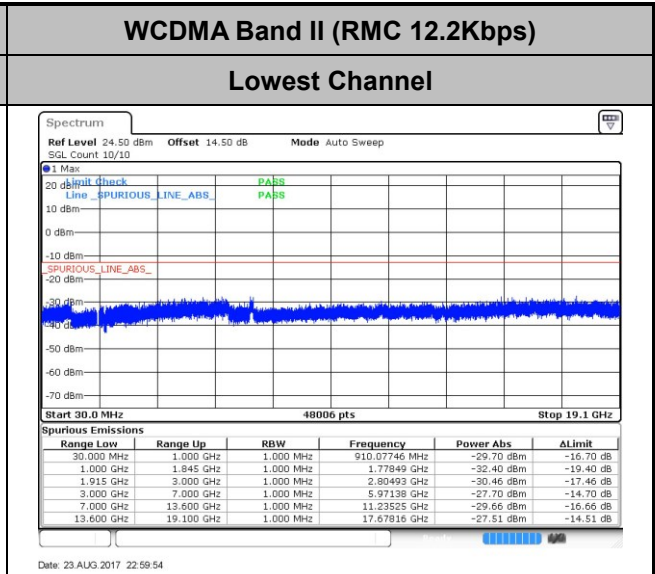
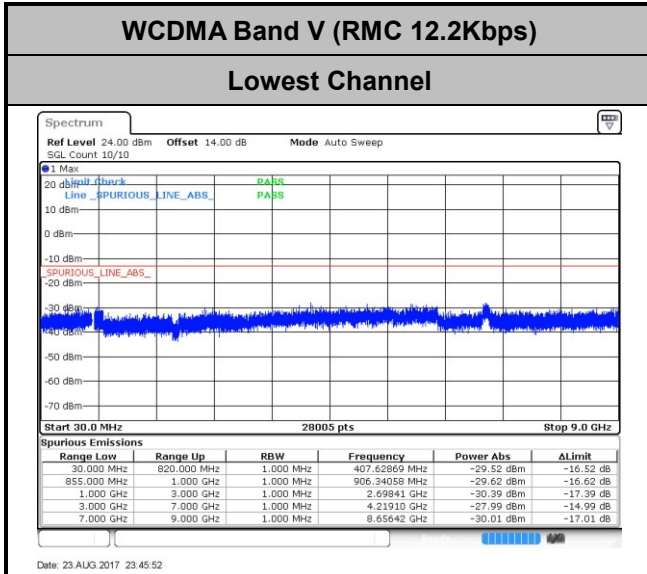
Highest Band Edge





Conducted Spurious Emission







Frequency Stability

Test Conditions	Middle Channel	GSM850 (GSM)	Limit
Temperature (°C)	Voltage (Volt)	Deviation (ppm)	2.5ppm Result
50	Normal Voltage	0.0423	PASS
40	Normal Voltage	0.0361	
30	Normal Voltage	0.0357	
20(Ref.)	Normal Voltage	0.0000	
10	Normal Voltage	0.0234	
0	Normal Voltage	0.0197	
-10	Normal Voltage	0.0277	
-20	Normal Voltage	0.0209	
-30	Normal Voltage	0.0304	
20	Maximum Voltage	0.0276	
20	Normal Voltage	0.0000	
20	Battery End Point	0.0311	

Note: Normal Voltage = 3.8V. : Battery End Point (BEP) = 3.5 V. : Maximum Voltage =4.3 V



Test Conditions	Middle Channel	GSM1900 (GSM)	Limit Note 2.
Temperature (°C)	Voltage (Volt)	Deviation (ppm)	Result
50	Normal Voltage	0.0175	PASS
40	Normal Voltage	0.0124	
30	Normal Voltage	0.0128	
20(Ref.)	Normal Voltage	0.0000	
10	Normal Voltage	0.0104	
0	Normal Voltage	0.0150	
-10	Normal Voltage	0.0066	
-20	Normal Voltage	0.0082	
-30	Normal Voltage	0.0139	
20	Maximum Voltage	0.0043	
20	Normal Voltage	0.0000	
20	Battery End Point	0.0055	

Note:

1. Normal Voltage = 3.8V. ; Battery End Point (BEP) = 3.5 V. ; Maximum Voltage =4.3 V
2. The frequency fundamental emissions stay within the authorized frequency block based on the frequency deviation measured is small.



Test Conditions	Middle Channel	WCDMA Band V (RMC 12.2Kbps)	Limit 2.5ppm
Temperature (°C)	Voltage (Volt)	Deviation (ppm)	Result
50	Normal Voltage	0.0036	PASS
40	Normal Voltage	0.0024	
30	Normal Voltage	0.0213	
20(Ref.)	Normal Voltage	0.0000	
10	Normal Voltage	0.0135	
0	Normal Voltage	0.0195	
-10	Normal Voltage	0.0261	
-20	Normal Voltage	0.0215	
-30	Normal Voltage	0.0171	
20	Maximum Voltage	0.0263	
20	Normal Voltage	0.0000	
20	Battery End Point	0.0048	

Note: Normal Voltage = 3.8V. : Battery End Point (BEP) = 3.5 V. : Maximum Voltage =4.3 V



Test Conditions	Middle Channel	WCDMA Band II (RMC 12.2Kbps)	Limit Note 2.
Temperature (°C)	Voltage (Volt)	Deviation (ppm)	Result
50	Normal Voltage	0.0021	PASS
40	Normal Voltage	0.0037	
30	Normal Voltage	0.0037	
20(Ref.)	Normal Voltage	0.0000	
10	Normal Voltage	0.0048	
0	Normal Voltage	0.0066	
-10	Normal Voltage	0.0034	
-20	Normal Voltage	0.0053	
-30	Normal Voltage	0.0184	
20	Maximum Voltage	0.0011	
20	Normal Voltage	0.0000	
20	Battery End Point	0.0064	

Note:

1. Normal Voltage = 3.8V. ; Battery End Point (BEP) = 3.5 V. ; Maximum Voltage =4.3 V
2. The frequency fundamental emissions stay within the authorized frequency block based on the frequency deviation measured is small.



Radiated Spurious Emission

GSM850 (GSM)									
Channel	Frequency (MHz)	ERP (dBm)	Limit (dBm)	Over Limit (dB)	SPA Reading (dBm)	S.G. Power (dBm)	TX Cable loss (dB)	TX Antenna Gain (dBi)	Polarization (H/V)
Middle	1672	-42.29	-13	-29.29	-49.42	-48.98	0.56	9.40	H
	2510	-61.19	-13	-48.19	-72.58	-68.90	0.74	10.60	H
	3346	-63.36	-13	-50.36	-76.64	-72.96	0.85	12.60	H
	1672	-50.31	-13	-37.31	-57.44	-57.00	0.56	9.40	V
	2510	-64.21	-13	-51.21	-75.20	-71.92	0.74	10.60	V
	3346	-62.99	-13	-49.99	-76.50	-72.59	0.85	12.60	V

Remark: Spurious emissions within 30-1000MHz were found more than 20dB below limit line.

GSM1900 (GSM)									
Channel	Frequency (MHz)	ERP (dBm)	Limit (dBm)	Over Limit (dB)	SPA Reading (dBm)	S.G. Power (dBm)	TX Cable loss (dB)	TX Antenna Gain (dBi)	Polarization (H/V)
Middle	3760	-54.36	-13	-41.36	-69.64	-60.40	6.56	12.60	H
	5640	-51.99	-13	-38.99	-71.34	-57.09	8	13.10	H
	7520	-57.60	-13	-44.60	-81.19	-59.33	9.57	11.30	H
	3760	-57.67	-13	-44.67	-73.22	-63.71	6.56	12.6	V
	5640	-53.36	-13	-40.36	-73.28	-58.46	8	13.1	V
	7520	-56.35	-13	-43.35	-79.99	-58.08	9.57	11.3	V

Remark: Spurious emissions within 30-1000MHz were found more than 20dB below limit line.



WCDMA Band V(RMC 12.2Kbps)									
Channel	Frequency (MHz)	ERP (dBm)	Limit (dBm)	Over Limit (dB)	SPA Reading (dBm)	S.G. Power (dBm)	TX Cable loss (dB)	TX Antenna Gain (dBi)	Polarization (H/V)
Middle	1672.8	-49.76	-13	-36.76	-56.89	-56.45	0.56	9.40	H
	2509.2	-65.20	-13	-52.20	-76.59	-72.91	0.74	10.60	H
	3345.6	-63.54	-13	-50.54	-76.82	-73.14	0.85	12.60	H
	1672.8	-57.73	-13	-44.73	-64.86	-64.42	0.56	9.40	V
	2509.2	-65.58	-13	-52.58	-76.57	-73.29	0.74	10.60	V
	3345.6	-63.78	-13	-50.78	-77.29	-73.38	0.85	12.60	V

Remark: Spurious emissions within 30-1000MHz were found more than 20dB below limit line.

WCDMA Band II(RMC 12.2Kbps)									
Channel	Frequency (MHz)	EIRP (dBm)	Limit (dBm)	Over Limit (dB)	SPA Reading (dBm)	S.G. Power (dBm)	TX Cable loss (dB)	TX Antenna Gain (dBi)	Polarization (H/V)
Middle	3760	-59.83	-13	-46.83	-75.11	-65.87	6.56	12.60	H
	5640	-52.65	-13	-39.65	-72.00	-57.75	8	13.10	H
	7520	-57.18	-13	-44.18	-80.77	-58.91	9.57	11.30	H
	3760	-59.76	-13	-46.76	-75.31	-65.80	6.56	12.6	V
	5640	-50.68	-13	-37.68	-70.6	-55.78	8	13.1	V
	7520	-57.18	-13	-44.18	-80.82	-58.91	9.57	11.3	V

Remark: Spurious emissions within 30-1000MHz were found more than 20dB below limit line.