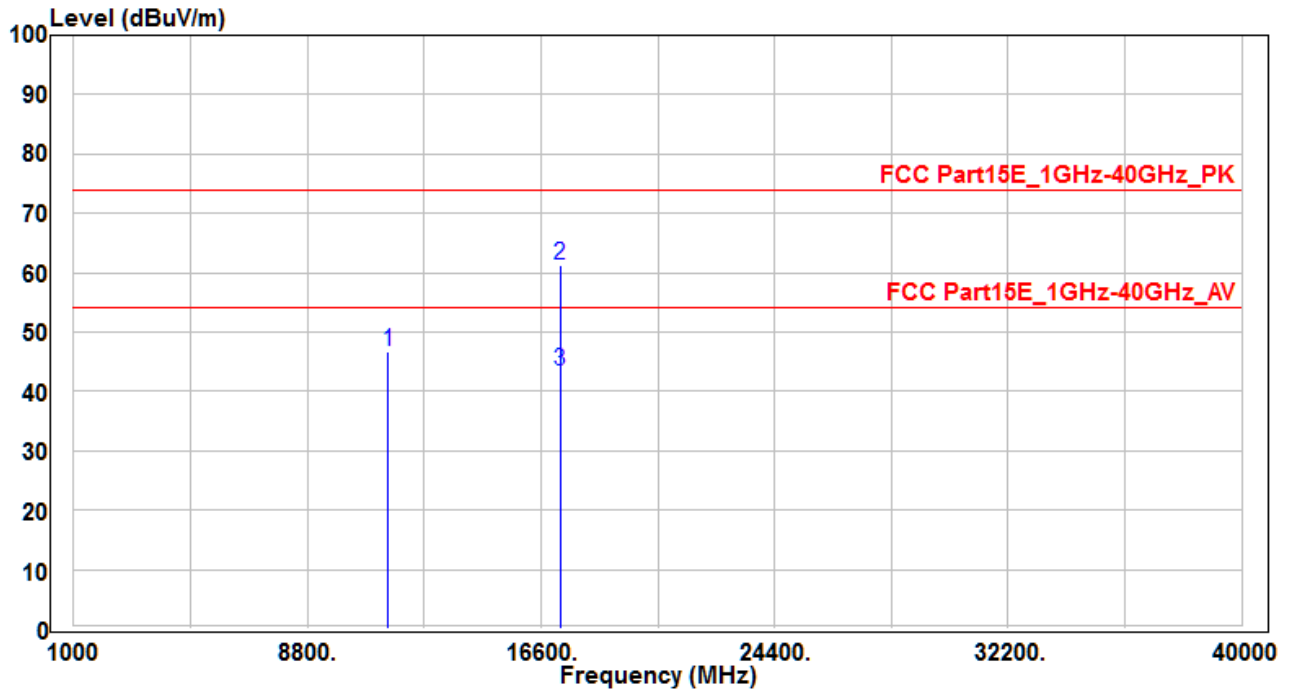


EUT	VA50EC	Test Date	2017/04/10
Factor	BBHA 9120D (1GHz~18GHz)	Temp. / Humidity	25°C / 60%
Polarity	Horizontal	Site / Engineer	AC1 / Kevin
Test Mode	MODE1 -CH149_Ant 1	Test Voltage	AC 120V/60Hz

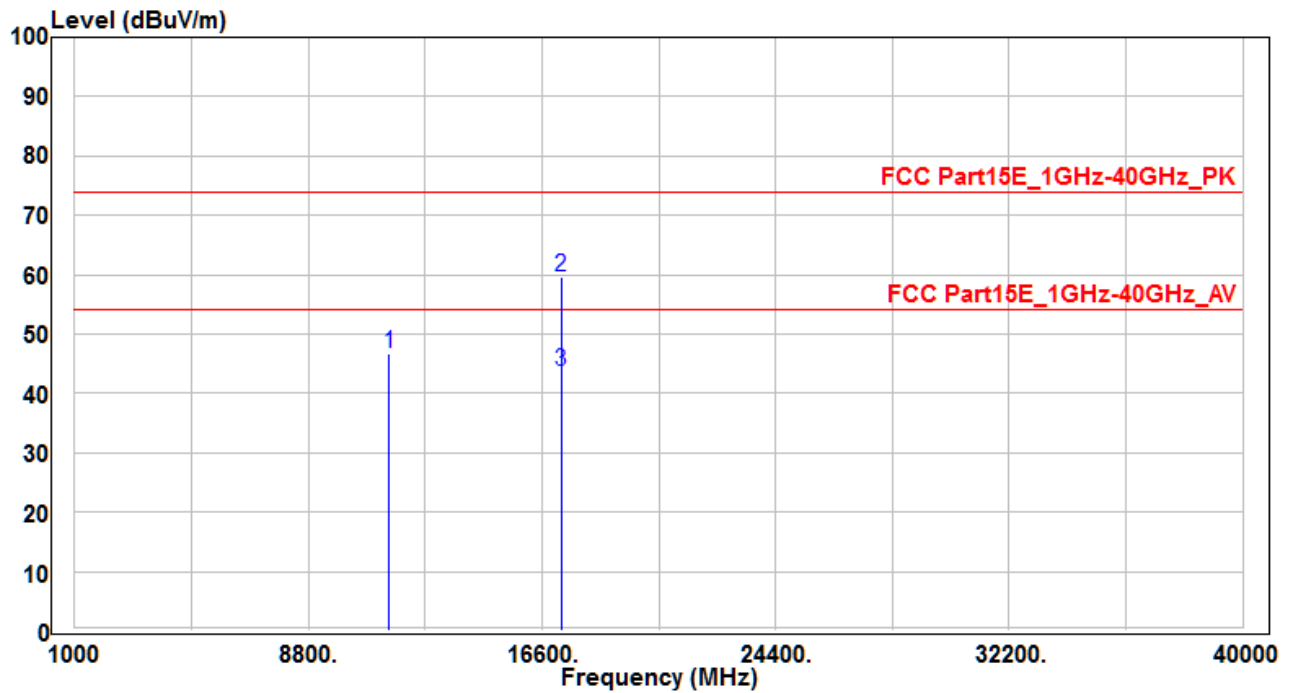


No	Frequency (MHz)	Reading (dBuV)	C.F (dB)	Measurement (dBuV/m)	Margin (dB)	Limit (dBuV)	Height (cm)	Angle (deg)	Remark (QP/PK/AV)
1	11490	27.39	19.33	46.72	-27.28	74	100	400	Peak
2	*	35.83	25.45	61.28	-12.72	74	100	390	Peak
3	*	18.01	25.45	43.46	-10.54	54	100	390	Average

Note :

- "*" means the worst value in this measurement data °
- Measure Level (dBuV/m) = Reading Level (dBuV) + Factor (dB) °
- Factor (dB) = Cable Loss (dB) + Antenna Factor (dB/m) °
- The emission levels of other frequencies are very lower than the limit and not show in test report °

EUT	VA50EC	Test Date	2017/04/10
Factor	BBHA 9120D (1GHz~18GHz)	Temp. / Humidity	25°C / 60%
Polarity	Vertical	Site / Engineer	AC1 / Kevin
Test Mode	MODE1 -CH149_Ant 1	Test Voltage	AC 120V/60Hz

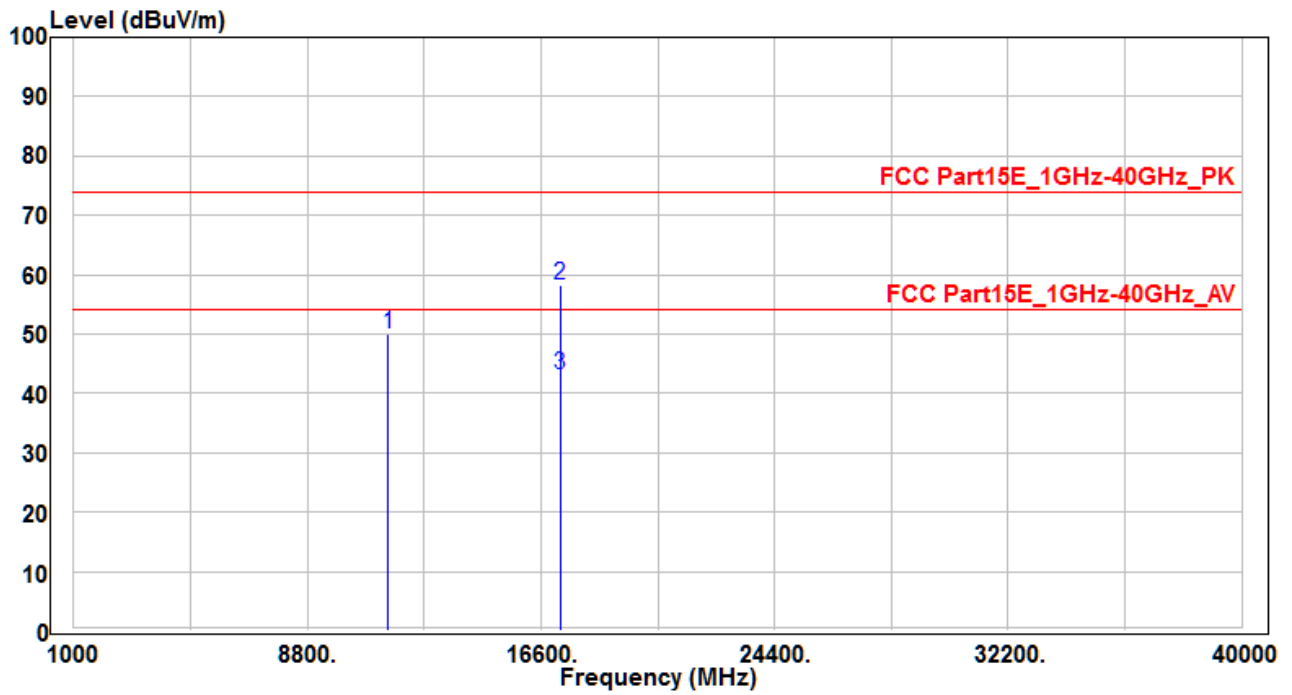


No	Frequency (MHz)	Reading (dBuV)	C.F (dB)	Measurement (dBuV/m)	Margin (dB)	Limit (dBuV)	Height (cm)	Angle (deg)	Remark (QP/PK/AV)
1	11490	27.39	19.33	46.72	-27.28	74	100	400	Peak
2	* 17235	34.24	25.45	59.69	-14.31	74	100	350	Peak
3	* 17235	18.13	25.45	43.58	-10.42	54	100	350	Average

Note :

- "*" means the worst value in this measurement data °
- Measure Level (dBuV/m) = Reading Level (dBuV) + Factor (dB) °
- Factor (dB) = Cable Loss (dB) + Antenna Factor (dB/m) °
- The emission levels of other frequencies are very lower than the limit and not show in test report °

EUT	VA50EC	Test Date	2017/04/10
Factor	BBHA 9120D (1GHz~18GHz)	Temp. / Humidity	25°C / 60%
Polarity	Horizontal	Site / Engineer	AC1 / Kevin
Test Mode	MODE1 -CH149_Ant 2	Test Voltage	AC 120V/60Hz

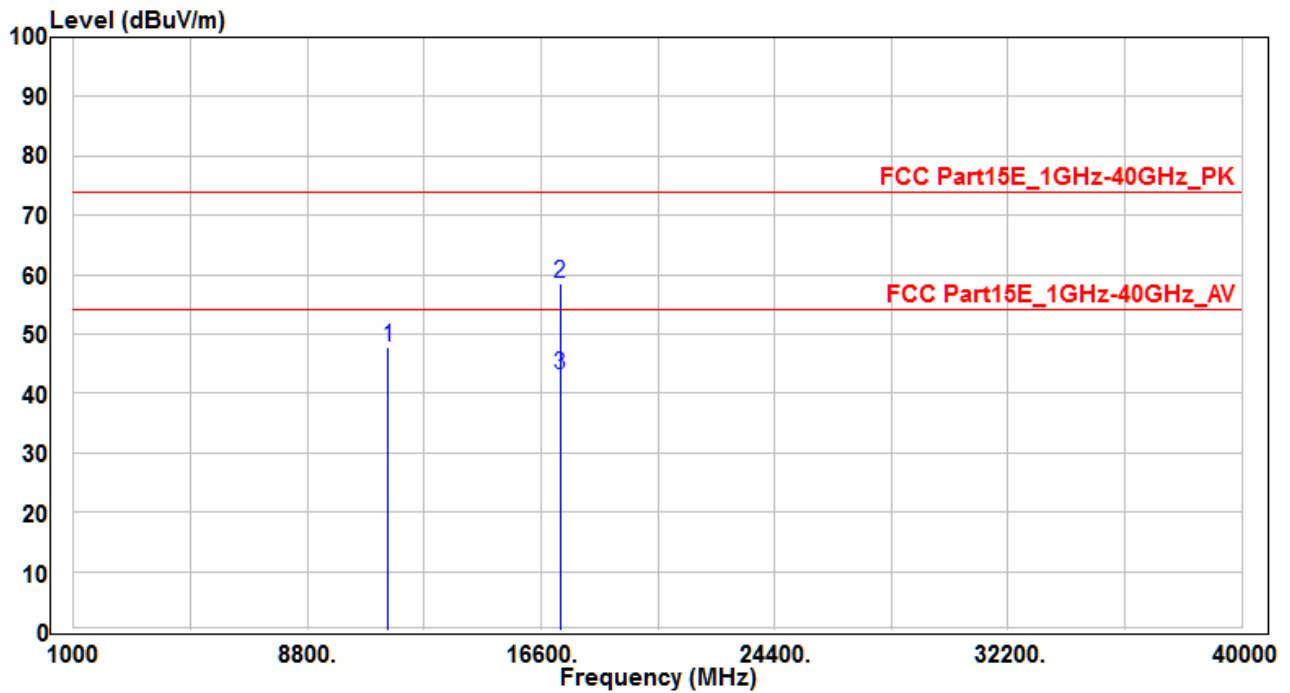


No	Frequency (MHz)	Reading (dBuV)	C.F (dB)	Measurement (dBuV/m)	Margin (dB)	Limit (dBuV)	Height (cm)	Angle (deg)	Remark (QP/PK/AV)
1	11490	30.55	19.33	49.88	-24.12	74	100	400	Peak
2	* 17235	32.77	25.45	58.22	-15.78	74	100	120	Peak
3	* 17235	17.73	25.45	43.18	-10.82	54	100	120	Average

Note :

1. " * " means the worst value in this measurement data °
2. Measure Level (dBuV/m) = Reading Level (dBuV) + Factor (dB) °
3. Factor (dB) = Cable Loss (dB) + Antenna Factor (dB/m) °
4. The emission levels of other frequencies are very lower than the limit and not show in test report °

EUT	VA50EC	Test Date	2017/04/10
Factor	BBHA 9120D (1GHz~18GHz)	Temp. / Humidity	25°C / 60%
Polarity	Vertical	Site / Engineer	AC1 / Kevin
Test Mode	MODE1 -CH149_Ant 2	Test Voltage	AC 120V/60Hz

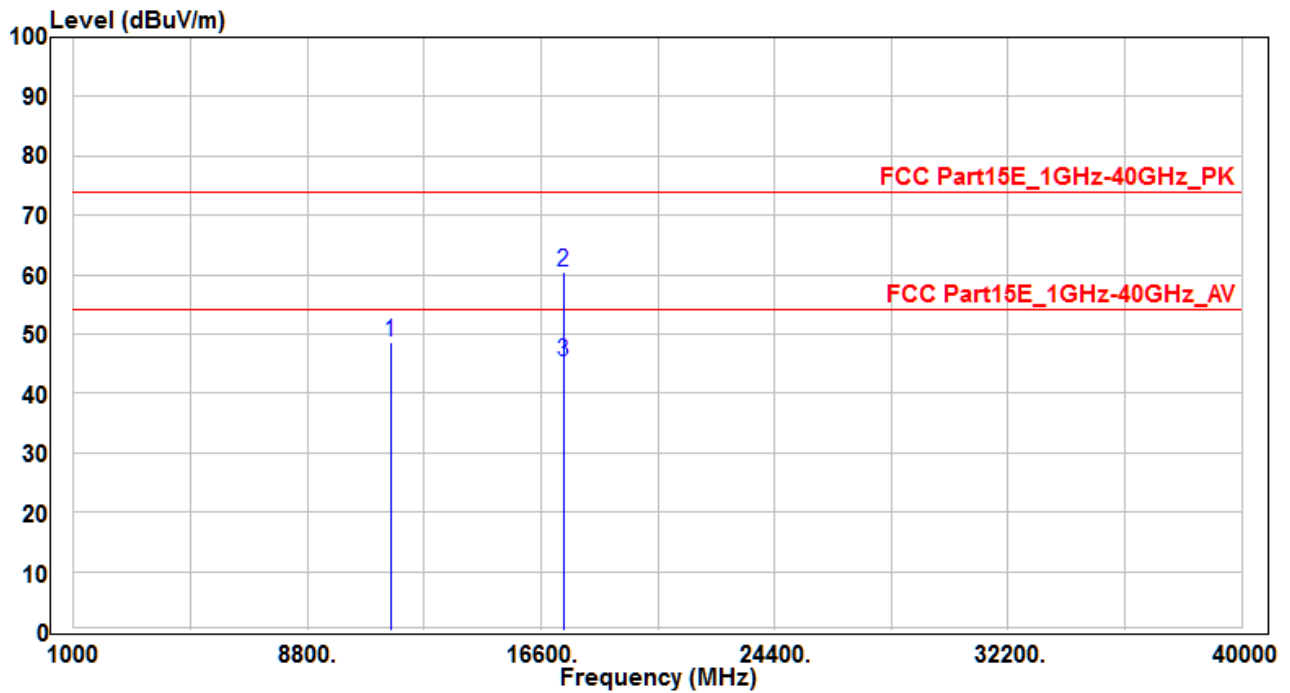


No	Frequency (MHz)	Reading (dBuV)	C.F (dB)	Measurement (dBuV/m)	Margin (dB)	Limit (dBuV)	Height (cm)	Angle (deg)	Remark (QP/PK/AV)
1	11490	28.47	19.33	47.8	-26.2	74	100	400	Peak
2	*	32.95	25.45	58.4	-15.6	74	100	70	Peak
3	*	17.62	25.45	43.07	-10.93	54	100	70	Average

Note :

1. " * " means the worst value in this measurement data °
2. Measure Level (dBuV/m) = Reading Level (dBuV) + Factor (dB) °
3. Factor (dB) = Cable Loss (dB) + Antenna Factor (dB/m) °
4. The emission levels of other frequencies are very lower than the limit and not show in test report °

EUT	VA50EC	Test Date	2017/04/10
Factor	BBHA 9120D (1GHz~18GHz)	Temp. / Humidity	25°C / 60%
Polarity	Horizontal	Site / Engineer	AC1 / Kevin
Test Mode	MODE1 -CH157_Ant 1	Test Voltage	AC 120V/60Hz

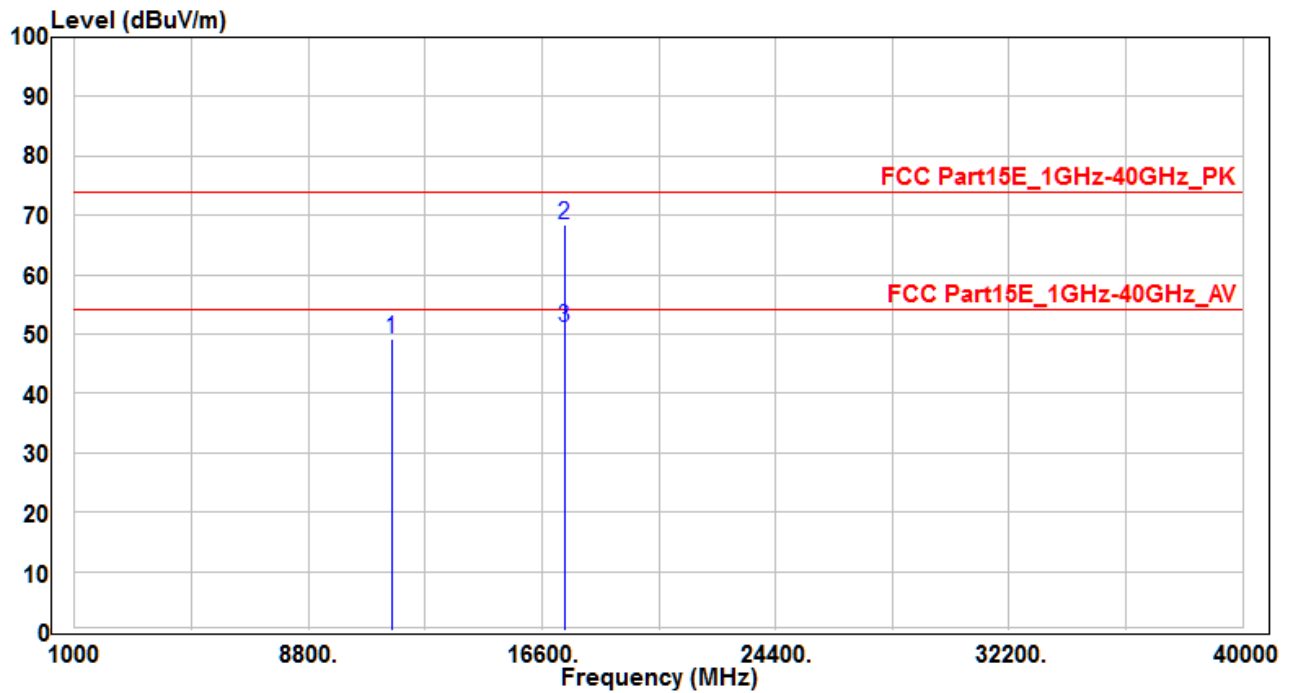


No	Frequency (MHz)	Reading (dBuV)	C.F (dB)	Measurement (dBuV/m)	Margin (dB)	Limit (dBuV)	Height (cm)	Angle (deg)	Remark (QP/PK/AV)
1	11570	29.14	19.46	48.6	-25.4	74	100	400	Peak
2	*	34.39	26.2	60.59	-13.41	74	100	-30	Peak
3	*	19.07	26.2	45.27	-8.73	54	100	-30	Average

Note :

1. " * " means the worst value in this measurement data °
2. Measure Level (dBuV/m) = Reading Level (dBuV) + Factor (dB) °
3. Factor (dB) = Cable Loss (dB) + Antenna Factor (dB/m) °
4. The emission levels of other frequencies are very lower than the limit and not show in test report °

EUT	VA50EC	Test Date	2017/04/10
Factor	BBHA 9120D (1GHz~18GHz)	Temp. / Humidity	25°C / 60%
Polarity	Vertical	Site / Engineer	AC1 / Kevin
Test Mode	MODE1 -CH157_Ant 1	Test Voltage	AC 120V/60Hz

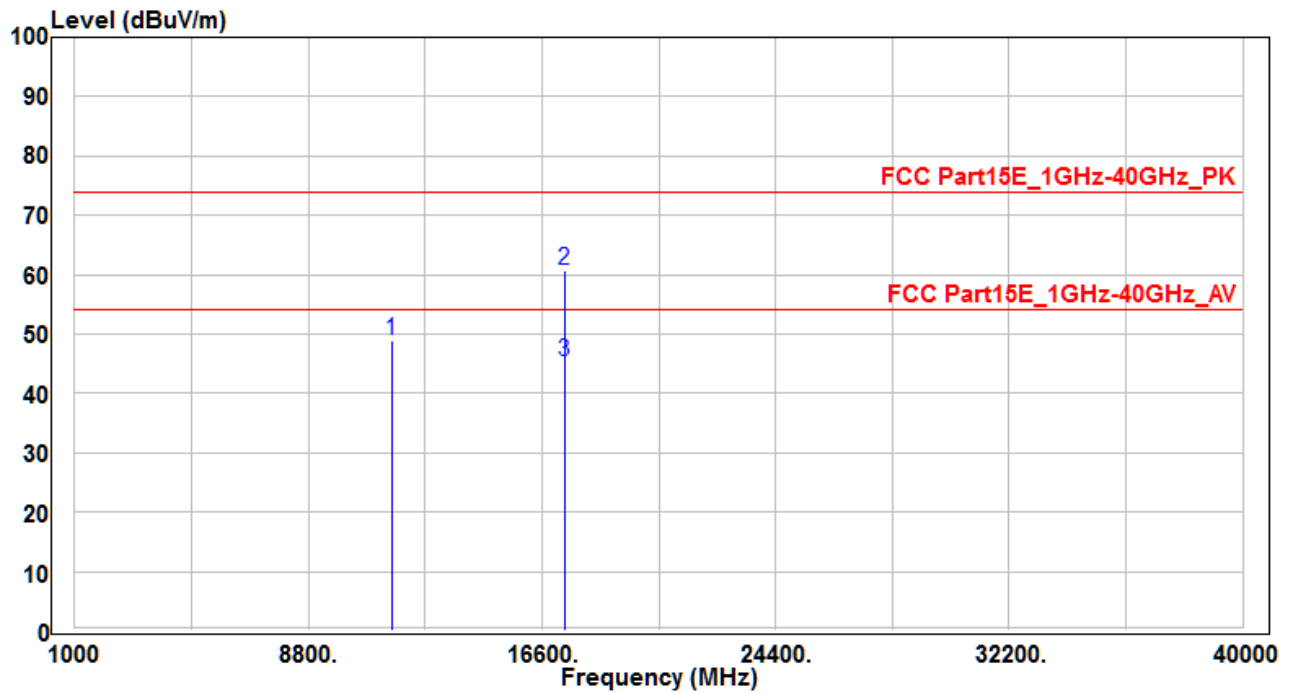


No	Frequency (MHz)	Reading (dBuV)	C.F (dB)	Measurement (dBuV/m)	Margin (dB)	Limit (dBuV)	Height (cm)	Angle (deg)	Remark (QP/PK/AV)
1	11570	29.64	19.46	49.1	-24.9	74	100	400	Peak
2	*	42.35	26.2	68.55	-5.45	74	150	10	Peak
3	*	24.94	26.2	51.14	-2.86	54	150	10	Average

Note :

1. " * " means the worst value in this measurement data °
2. Measure Level (dBuV/m) = Reading Level (dBuV) + Factor (dB) °
3. Factor (dB) = Cable Loss (dB) + Antenna Factor (dB/m) °
4. The emission levels of other frequencies are very lower than the limit and not show in test report °

EUT	VA50EC	Test Date	2017/04/10
Factor	BBHA 9120D (1GHz~18GHz)	Temp. / Humidity	25°C / 60%
Polarity	Horizontal	Site / Engineer	AC1 / Kevin
Test Mode	MODE1 -CH157_Ant 2	Test Voltage	AC 120V/60Hz

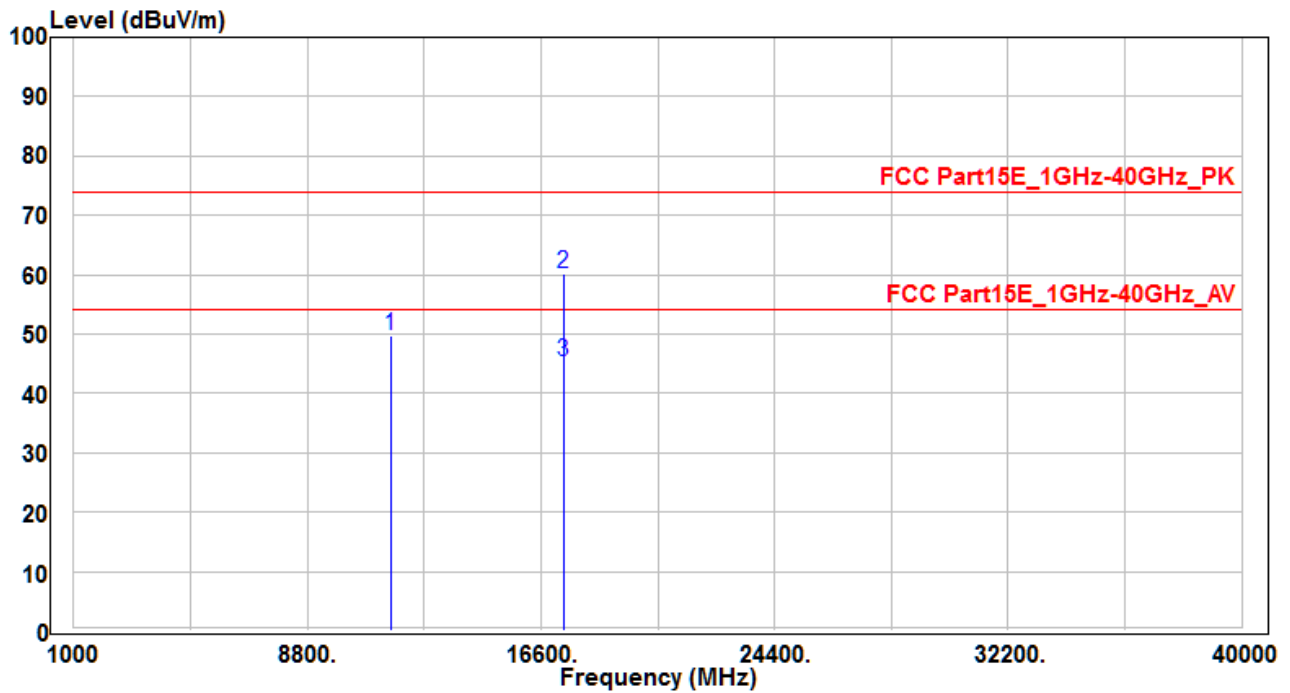


No	Frequency (MHz)	Reading (dBuV)	C.F (dB)	Measurement (dBuV/m)	Margin (dB)	Limit (dBuV)	Height (cm)	Angle (deg)	Remark (QP/PK/AV)
1	11570	29.42	19.46	48.88	-25.12	74	100	400	Peak
2	* 17355	34.52	26.2	60.72	-13.28	74	150	80	Peak
3	* 17355	19.05	26.2	45.25	-8.75	54	150	80	Average

Note :

1. " * " means the worst value in this measurement data °
2. Measure Level (dBuV/m) = Reading Level (dBuV) + Factor (dB) °
3. Factor (dB) = Cable Loss (dB) + Antenna Factor (dB/m) °
4. The emission levels of other frequencies are very lower than the limit and not show in test report °

EUT	VA50EC	Test Date	2017/04/10
Factor	BBHA 9120D (1GHz~18GHz)	Temp. / Humidity	25°C / 60%
Polarity	Vertical	Site / Engineer	AC1 / Kevin
Test Mode	MODE1 -CH157_Ant 2	Test Voltage	AC 120V/60Hz

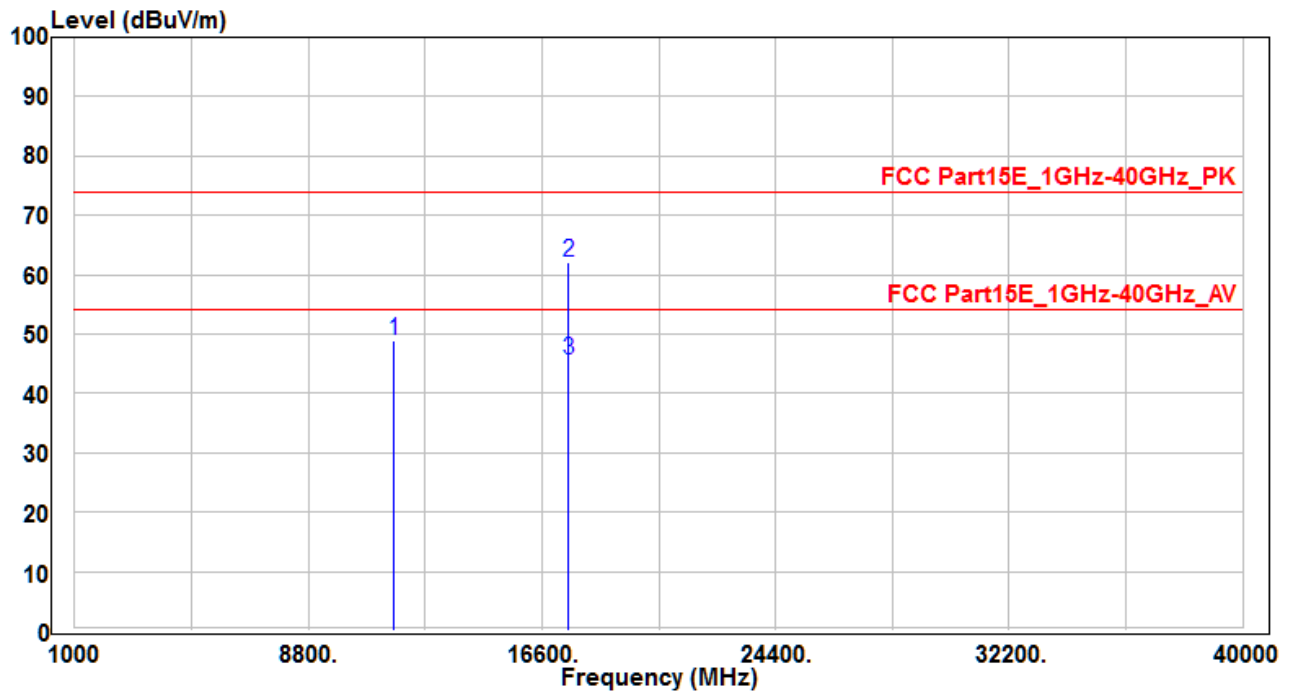


No	Frequency (MHz)	Reading (dBuV)	C.F (dB)	Measurement (dBuV/m)	Margin (dB)	Limit (dBuV)	Height (cm)	Angle (deg)	Remark (QP/PK/AV)
1	11570	30.33	19.46	49.79	-24.21	74	100	400	Peak
2	* 17355	34.01	26.2	60.21	-13.79	74	100	40	Peak
3	* 17355	19.07	26.2	45.27	-8.73	54	100	40	Average

Note :

- "*" means the worst value in this measurement data °
- Measure Level (dBuV/m) = Reading Level (dBuV) + Factor (dB) °
- Factor (dB) = Cable Loss (dB) + Antenna Factor (dB/m) °
- The emission levels of other frequencies are very lower than the limit and not show in test report °

EUT	VA50EC	Test Date	2017/04/10
Factor	BBHA 9120D (1GHz~18GHz)	Temp. / Humidity	25°C / 60%
Polarity	Horizontal	Site / Engineer	AC1 / Kevin
Test Mode	MODE1 -CH165_Ant 1	Test Voltage	AC 120V/60Hz

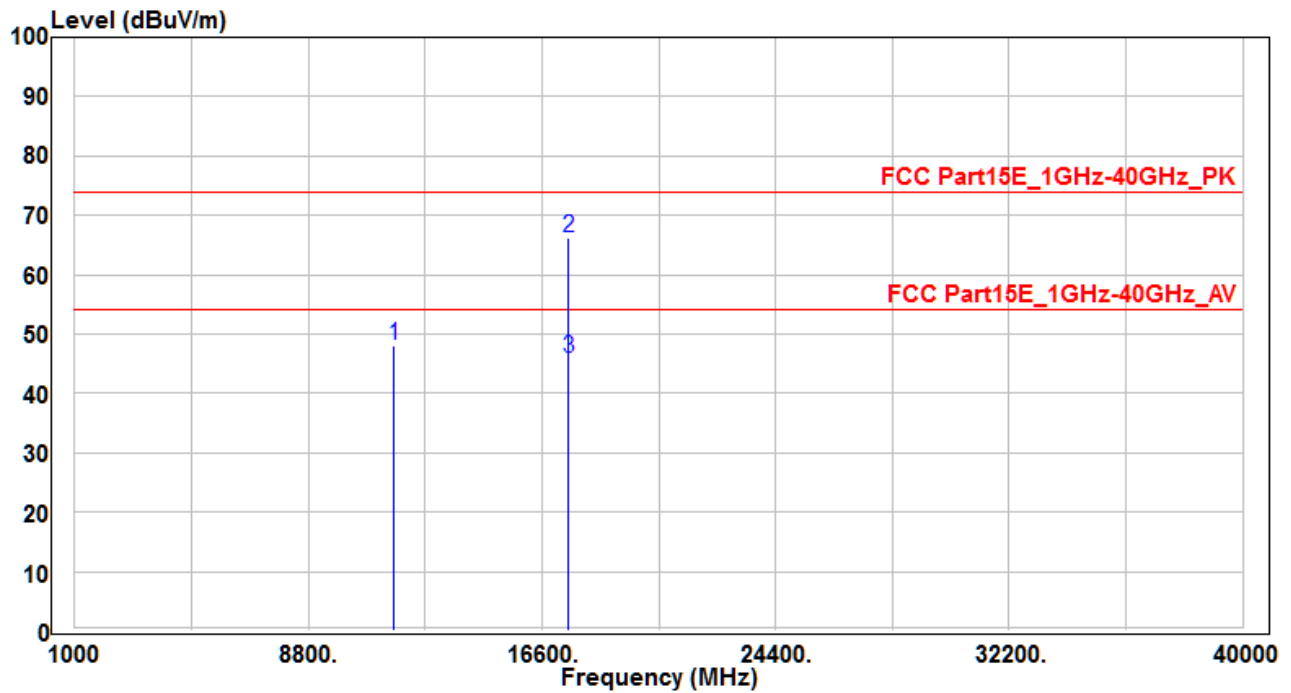


No	Frequency (MHz)	Reading (dBuV)	C.F (dB)	Measurement (dBuV/m)	Margin (dB)	Limit (dBuV)	Height (cm)	Angle (deg)	Remark (QP/PK/AV)
1	11650	29.49	19.33	48.82	-25.18	74	100	400	Peak
2	* 17475	35.19	26.88	62.07	-11.93	74	150	120	Peak
3	* 17475	18.84	26.88	45.72	-8.28	54	150	120	Average

Note :

- "*" means the worst value in this measurement data °
- Measure Level (dBuV/m) = Reading Level (dBuV) + Factor (dB) °
- Factor (dB) = Cable Loss (dB) + Antenna Factor (dB/m) °
- The emission levels of other frequencies are very lower than the limit and not show in test report °

EUT	VA50EC	Test Date	2017/04/10
Factor	BBHA 9120D (1GHz~18GHz)	Temp. / Humidity	25°C / 60%
Polarity	Vertical	Site / Engineer	AC1 / Kevin
Test Mode	MODE1 -CH165_Ant 1	Test Voltage	AC 120V/60Hz

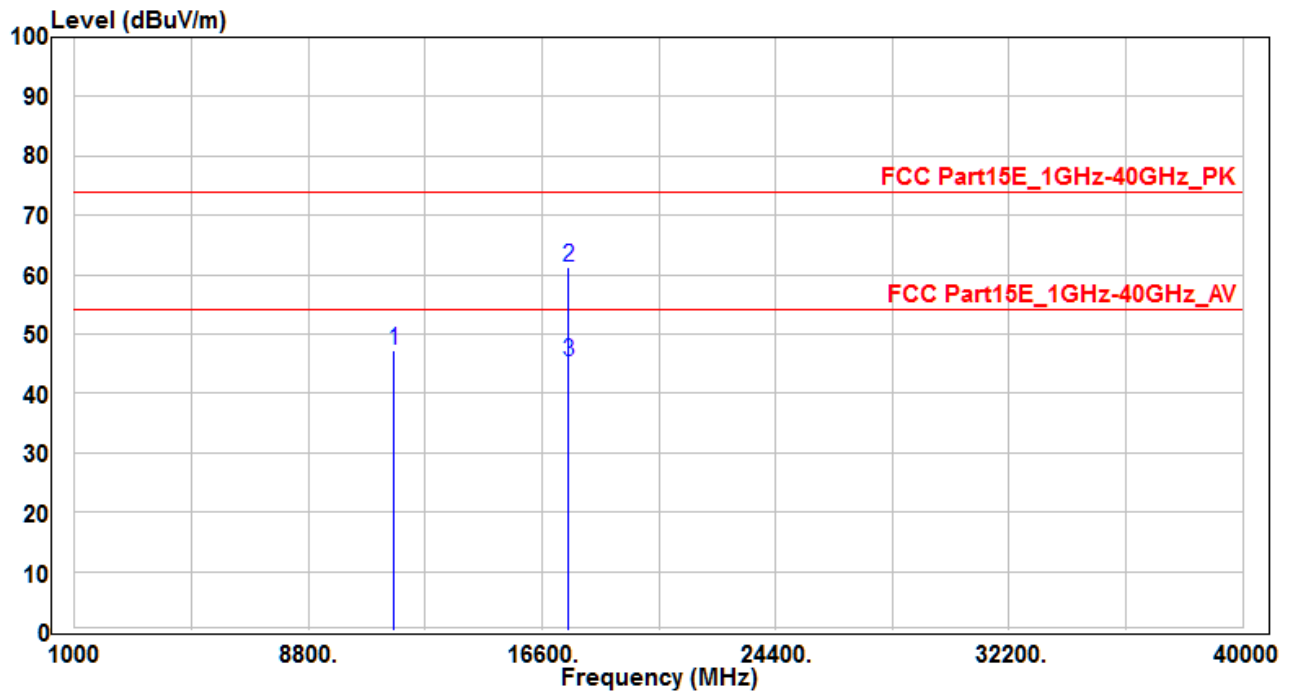


No	Frequency (MHz)	Reading (dBuV)	C.F (dB)	Measurement (dBuV/m)	Margin (dB)	Limit (dBuV)	Height (cm)	Angle (deg)	Remark (QP/PK/AV)
1	11650	28.79	19.33	48.12	-25.88	74	100	400	Peak
2	*	39.33	26.88	66.21	-7.79	74	150	340	Peak
3	*	19	26.88	45.88	-8.12	54	150	340	Average

Note :

- "*" means the worst value in this measurement data °
- Measure Level (dBuV/m) = Reading Level (dBuV) + Factor (dB) °
- Factor (dB) = Cable Loss (dB) + Antenna Factor (dB/m) °
- The emission levels of other frequencies are very lower than the limit and not show in test report °

EUT	VA50EC	Test Date	2017/04/10
Factor	BBHA 9120D (1GHz~18GHz)	Temp. / Humidity	25°C / 60%
Polarity	Horizontal	Site / Engineer	AC1 / Kevin
Test Mode	MODE1 -CH165_Ant 2	Test Voltage	AC 120V/60Hz

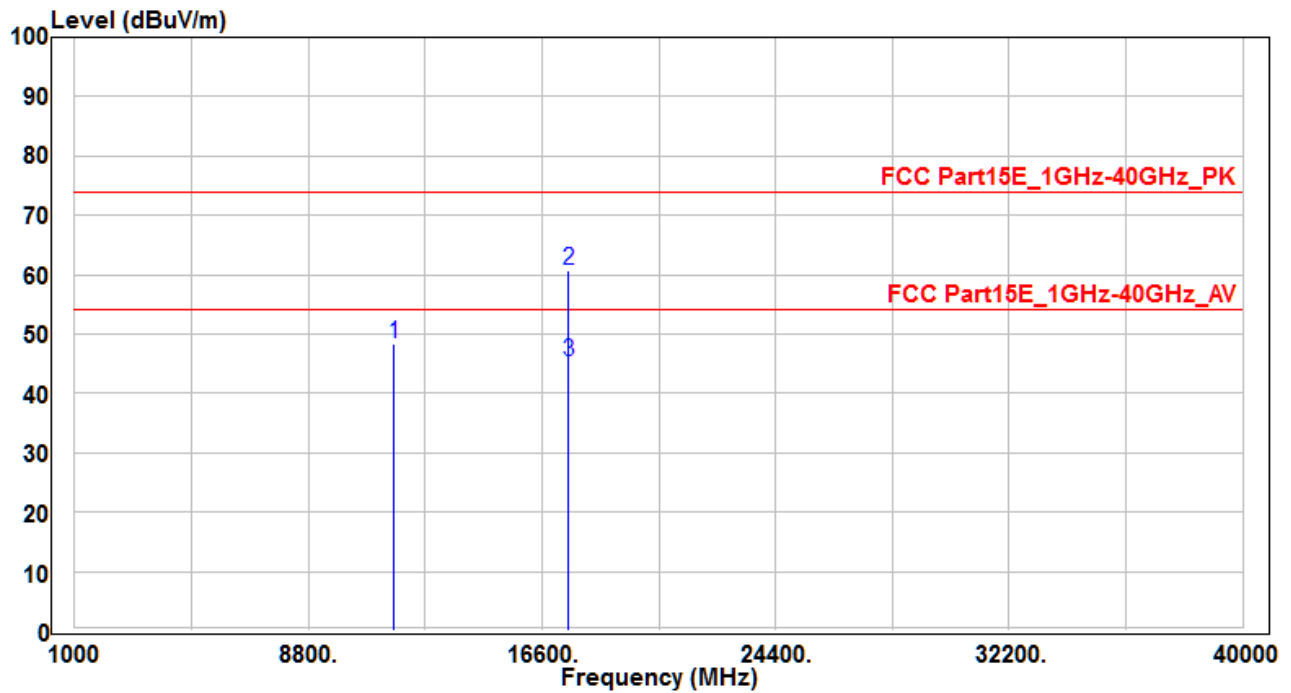


No	Frequency (MHz)	Reading (dBuV)	C.F (dB)	Measurement (dBuV/m)	Margin (dB)	Limit (dBuV)	Height (cm)	Angle (deg)	Remark (QP/PK/AV)
1	11650	27.87	19.33	47.2	-26.8	74	100	400	Peak
2	* 17475	34.32	26.88	61.2	-12.8	74	150	20	Peak
3	* 17475	18.52	26.88	45.4	-8.6	54	150	20	Average

Note :

- "*" means the worst value in this measurement data °
- Measure Level (dBuV/m) = Reading Level (dBuV) + Factor (dB) °
- Factor (dB) = Cable Loss (dB) + Antenna Factor (dB/m) °
- The emission levels of other frequencies are very lower than the limit and not show in test report °

EUT	VA50EC	Test Date	2017/04/10
Factor	BBHA 9120D (1GHz~18GHz)	Temp. / Humidity	25°C / 60%
Polarity	Vertical	Site / Engineer	AC1 / Kevin
Test Mode	MODE1 -CH165_Ant 2	Test Voltage	AC 120V/60Hz

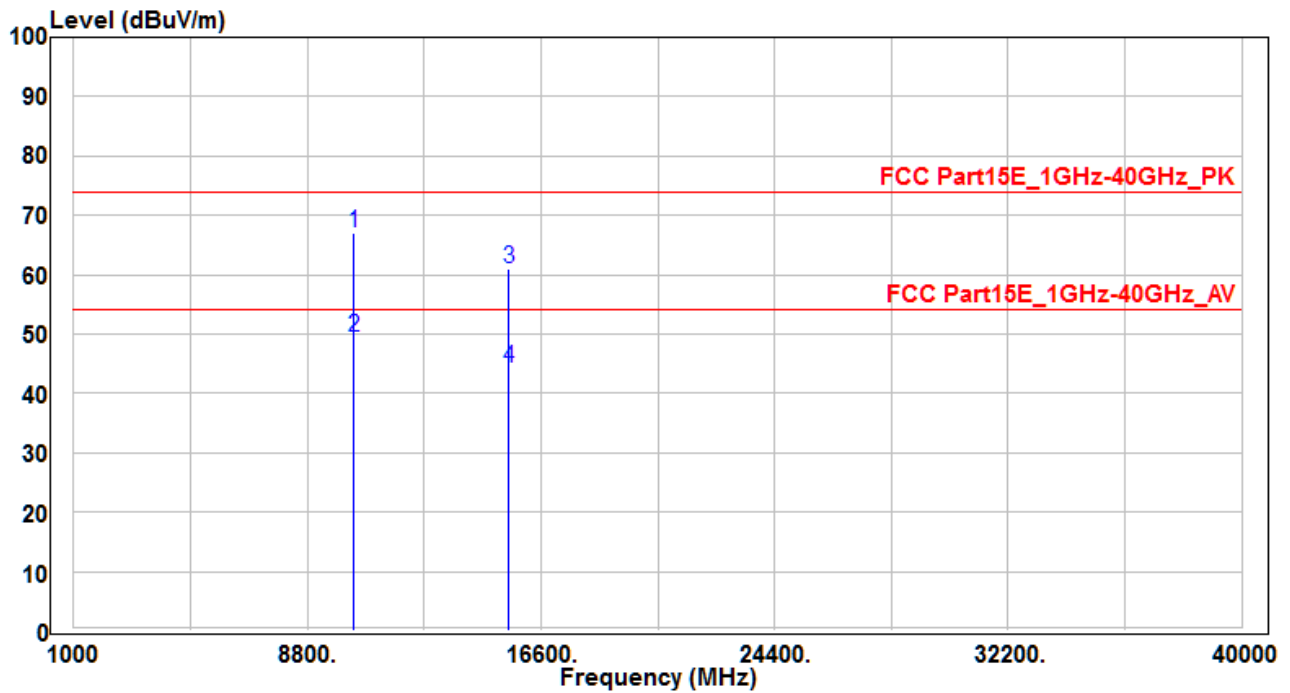


No	Frequency (MHz)	Reading (dBuV)	C.F (dB)	Measurement (dBuV/m)	Margin (dB)	Limit (dBuV)	Height (cm)	Angle (deg)	Remark (QP/PK/AV)
1	11650	29.03	19.33	48.36	-25.64	74	100	400	Peak
2	*	33.77	26.88	60.65	-13.35	74	150	30	Peak
3	*	18.57	26.88	45.45	-8.55	54	150	30	Average

Note :

1. " * " means the worst value in this measurement data °
2. Measure Level (dBuV/m) = Reading Level (dBuV) + Factor (dB) °
3. Factor (dB) = Cable Loss (dB) + Antenna Factor (dB/m) °
4. The emission levels of other frequencies are very lower than the limit and not show in test report °

EUT	VA50EC	Test Date	2017/04/11
Factor	BBHA 9120D (1GHz~18GHz)	Temp. / Humidity	25°C / 60%
Polarity	Horizontal	Site / Engineer	AC1 / Kevin
Test Mode	MODE2 -CH36_Ant 1+2	Test Voltage	AC 120V/60Hz

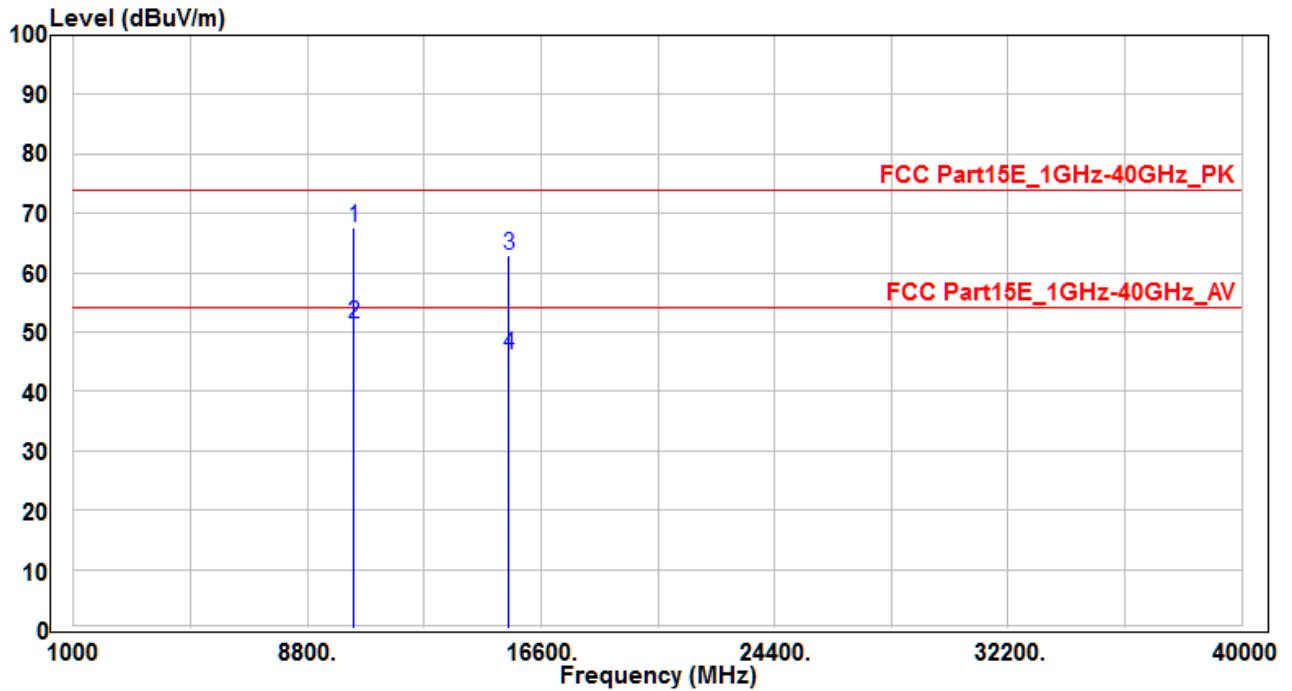


No		Frequency (MHz)	Reading (dBuV)	C.F (dB)	Measurement (dBuV/m)	Margin (dB)	Limit (dBuV)	Height (cm)	Angle (deg)	Remark (QP/PK/AV)
1	*	10360	50.29	16.81	67.1	-6.9	74	100	5	Peak
2	*	10360	32.56	16.81	49.37	-4.63	54	100	5	Average
3		15540	40.31	20.62	60.93	-13.07	74	100	0	Peak
4		15540	23.72	20.62	44.34	-9.66	54	100	0	Average

Note :

1. " * " means the worst value in this measurement data °
2. Measure Level (dBuV/m) = Reading Level (dBuV) + Factor (dB) °
3. Factor (dB) = Cable Loss (dB) + Antenna Factor (dB/m) °
4. The emission levels of other frequencies are very lower than the limit and not show in test report °

EUT	VA50EC	Test Date	2017/04/11
Factor	BBHA 9120D (1GHz~18GHz)	Temp. / Humidity	25°C / 60%
Polarity	Vertical	Site / Engineer	AC1 / Kevin
Test Mode	MODE2 -CH36_Ant 1+2	Test Voltage	AC 120V/60Hz

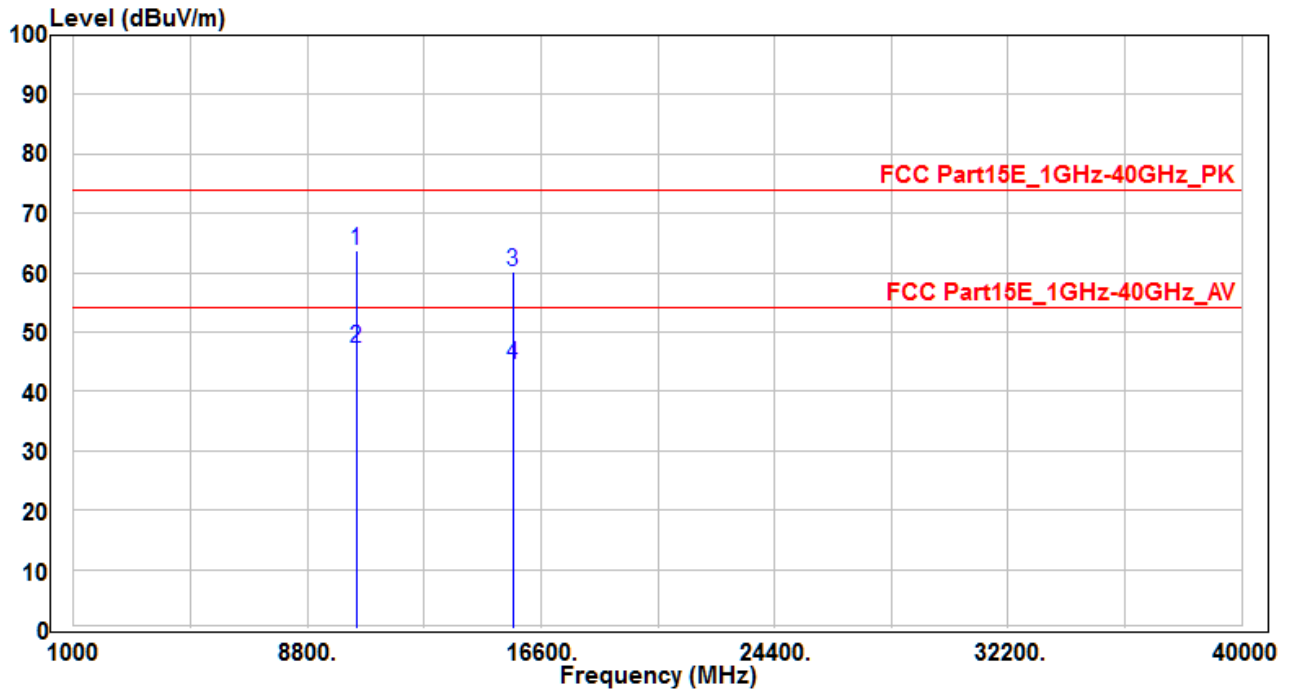


No		Frequency (MHz)	Reading (dBuV)	C.F (dB)	Measurement (dBuV/m)	Margin (dB)	Limit (dBuV)	Height (cm)	Angle (deg)	Remark (QP/PK/AV)
1	*	10360	50.87	16.81	67.68	-6.32	74	100	330	Peak
2	*	10360	34.58	16.81	51.39	-2.61	54	100	330	Average
3		15540	42.34	20.62	62.96	-11.04	74	100	385	Peak
4		15540	25.52	20.62	46.14	-7.86	54	100	385	Average

Note :

1. " * " means the worst value in this measurement data °
2. Measure Level (dBuV/m) = Reading Level (dBuV) + Factor (dB) °
3. Factor (dB) = Cable Loss (dB) + Antenna Factor (dB/m) °
4. The emission levels of other frequencies are very lower than the limit and not show in test report °

EUT	VA50EC	Test Date	2017/04/11
Factor	BBHA 9120D (1GHz~18GHz)	Temp. / Humidity	25°C / 60%
Polarity	Horizontal	Site / Engineer	AC1 / Kevin
Test Mode	MODE2 -CH44_Ant 1+2	Test Voltage	AC 120V/60Hz

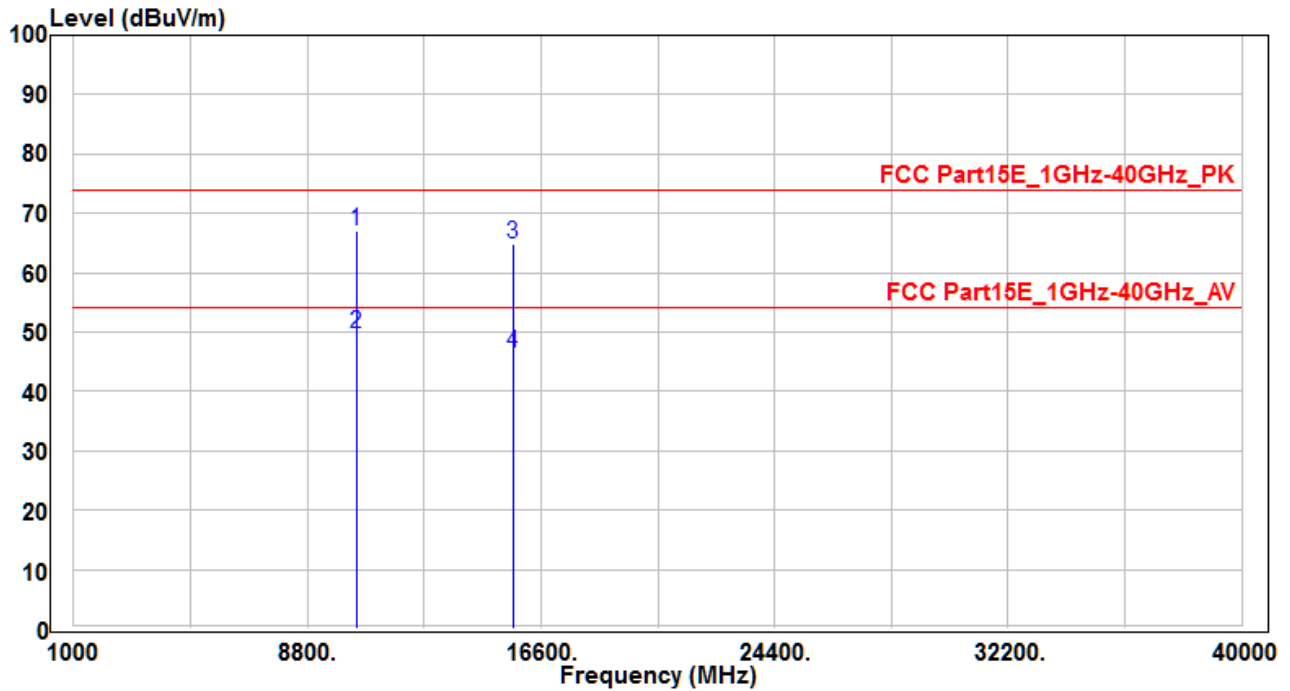


No		Frequency (MHz)	Reading (dBuV)	C.F (dB)	Measurement (dBuV/m)	Margin (dB)	Limit (dBuV)	Height (cm)	Angle (deg)	Remark (QP/PK/AV)
1	*	10440	46.83	17.05	63.88	-10.12	74	100	360	Peak
2	*	10440	30.22	17.05	47.27	-6.73	54	100	360	Average
3		15660	39.71	20.42	60.13	-13.87	74	100	360	Peak
4		15660	24.06	20.42	44.48	-9.52	54	100	360	Average

Note :

1. " * " means the worst value in this measurement data °
2. Measure Level (dBuV/m) = Reading Level (dBuV) + Factor (dB) °
3. Factor (dB) = Cable Loss (dB) + Antenna Factor (dB/m) °
4. The emission levels of other frequencies are very lower than the limit and not show in test report °

EUT	VA50EC	Test Date	2017/04/11
Factor	BBHA 9120D (1GHz~18GHz)	Temp. / Humidity	25°C / 60%
Polarity	Vertical	Site / Engineer	AC1 / Kevin
Test Mode	MODE2 -CH44_Ant 1+2	Test Voltage	AC 120V/60Hz

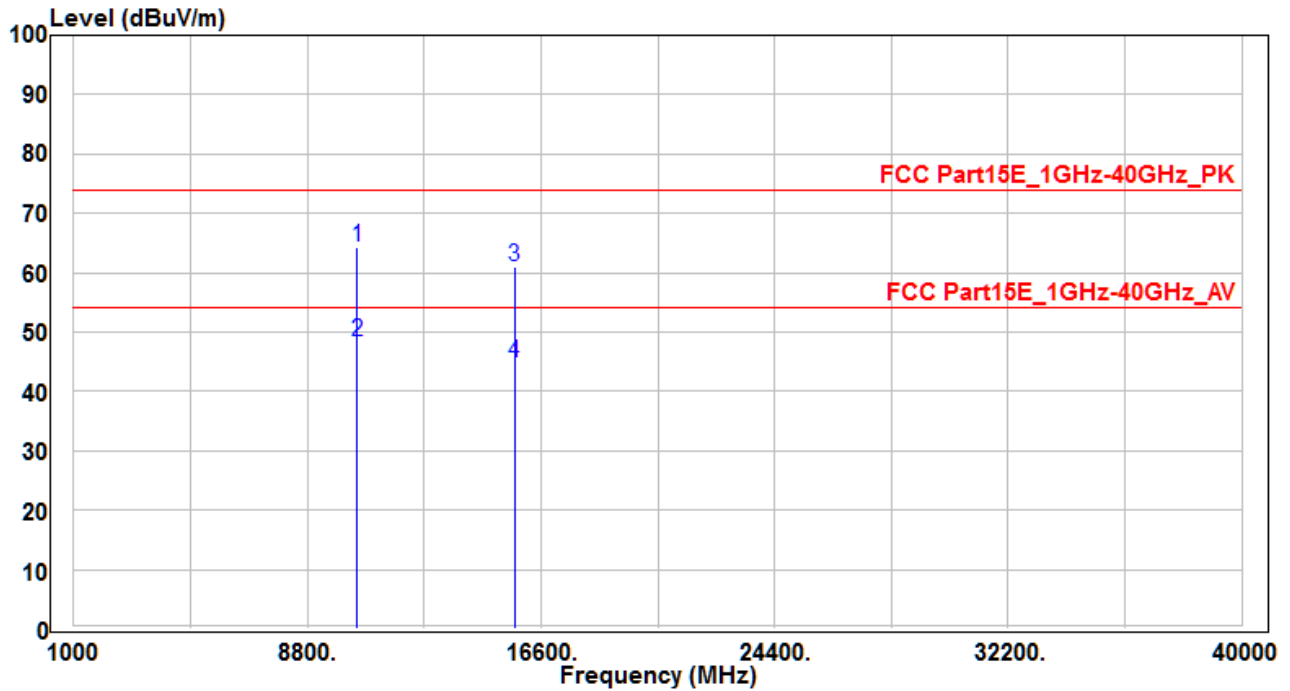


No		Frequency (MHz)	Reading (dBuV)	C.F (dB)	Measurement (dBuV/m)	Margin (dB)	Limit (dBuV)	Height (cm)	Angle (deg)	Remark (QP/PK/AV)
1	*	10440	50.12	17.05	67.17	-6.83	74	100	-25	Peak
2	*	10440	32.6	17.05	49.65	-4.35	54	100	-25	Average
3		15660	44.34	20.42	64.76	-9.24	74	100	20	Peak
4		15660	25.97	20.42	46.39	-7.61	54	100	20	Average

Note :

1. " * " means the worst value in this measurement data ◦
2. Measure Level (dBμV/m) = Reading Level (dBμV) + Factor (dB) ◦
3. Factor (dB) = Cable Loss (dB) + Antenna Factor (dB/m) ◦
4. The emission levels of other frequencies are very lower than the limit and not show in test report ◦

EUT	VA50EC	Test Date	2017/04/11
Factor	BBHA 9120D (1GHz~18GHz)	Temp. / Humidity	25°C / 60%
Polarity	Horizontal	Site / Engineer	AC1 / Kevin
Test Mode	MODE2 -CH48_Ant 1+2	Test Voltage	AC 120V/60Hz

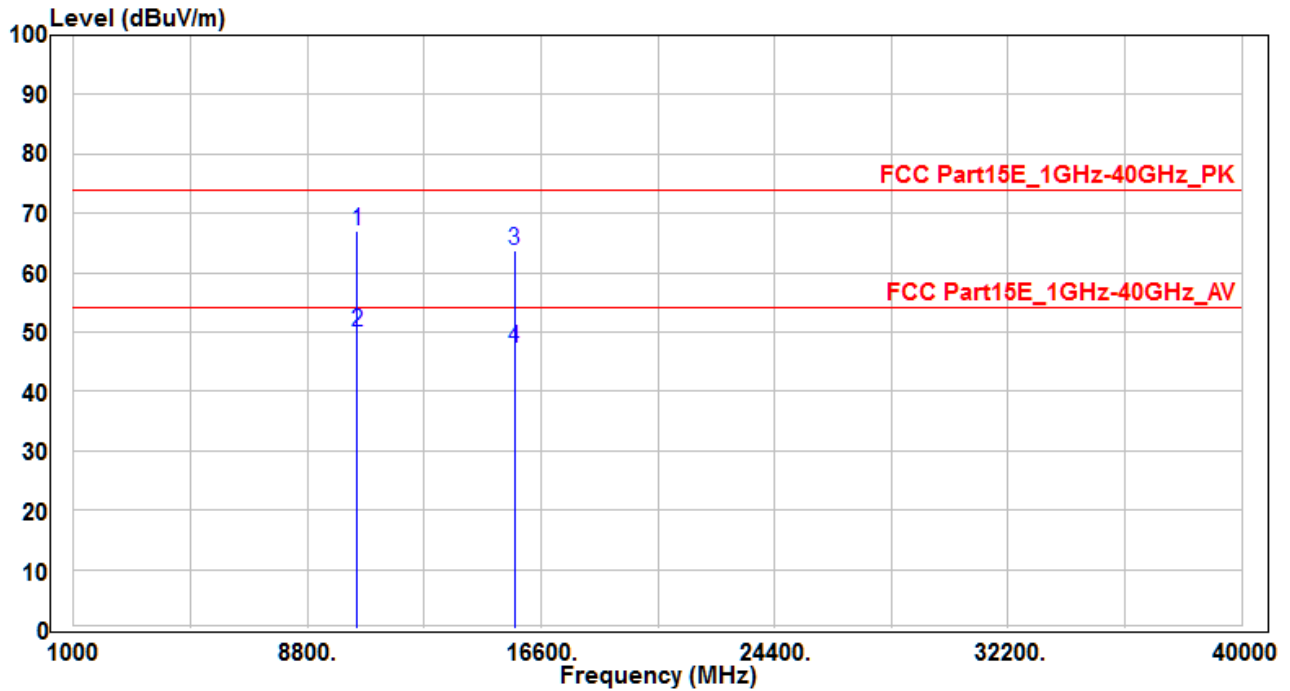


No		Frequency (MHz)	Reading (dBuV)	C.F (dB)	Measurement (dBuV/m)	Margin (dB)	Limit (dBuV)	Height (cm)	Angle (deg)	Remark (QP/PK/AV)
1	*	10480	47.1	17.13	64.23	-9.77	74	100	5	Peak
2	*	10480	31.24	17.13	48.37	-5.63	54	100	5	Average
3		15720	40.46	20.46	60.92	-13.08	74	100	360	Peak
4		15720	24.45	20.46	44.91	-9.09	54	100	360	Average

Note :

1. " * " means the worst value in this measurement data °
2. Measure Level (dBuV/m) = Reading Level (dBuV) + Factor (dB) °
3. Factor (dB) = Cable Loss (dB) + Antenna Factor (dB/m) °
4. The emission levels of other frequencies are very lower than the limit and not show in test report °

EUT	VA50EC	Test Date	2017/04/11
Factor	BBHA 9120D (1GHz~18GHz)	Temp. / Humidity	25°C / 60%
Polarity	Vertical	Site / Engineer	AC1 / Kevin
Test Mode	MODE2 -CH48_Ant 1+2	Test Voltage	AC 120V/60Hz

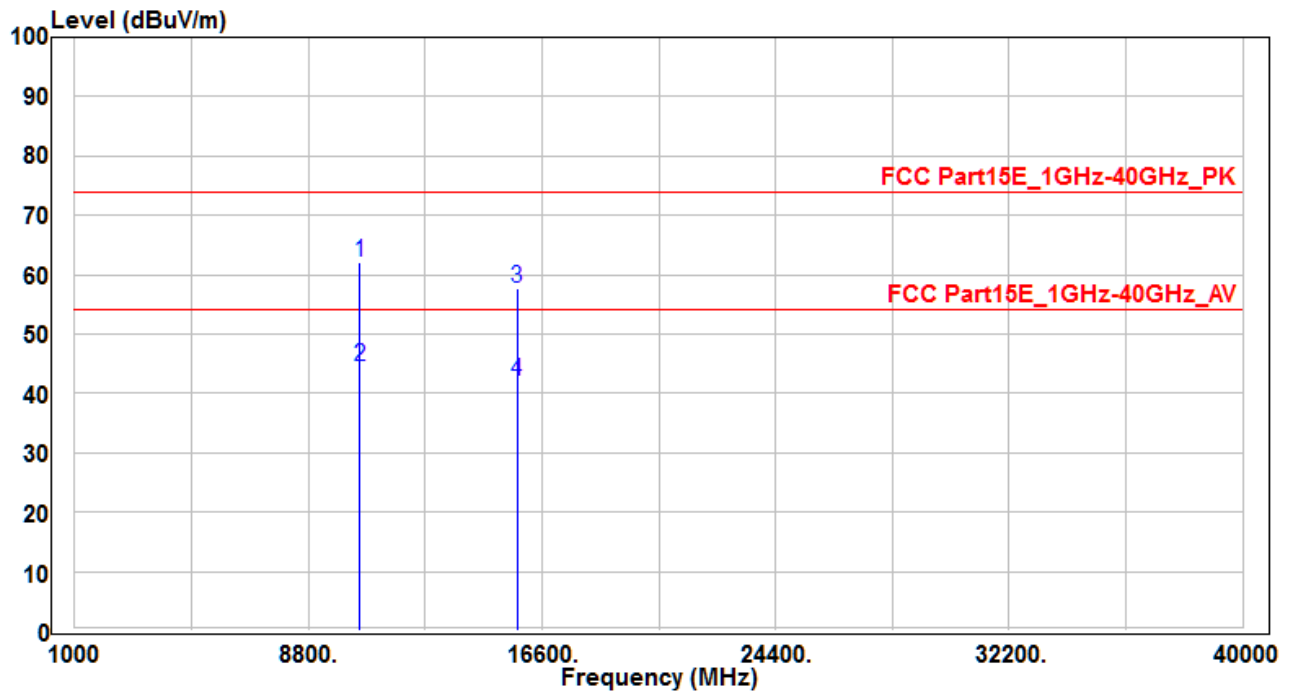


No		Frequency (MHz)	Reading (dBuV)	C.F (dB)	Measurement (dBuV/m)	Margin (dB)	Limit (dBuV)	Height (cm)	Angle (deg)	Remark (QP/PK/AV)
1	*	10480	49.78	17.13	66.91	-7.09	74	100	-20	Peak
2	*	10480	32.81	17.13	49.94	-4.06	54	100	-20	Average
3		15720	43.36	20.46	63.82	-10.18	74	100	15	Peak
4		15720	26.88	20.46	47.34	-6.66	54	100	15	Average

Note :

1. " * " means the worst value in this measurement data °
2. Measure Level (dBuV/m) = Reading Level (dBuV) + Factor (dB) °
3. Factor (dB) = Cable Loss (dB) + Antenna Factor (dB/m) °
4. The emission levels of other frequencies are very lower than the limit and not show in test report °

EUT	VA50EC	Test Date	2017/04/11
Factor	BBHA 9120D (1GHz~18GHz)	Temp. / Humidity	25°C / 60%
Polarity	Horizontal	Site / Engineer	AC1 / Kevin
Test Mode	MODE2 -CH52_Ant 1+2	Test Voltage	AC 120V/60Hz

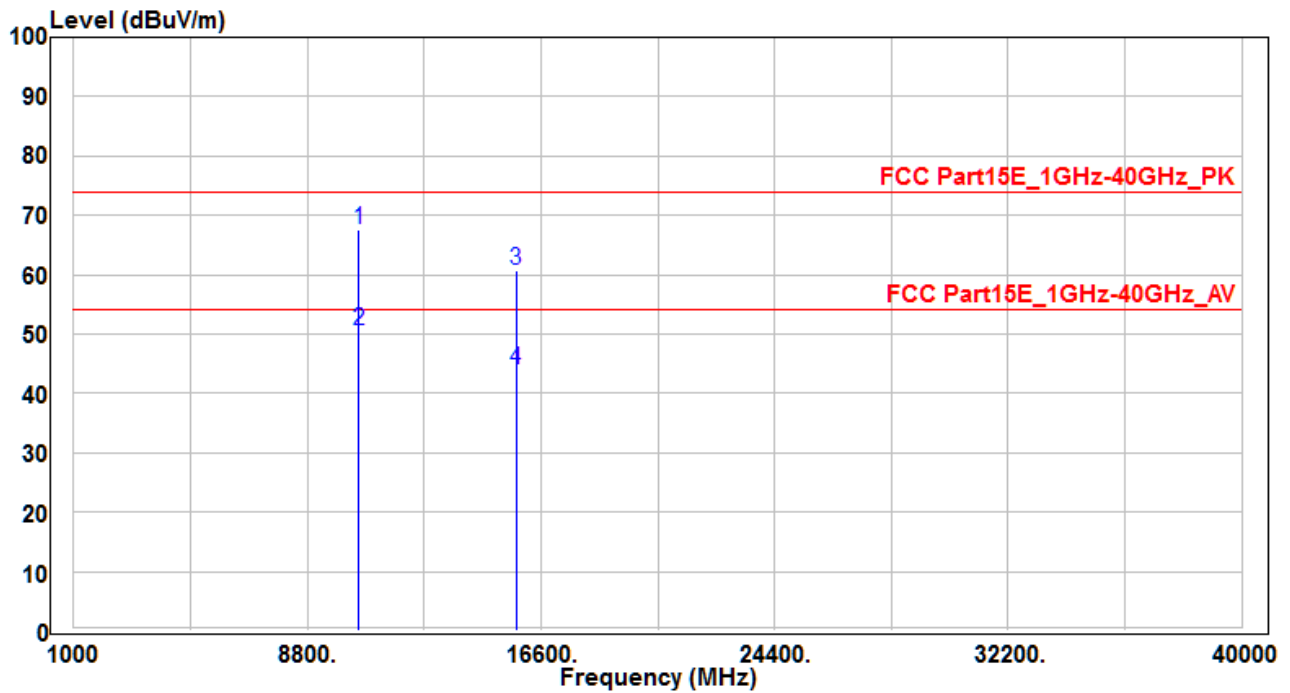


No		Frequency (MHz)	Reading (dBuV)	C.F (dB)	Measurement (dBuV/m)	Margin (dB)	Limit (dBuV)	Height (cm)	Angle (deg)	Remark (QP/PK/AV)
1	*	10520	44.94	17.19	62.13	-11.87	74	100	15	Peak
2	*	10520	27.39	17.19	44.58	-9.42	54	100	15	Average
3		15780	37.31	20.39	57.7	-16.3	74	100	5	Peak
4		15780	21.74	20.39	42.13	-11.87	54	100	5	Average

Note :

1. " * " means the worst value in this measurement data °
2. Measure Level (dBuV/m) = Reading Level (dBuV) + Factor (dB) °
3. Factor (dB) = Cable Loss (dB) + Antenna Factor (dB/m) °
4. The emission levels of other frequencies are very lower than the limit and not show in test report °

EUT	VA50EC	Test Date	2017/04/11
Factor	BBHA 9120D (1GHz~18GHz)	Temp. / Humidity	25°C / 60%
Polarity	Vertical	Site / Engineer	AC1 / Kevin
Test Mode	MODE2 -CH52_Ant 1+2	Test Voltage	AC 120V/60Hz

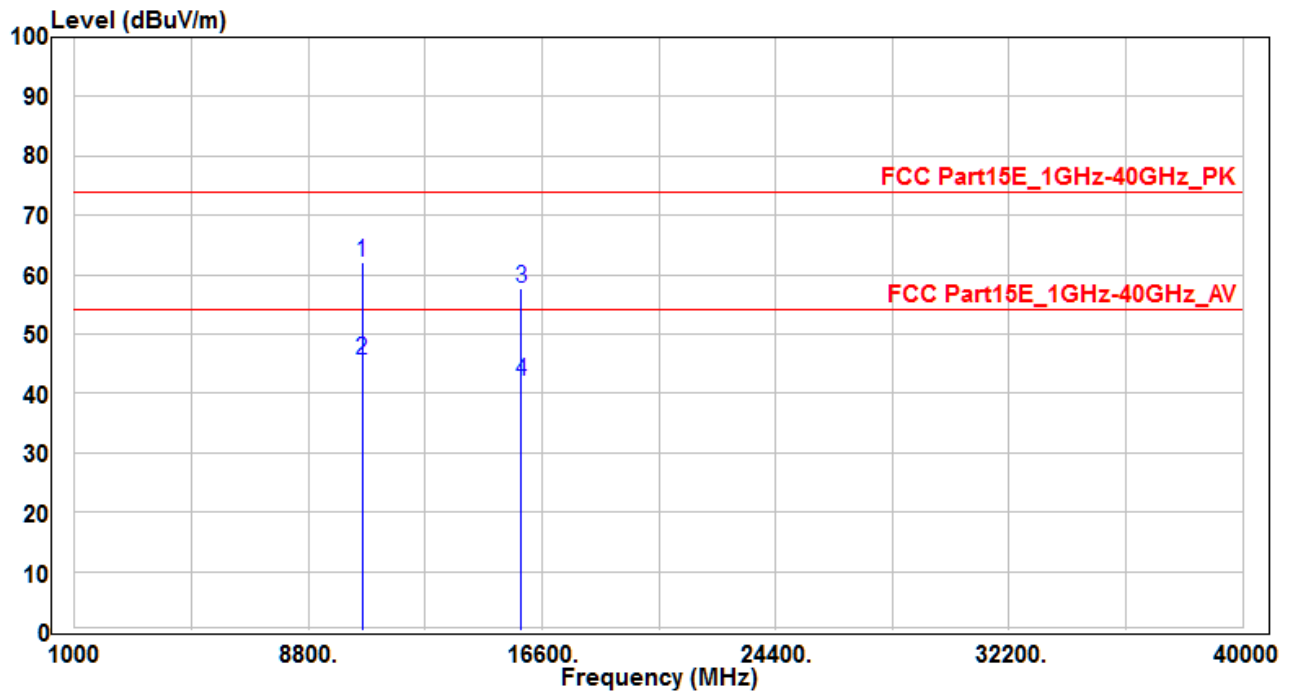


No		Frequency (MHz)	Reading (dBuV)	C.F (dB)	Measurement (dBuV/m)	Margin (dB)	Limit (dBuV)	Height (cm)	Angle (deg)	Remark (QP/PK/AV)
1	*	10520	50.45	17.19	67.64	-6.36	74	100	400	Peak
2	*	10520	33.35	17.19	50.54	-3.46	54	100	400	Average
3		15780	40.21	20.39	60.6	-13.4	74	100	360	Peak
4		15780	23.53	20.39	43.92	-10.08	54	100	360	Average

Note :

1. " * " means the worst value in this measurement data °
2. Measure Level (dBμV/m) = Reading Level (dBμV) + Factor (dB) °
3. Factor (dB) = Cable Loss (dB) + Antenna Factor (dB/m) °
4. The emission levels of other frequencies are very lower than the limit and not show in test report °

EUT	VA50EC	Test Date	2017/04/11
Factor	BBHA 9120D (1GHz~18GHz)	Temp. / Humidity	25°C / 60%
Polarity	Horizontal	Site / Engineer	AC1 / Kevin
Test Mode	MODE2 -CH60_Ant 1+2	Test Voltage	AC 120V/60Hz

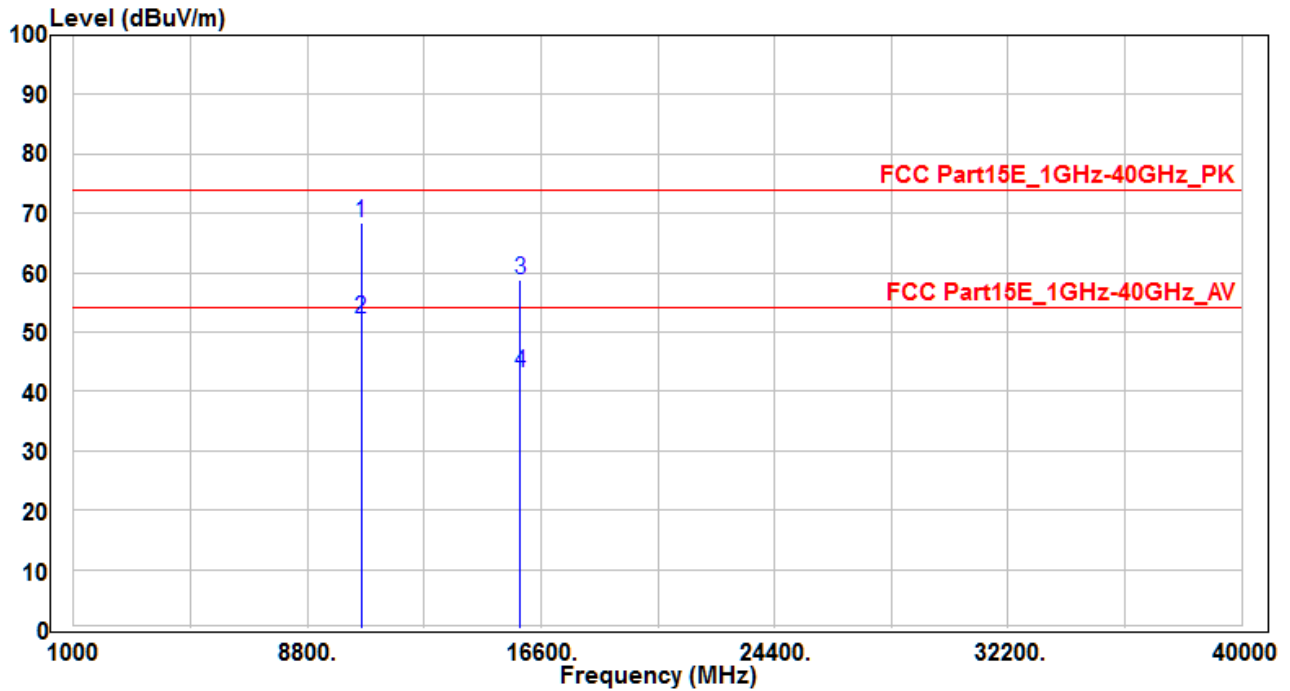


No		Frequency (MHz)	Reading (dBuV)	C.F (dB)	Measurement (dBuV/m)	Margin (dB)	Limit (dBuV)	Height (cm)	Angle (deg)	Remark (QP/PK/AV)
1	*	10600	44.7	17.26	61.96	-12.04	74	100	360	Peak
2	*	10600	28.36	17.26	45.62	-8.38	54	100	360	Average
3		15900	37.4	20.39	57.79	-16.21	74	100	310	Peak
4		15900	21.68	20.39	42.07	-11.93	54	100	310	Average

Note :

1. " * " means the worst value in this measurement data °
2. Measure Level (dBuV/m) = Reading Level (dBuV) + Factor (dB) °
3. Factor (dB) = Cable Loss (dB) + Antenna Factor (dB/m) °
4. The emission levels of other frequencies are very lower than the limit and not show in test report °

EUT	VA50EC	Test Date	2017/04/11
Factor	BBHA 9120D (1GHz~18GHz)	Temp. / Humidity	25°C / 60%
Polarity	Vertical	Site / Engineer	AC1 / Kevin
Test Mode	MODE2 -CH60_Ant 1+2	Test Voltage	AC 120V/60Hz

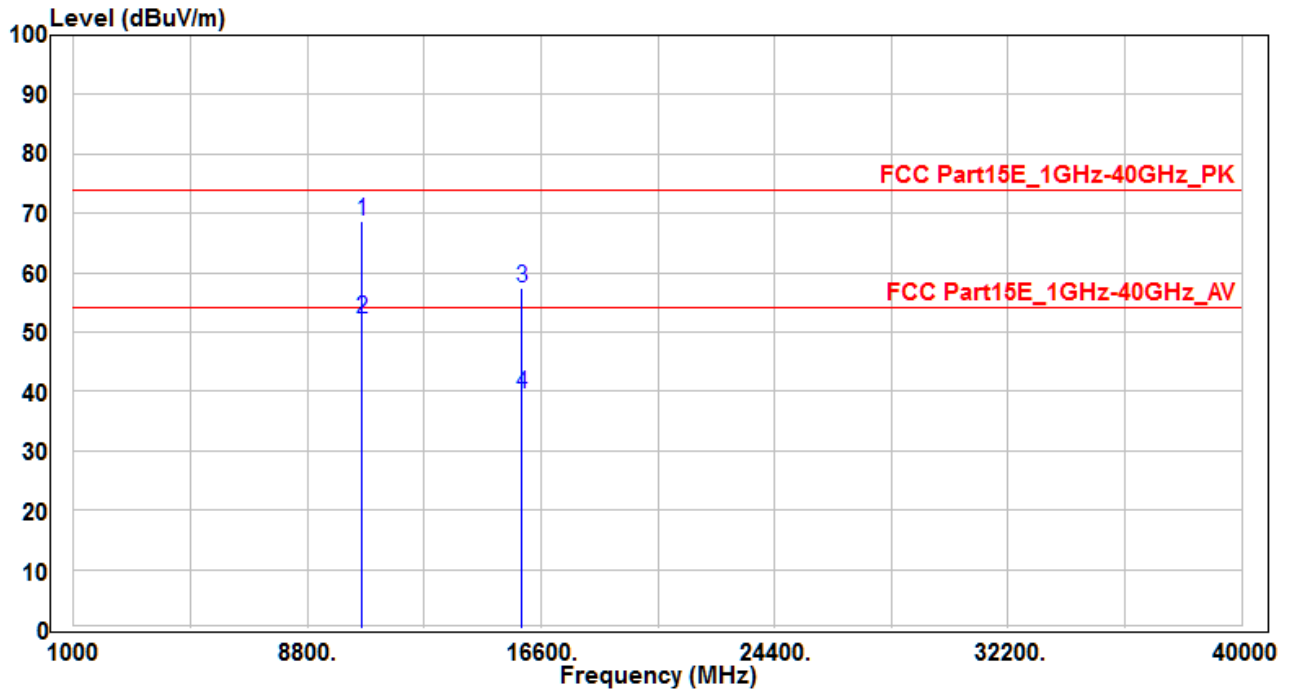


No		Frequency (MHz)	Reading (dBuV)	C.F (dB)	Measurement (dBuV/m)	Margin (dB)	Limit (dBuV)	Height (cm)	Angle (deg)	Remark (QP/PK/AV)
1	*	10600	51.29	17.26	68.55	-5.45	74	100	400	Peak
2	*	10600	34.89	17.26	52.15	-1.85	54	100	400	Average
3		15900	38.37	20.39	58.76	-15.24	74	100	10	Peak
4		15900	22.81	20.39	43.2	-10.8	54	100	10	Average

Note :

1. " * " means the worst value in this measurement data °
2. Measure Level (dBuV/m) = Reading Level (dBuV) + Factor (dB) °
3. Factor (dB) = Cable Loss (dB) + Antenna Factor (dB/m) °
4. The emission levels of other frequencies are very lower than the limit and not show in test report °

EUT	VA50EC	Test Date	2017/04/11
Factor	BBHA 9120D (1GHz~18GHz)	Temp. / Humidity	25°C / 60%
Polarity	Horizontal	Site / Engineer	AC1 / Kevin
Test Mode	MODE2 -CH64_Ant 1+2	Test Voltage	AC 120V/60Hz

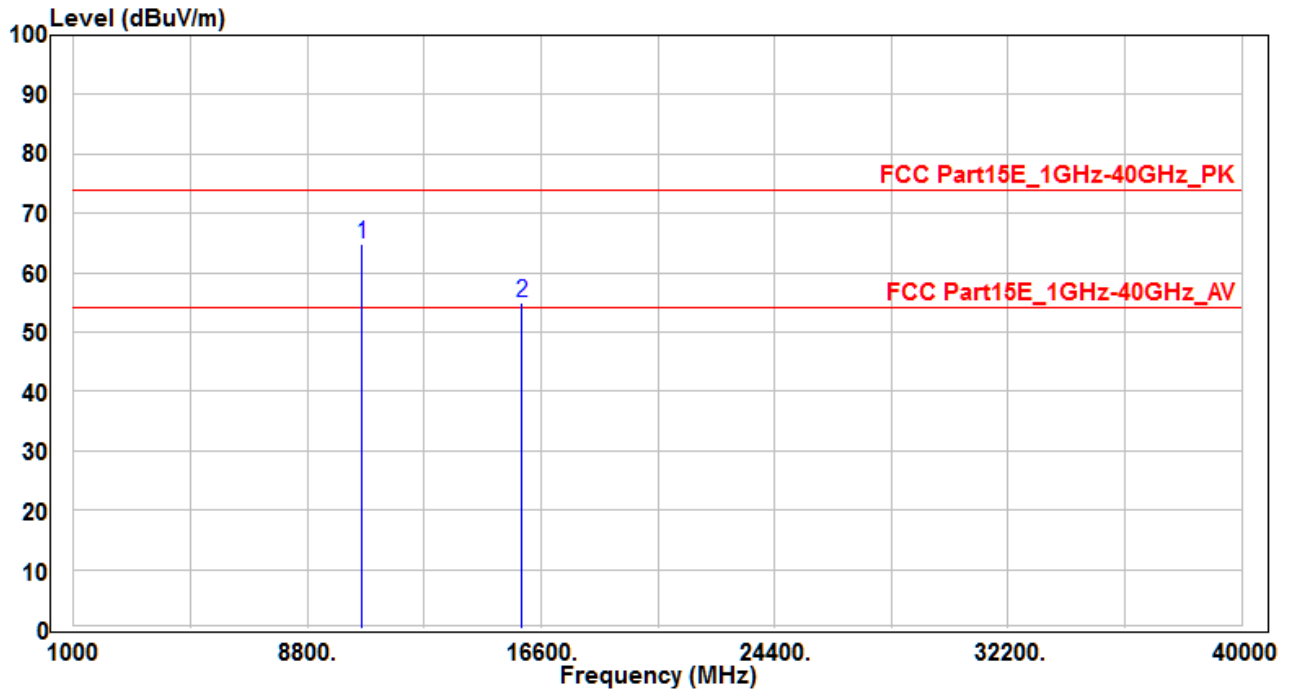


No		Frequency (MHz)	Reading (dBuV)	C.F (dB)	Measurement (dBuV/m)	Margin (dB)	Limit (dBuV)	Height (cm)	Angle (deg)	Remark (QP/PK/AV)
1	*	10640	51.44	17.37	68.81	-5.19	74	100	380	Peak
2	*	10640	34.94	17.37	52.31	-1.69	54	100	380	Average
3		15960	37.22	20.33	57.55	-16.45	74	100	340	Peak
4		15960	19.36	20.33	39.69	-14.31	54	100	340	Average

Note :

1. " * " means the worst value in this measurement data °
2. Measure Level (dBuV/m) = Reading Level (dBuV) + Factor (dB) °
3. Factor (dB) = Cable Loss (dB) + Antenna Factor (dB/m) °
4. The emission levels of other frequencies are very lower than the limit and not show in test report °

EUT	VA50EC	Test Date	2017/04/11
Factor	BBHA 9120D (1GHz~18GHz)	Temp. / Humidity	25°C / 60%
Polarity	Vertical	Site / Engineer	AC1 / Kevin
Test Mode	MODE2 -CH64_Ant 1+2	Test Voltage	AC 120V/60Hz

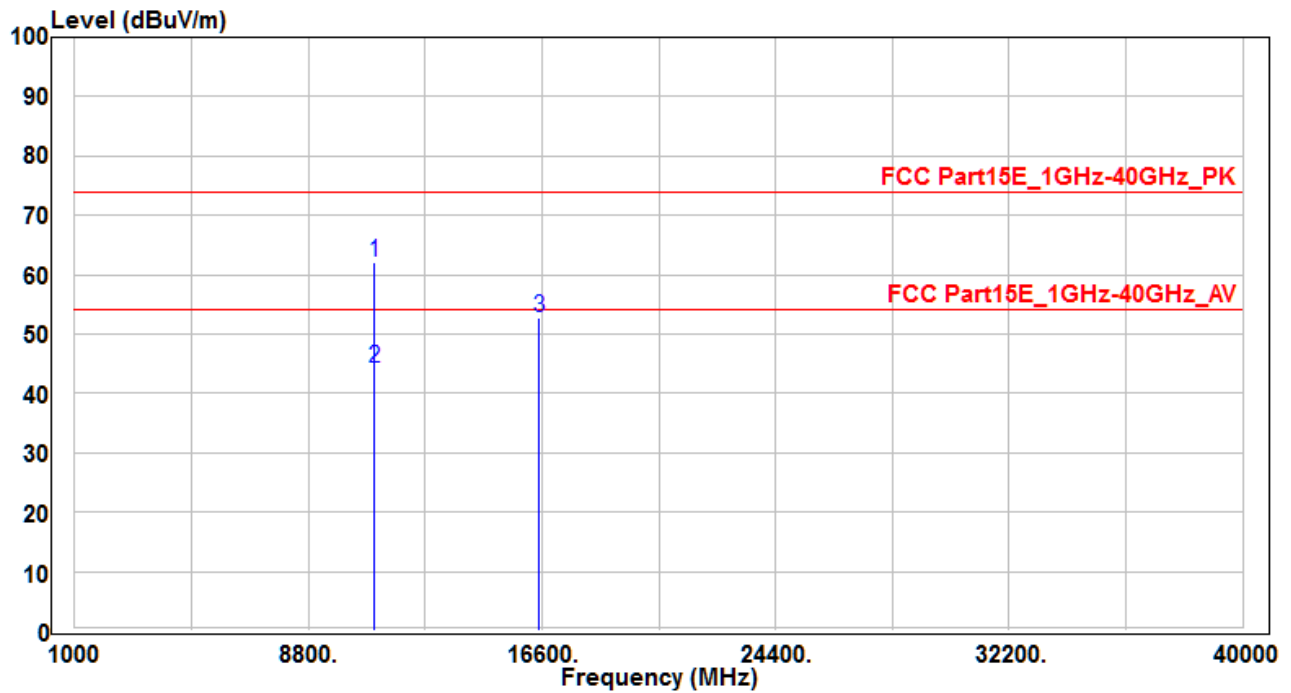


No		Frequency (MHz)	Reading (dBuV)	C.F (dB)	Measurement (dBuV/m)	Margin (dB)	Limit (dBuV)	Height (cm)	Angle (deg)	Remark (QP/PK/AV)
1	*	10640	47.51	17.37	64.88	-9.12	74	100	400	Peak
2		15960	34.7	20.33	55.03	-18.97	74	100	400	Peak

Note :

1. " * " means the worst value in this measurement data °
2. Measure Level (dBuV/m) = Reading Level (dBuV) + Factor (dB) °
3. Factor (dB) = Cable Loss (dB) + Antenna Factor (dB/m) °
4. The emission levels of other frequencies are very lower than the limit and not show in test report °

EUT	VA50EC	Test Date	2017/04/11
Factor	BBHA 9120D (1GHz~18GHz)	Temp. / Humidity	25°C / 60%
Polarity	Horizontal	Site / Engineer	AC1 / Kevin
Test Mode	MODE2 -CH100_Ant 1+2	Test Voltage	AC 120V/60Hz

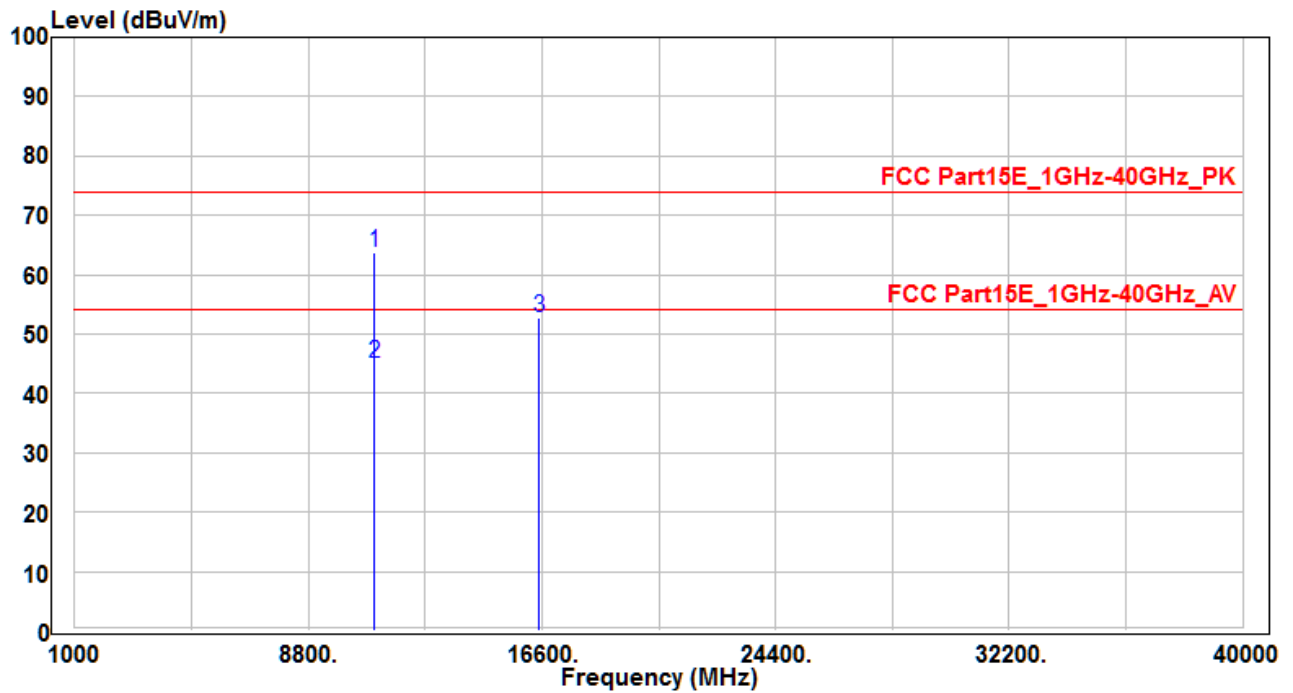


No		Frequency (MHz)	Reading (dBuV)	C.F (dB)	Measurement (dBuV/m)	Margin (dB)	Limit (dBuV)	Height (cm)	Angle (deg)	Remark (QP/PK/AV)
1	*	11000	43.67	18.46	62.13	-11.87	74	100	360	Peak
2	*	11000	25.77	18.46	44.23	-9.77	54	100	360	Average
3		16500	30.9	21.88	52.78	-21.22	74	100	400	Peak

Note :

- "*" means the worst value in this measurement data °
- Measure Level (dBuV/m) = Reading Level (dBuV) + Factor (dB) °
- Factor (dB) = Cable Loss (dB) + Antenna Factor (dB/m) °
- The emission levels of other frequencies are very lower than the limit and not show in test report °

EUT	VA50EC	Test Date	2017/04/11
Factor	BBHA 9120D (1GHz~18GHz)	Temp. / Humidity	25°C / 60%
Polarity	Vertical	Site / Engineer	AC1 / Kevin
Test Mode	MODE2 -CH100_Ant 1+2	Test Voltage	AC 120V/60Hz

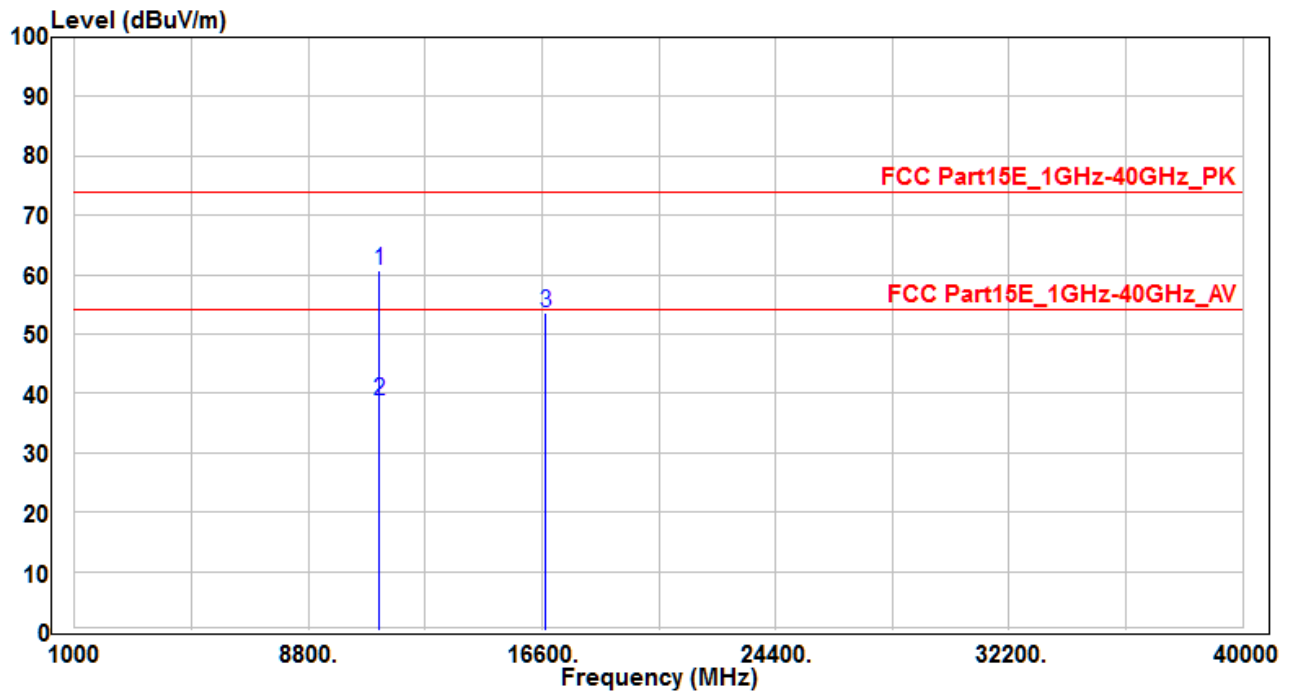


No		Frequency (MHz)	Reading (dBuV)	C.F (dB)	Measurement (dBuV/m)	Margin (dB)	Limit (dBuV)	Height (cm)	Angle (deg)	Remark (QP/PK/AV)
1	*	11000	45.37	18.46	63.83	-10.17	74	125	40	Peak
2	*	11000	26.68	18.46	45.14	-8.86	54	125	40	Average
3		16500	30.85	21.88	52.73	-21.27	74	100	400	Peak

Note :

1. " * " means the worst value in this measurement data °
2. Measure Level (dBuV/m) = Reading Level (dBuV) + Factor (dB) °
3. Factor (dB) = Cable Loss (dB) + Antenna Factor (dB/m) °
4. The emission levels of other frequencies are very lower than the limit and not show in test report °

EUT	VA50EC	Test Date	2017/04/11
Factor	BBHA 9120D (1GHz~18GHz)	Temp. / Humidity	25°C / 60%
Polarity	Horizontal	Site / Engineer	AC1 / Kevin
Test Mode	MODE2 -CH116_Ant 1+2	Test Voltage	AC 120V/60Hz

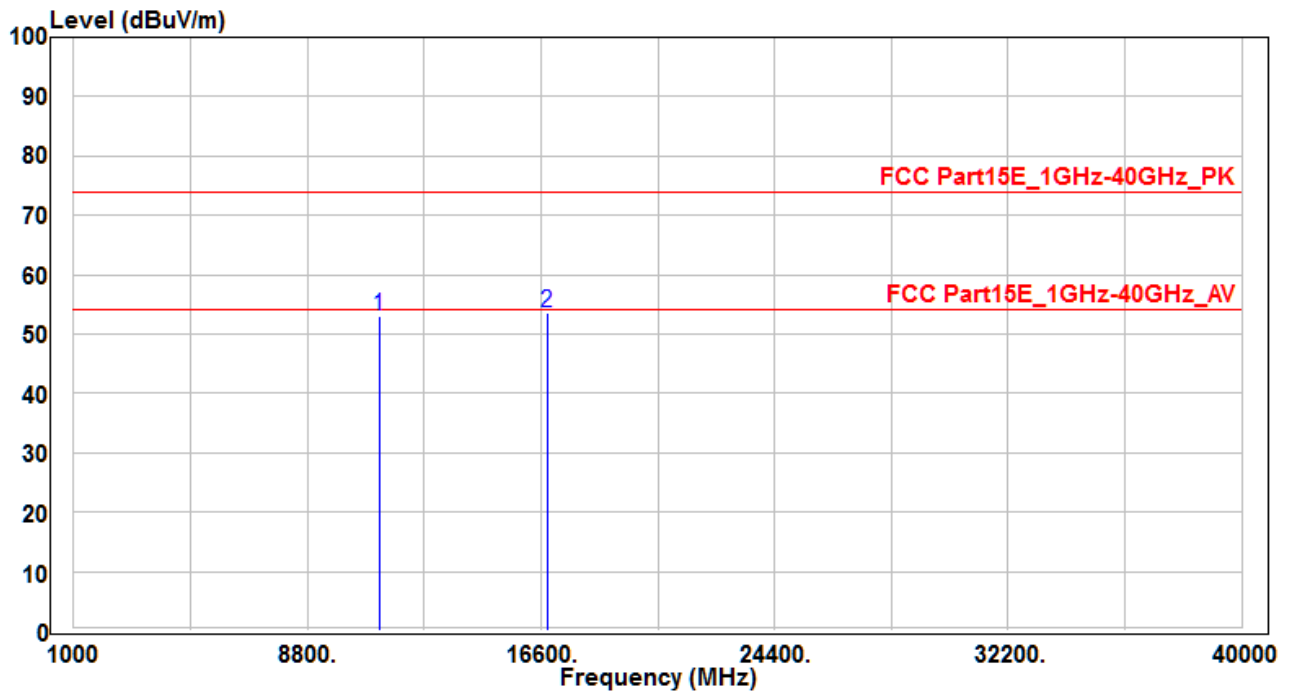


No		Frequency (MHz)	Reading (dBuV)	C.F (dB)	Measurement (dBuV/m)	Margin (dB)	Limit (dBuV)	Height (cm)	Angle (deg)	Remark (QP/PK/AV)
1	*	11160	41.95	18.68	60.63	-13.37	74	100	-20	Peak
2	*	11160	20.12	18.68	38.8	-15.2	54	100	-20	Average
3		16740	30.4	23.25	53.65	-20.35	74	100	400	Peak

Note :

1. " * " means the worst value in this measurement data °
2. Measure Level (dBuV/m) = Reading Level (dBuV) + Factor (dB) °
3. Factor (dB) = Cable Loss (dB) + Antenna Factor (dB/m) °
4. The emission levels of other frequencies are very lower than the limit and not show in test report °

EUT	VA50EC	Test Date	2017/04/11
Factor	BBHA 9120D (1GHz~18GHz)	Temp. / Humidity	25°C / 60%
Polarity	Vertical	Site / Engineer	AC1 / Kevin
Test Mode	MODE2 -CH116_Ant 1+2	Test Voltage	AC 120V/60Hz

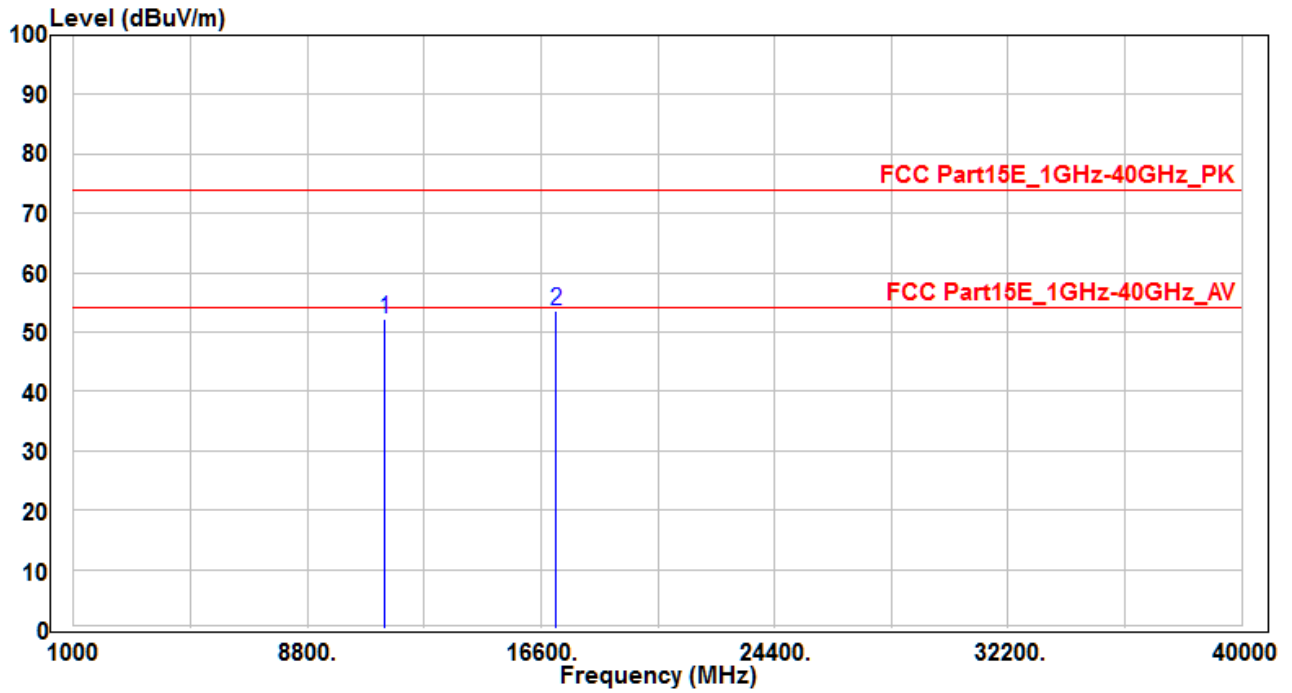


No	Frequency (MHz)	Reading (dBuV)	C.F (dB)	Measurement (dBuV/m)	Margin (dB)	Limit (dBuV)	Height (cm)	Angle (deg)	Remark (QP/PK/AV)
1	11200	34.29	18.75	53.04	-20.96	74	100	400	Peak
2	* 16800	29.93	23.75	53.68	-20.32	74	100	400	Peak

Note :

1. " * " means the worst value in this measurement data °
2. Measure Level (dBuV/m) = Reading Level (dBuV) + Factor (dB) °
3. Factor (dB) = Cable Loss (dB) + Antenna Factor (dB/m) °
4. The emission levels of other frequencies are very lower than the limit and not show in test report °

EUT	VA50EC	Test Date	2017/04/11
Factor	BBHA 9120D (1GHz~18GHz)	Temp. / Humidity	25°C / 60%
Polarity	Horizontal	Site / Engineer	AC1 / Kevin
Test Mode	MODE2 -CH140_Ant 1+2	Test Voltage	AC 120V/60Hz

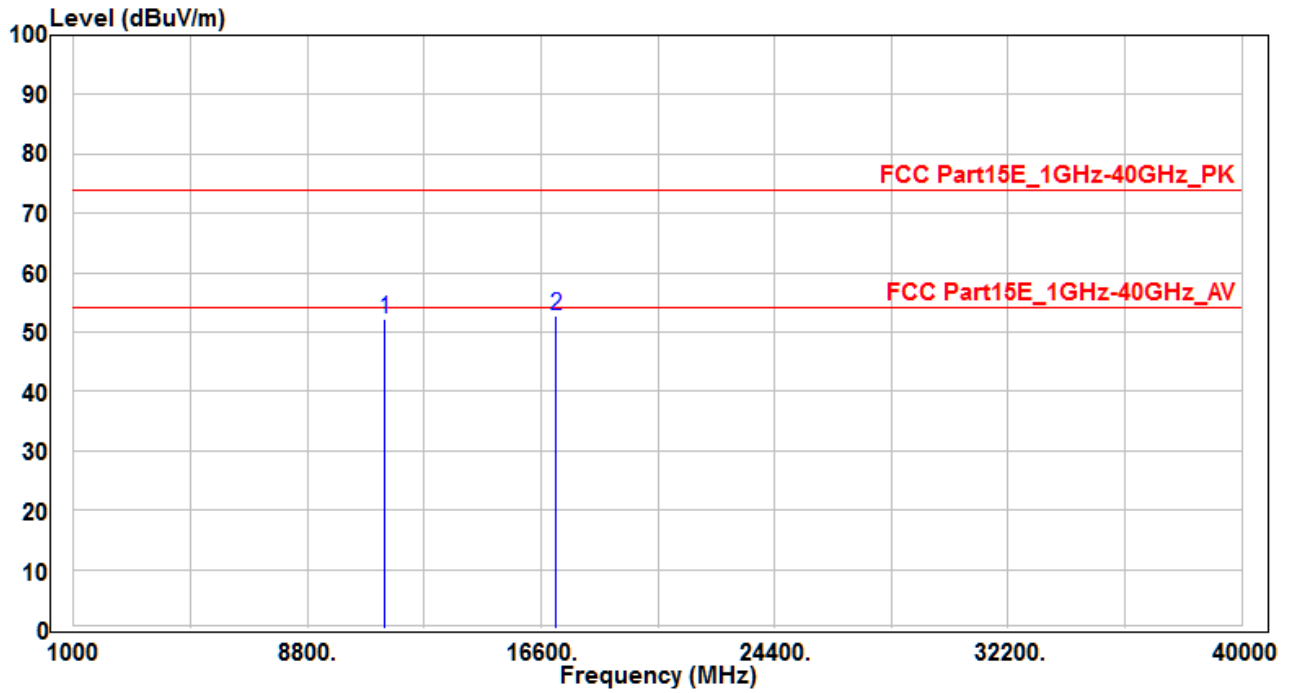


No	Frequency (MHz)	Reading (dBuV)	C.F (dB)	Measurement (dBuV/m)	Margin (dB)	Limit (dBuV)	Height (cm)	Angle (deg)	Remark (QP/PK/AV)
1	11400	33.1	19.1	52.2	-21.8	74	100	400	Peak
2	* 17100	28.71	24.85	53.56	-20.44	74	100	400	Peak

Note :

1. " * " means the worst value in this measurement data °
2. Measure Level (dBuV/m) = Reading Level (dBuV) + Factor (dB) °
3. Factor (dB) = Cable Loss (dB) + Antenna Factor (dB/m) °
4. The emission levels of other frequencies are very lower than the limit and not show in test report °

EUT	VA50EC	Test Date	2017/04/11
Factor	BBHA 9120D (1GHz~18GHz)	Temp. / Humidity	25°C / 60%
Polarity	Vertical	Site / Engineer	AC1 / Kevin
Test Mode	MODE2 -CH140_Ant 1+2	Test Voltage	AC 120V/60Hz

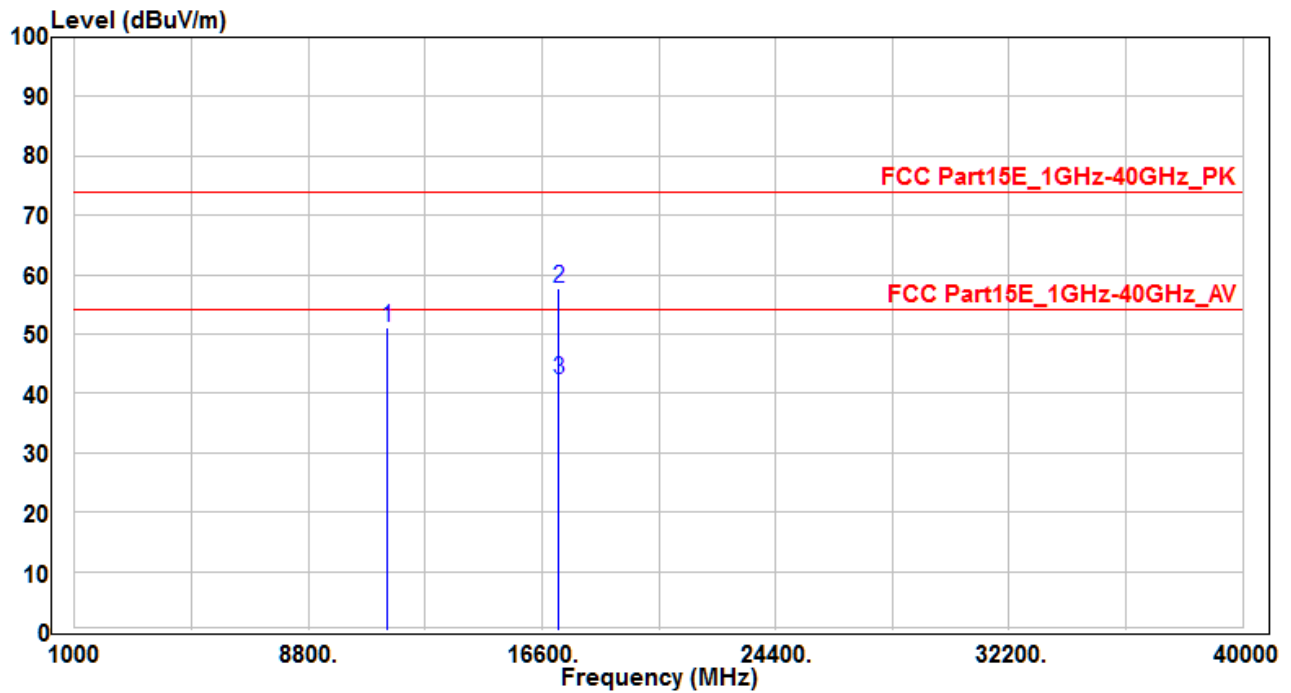


No	Frequency (MHz)	Reading (dBuV)	C.F (dB)	Measurement (dBuV/m)	Margin (dB)	Limit (dBuV)	Height (cm)	Angle (deg)	Remark (QP/PK/AV)
1	11400	33.1	19.1	52.2	-21.8	74	100	400	Peak
2	* 17100	27.98	24.85	52.83	-21.17	74	100	400	Peak

Note :

1. " * " means the worst value in this measurement data °
2. Measure Level (dBuV/m) = Reading Level (dBuV) + Factor (dB) °
3. Factor (dB) = Cable Loss (dB) + Antenna Factor (dB/m) °
4. The emission levels of other frequencies are very lower than the limit and not show in test report °

EUT	VA50EC	Test Date	2017/04/11
Factor	BBHA 9120D (1GHz~18GHz)	Temp. / Humidity	25°C / 60%
Polarity	Horizontal	Site / Engineer	AC1 / Kevin
Test Mode	MODE2 -CH144_Ant 1+2	Test Voltage	AC 120V/60Hz

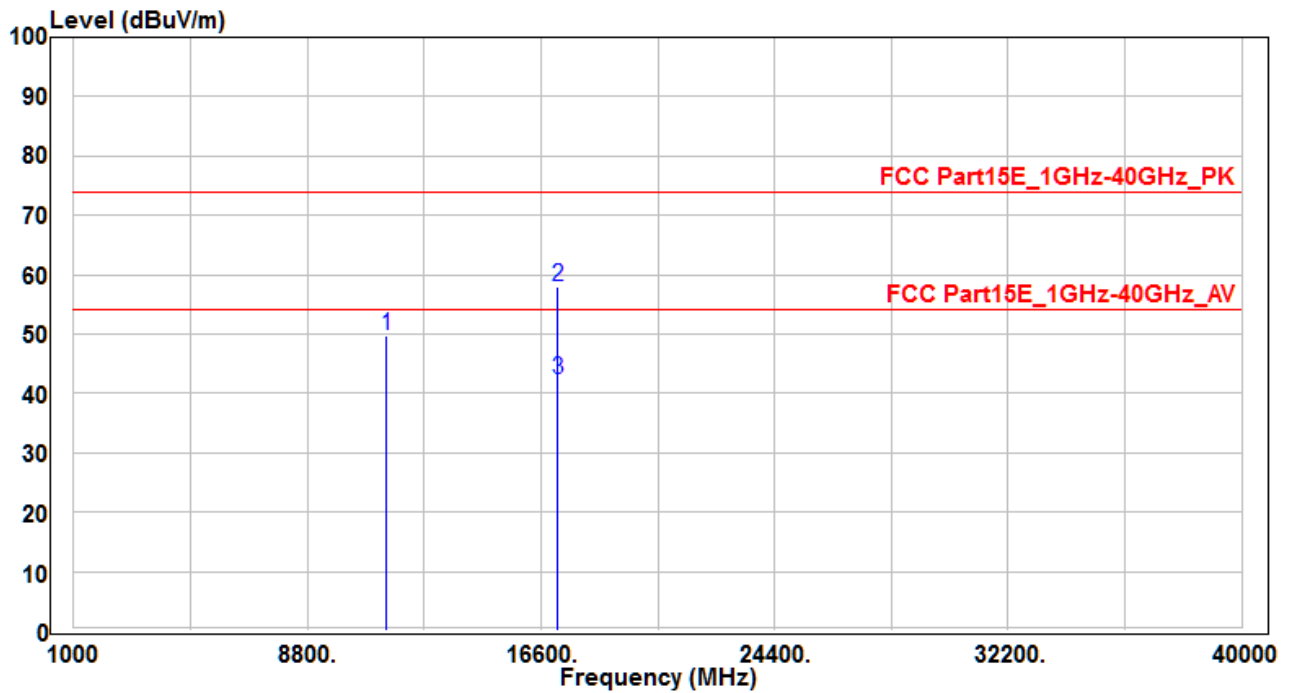


No	Frequency (MHz)	Reading (dBuV)	C.F (dB)	Measurement (dBuV/m)	Margin (dB)	Limit (dBuV)	Height (cm)	Angle (deg)	Remark (QP/PK/AV)	
1	11440	31.97	19.2	51.17	-22.83	74	100	400	Peak	
2	*	17160	32.72	25.03	57.75	-16.25	74	100	240	Peak
3	*	17160	17.22	25.03	42.25	-11.75	54	100	240	Average

Note :

- "*" means the worst value in this measurement data °
- Measure Level (dBuV/m) = Reading Level (dBuV) + Factor (dB) °
- Factor (dB) = Cable Loss (dB) + Antenna Factor (dB/m) °
- The emission levels of other frequencies are very lower than the limit and not show in test report °

EUT	VA50EC	Test Date	2017/04/11
Factor	BBHA 9120D (1GHz~18GHz)	Temp. / Humidity	25°C / 60%
Polarity	Vertical	Site / Engineer	AC1 / Kevin
Test Mode	MODE2 -CH144_Ant 1+2	Test Voltage	AC 120V/60Hz

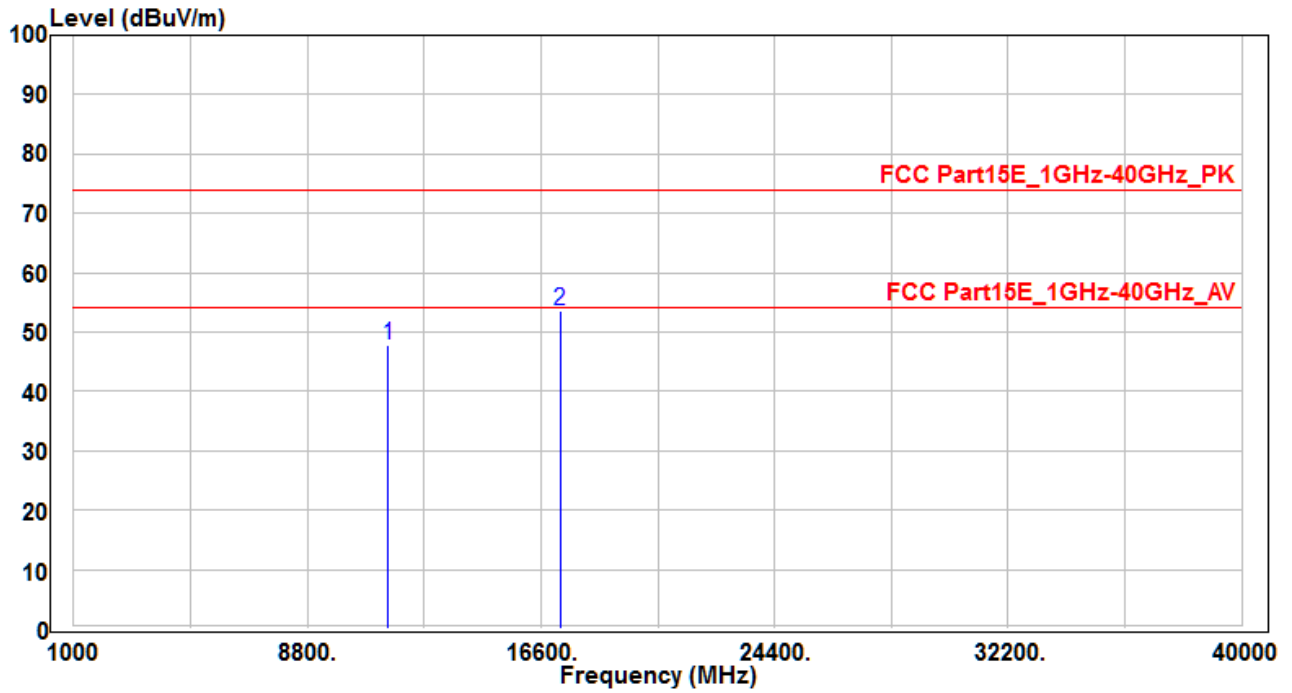


No	Frequency (MHz)	Reading (dBuV)	C.F (dB)	Measurement (dBuV/m)	Margin (dB)	Limit (dBuV)	Height (cm)	Angle (deg)	Remark (QP/PK/AV)
1	11440	30.44	19.2	49.64	-24.36	74	100	400	Peak
2	*	32.85	25.03	57.88	-16.12	74	100	30	Peak
3	*	17.32	25.03	42.35	-11.65	54	100	30	Average

Note :

1. " * " means the worst value in this measurement data °
2. Measure Level (dBuV/m) = Reading Level (dBuV) + Factor (dB) °
3. Factor (dB) = Cable Loss (dB) + Antenna Factor (dB/m) °
4. The emission levels of other frequencies are very lower than the limit and not show in test report °

EUT	VA50EC	Test Date	2017/04/11
Factor	BBHA 9120D (1GHz~18GHz)	Temp. / Humidity	25°C / 60%
Polarity	Horizontal	Site / Engineer	AC1 / Kevin
Test Mode	MODE2 -CH149_Ant 1+2	Test Voltage	AC 120V/60Hz

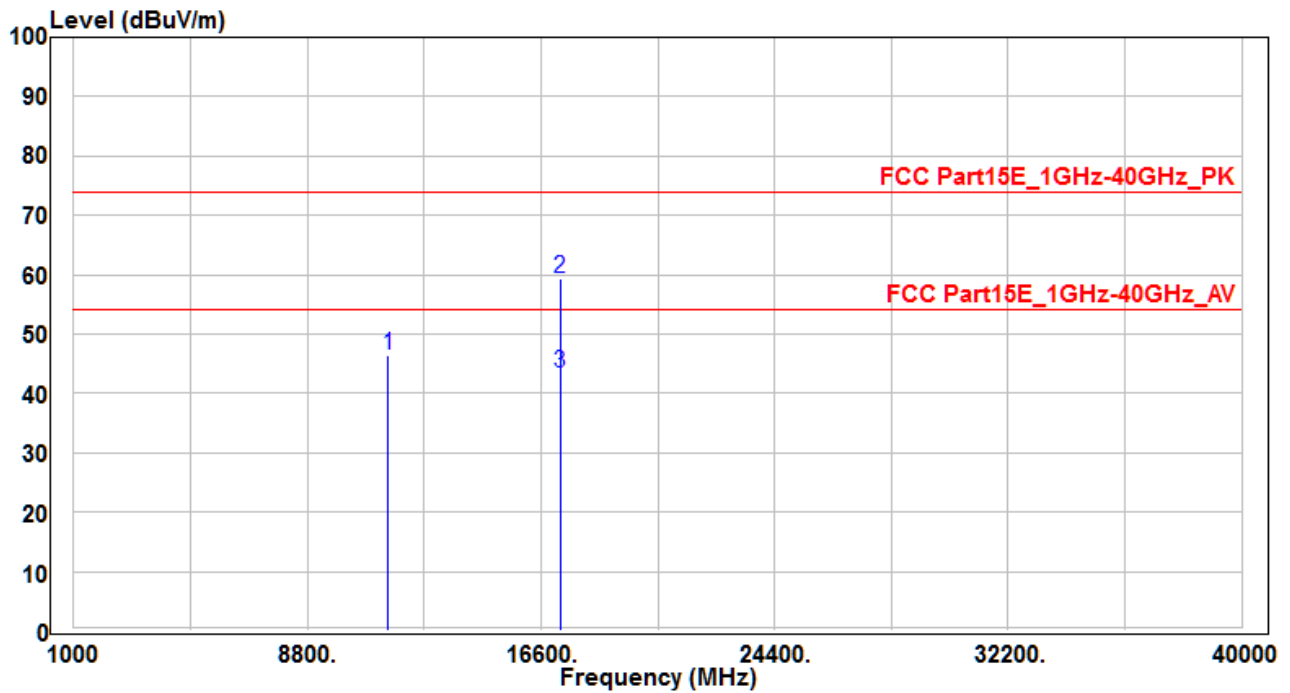


No	Frequency (MHz)	Reading (dBuV)	C.F (dB)	Measurement (dBuV/m)	Margin (dB)	Limit (dBuV)	Height (cm)	Angle (deg)	Remark (QP/PK/AV)
1	11490	28.43	19.33	47.76	-26.24	74	100	400	Peak
2	* 17235	28.08	25.45	53.53	-20.47	74	100	400	Peak

Note :

1. " * " means the worst value in this measurement data °
2. Measure Level (dBuV/m) = Reading Level (dBuV) + Factor (dB) °
3. Factor (dB) = Cable Loss (dB) + Antenna Factor (dB/m) °
4. The emission levels of other frequencies are very lower than the limit and not show in test report °

EUT	VA50EC	Test Date	2017/04/11
Factor	BBHA 9120D (1GHz~18GHz)	Temp. / Humidity	25°C / 60%
Polarity	Vertical	Site / Engineer	AC1 / Kevin
Test Mode	MODE2 -CH149_Ant 1+2	Test Voltage	AC 120V/60Hz

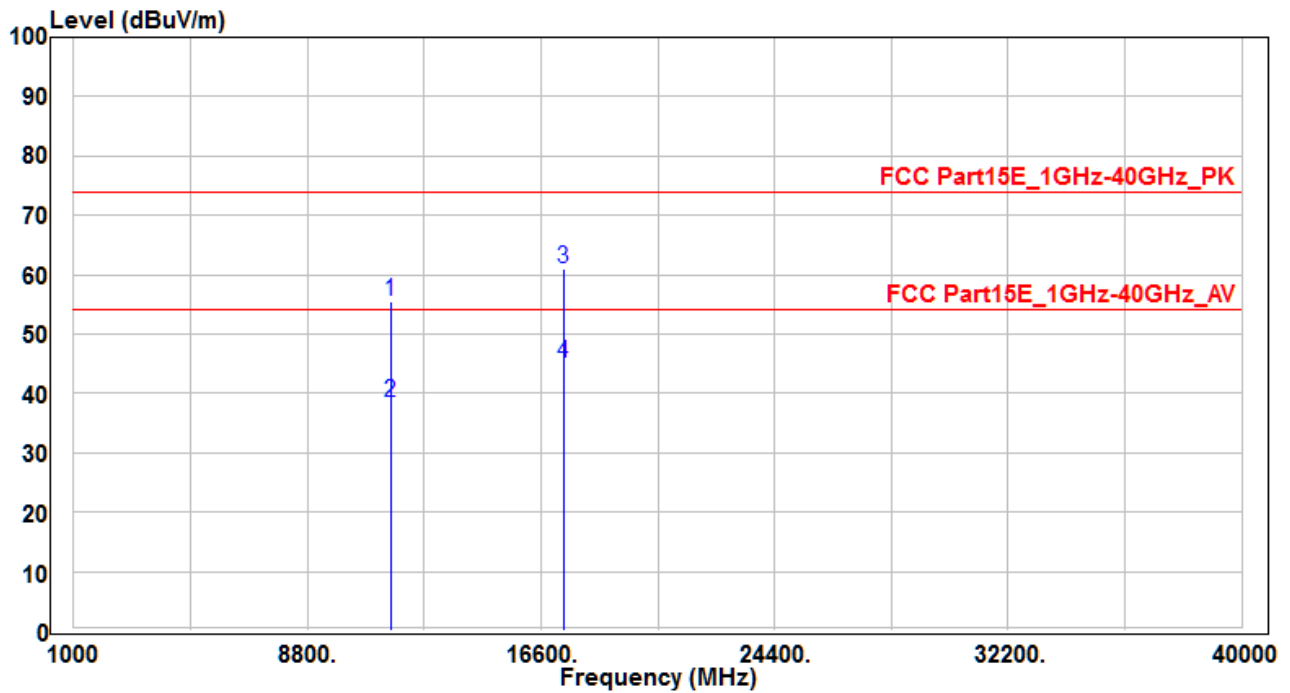


No	Frequency (MHz)	Reading (dBuV)	C.F (dB)	Measurement (dBuV/m)	Margin (dB)	Limit (dBuV)	Height (cm)	Angle (deg)	Remark (QP/PK/AV)
1	11490	27.02	19.33	46.35	-27.65	74	100	400	Peak
2	*	33.98	25.45	59.43	-14.57	74	100	360	Peak
3	*	17.88	25.45	43.33	-10.67	54	100	360	Average

Note :

- "*" means the worst value in this measurement data °
- Measure Level (dBuV/m) = Reading Level (dBuV) + Factor (dB) °
- Factor (dB) = Cable Loss (dB) + Antenna Factor (dB/m) °
- The emission levels of other frequencies are very lower than the limit and not show in test report °

EUT	VA50EC	Test Date	2017/04/11
Factor	BBHA 9120D (1GHz~18GHz)	Temp. / Humidity	25°C / 60%
Polarity	Horizontal	Site / Engineer	AC1 / Kevin
Test Mode	MODE2 -CH157_Ant 1+2	Test Voltage	AC 120V/60Hz

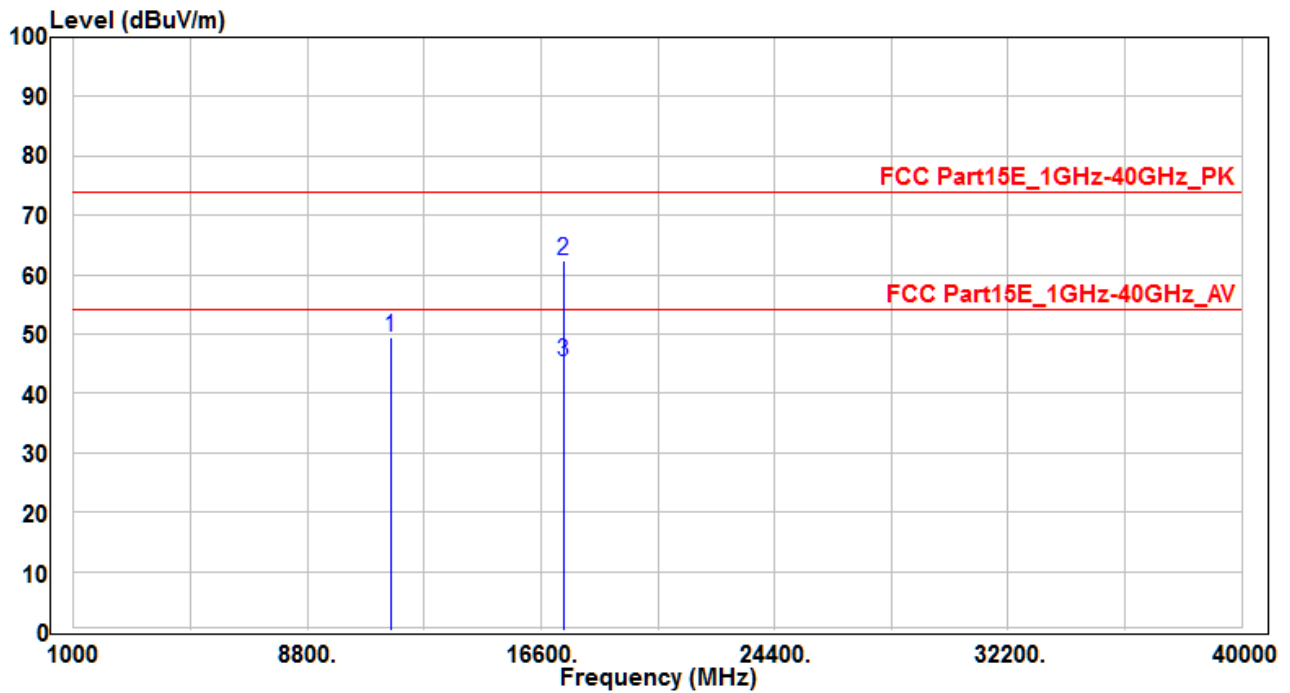


No	Frequency (MHz)	Reading (dBuV)	C.F (dB)	Measurement (dBuV/m)	Margin (dB)	Limit (dBuV)	Height (cm)	Angle (deg)	Remark (QP/PK/AV)
1	11570	36.17	19.46	55.63	-18.37	74	100	15	Peak
2	11570	19.12	19.46	38.58	-15.42	54	100	15	Average
3	* 17355	34.82	26.2	61.02	-12.98	74	100	30	Peak
4	* 17355	18.96	26.2	45.16	-8.84	54	100	30	Average

Note :

- "*" means the worst value in this measurement data °
- Measure Level (dBuV/m) = Reading Level (dBuV) + Factor (dB) °
- Factor (dB) = Cable Loss (dB) + Antenna Factor (dB/m) °
- The emission levels of other frequencies are very lower than the limit and not show in test report °

EUT	VA50EC	Test Date	2017/04/11
Factor	BBHA 9120D (1GHz~18GHz)	Temp. / Humidity	25°C / 60%
Polarity	Vertical	Site / Engineer	AC1 / Kevin
Test Mode	MODE2 -CH157_Ant 1+2	Test Voltage	AC 120V/60Hz

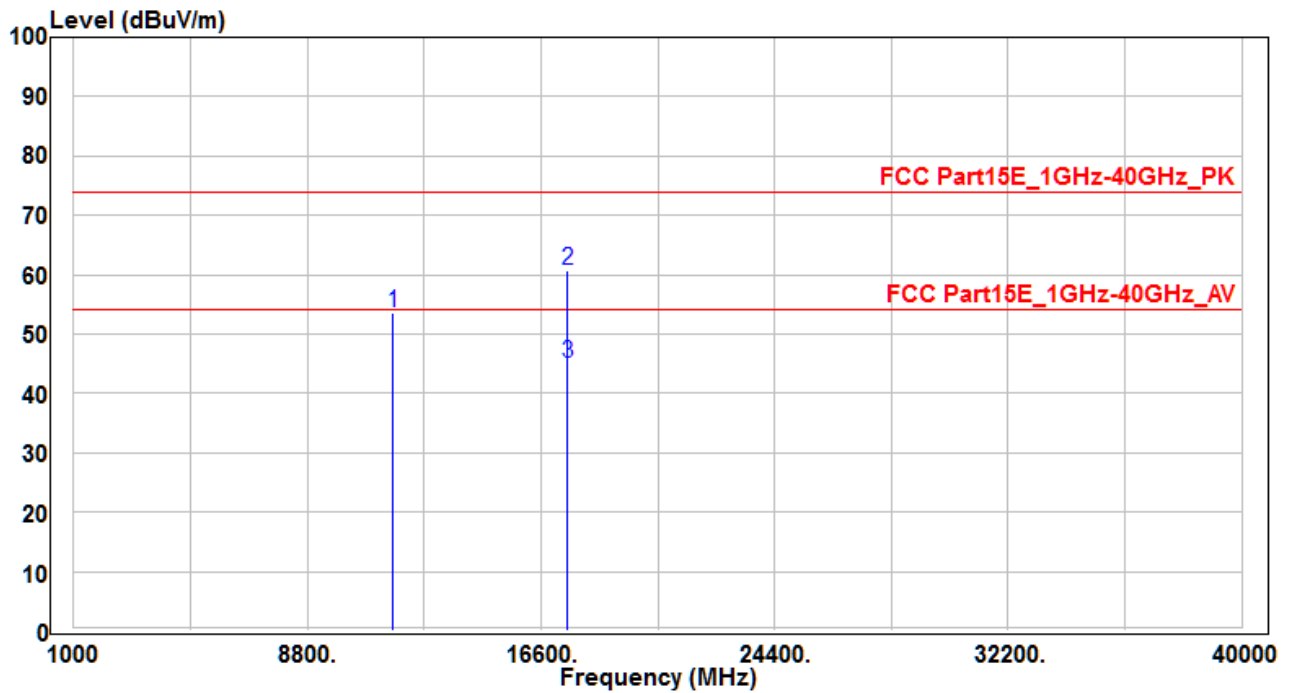


No	Frequency (MHz)	Reading (dBuV)	C.F (dB)	Measurement (dBuV/m)	Margin (dB)	Limit (dBuV)	Height (cm)	Angle (deg)	Remark (QP/PK/AV)
1	11570	30.12	19.46	49.58	-24.42	74	100	400	Peak
2	*	36.13	26.2	62.33	-11.67	74	100	360	Peak
3	*	19.08	26.2	45.28	-8.72	54	100	360	Average

Note :

- "*" means the worst value in this measurement data °
- Measure Level (dBuV/m) = Reading Level (dBuV) + Factor (dB) °
- Factor (dB) = Cable Loss (dB) + Antenna Factor (dB/m) °
- The emission levels of other frequencies are very lower than the limit and not show in test report °

EUT	VA50EC	Test Date	2017/04/11
Factor	BBHA 9120D (1GHz~18GHz)	Temp. / Humidity	25°C / 60%
Polarity	Horizontal	Site / Engineer	AC1 / Kevin
Test Mode	MODE2 -CH157_Ant 1+2	Test Voltage	AC 120V/60Hz

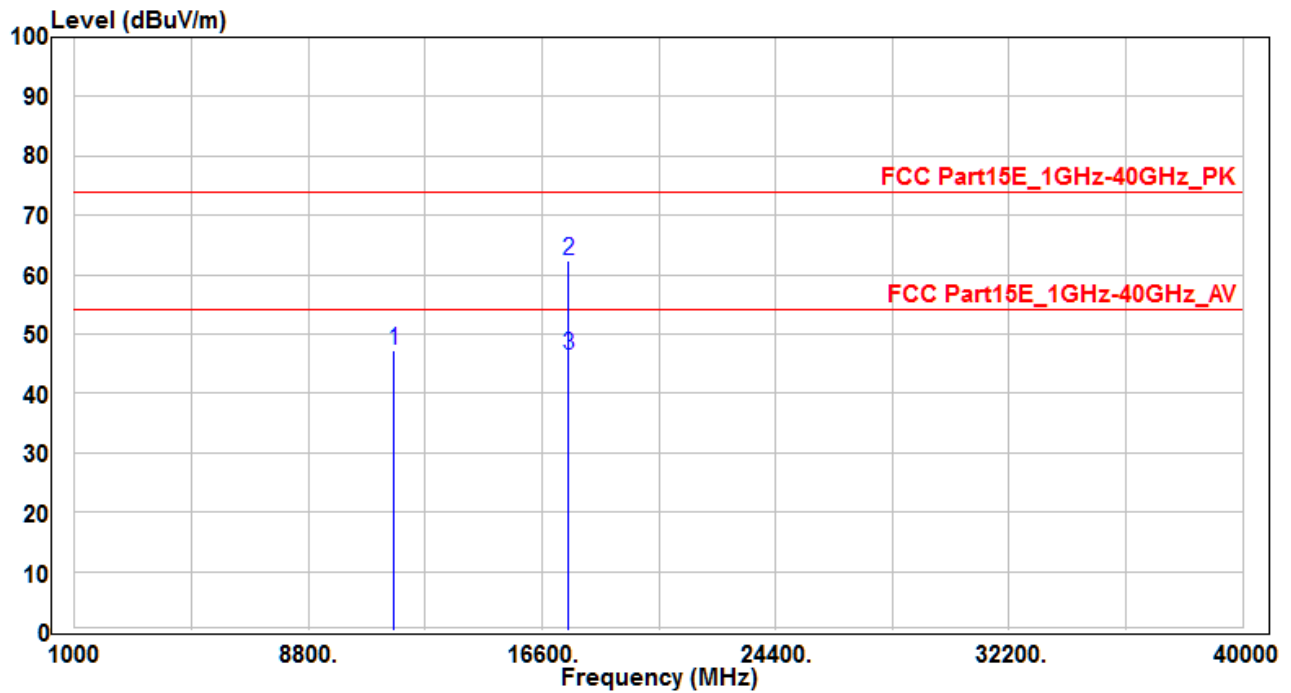


No	Frequency (MHz)	Reading (dBuV)	C.F (dB)	Measurement (dBuV/m)	Margin (dB)	Limit (dBuV)	Height (cm)	Angle (deg)	Remark (QP/PK/AV)
1	11650	34.13	19.33	53.46	-20.54	74	100	400	Peak
2	* 17475	33.83	26.88	60.71	-13.29	74	100	15	Peak
3	* 17475	18.29	26.88	45.17	-8.83	54	100	15	Average

Note :

- "*" means the worst value in this measurement data °
- Measure Level (dBuV/m) = Reading Level (dBuV) + Factor (dB) °
- Factor (dB) = Cable Loss (dB) + Antenna Factor (dB/m) °
- The emission levels of other frequencies are very lower than the limit and not show in test report °

EUT	VA50EC	Test Date	2017/04/11
Factor	BBHA 9120D (1GHz~18GHz)	Temp. / Humidity	25°C / 60%
Polarity	Vertical	Site / Engineer	AC1 / Kevin
Test Mode	MODE2 -CH165_Ant 1+2	Test Voltage	AC 120V/60Hz

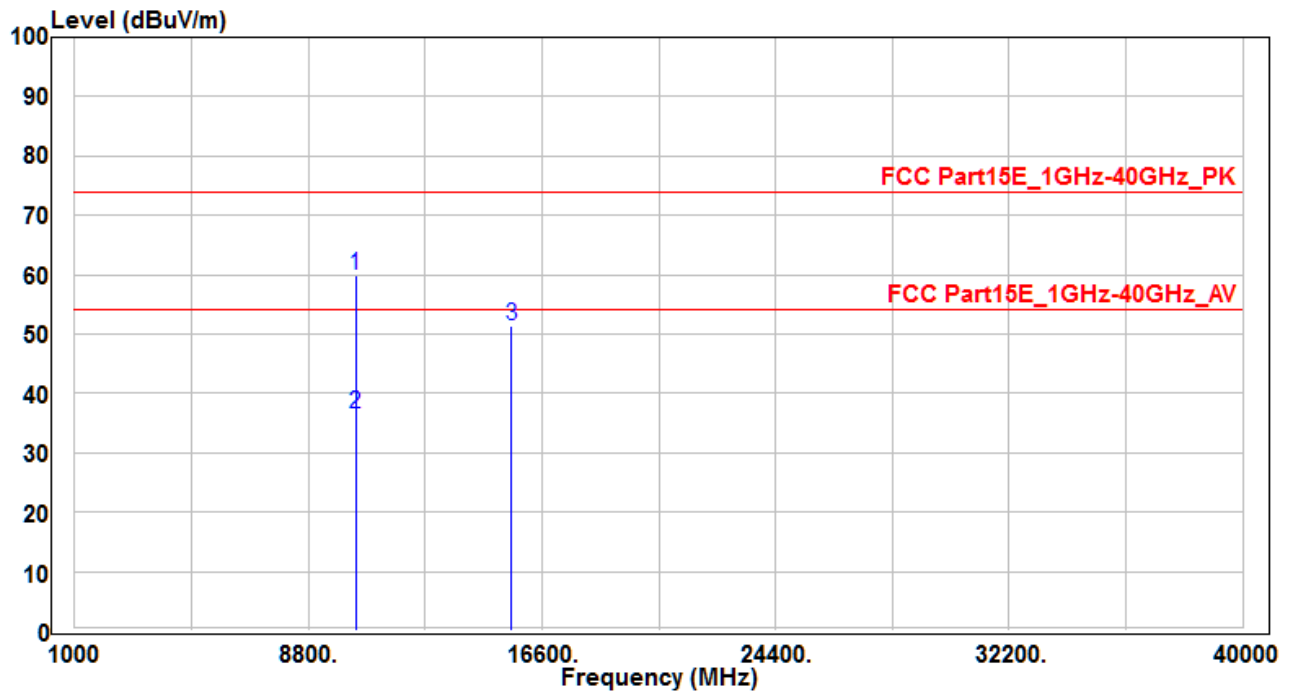


No	Frequency (MHz)	Reading (dBuV)	C.F (dB)	Measurement (dBuV/m)	Margin (dB)	Limit (dBuV)	Height (cm)	Angle (deg)	Remark (QP/PK/AV)
1	11650	27.92	19.33	47.25	-26.75	74	100	400	Peak
2	*	35.38	26.88	62.26	-11.74	74	100	20	Peak
3	*	19.51	26.88	46.39	-7.61	54	100	20	Average

Note :

1. " * " means the worst value in this measurement data °
2. Measure Level (dBuV/m) = Reading Level (dBuV) + Factor (dB) °
3. Factor (dB) = Cable Loss (dB) + Antenna Factor (dB/m) °
4. The emission levels of other frequencies are very lower than the limit and not show in test report °

EUT	VA50EC	Test Date	2017/04/11
Factor	BBHA 9120D (1GHz~18GHz)	Temp. / Humidity	25°C / 60%
Polarity	Horizontal	Site / Engineer	AC1 / Kevin
Test Mode	MODE3 -CH38_Ant 1+2	Test Voltage	AC 120V/60Hz

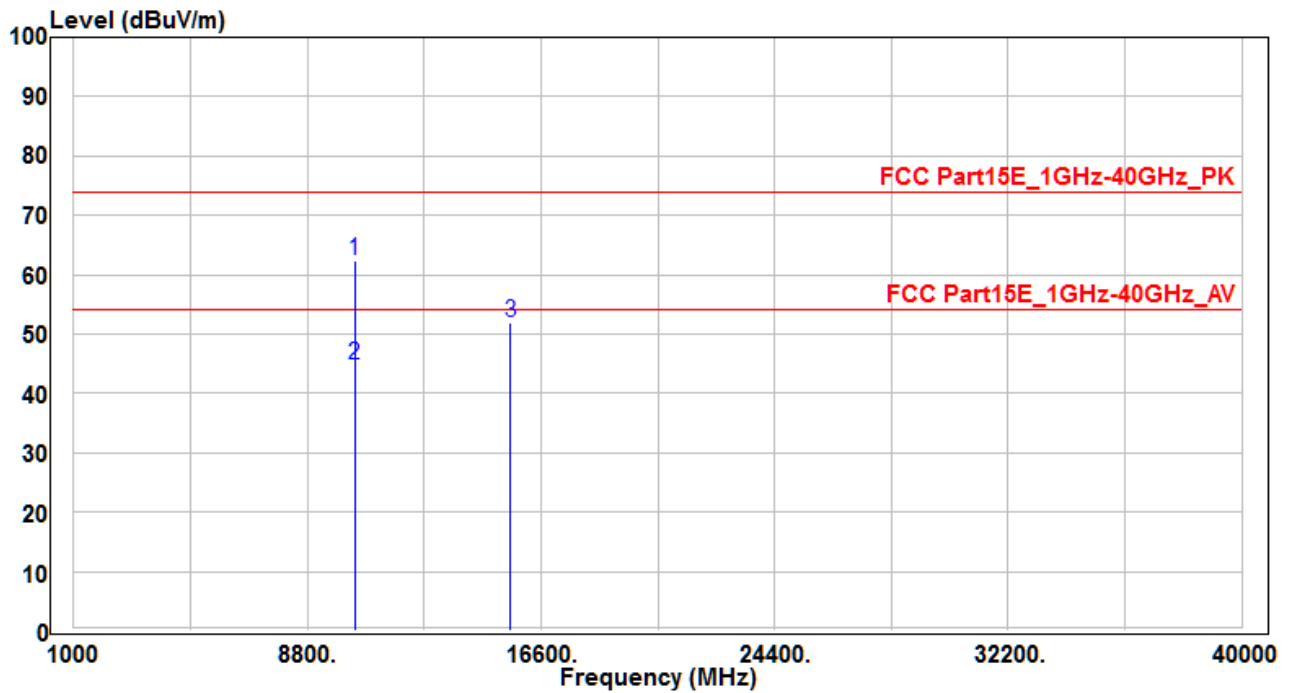


No		Frequency (MHz)	Reading (dBuV)	C.F (dB)	Measurement (dBuV/m)	Margin (dB)	Limit (dBuV)	Height (cm)	Angle (deg)	Remark (QP/PK/AV)
1	*	10380	43.13	16.87	60	-14	74	100	340	Peak
2	*	10380	19.77	16.87	36.64	-17.36	54	100	340	Average
3		15570	30.86	20.56	51.42	-22.58	74	100	400	Peak

Note :

1. " * " means the worst value in this measurement data °
2. Measure Level (dBuV/m) = Reading Level (dBuV) + Factor (dB) °
3. Factor (dB) = Cable Loss (dB) + Antenna Factor (dB/m) °
4. The emission levels of other frequencies are very lower than the limit and not show in test report °

EUT	VA50EC	Test Date	2017/04/11
Factor	BBHA 9120D (1GHz~18GHz)	Temp. / Humidity	25°C / 60%
Polarity	Vertical	Site / Engineer	AC1 / Kevin
Test Mode	MODE3 -CH38_Ant 1+2	Test Voltage	AC 120V/60Hz

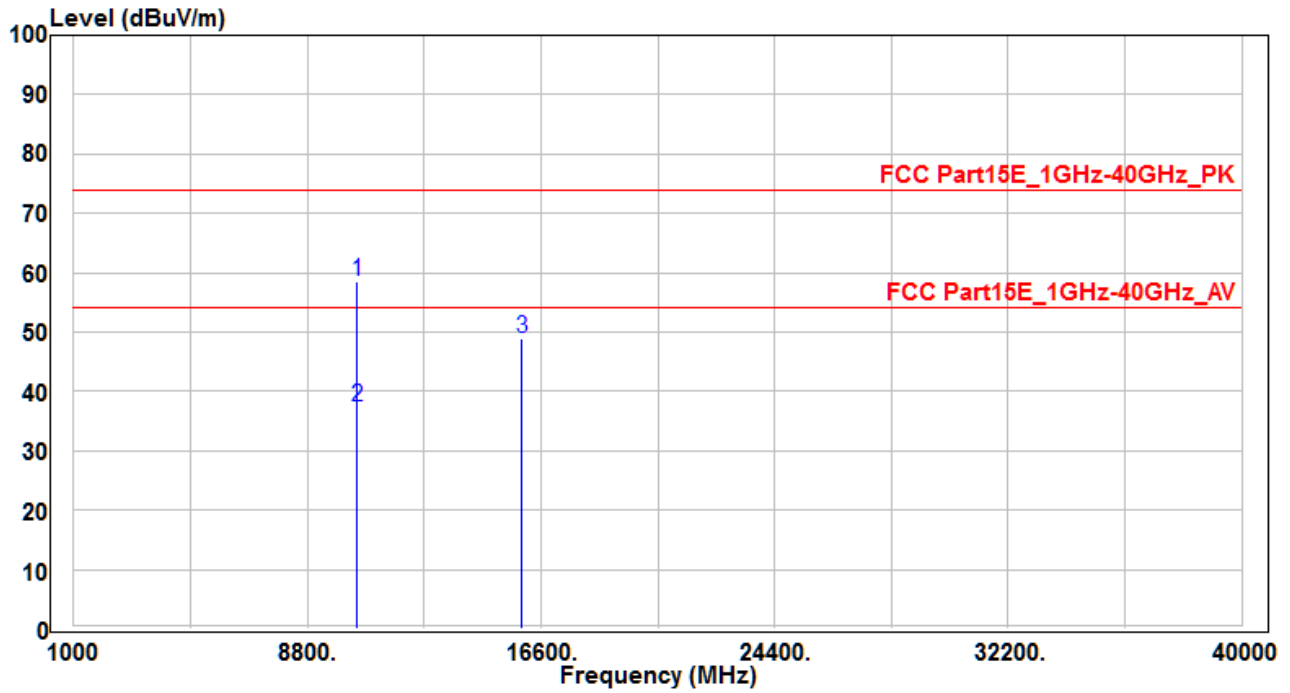


No	Frequency (MHz)	Reading (dBuV)	C.F (dB)	Measurement (dBuV/m)	Margin (dB)	Limit (dBuV)	Height (cm)	Angle (deg)	Remark (QP/PK/AV)
1	*	45.55	16.87	62.42	-11.58	74	100	330	Peak
2	*	28	16.87	44.87	-9.13	54	100	330	Average
3		31.36	20.56	51.92	-22.08	74	100	400	Peak

Note :

1. " * " means the worst value in this measurement data °
2. Measure Level (dBuV/m) = Reading Level (dBuV) + Factor (dB) °
3. Factor (dB) = Cable Loss (dB) + Antenna Factor (dB/m) °
4. The emission levels of other frequencies are very lower than the limit and not show in test report °

EUT	VA50EC	Test Date	2017/04/11
Factor	BBHA 9120D (1GHz~18GHz)	Temp. / Humidity	25°C / 60%
Polarity	Horizontal	Site / Engineer	AC1 / Kevin
Test Mode	MODE3 -CH46_Ant 1+2	Test Voltage	AC 120V/60Hz

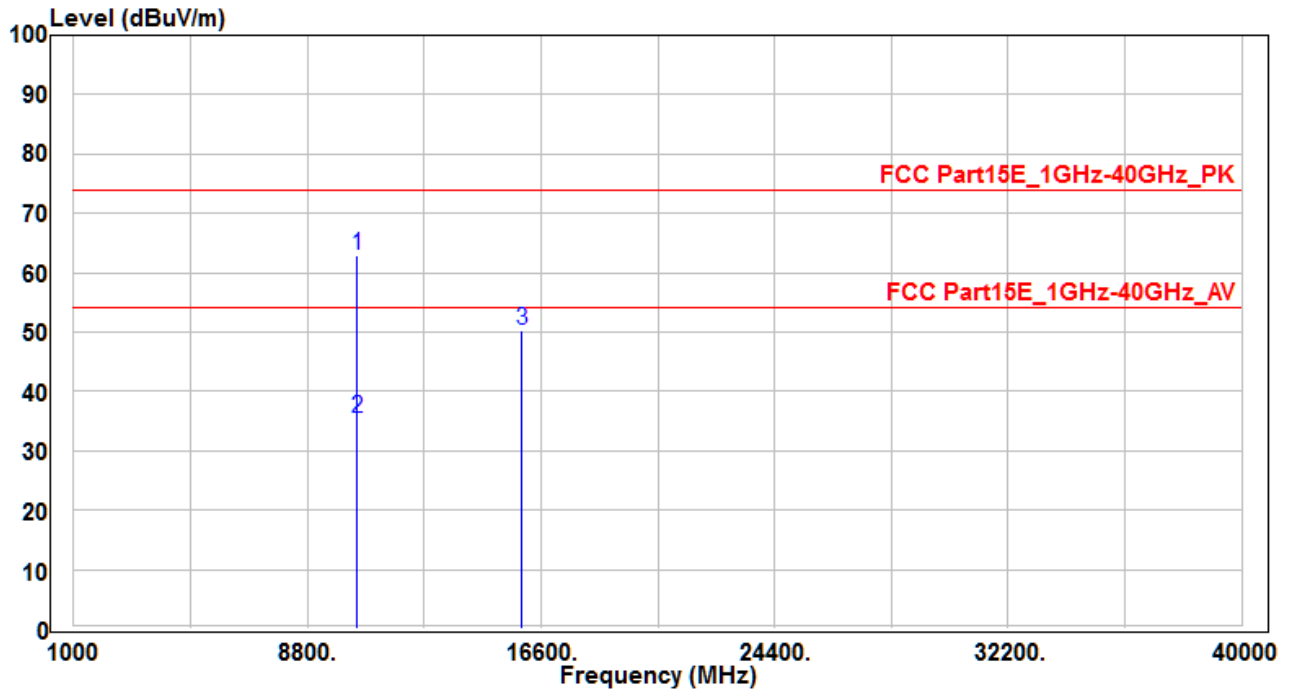


No		Frequency (MHz)	Reading (dBuV)	C.F (dB)	Measurement (dBuV/m)	Margin (dB)	Limit (dBuV)	Height (cm)	Angle (deg)	Remark (QP/PK/AV)
1	*	10460	41.41	17.1	58.51	-15.49	74	100	-10	Peak
2	*	10460	20.38	17.1	37.48	-16.52	54	100	-10	Average
3		15960	28.51	20.33	48.84	-25.16	74	100	400	Peak

Note :

1. " * " means the worst value in this measurement data °
2. Measure Level (dBuV/m) = Reading Level (dBuV) + Factor (dB) °
3. Factor (dB) = Cable Loss (dB) + Antenna Factor (dB/m) °
4. The emission levels of other frequencies are very lower than the limit and not show in test report °

EUT	VA50EC	Test Date	2017/04/11
Factor	BBHA 9120D (1GHz~18GHz)	Temp. / Humidity	25°C / 60%
Polarity	Vertical	Site / Engineer	AC1 / Kevin
Test Mode	MODE3 -CH46_Ant 1+2	Test Voltage	AC 120V/60Hz

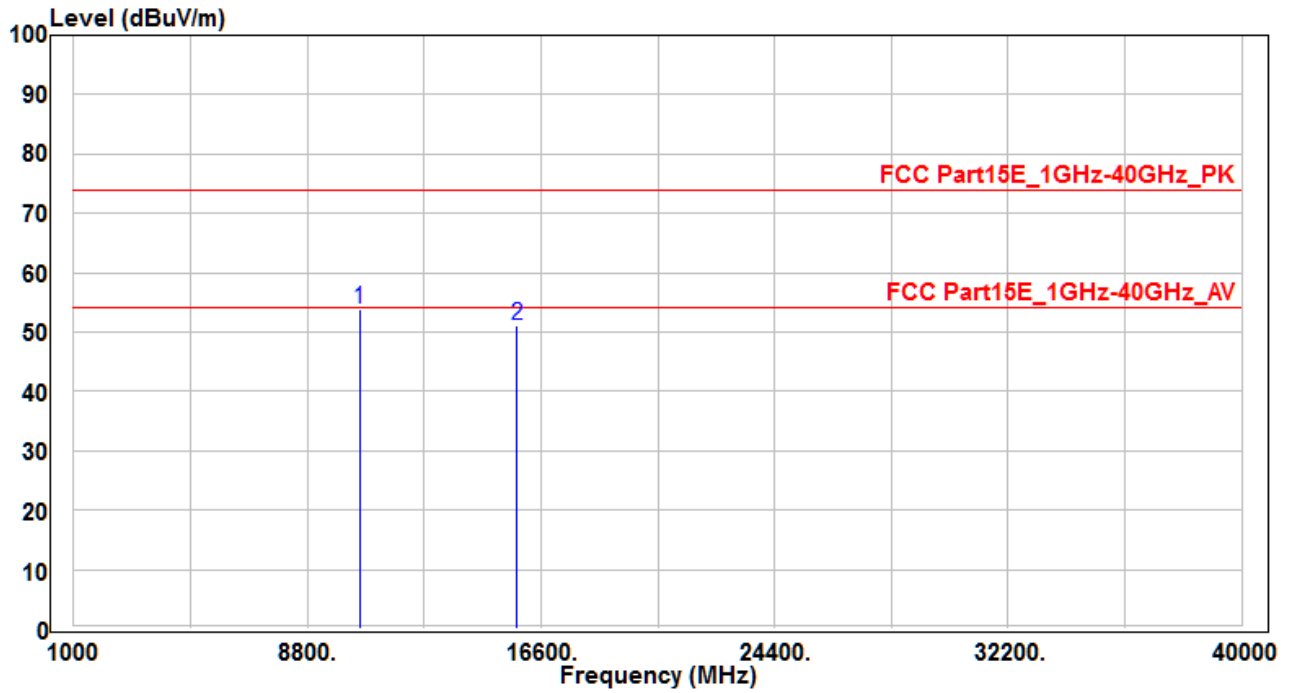


No		Frequency (MHz)	Reading (dBuV)	C.F (dB)	Measurement (dBuV/m)	Margin (dB)	Limit (dBuV)	Height (cm)	Angle (deg)	Remark (QP/PK/AV)
1	*	10460	45.92	17.1	63.02	-10.98	74	100	60	Peak
2	*	10460	18.46	17.1	35.56	-18.44	54	100	60	Average
3		15960	30.09	20.33	50.42	-23.58	74	100	400	Peak

Note :

1. " * " means the worst value in this measurement data °
2. Measure Level (dBuV/m) = Reading Level (dBuV) + Factor (dB) °
3. Factor (dB) = Cable Loss (dB) + Antenna Factor (dB/m) °
4. The emission levels of other frequencies are very lower than the limit and not show in test report °

EUT	VA50EC	Test Date	2017/04/11
Factor	BBHA 9120D (1GHz~18GHz)	Temp. / Humidity	25°C / 60%
Polarity	Horizontal	Site / Engineer	AC1 / Kevin
Test Mode	MODE3 -CH54_Ant 1+2	Test Voltage	AC 120V/60Hz

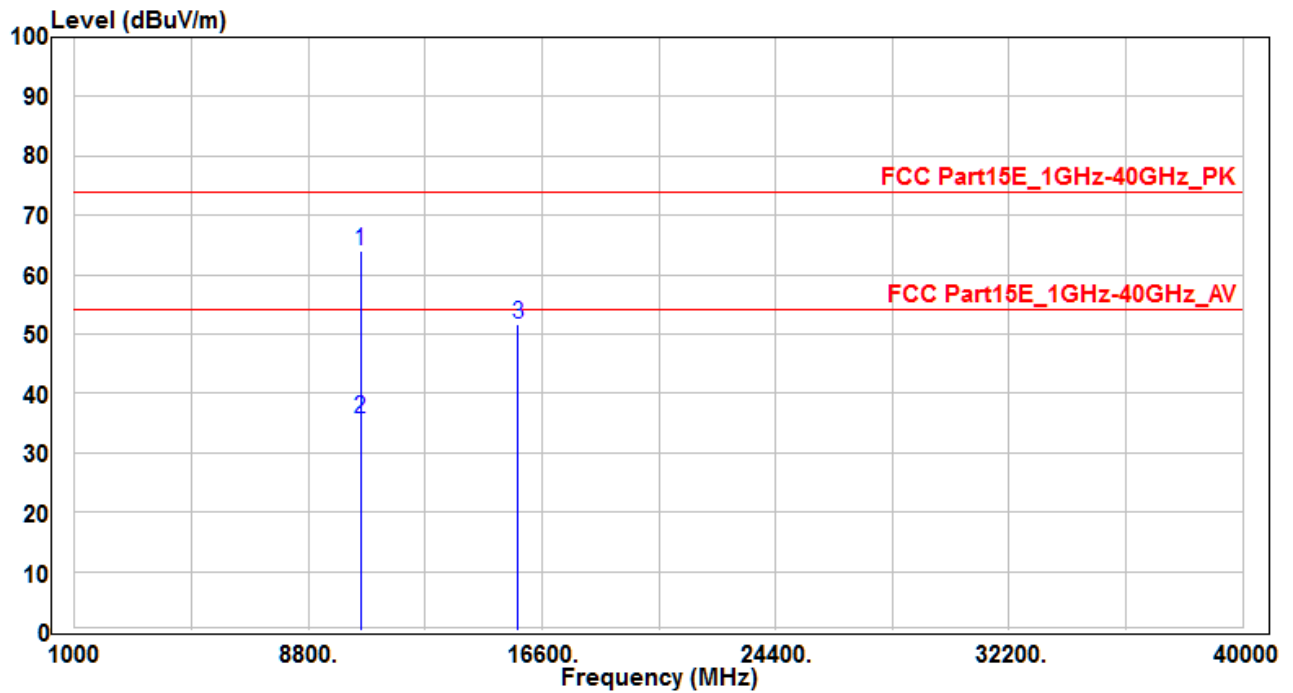


No		Frequency (MHz)	Reading (dBuV)	C.F (dB)	Measurement (dBuV/m)	Margin (dB)	Limit (dBuV)	Height (cm)	Angle (deg)	Remark (QP/PK/AV)
1	*	10540	36.69	17.22	53.91	-20.09	74	100	400	Peak
2		15810	30.71	20.38	51.09	-22.91	74	100	400	Peak

Note :

1. " * " means the worst value in this measurement data °
2. Measure Level (dBuV/m) = Reading Level (dBuV) + Factor (dB) °
3. Factor (dB) = Cable Loss (dB) + Antenna Factor (dB/m) °
4. The emission levels of other frequencies are very lower than the limit and not show in test report °

EUT	VA50EC	Test Date	2017/04/11
Factor	BBHA 9120D (1GHz~18GHz)	Temp. / Humidity	25°C / 60%
Polarity	Vertical	Site / Engineer	AC1 / Kevin
Test Mode	MODE3 -CH54_Ant 1+2	Test Voltage	AC 120V/60Hz

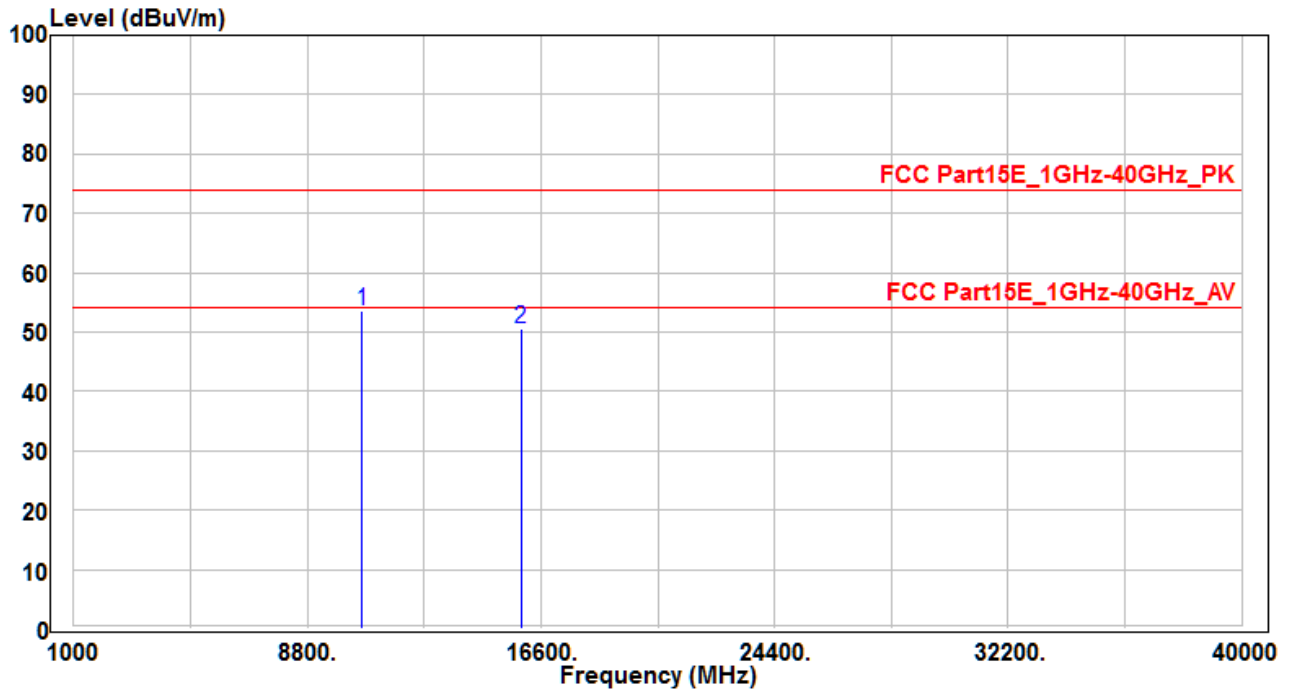


No		Frequency (MHz)	Reading (dBuV)	C.F (dB)	Measurement (dBuV/m)	Margin (dB)	Limit (dBuV)	Height (cm)	Angle (deg)	Remark (QP/PK/AV)
1	*	10540	46.88	17.22	64.1	-9.9	74	100	60	Peak
2	*	10540	18.6	17.22	35.82	-18.18	54	100	60	Average
3		15810	31.3	20.38	51.68	-22.32	74	100	400	Peak

Note :

1. " * " means the worst value in this measurement data °
2. Measure Level (dBuV/m) = Reading Level (dBuV) + Factor (dB) °
3. Factor (dB) = Cable Loss (dB) + Antenna Factor (dB/m) °
4. The emission levels of other frequencies are very lower than the limit and not show in test report °

EUT	VA50EC	Test Date	2017/04/11
Factor	BBHA 9120D (1GHz~18GHz)	Temp. / Humidity	25°C / 60%
Polarity	Horizontal	Site / Engineer	AC1 / Kevin
Test Mode	MODE3 -CH62_Ant 1+2	Test Voltage	AC 120V/60Hz

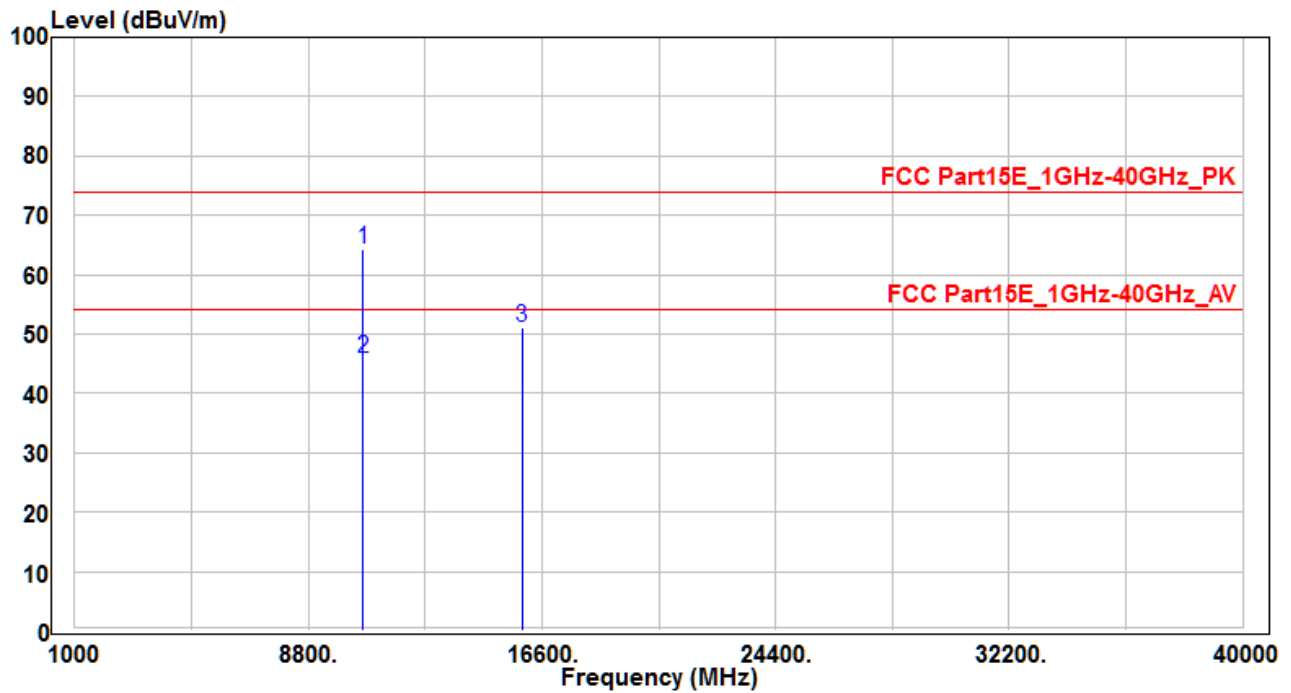


No		Frequency (MHz)	Reading (dBuV)	C.F (dB)	Measurement (dBuV/m)	Margin (dB)	Limit (dBuV)	Height (cm)	Angle (deg)	Remark (QP/PK/AV)
1	*	10620	36.28	17.31	53.59	-20.41	74	100	400	Peak
2		15930	30.09	20.35	50.44	-23.56	74	100	400	Peak

Note :

1. " * " means the worst value in this measurement data °
2. Measure Level (dBuV/m) = Reading Level (dBuV) + Factor (dB) °
3. Factor (dB) = Cable Loss (dB) + Antenna Factor (dB/m) °
4. The emission levels of other frequencies are very lower than the limit and not show in test report °

EUT	VA50EC	Test Date	2017/04/11
Factor	BBHA 9120D (1GHz~18GHz)	Temp. / Humidity	25°C / 60%
Polarity	Vertical	Site / Engineer	AC1 / Kevin
Test Mode	MODE3 -CH62_Ant 1+2	Test Voltage	AC 120V/60Hz

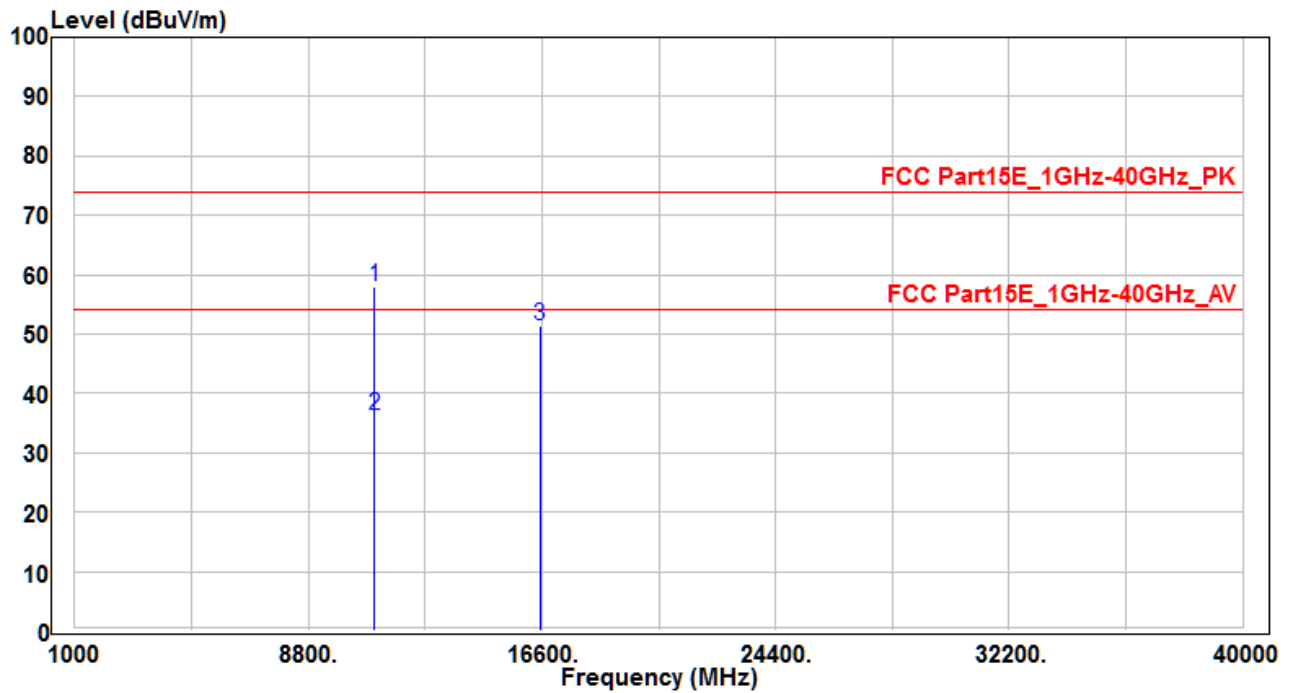


No		Frequency (MHz)	Reading (dBuV)	C.F (dB)	Measurement (dBuV/m)	Margin (dB)	Limit (dBuV)	Height (cm)	Angle (deg)	Remark (QP/PK/AV)
1	*	10620	46.99	17.31	64.3	-9.7	74	100	30	Peak
2	*	10620	28.58	17.31	45.89	-8.11	54	100	30	Average
3		15930	30.64	20.35	50.99	-23.01	74	100	400	Peak

Note :

1. " * " means the worst value in this measurement data °
2. Measure Level (dBuV/m) = Reading Level (dBuV) + Factor (dB) °
3. Factor (dB) = Cable Loss (dB) + Antenna Factor (dB/m) °
4. The emission levels of other frequencies are very lower than the limit and not show in test report °

EUT	VA50EC	Test Date	2017/04/11
Factor	BBHA 9120D (1GHz~18GHz)	Temp. / Humidity	25°C / 60%
Polarity	Horizontal	Site / Engineer	AC1 / Kevin
Test Mode	MODE3 -CH102_Ant 1+2	Test Voltage	AC 120V/60Hz

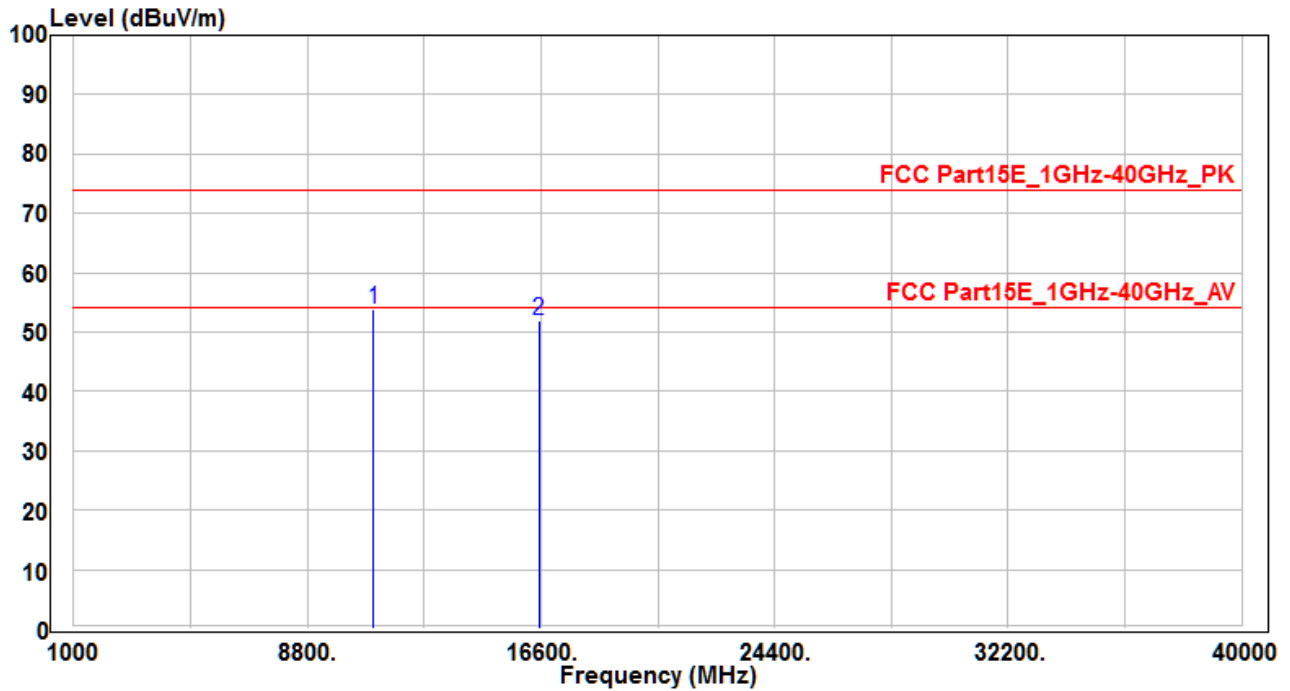


No		Frequency (MHz)	Reading (dBuV)	C.F (dB)	Measurement (dBuV/m)	Margin (dB)	Limit (dBuV)	Height (cm)	Angle (deg)	Remark (QP/PK/AV)
1	*	11020	39.43	18.48	57.91	-16.09	74	100	-30	Peak
2	*	11020	17.67	18.48	36.15	-17.85	54	100	-30	Average
3		16530	29.32	22.02	51.34	-22.66	74	100	400	Peak

Note :

1. " * " means the worst value in this measurement data °
2. Measure Level (dBuV/m) = Reading Level (dBuV) + Factor (dB) °
3. Factor (dB) = Cable Loss (dB) + Antenna Factor (dB/m) °
4. The emission levels of other frequencies are very lower than the limit and not show in test report °

EUT	VA50EC	Test Date	2017/04/11
Factor	BBHA 9120D (1GHz~18GHz)	Temp. / Humidity	25°C / 60%
Polarity	Vertical	Site / Engineer	AC1 / Kevin
Test Mode	MODE3 -CH102_Ant 1+2	Test Voltage	AC 120V/60Hz

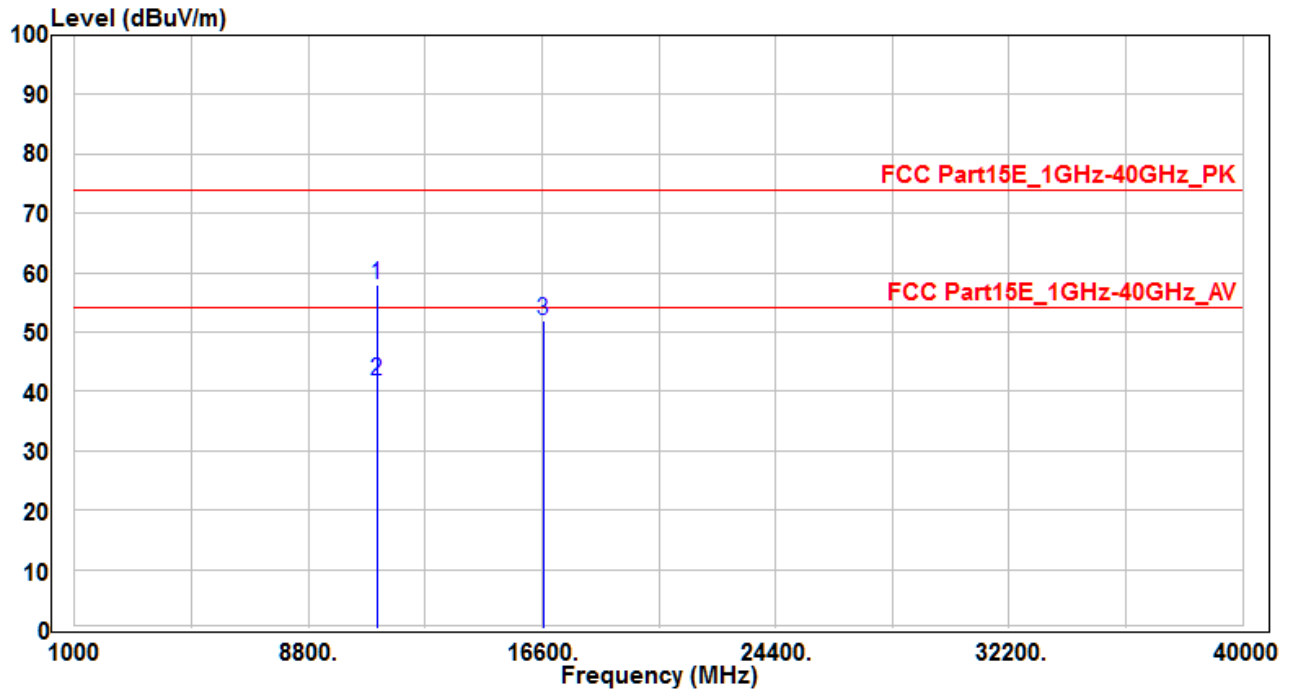


No		Frequency (MHz)	Reading (dBuV)	C.F (dB)	Measurement (dBuV/m)	Margin (dB)	Limit (dBuV)	Height (cm)	Angle (deg)	Remark (QP/PK/AV)
1	*	11020	35.46	18.48	53.94	-20.06	74	100	400	Peak
2		16530	30.05	22.02	52.07	-21.93	74	100	400	Peak

Note :

1. " * " means the worst value in this measurement data °
2. Measure Level (dBuV/m) = Reading Level (dBuV) + Factor (dB) °
3. Factor (dB) = Cable Loss (dB) + Antenna Factor (dB/m) °
4. The emission levels of other frequencies are very lower than the limit and not show in test report °

EUT	VA50EC	Test Date	2017/04/11
Factor	BBHA 9120D (1GHz~18GHz)	Temp. / Humidity	25°C / 60%
Polarity	Horizontal	Site / Engineer	AC1 / Kevin
Test Mode	MODE3 -CH110_Ant 1+2	Test Voltage	AC 120V/60Hz

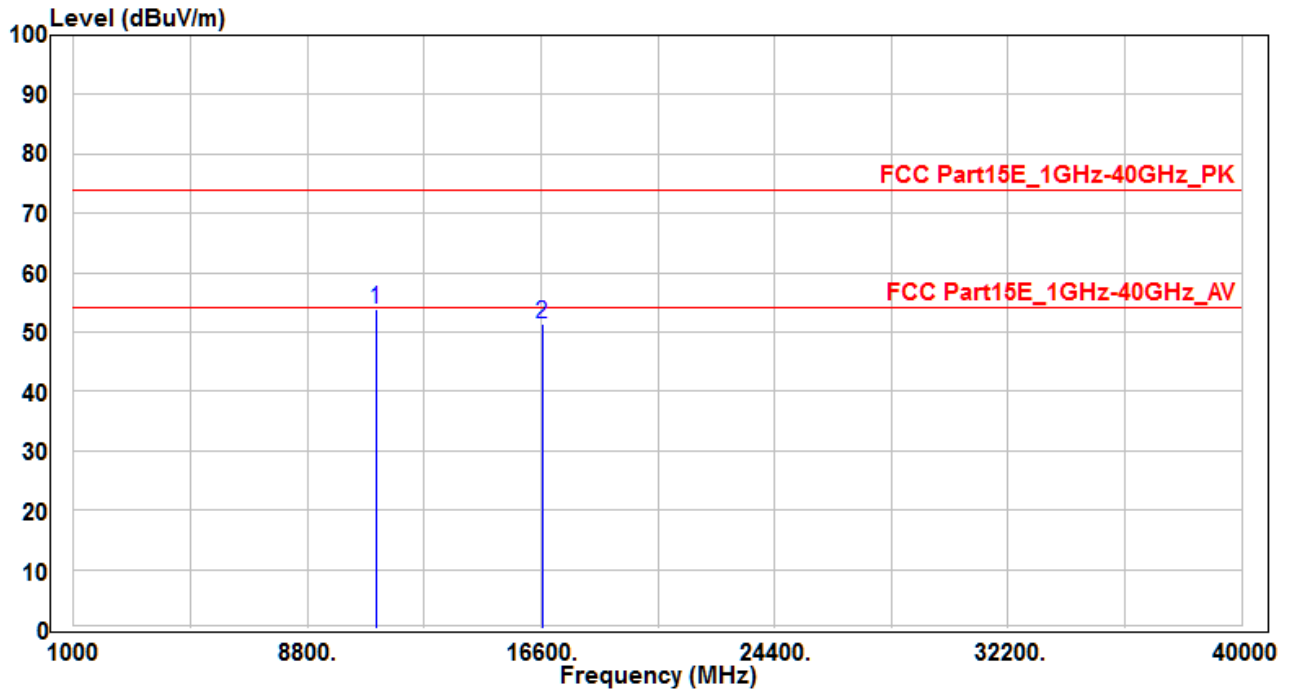


No		Frequency (MHz)	Reading (dBuV)	C.F (dB)	Measurement (dBuV/m)	Margin (dB)	Limit (dBuV)	Height (cm)	Angle (deg)	Remark (QP/PK/AV)
1	*	11100	39.48	18.6	58.08	-15.92	74	100	10	Peak
2	*	11100	23.2	18.6	41.8	-12.2	54	100	10	Average
3		16650	29.2	22.77	51.97	-22.03	74	100	400	Peak

Note :

1. " * " means the worst value in this measurement data °
2. Measure Level (dBuV/m) = Reading Level (dBuV) + Factor (dB) °
3. Factor (dB) = Cable Loss (dB) + Antenna Factor (dB/m) °
4. The emission levels of other frequencies are very lower than the limit and not show in test report °

EUT	VA50EC	Test Date	2017/04/11
Factor	BBHA 9120D (1GHz~18GHz)	Temp. / Humidity	25°C / 60%
Polarity	Vertical	Site / Engineer	AC1 / Kevin
Test Mode	MODE3 -CH110_Ant 1+2	Test Voltage	AC 120V/60Hz

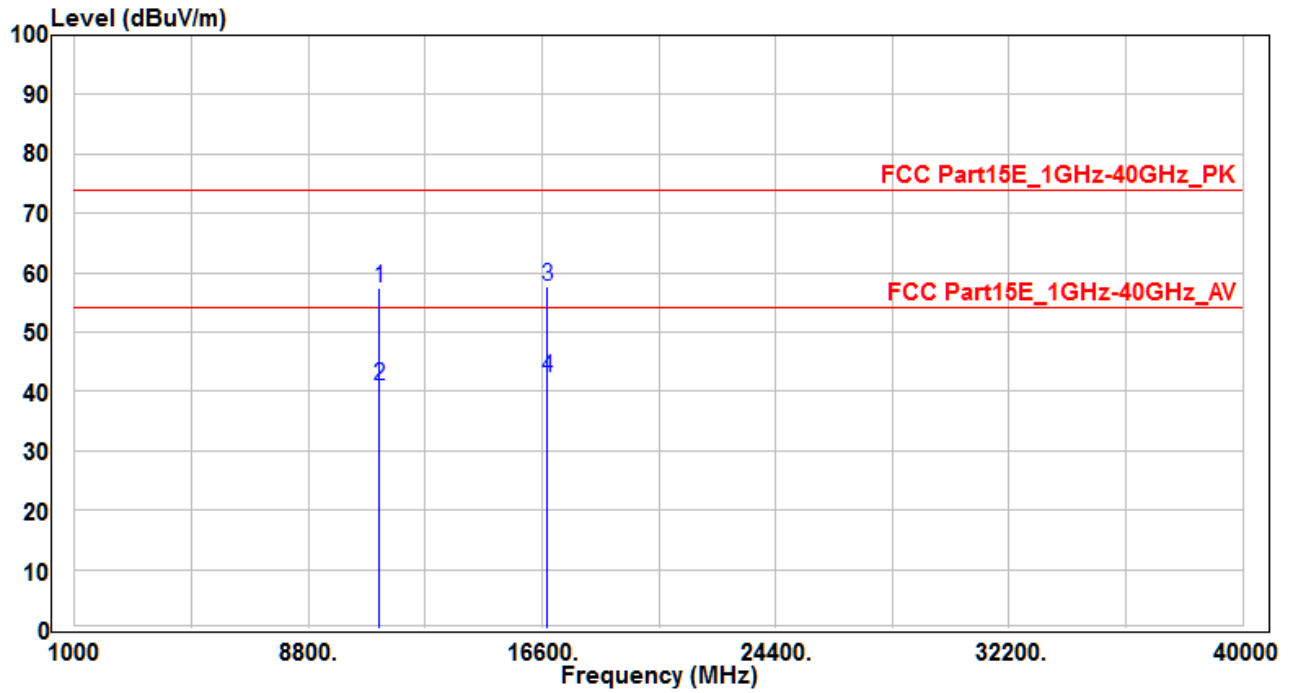


No	Frequency (MHz)	Reading (dBuV)	C.F (dB)	Measurement (dBuV/m)	Margin (dB)	Limit (dBuV)	Height (cm)	Angle (deg)	Remark (QP/PK/AV)
1	*	35.22	18.6	53.82	-20.18	74	100	400	Peak
2		28.68	22.77	51.45	-22.55	74	100	400	Peak

Note :

1. " * " means the worst value in this measurement data °
2. Measure Level (dBuV/m) = Reading Level (dBuV) + Factor (dB) °
3. Factor (dB) = Cable Loss (dB) + Antenna Factor (dB/m) °
4. The emission levels of other frequencies are very lower than the limit and not show in test report °

EUT	VA50EC	Test Date	2017/04/11
Factor	BBHA 9120D (1GHz~18GHz)	Temp. / Humidity	25°C / 60%
Polarity	Horizontal	Site / Engineer	AC1 / Kevin
Test Mode	MODE3 -CH118_Ant 1+2	Test Voltage	AC 120V/60Hz

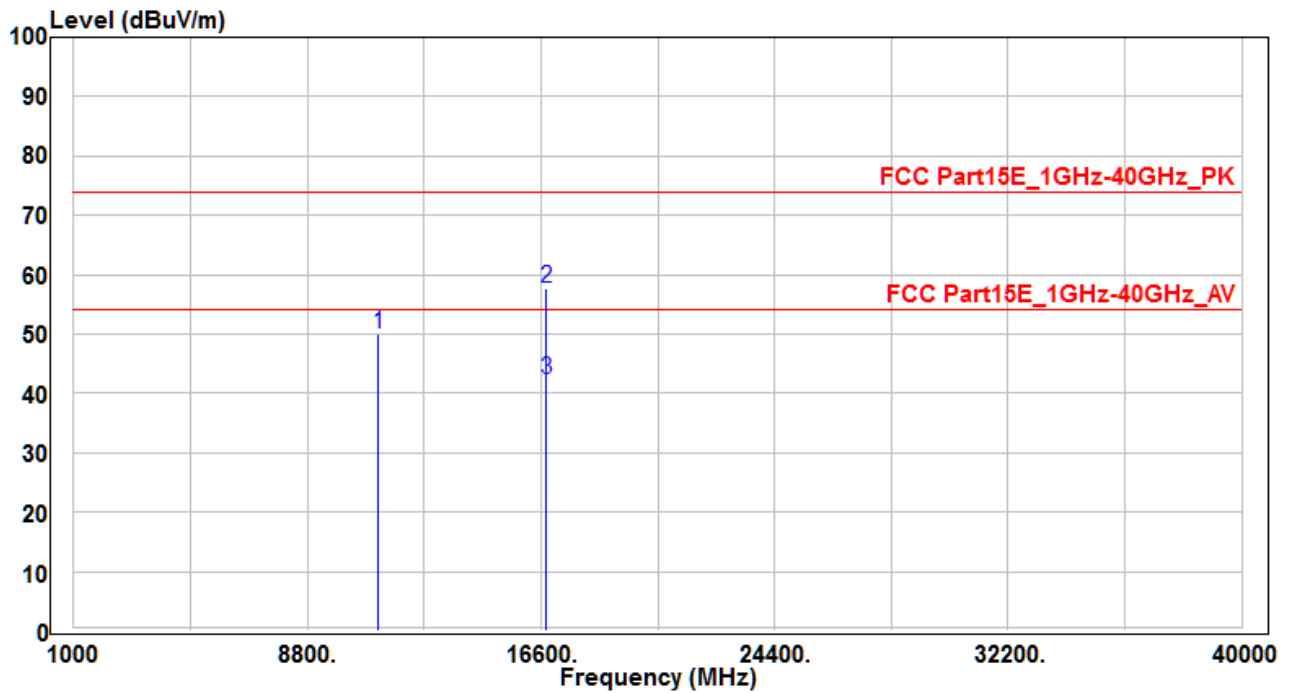


No	Frequency (MHz)	Reading (dBuV)	C.F (dB)	Measurement (dBuV/m)	Margin (dB)	Limit (dBuV)	Height (cm)	Angle (deg)	Remark (QP/PK/AV)
1	11180	38.83	18.72	57.55	-16.45	74	100	360	Peak
2	11180	22.21	18.72	40.93	-13.07	54	100	360	Average
3	* 16770	34.22	23.5	57.72	-16.28	74	100	110	Peak
4	* 16770	18.9	23.5	42.4	-11.6	54	100	110	Average

Note :

- " * " means the worst value in this measurement data °
- Measure Level (dBuV/m) = Reading Level (dBuV) + Factor (dB) °
- Factor (dB) = Cable Loss (dB) + Antenna Factor (dB/m) °
- The emission levels of other frequencies are very lower than the limit and not show in test report °

EUT	VA50EC	Test Date	2017/04/11
Factor	BBHA 9120D (1GHz~18GHz)	Temp. / Humidity	25°C / 60%
Polarity	Vertical	Site / Engineer	AC1 / Kevin
Test Mode	MODE3 -CH118_Ant 1+2	Test Voltage	AC 120V/60Hz

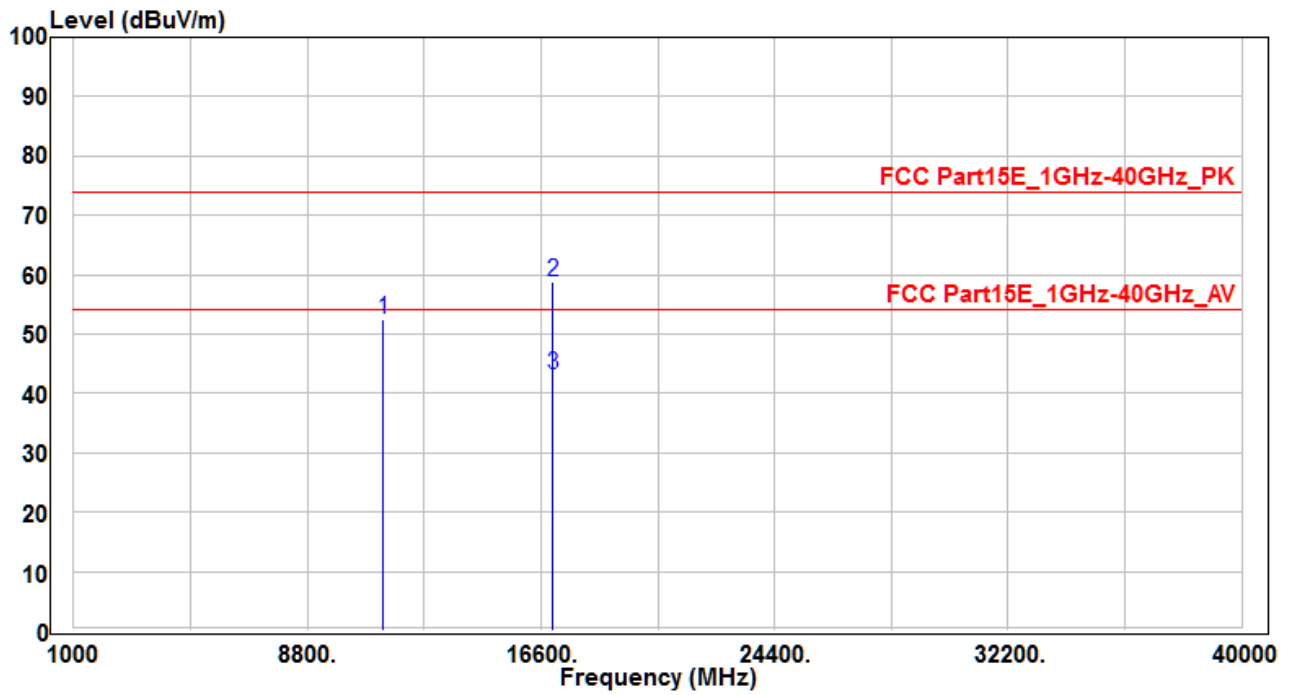


No	Frequency (MHz)	Reading (dBuV)	C.F (dB)	Measurement (dBuV/m)	Margin (dB)	Limit (dBuV)	Height (cm)	Angle (deg)	Remark (QP/PK/AV)
1	*	31.17	18.72	49.89	-24.11	74	100	400	Peak
2		34.33	23.5	57.83	-16.17	74	100	400	Peak
		18.8	23.5	42.3	-11.7	54	100	400	Average

Note :

1. " * " means the worst value in this measurement data °
2. Measure Level (dBuV/m) = Reading Level (dBuV) + Factor (dB) °
3. Factor (dB) = Cable Loss (dB) + Antenna Factor (dB/m) °
4. The emission levels of other frequencies are very lower than the limit and not show in test report °

EUT	VA50EC	Test Date	2017/04/11
Factor	BBHA 9120D (1GHz~18GHz)	Temp. / Humidity	25°C / 60%
Polarity	Horizontal	Site / Engineer	AC1 / Kevin
Test Mode	MODE3 -CH134_Ant 1+2	Test Voltage	AC 120V/60Hz

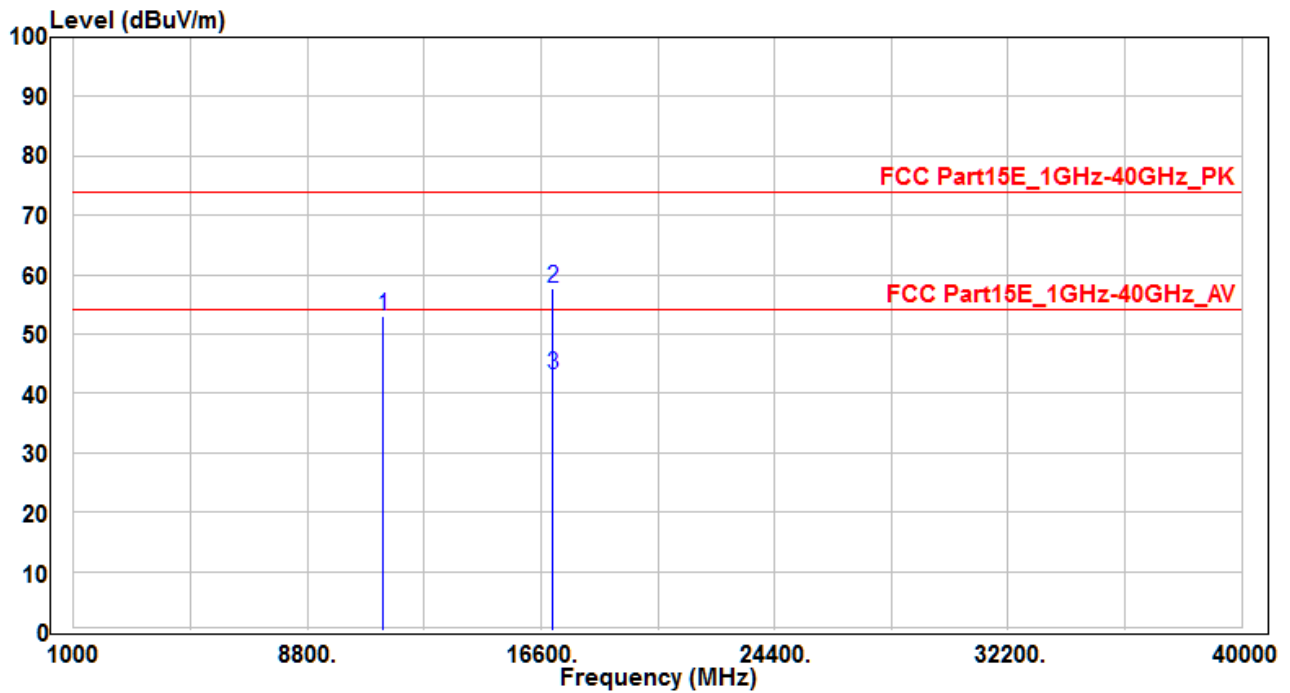


No	Frequency (MHz)	Reading (dBuV)	C.F (dB)	Measurement (dBuV/m)	Margin (dB)	Limit (dBuV)	Height (cm)	Angle (deg)	Remark (QP/PK/AV)
1	11340	33.65	18.96	52.61	-21.39	74	100	400	Peak
2	* 17010	34.17	24.56	58.73	-15.27	74	100	60	Peak
3	* 17010	18.53	24.56	43.09	-10.91	54	100	60	Average

Note :

1. " * " means the worst value in this measurement data ◦
2. Measure Level (dBuV/m) = Reading Level (dBuV) + Factor (dB) ◦
3. Factor (dB) = Cable Loss (dB) + Antenna Factor (dB/m) ◦
4. The emission levels of other frequencies are very lower than the limit and not show in test report ◦

EUT	VA50EC	Test Date	2017/04/11
Factor	BBHA 9120D (1GHz~18GHz)	Temp. / Humidity	25°C / 60%
Polarity	Vertical	Site / Engineer	AC1 / Kevin
Test Mode	MODE3 -CH134_Ant 1+2	Test Voltage	AC 120V/60Hz

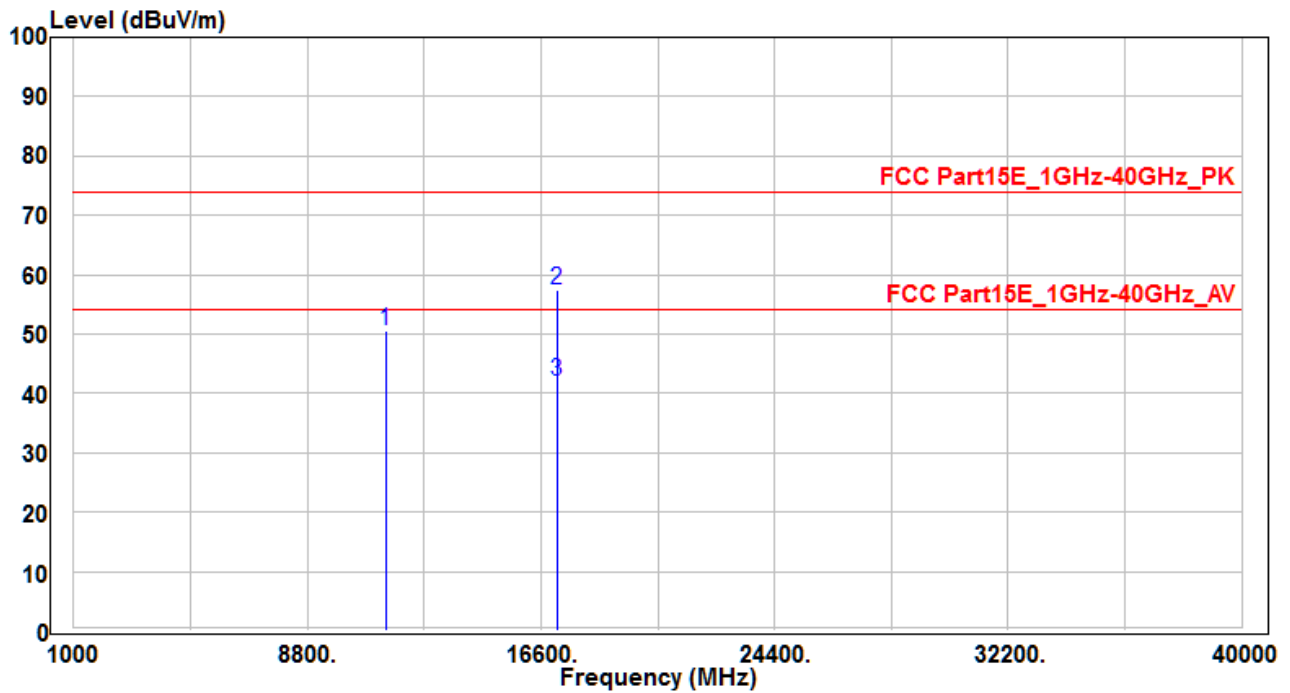


No	Frequency (MHz)	Reading (dBuV)	C.F (dB)	Measurement (dBuV/m)	Margin (dB)	Limit (dBuV)	Height (cm)	Angle (deg)	Remark (QP/PK/AV)
1	11340	34.17	18.96	53.13	-20.87	74	100	400	Peak
2	* 17010	33.27	24.56	57.83	-16.17	74	100	60	Peak
3	* 17010	18.54	24.56	43.1	-10.9	54	100	60	Average

Note :

- "*" means the worst value in this measurement data °
- Measure Level (dBuV/m) = Reading Level (dBuV) + Factor (dB) °
- Factor (dB) = Cable Loss (dB) + Antenna Factor (dB/m) °
- The emission levels of other frequencies are very lower than the limit and not show in test report °

EUT	VA50EC	Test Date	2017/04/11
Factor	BBHA 9120D (1GHz~18GHz)	Temp. / Humidity	25°C / 60%
Polarity	Horizontal	Site / Engineer	AC1 / Kevin
Test Mode	MODE3 -CH142_Ant 1+2	Test Voltage	AC 120V/60Hz

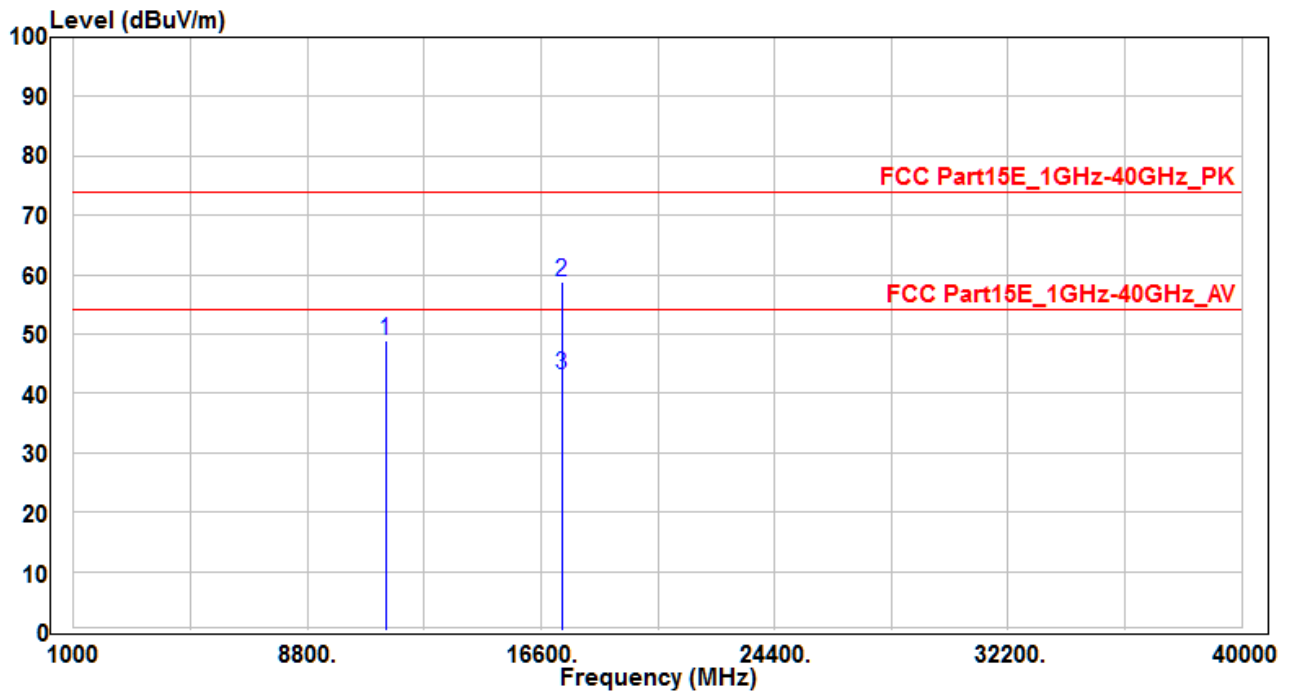


No	Frequency (MHz)	Reading (dBuV)	C.F (dB)	Measurement (dBuV/m)	Margin (dB)	Limit (dBuV)	Height (cm)	Angle (deg)	Remark (QP/PK/AV)
1	11420	31.44	19.15	50.59	-23.41	74	100	400	Peak
2	* 17130	32.37	24.93	57.3	-16.7	74	100	110	Peak
3	* 17130	17.18	24.93	42.11	-11.89	54	100	110	Average

Note :

- "*" means the worst value in this measurement data °
- Measure Level (dBuV/m) = Reading Level (dBuV) + Factor (dB) °
- Factor (dB) = Cable Loss (dB) + Antenna Factor (dB/m) °
- The emission levels of other frequencies are very lower than the limit and not show in test report °

EUT	VA50EC	Test Date	2017/04/11
Factor	BBHA 9120D (1GHz~18GHz)	Temp. / Humidity	25°C / 60%
Polarity	Vertical	Site / Engineer	AC1 / Kevin
Test Mode	MODE3 -CH142_Ant 1+2	Test Voltage	AC 120V/60Hz

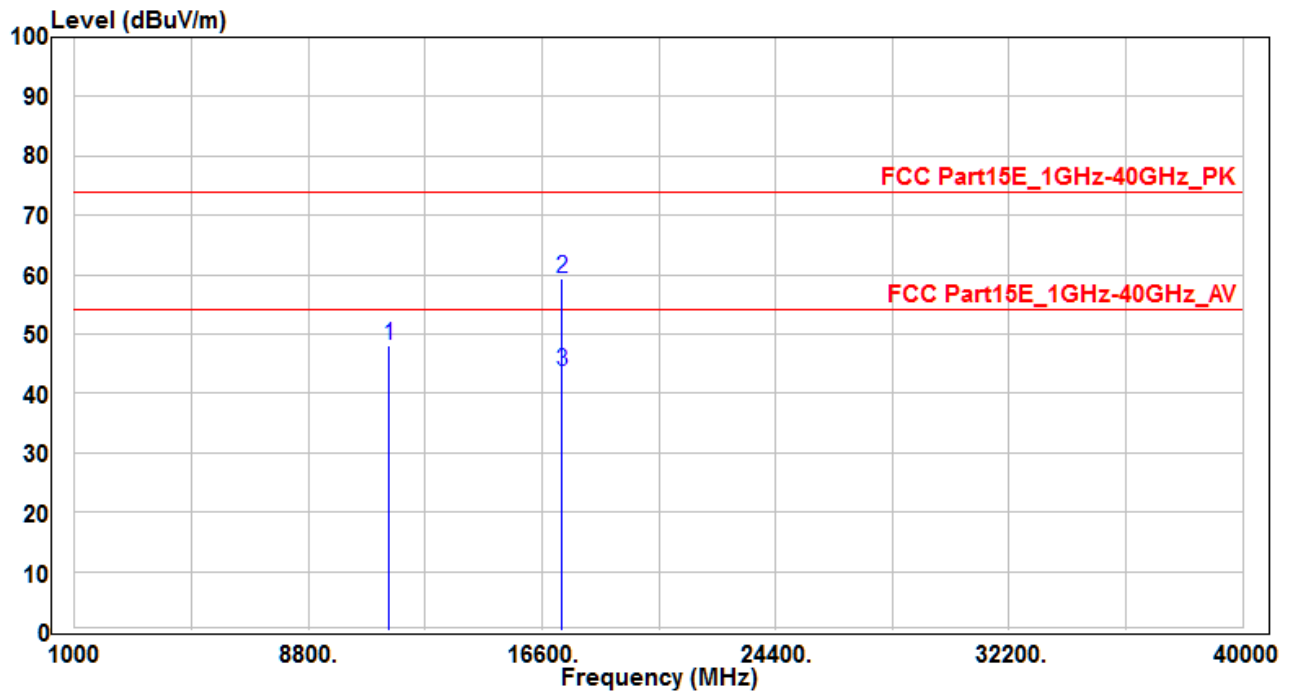


No	Frequency (MHz)	Reading (dBuV)	C.F (dB)	Measurement (dBuV/m)	Margin (dB)	Limit (dBuV)	Height (cm)	Angle (deg)	Remark (QP/PK/AV)
1	11420	29.89	19.15	49.04	-24.96	74	100	400	Peak
2	* 17310	32.94	25.91	58.85	-15.15	74	100	15	Peak
3	* 17310	17.24	25.91	43.15	-10.85	54	100	15	Average

Note :

- "*" means the worst value in this measurement data °
- Measure Level (dBuV/m) = Reading Level (dBuV) + Factor (dB) °
- Factor (dB) = Cable Loss (dB) + Antenna Factor (dB/m) °
- The emission levels of other frequencies are very lower than the limit and not show in test report °

EUT	VA50EC	Test Date	2017/04/11
Factor	BBHA 9120D (1GHz~18GHz)	Temp. / Humidity	25°C / 60%
Polarity	Horizontal	Site / Engineer	AC1 / Kevin
Test Mode	MODE3 -CH151_Ant 1+2	Test Voltage	AC 120V/60Hz

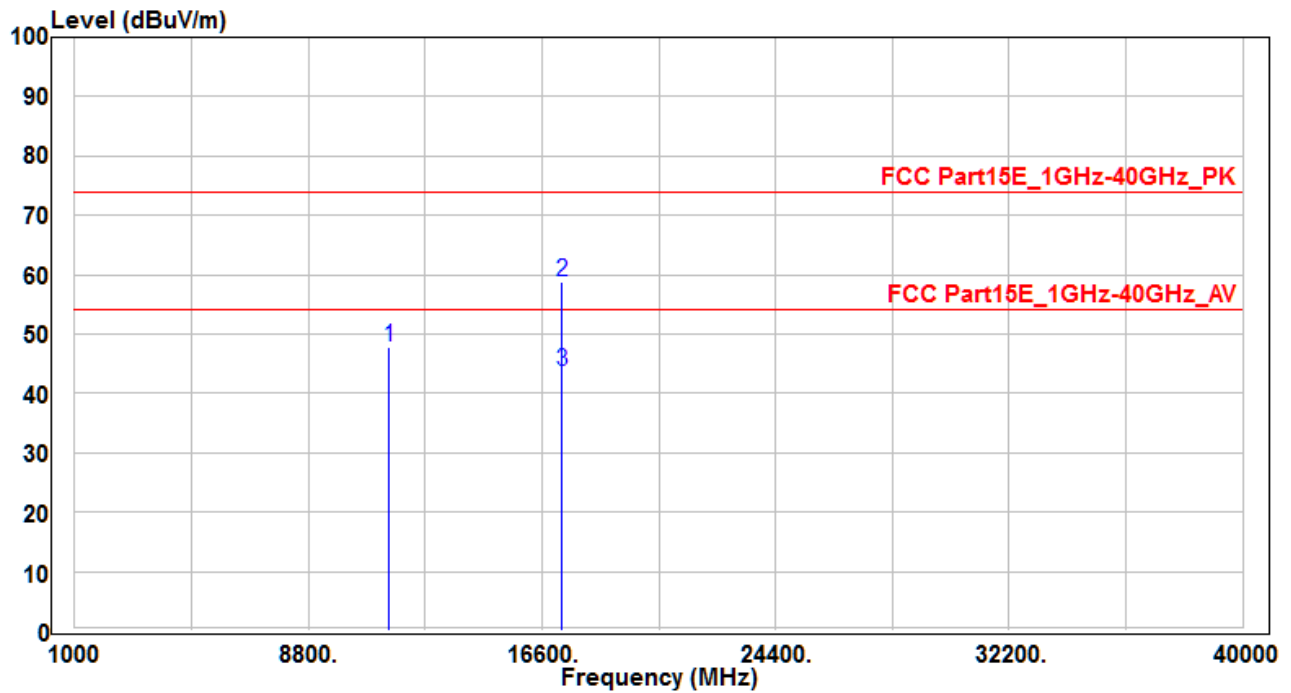


No	Frequency (MHz)	Reading (dBuV)	C.F (dB)	Measurement (dBuV/m)	Margin (dB)	Limit (dBuV)	Height (cm)	Angle (deg)	Remark (QP/PK/AV)
1	11510	28.76	19.38	48.14	-25.86	74	100	400	Peak
2	*	33.77	25.65	59.42	-14.58	74	100	140	Peak
3	*	18.08	25.65	43.73	-10.27	54	100	140	Average

Note :

- "*" means the worst value in this measurement data °
- Measure Level (dBuV/m) = Reading Level (dBuV) + Factor (dB) °
- Factor (dB) = Cable Loss (dB) + Antenna Factor (dB/m) °
- The emission levels of other frequencies are very lower than the limit and not show in test report °

EUT	VA50EC	Test Date	2017/04/11
Factor	BBHA 9120D (1GHz~18GHz)	Temp. / Humidity	25°C / 60%
Polarity	Vertical	Site / Engineer	AC1 / Kevin
Test Mode	MODE3 -CH151_Ant 1+2	Test Voltage	AC 120V/60Hz

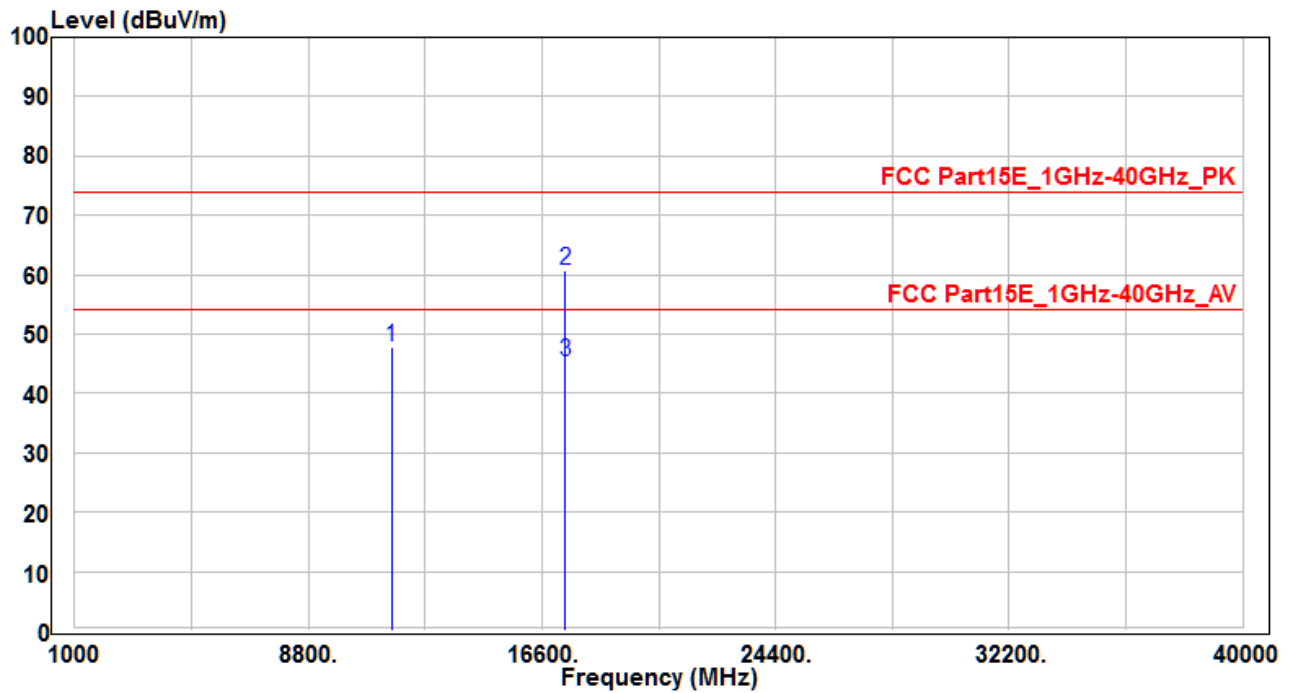


No	Frequency (MHz)	Reading (dBuV)	C.F (dB)	Measurement (dBuV/m)	Margin (dB)	Limit (dBuV)	Height (cm)	Angle (deg)	Remark (QP/PK/AV)
1	11510	28.48	19.38	47.86	-26.14	74	100	400	Peak
2	* 17265	33.05	25.65	58.7	-15.3	74	100	10	Peak
3	* 17265	18.1	25.65	43.75	-10.25	54	100	10	Average

Note :

1. " * " means the worst value in this measurement data °
2. Measure Level (dBuV/m) = Reading Level (dBuV) + Factor (dB) °
3. Factor (dB) = Cable Loss (dB) + Antenna Factor (dB/m) °
4. The emission levels of other frequencies are very lower than the limit and not show in test report °

EUT	VA50EC	Test Date	2017/04/11
Factor	BBHA 9120D (1GHz~18GHz)	Temp. / Humidity	25°C / 60%
Polarity	Horizontal	Site / Engineer	AC1 / Kevin
Test Mode	MODE3 -CH159_Ant 1+2	Test Voltage	AC 120V/60Hz

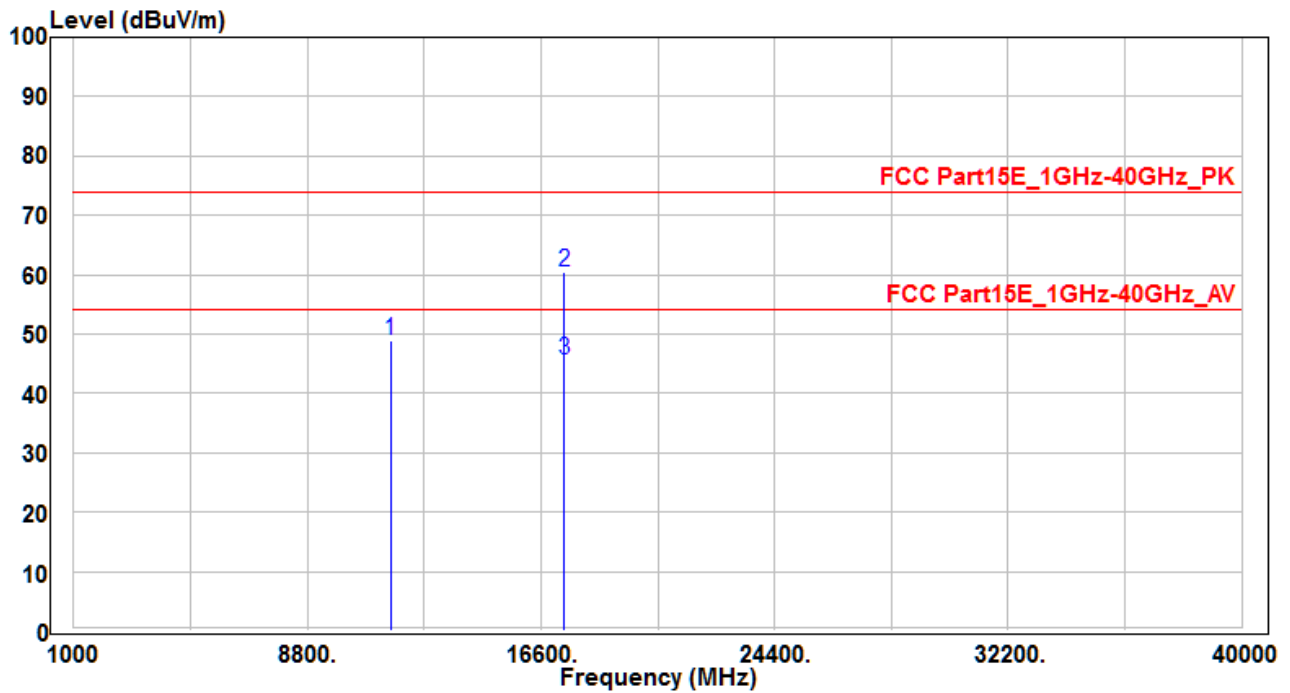


No	Frequency (MHz)	Reading (dBuV)	C.F (dB)	Measurement (dBuV/m)	Margin (dB)	Limit (dBuV)	Height (cm)	Angle (deg)	Remark (QP/PK/AV)
1	11590	28.34	19.46	47.8	-26.2	74	100	400	Peak
2	* 17385	34.3	26.41	60.71	-13.29	74	100	15	Peak
3	* 17385	18.97	26.41	45.38	-8.62	54	100	15	Average

Note :

- "*" means the worst value in this measurement data °
- Measure Level (dBuV/m) = Reading Level (dBuV) + Factor (dB) °
- Factor (dB) = Cable Loss (dB) + Antenna Factor (dB/m) °
- The emission levels of other frequencies are very lower than the limit and not show in test report °

EUT	VA50EC	Test Date	2017/04/11
Factor	BBHA 9120D (1GHz~18GHz)	Temp. / Humidity	25°C / 60%
Polarity	Vertical	Site / Engineer	AC1 / Kevin
Test Mode	MODE3 -CH159_Ant 1+2	Test Voltage	AC 120V/60Hz

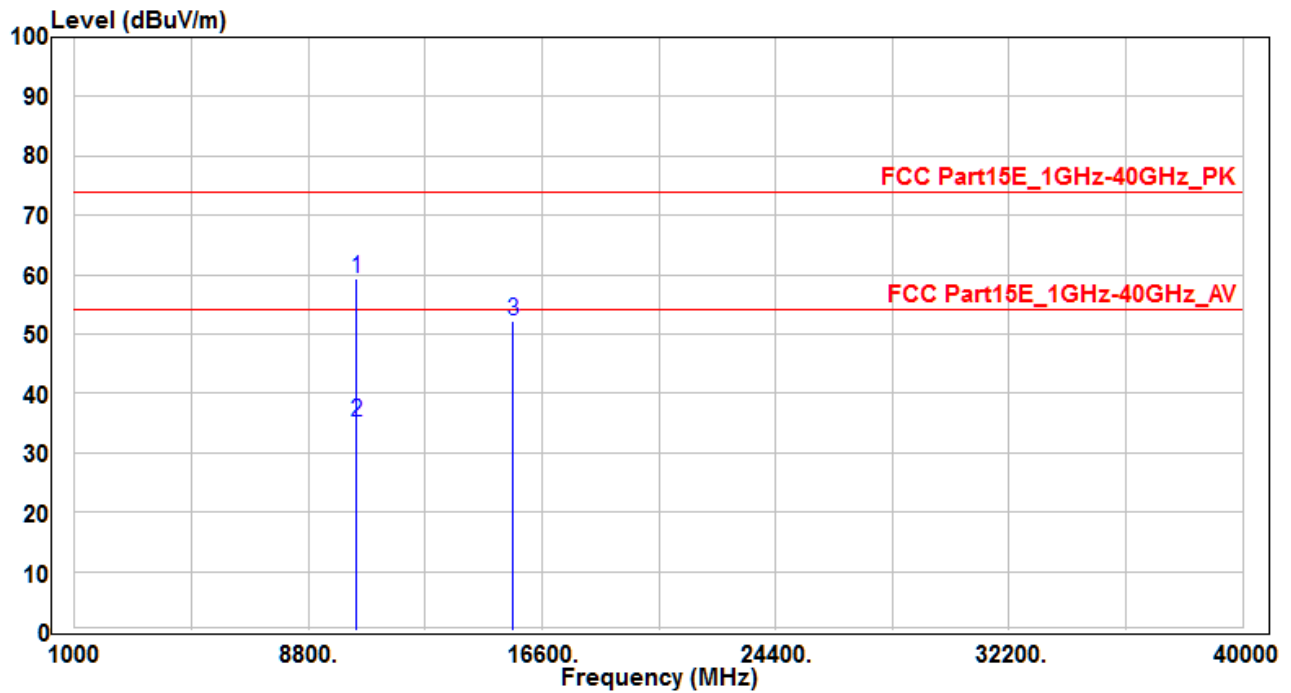


No	Frequency (MHz)	Reading (dBuV)	C.F (dB)	Measurement (dBuV/m)	Margin (dB)	Limit (dBuV)	Height (cm)	Angle (deg)	Remark (QP/PK/AV)
1	11590	29.33	19.46	48.79	-25.21	74	100	400	Peak
2	* 17385	34.08	26.41	60.49	-13.51	74	100	400	Peak
3	* 17385	19.18	26.41	45.59	-8.41	54	100	400	Average

Note :

1. " * " means the worst value in this measurement data °
2. Measure Level (dBuV/m) = Reading Level (dBuV) + Factor (dB) °
3. Factor (dB) = Cable Loss (dB) + Antenna Factor (dB/m) °
4. The emission levels of other frequencies are very lower than the limit and not show in test report °

EUT	VA50EC	Test Date	2017/04/11
Factor	BBHA 9120D (1GHz~18GHz)	Temp. / Humidity	25°C / 60%
Polarity	Horizontal	Site / Engineer	AC1 / Kevin
Test Mode	MODE4 -CH42_Ant 1+2	Test Voltage	AC 120V/60Hz

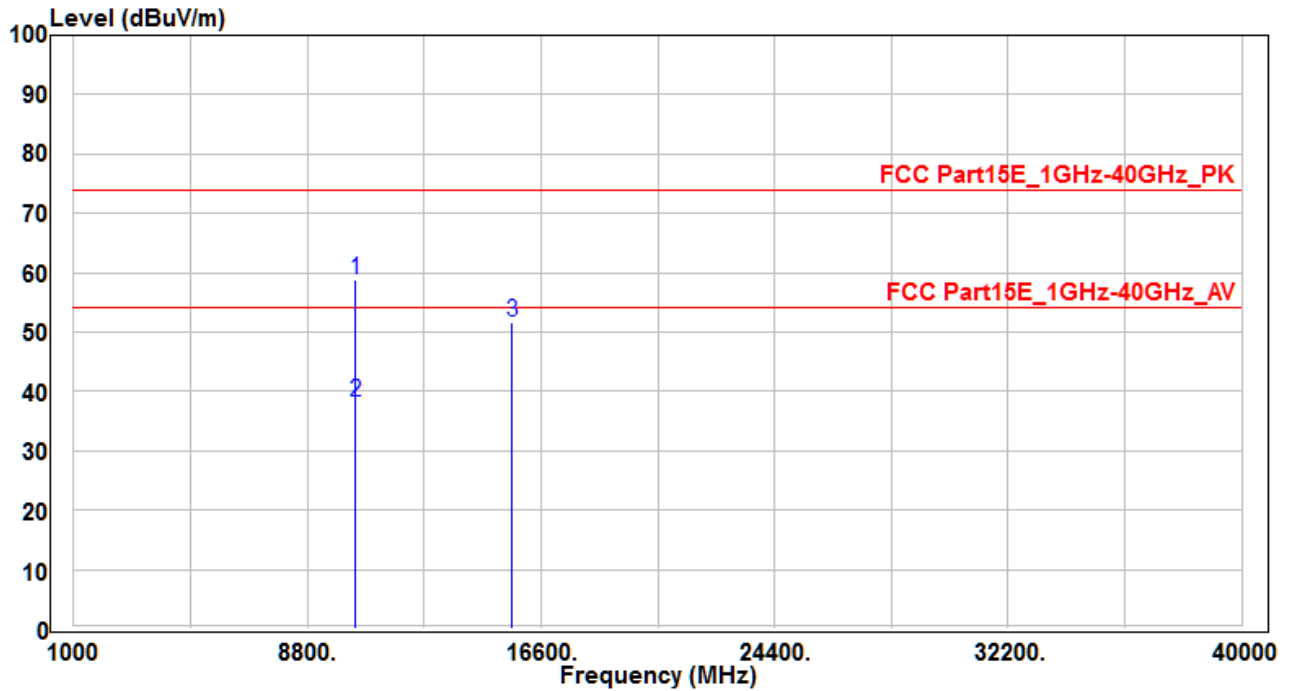


No		Frequency (MHz)	Reading (dBuV)	C.F (dB)	Measurement (dBuV/m)	Margin (dB)	Limit (dBuV)	Height (cm)	Angle (deg)	Remark (QP/PK/AV)
1	*	10420	42.48	16.99	59.47	-14.53	74	100	60	Peak
2	*	10420	18.29	16.99	35.28	-18.72	54	100	60	Average
3		15630	31.86	20.44	52.3	-21.7	74	100	400	Peak

Note :

1. " * " means the worst value in this measurement data °
2. Measure Level (dBuV/m) = Reading Level (dBuV) + Factor (dB) °
3. Factor (dB) = Cable Loss (dB) + Antenna Factor (dB/m) °
4. The emission levels of other frequencies are very lower than the limit and not show in test report °

EUT	VA50EC	Test Date	2017/04/11
Factor	BBHA 9120D (1GHz~18GHz)	Temp. / Humidity	25°C / 60%
Polarity	Vertical	Site / Engineer	AC1 / Kevin
Test Mode	MODE4 -CH42_Ant 1+2	Test Voltage	AC 120V/60Hz

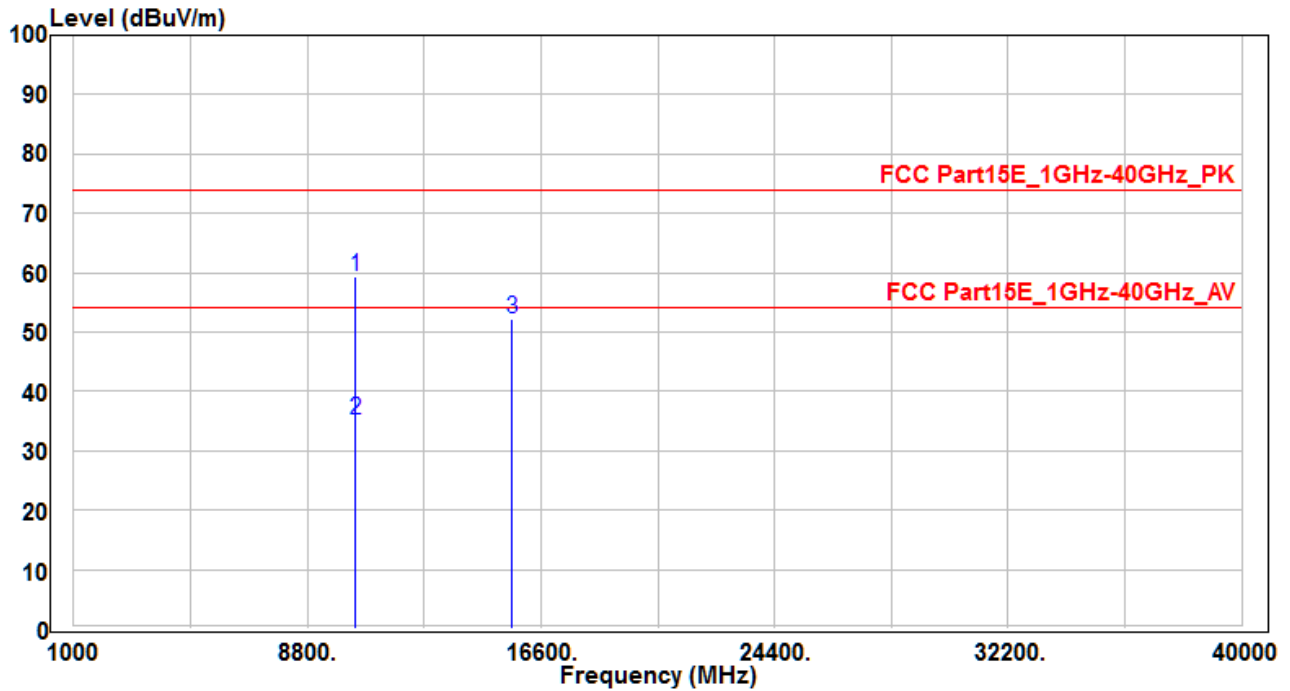


No	Frequency (MHz)	Reading (dBuV)	C.F (dB)	Measurement (dBuV/m)	Margin (dB)	Limit (dBuV)	Height (cm)	Angle (deg)	Remark (QP/PK/AV)
1	*	41.85	16.99	58.84	-15.16	74	100	35	Peak
2	*	21.19	16.99	38.18	-15.82	54	100	35	Average
3		31.22	20.44	51.66	-22.34	74	100	400	Peak

Note :

1. " * " means the worst value in this measurement data °
2. Measure Level (dBuV/m) = Reading Level (dBuV) + Factor (dB) °
3. Factor (dB) = Cable Loss (dB) + Antenna Factor (dB/m) °
4. The emission levels of other frequencies are very lower than the limit and not show in test report °

EUT	VA50EC	Test Date	2017/04/11
Factor	BBHA 9120D (1GHz~18GHz)	Temp. / Humidity	25°C / 60%
Polarity	Horizontal	Site / Engineer	AC1 / Kevin
Test Mode	MODE4 -CH42_Ant 1+2	Test Voltage	AC 120V/60Hz

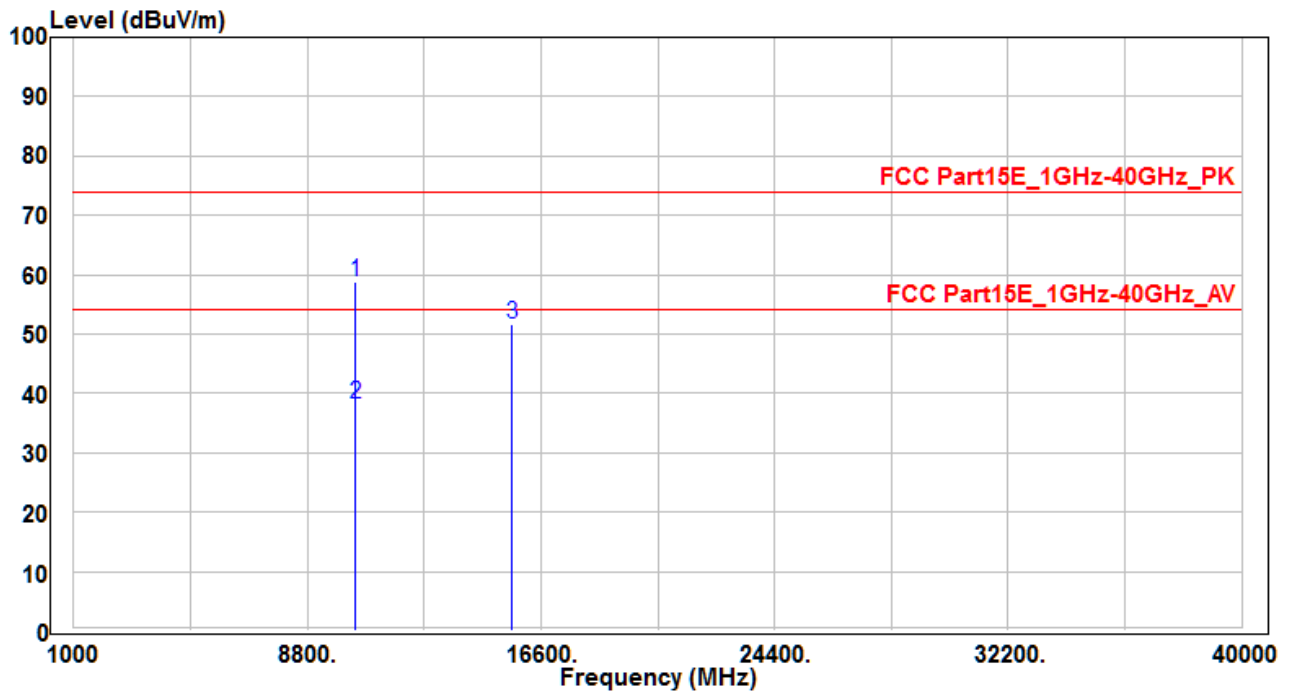


No		Frequency (MHz)	Reading (dBuV)	C.F (dB)	Measurement (dBuV/m)	Margin (dB)	Limit (dBuV)	Height (cm)	Angle (deg)	Remark (QP/PK/AV)
1	*	10420	42.48	16.99	59.47	-14.53	74	100	60	Peak
2	*	10420	18.29	16.99	35.28	-18.72	54	100	60	Average
3		15630	31.86	20.44	52.3	-21.7	74	100	400	Peak

Note :

5. " * " means the worst value in this measurement data °
6. Measure Level (dBuV/m) = Reading Level (dBuV) + Factor (dB) °
7. Factor (dB) = Cable Loss (dB) + Antenna Factor (dB/m) °
8. The emission levels of other frequencies are very lower than the limit and not show in test report °

EUT	VA50EC	Test Date	2017/04/11
Factor	BBHA 9120D (1GHz~18GHz)	Temp. / Humidity	25°C / 60%
Polarity	Vertical	Site / Engineer	AC1 / Kevin
Test Mode	MODE4 -CH42_Ant 1+2	Test Voltage	AC 120V/60Hz

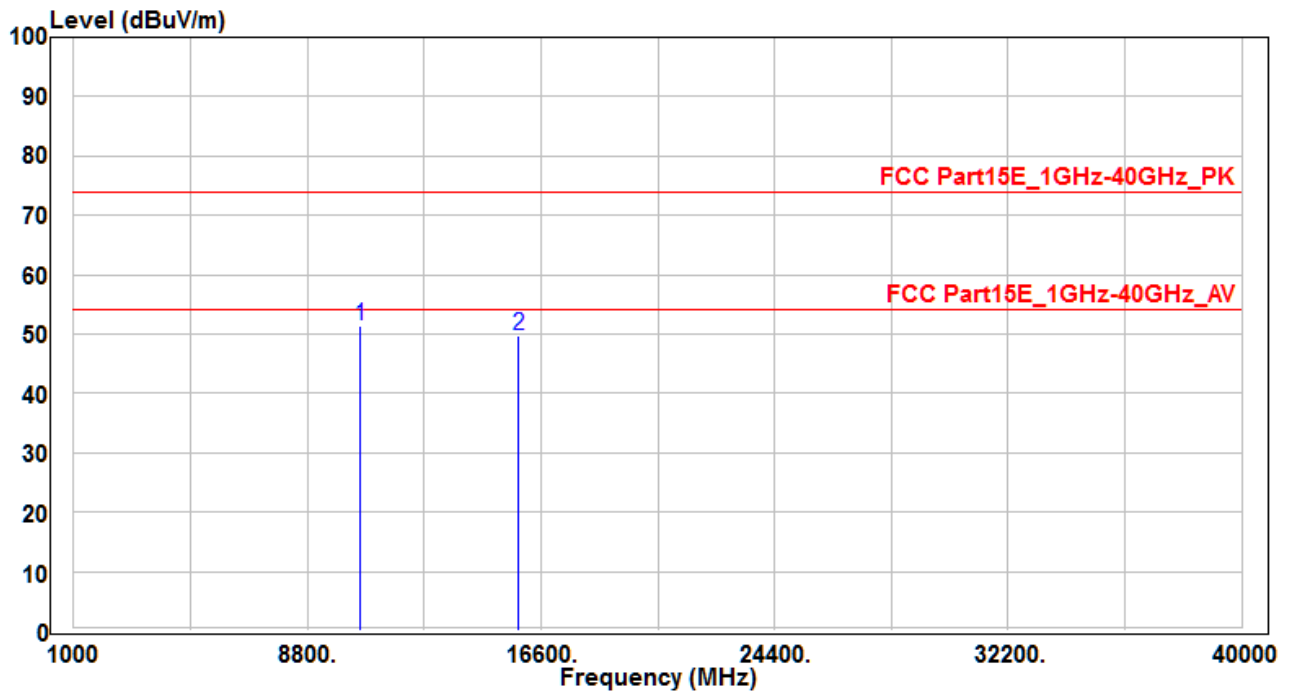


No	Frequency (MHz)	Reading (dBuV)	C.F (dB)	Measurement (dBuV/m)	Margin (dB)	Limit (dBuV)	Height (cm)	Angle (deg)	Remark (QP/PK/AV)
1	*	41.85	16.99	58.84	-15.16	74	100	35	Peak
2	*	21.19	16.99	38.18	-15.82	54	100	35	Average
3		31.22	20.44	51.66	-22.34	74	100	400	Peak

Note :

- "*" means the worst value in this measurement data °
- Measure Level (dBuV/m) = Reading Level (dBuV) + Factor (dB) °
- Factor (dB) = Cable Loss (dB) + Antenna Factor (dB/m) °
- The emission levels of other frequencies are very lower than the limit and not show in test report °

EUT	VA50EC	Test Date	2017/04/11
Factor	BBHA 9120D (1GHz~18GHz)	Temp. / Humidity	25°C / 60%
Polarity	Horizontal	Site / Engineer	AC1 / Kevin
Test Mode	MODE4 -CH58_Ant 1+2	Test Voltage	AC 120V/60Hz

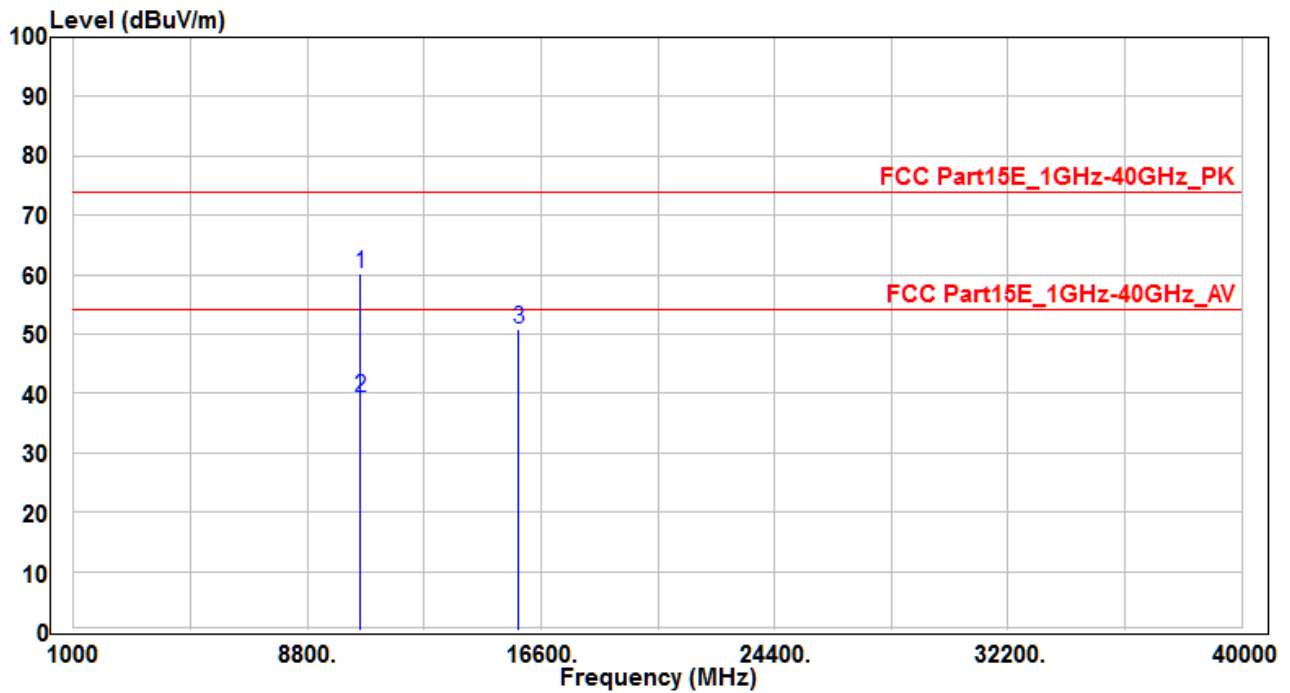


No		Frequency (MHz)	Reading (dBuV)	C.F (dB)	Measurement (dBuV/m)	Margin (dB)	Limit (dBuV)	Height (cm)	Angle (deg)	Remark (QP/PK/AV)
1	*	10580	34.09	17.26	51.35	-22.65	74	100	400	Peak
2		15870	29.27	20.42	49.69	-24.31	74	100	400	Peak

Note :

1. " * " means the worst value in this measurement data °
2. Measure Level (dBuV/m) = Reading Level (dBuV) + Factor (dB) °
3. Factor (dB) = Cable Loss (dB) + Antenna Factor (dB/m) °
4. The emission levels of other frequencies are very lower than the limit and not show in test report °

EUT	VA50EC	Test Date	2017/04/11
Factor	BBHA 9120D (1GHz~18GHz)	Temp. / Humidity	25°C / 60%
Polarity	Vertical	Site / Engineer	AC1 / Kevin
Test Mode	MODE4 -CH58_Ant 1+2	Test Voltage	AC 120V/60Hz

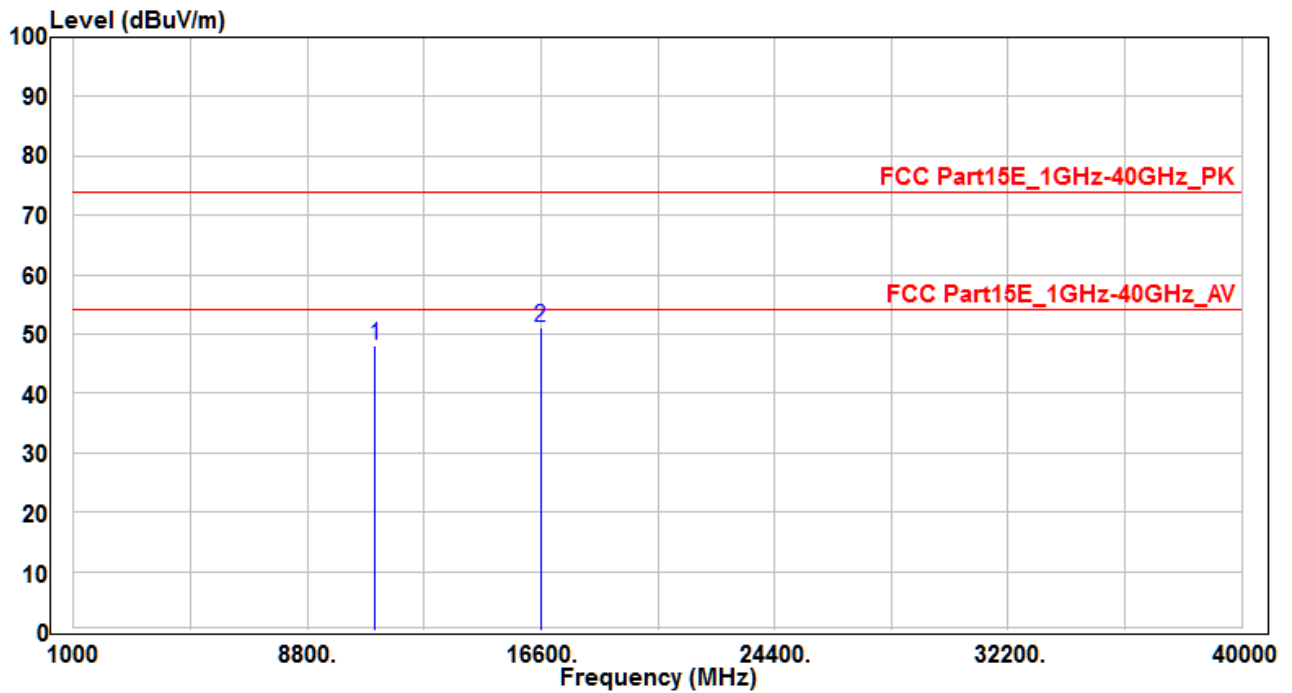


No	Frequency (MHz)	Reading (dBuV)	C.F (dB)	Measurement (dBuV/m)	Margin (dB)	Limit (dBuV)	Height (cm)	Angle (deg)	Remark (QP/PK/AV)
1	*	42.84	17.26	60.1	-13.9	74	100	35	Peak
2	*	21.96	17.26	39.22	-14.78	54	100	35	Average
3		30.36	20.42	50.78	-23.22	74	100	400	Peak

Note :

1. " * " means the worst value in this measurement data °
2. Measure Level (dBuV/m) = Reading Level (dBuV) + Factor (dB) °
3. Factor (dB) = Cable Loss (dB) + Antenna Factor (dB/m) °
4. The emission levels of other frequencies are very lower than the limit and not show in test report °

EUT	VA50EC	Test Date	2017/04/11
Factor	BBHA 9120D (1GHz~18GHz)	Temp. / Humidity	25°C / 60%
Polarity	Horizontal	Site / Engineer	AC1 / Kevin
Test Mode	MODE4 -CH106_Ant 1+2	Test Voltage	AC 120V/60Hz

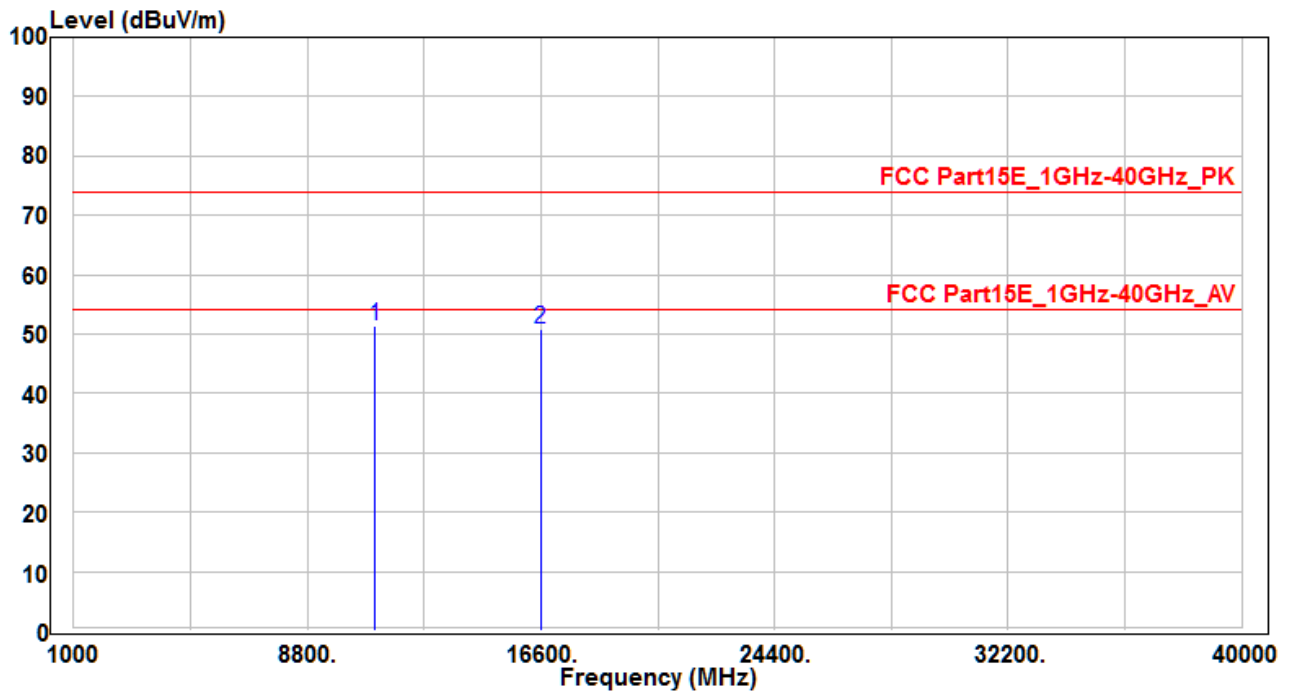


No	Frequency (MHz)	Reading (dBuV)	C.F (dB)	Measurement (dBuV/m)	Margin (dB)	Limit (dBuV)	Height (cm)	Angle (deg)	Remark (QP/PK/AV)
1	11060	29.52	18.53	48.05	-25.95	74	100	400	Peak
2	* 16590	28.82	22.37	51.19	-22.81	74	100	400	Peak

Note :

1. " * " means the worst value in this measurement data °
2. Measure Level (dBuV/m) = Reading Level (dBuV) + Factor (dB) °
3. Factor (dB) = Cable Loss (dB) + Antenna Factor (dB/m) °
4. The emission levels of other frequencies are very lower than the limit and not show in test report °

EUT	VA50EC	Test Date	2017/04/11
Factor	BBHA 9120D (1GHz~18GHz)	Temp. / Humidity	25°C / 60%
Polarity	Vertical	Site / Engineer	AC1 / Kevin
Test Mode	MODE4 -CH106_Ant 1+2	Test Voltage	AC 120V/60Hz

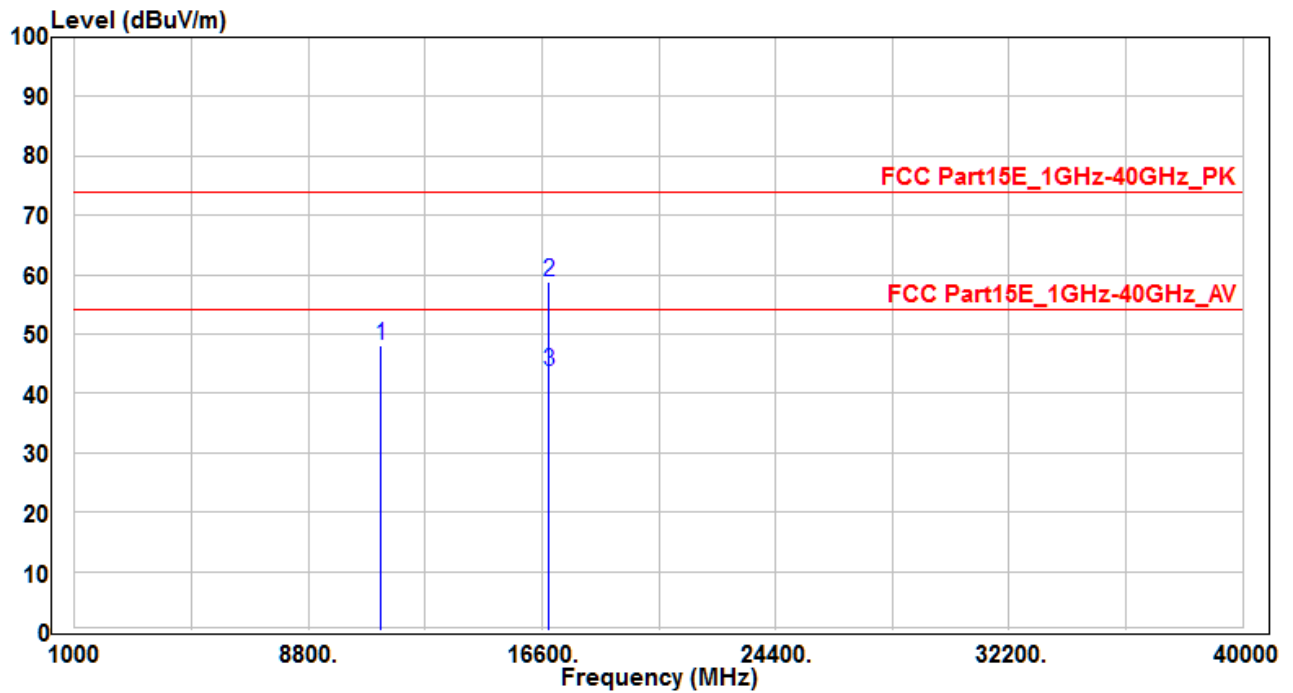


No		Frequency (MHz)	Reading (dBuV)	C.F (dB)	Measurement (dBuV/m)	Margin (dB)	Limit (dBuV)	Height (cm)	Angle (deg)	Remark (QP/PK/AV)
1	*	11060	32.92	18.53	51.45	-22.55	74	100	400	Peak
2		16590	28.36	22.37	50.73	-23.27	74	100	400	Peak

Note :

1. " * " means the worst value in this measurement data °
2. Measure Level (dBuV/m) = Reading Level (dBuV) + Factor (dB) °
3. Factor (dB) = Cable Loss (dB) + Antenna Factor (dB/m) °
4. The emission levels of other frequencies are very lower than the limit and not show in test report °

EUT	VA50EC	Test Date	2017/04/11
Factor	BBHA 9120D (1GHz~18GHz)	Temp. / Humidity	25°C / 60%
Polarity	Horizontal	Site / Engineer	AC1 / Kevin
Test Mode	MODE4 -CH122_Ant 1+2	Test Voltage	AC 120V/60Hz

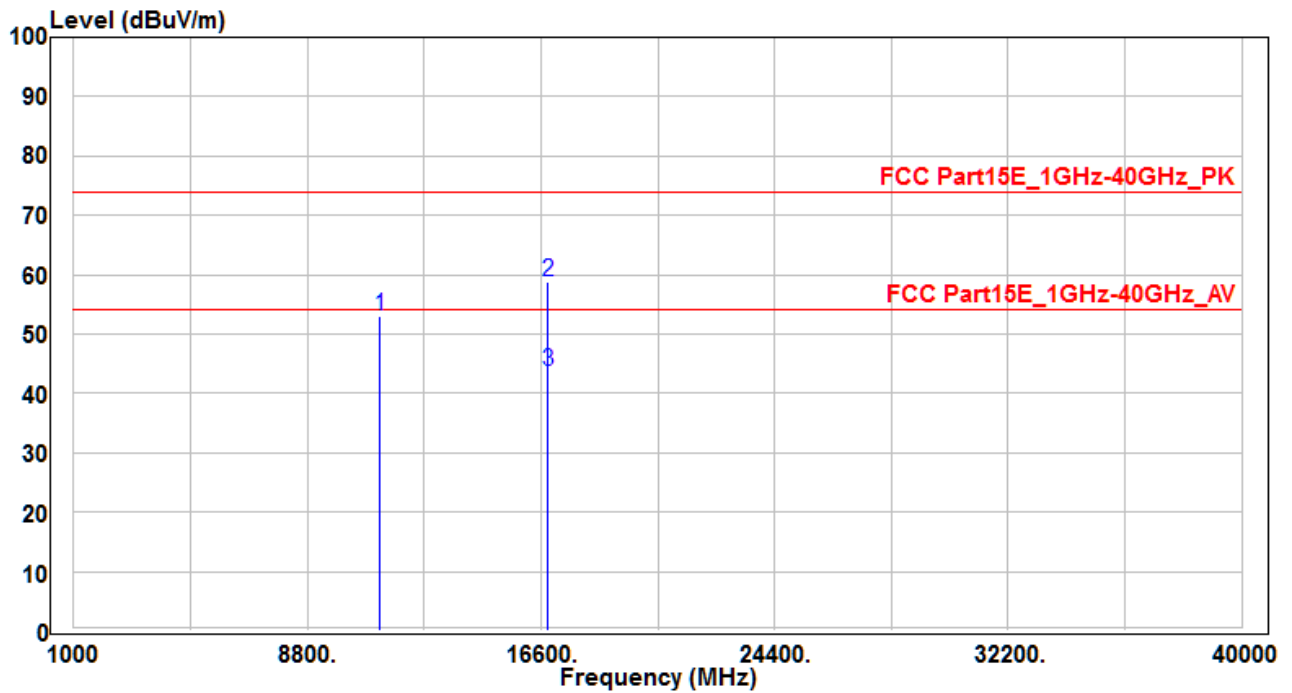


No	Frequency (MHz)	Reading (dBuV)	C.F (dB)	Measurement (dBuV/m)	Margin (dB)	Limit (dBuV)	Height (cm)	Angle (deg)	Remark (QP/PK/AV)
1	11220	29.42	18.77	48.19	-25.81	74	100	400	Peak
2	*	35.04	23.88	58.92	-15.08	74	100	10	Peak
3	*	19.91	23.88	43.79	-10.21	54	100	10	Average

Note :

- "*" means the worst value in this measurement data °
- Measure Level (dBuV/m) = Reading Level (dBuV) + Factor (dB) °
- Factor (dB) = Cable Loss (dB) + Antenna Factor (dB/m) °
- The emission levels of other frequencies are very lower than the limit and not show in test report °

EUT	VA50EC	Test Date	2017/04/11
Factor	BBHA 9120D (1GHz~18GHz)	Temp. / Humidity	25°C / 60%
Polarity	Vertical	Site / Engineer	AC1 / Kevin
Test Mode	MODE4 -CH122_Ant 1+2	Test Voltage	AC 120V/60Hz

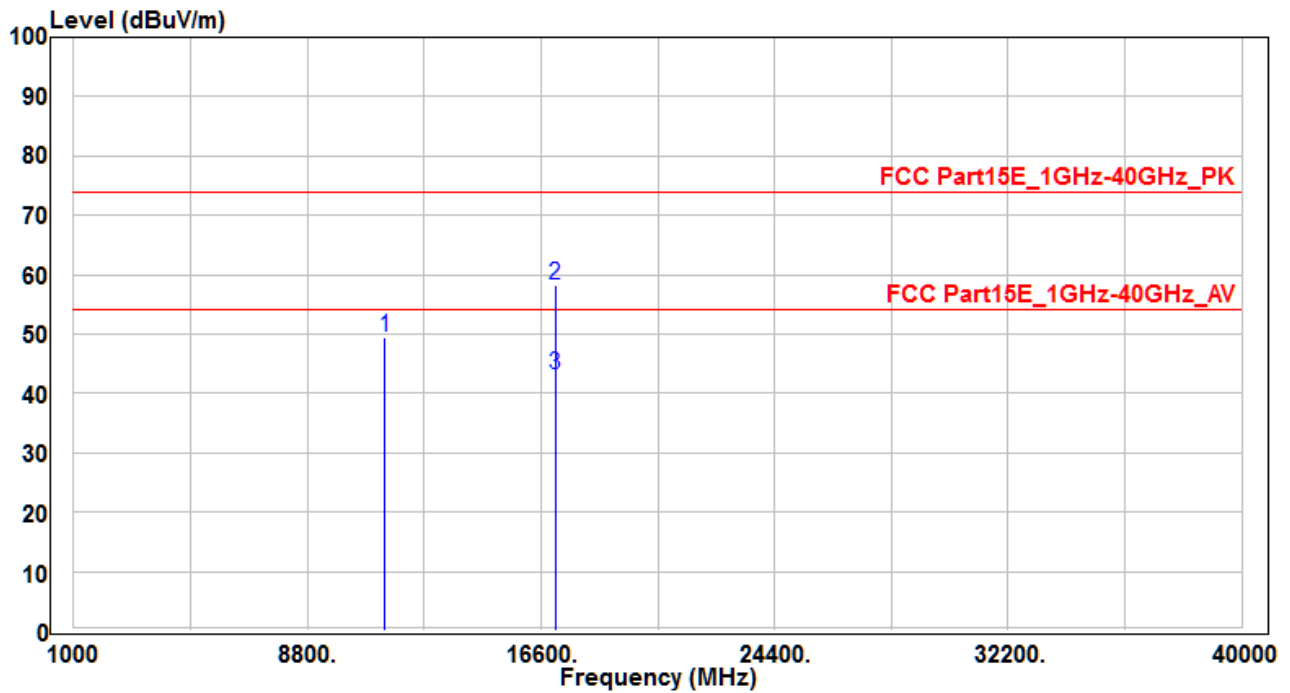


No		Frequency (MHz)	Reading (dBuV)	C.F (dB)	Measurement (dBuV/m)	Margin (dB)	Limit (dBuV)	Height (cm)	Angle (deg)	Remark (QP/PK/AV)
1	*	11220	34.19	18.77	52.96	-21.04	74	100	400	Peak
2	*	16830	34.87	23.88	58.75	-15.25	74	100	60	Peak
3		16830	19.92	23.88	43.8	-10.2	54	100	60	Average

Note :

1. " * " means the worst value in this measurement data °
2. Measure Level (dBuV/m) = Reading Level (dBuV) + Factor (dB) °
3. Factor (dB) = Cable Loss (dB) + Antenna Factor (dB/m) °
4. The emission levels of other frequencies are very lower than the limit and not show in test report °

EUT	VA50EC	Test Date	2017/04/11
Factor	BBHA 9120D (1GHz~18GHz)	Temp. / Humidity	25°C / 60%
Polarity	Horizontal	Site / Engineer	AC1 / Kevin
Test Mode	MODE4 -CH138_Ant 1+2	Test Voltage	AC 120V/60Hz

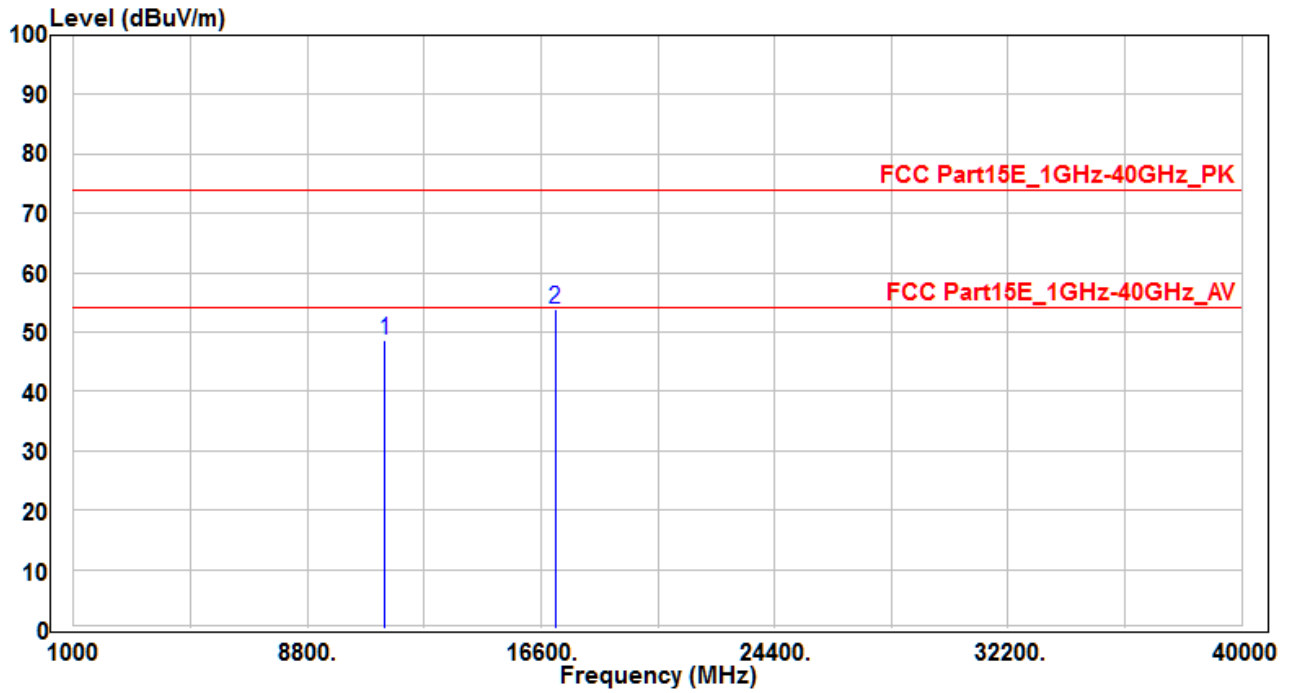


No	Frequency (MHz)	Reading (dBuV)	C.F (dB)	Measurement (dBuV/m)	Margin (dB)	Limit (dBuV)	Height (cm)	Angle (deg)	Remark (QP/PK/AV)
1	11380	30.42	19.06	49.48	-24.52	74	100	400	Peak
2	* 17070	33.42	24.74	58.16	-15.84	74	100	330	Peak
3	* 17070	18.36	24.74	43.1	-10.9	54	100	330	Average

Note :

- "*" means the worst value in this measurement data °
- Measure Level (dBuV/m) = Reading Level (dBuV) + Factor (dB) °
- Factor (dB) = Cable Loss (dB) + Antenna Factor (dB/m) °
- The emission levels of other frequencies are very lower than the limit and not show in test report °

EUT	VA50EC	Test Date	2017/04/11
Factor	BBHA 9120D (1GHz~18GHz)	Temp. / Humidity	25°C / 60%
Polarity	Vertical	Site / Engineer	AC1 / Kevin
Test Mode	MODE4 -CH138_Ant 1+2	Test Voltage	AC 120V/60Hz

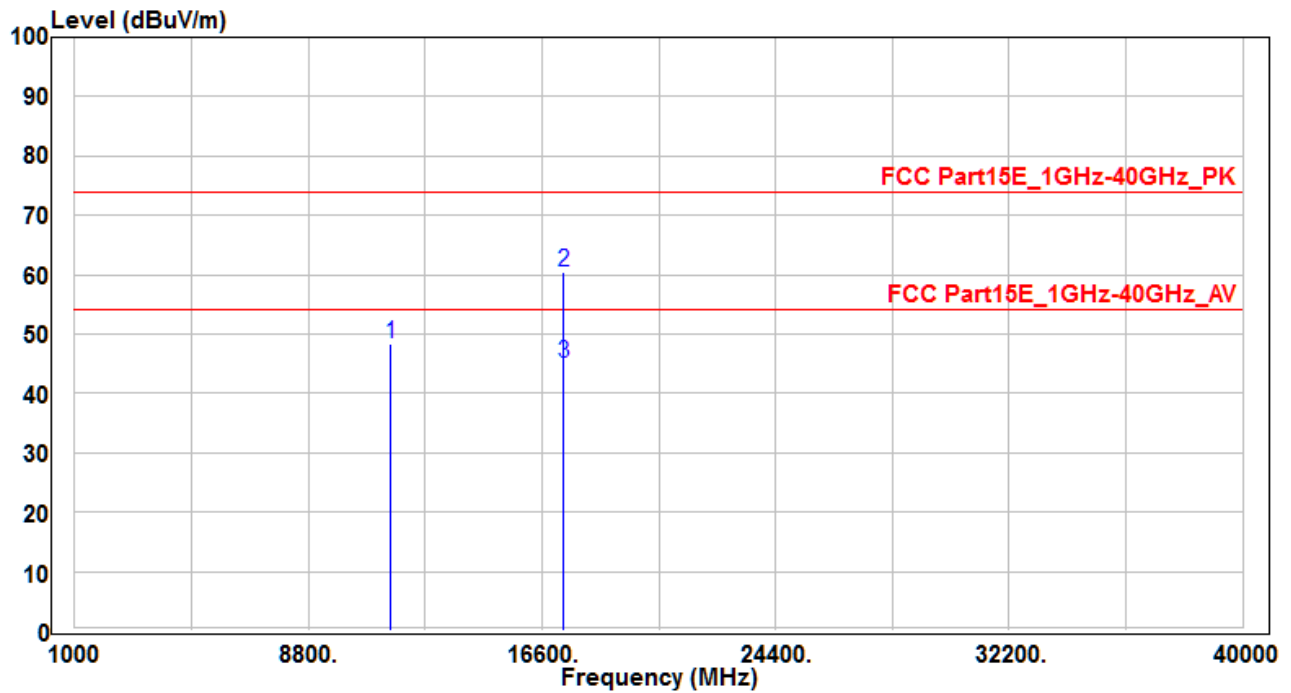


No	Frequency (MHz)	Reading (dBuV)	C.F (dB)	Measurement (dBuV/m)	Margin (dB)	Limit (dBuV)	Height (cm)	Angle (deg)	Remark (QP/PK/AV)
1	11380	29.68	19.06	48.74	-25.26	74	100	400	Peak
2	* 17070	29.06	24.74	53.8	-20.2	74	100	400	Peak

Note :

1. " * " means the worst value in this measurement data °
2. Measure Level (dBuV/m) = Reading Level (dBuV) + Factor (dB) °
3. Factor (dB) = Cable Loss (dB) + Antenna Factor (dB/m) °
4. The emission levels of other frequencies are very lower than the limit and not show in test report °

EUT	VA50EC	Test Date	2017/04/11
Factor	BBHA 9120D (1GHz~18GHz)	Temp. / Humidity	25°C / 60%
Polarity	Horizontal	Site / Engineer	AC1 / Kevin
Test Mode	MODE4 -CH155_Ant 1+2	Test Voltage	AC 120V/60Hz

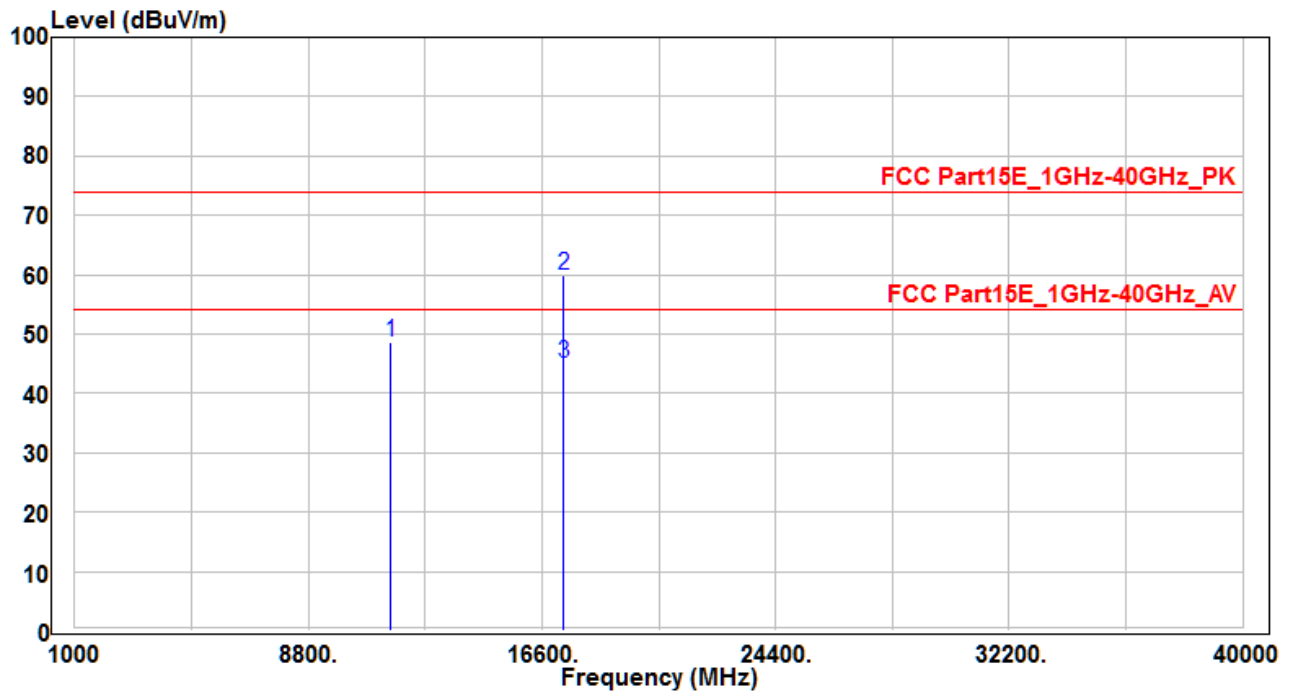


No	Frequency (MHz)	Reading (dBuV)	C.F (dB)	Measurement (dBuV/m)	Margin (dB)	Limit (dBuV)	Height (cm)	Angle (deg)	Remark (QP/PK/AV)
1	11550	28.84	19.46	48.3	-25.7	74	100	400	Peak
2	*	34.58	26	60.58	-13.42	74	100	-15	Peak
3	*	19.02	26	45.02	-8.98	54	100	-15	Average

Note :

1. " * " means the worst value in this measurement data °
2. Measure Level (dBuV/m) = Reading Level (dBuV) + Factor (dB) °
3. Factor (dB) = Cable Loss (dB) + Antenna Factor (dB/m) °
4. The emission levels of other frequencies are very lower than the limit and not show in test report °

EUT	VA50EC	Test Date	2017/04/11
Factor	BBHA 9120D (1GHz~18GHz)	Temp. / Humidity	25°C / 60%
Polarity	Vertical	Site / Engineer	AC1 / Kevin
Test Mode	MODE4 -CH155_Ant 1+2	Test Voltage	AC 120V/60Hz

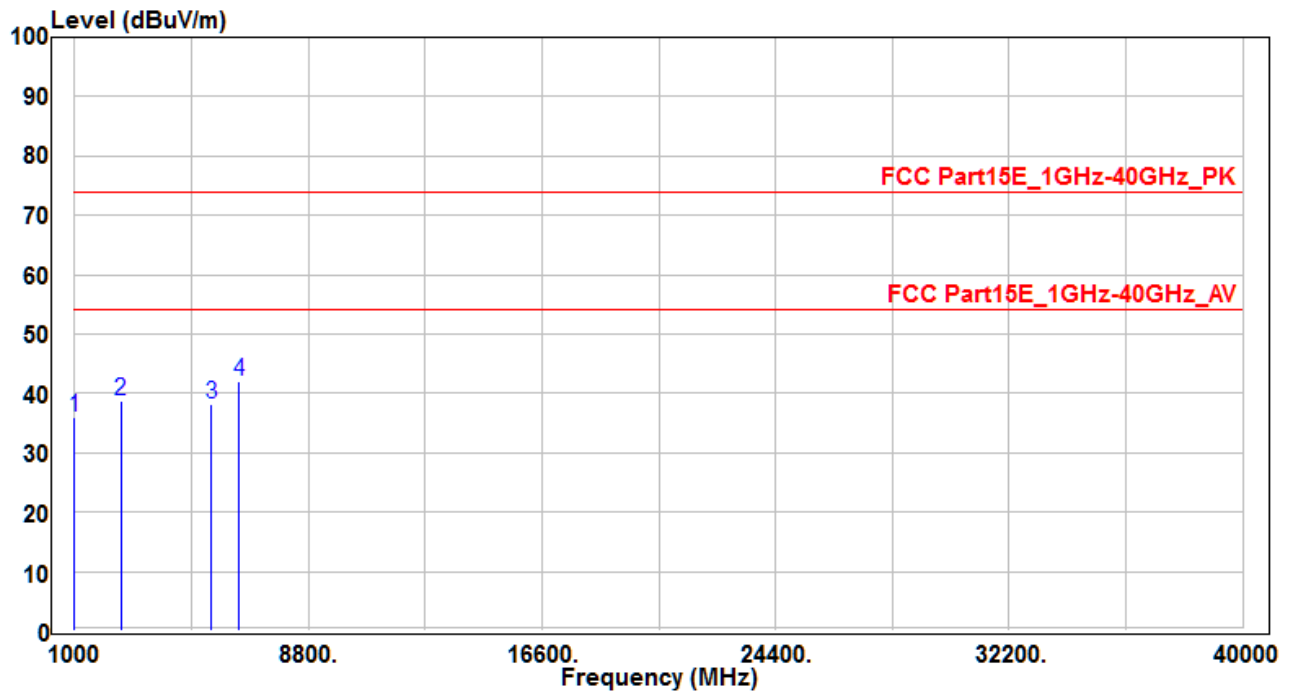


No	Frequency (MHz)	Reading (dBuV)	C.F (dB)	Measurement (dBuV/m)	Margin (dB)	Limit (dBuV)	Height (cm)	Angle (deg)	Remark (QP/PK/AV)
1	11550	29.07	19.46	48.53	-25.47	74	100	400	Peak
2	* 17325	33.93	26	59.93	-14.07	74	100	10	Peak
3	* 17325	19.07	26	45.07	-8.93	54	100	10	Average

Note :

1. " * " means the worst value in this measurement data °
2. Measure Level (dBuV/m) = Reading Level (dBuV) + Factor (dB) °
3. Factor (dB) = Cable Loss (dB) + Antenna Factor (dB/m) °
4. The emission levels of other frequencies are very lower than the limit and not show in test report °

EUT	VA50EC	Test Date	2017/04/11
Factor	BBHA 9120D (1GHz~18GHz)	Temp. / Humidity	25°C / 60%
Polarity	Horizontal	Site / Engineer	AC1 / Kevin
Test Mode	MODE5 -CH157_Ant 1+2	Test Voltage	AC 120V/60Hz

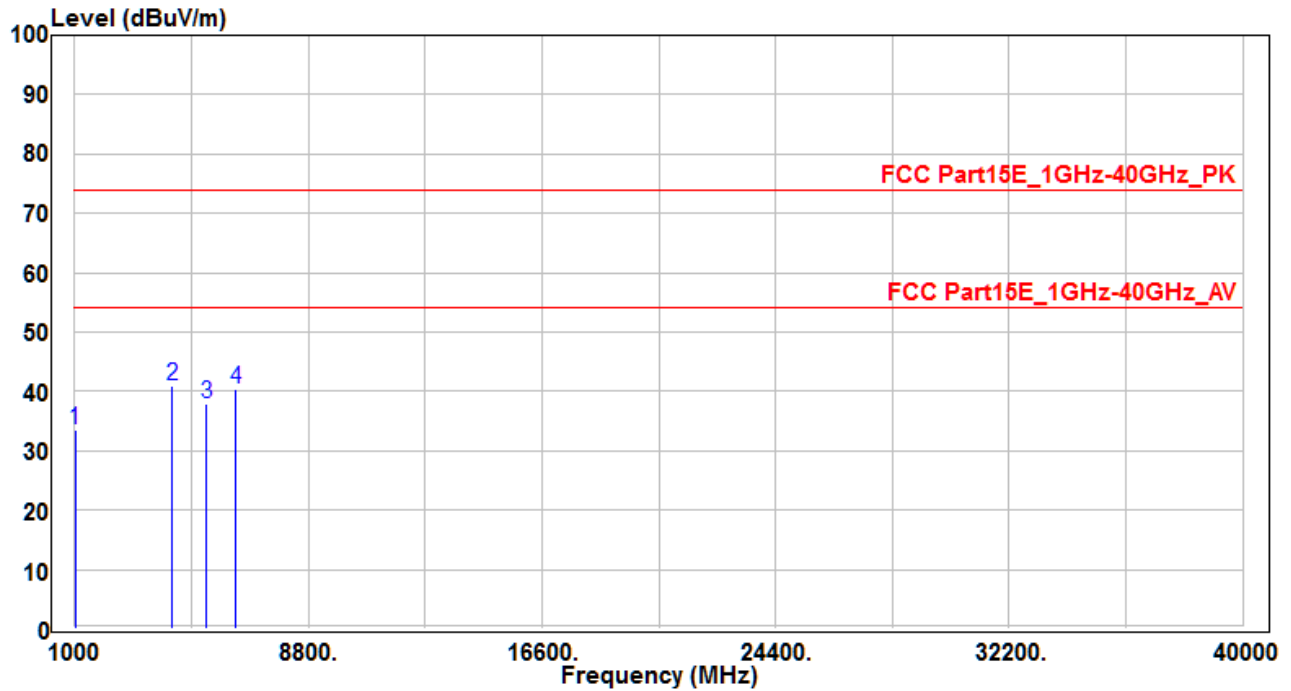


No	Frequency (MHz)	Reading (dBuV)	C.F (dB)	Measurement (dBuV/m)	Margin (dB)	Limit (dBuV)	Height (cm)	Angle (deg)	Remark (QP/PK/AV)
1	1000.27	43.6	-7.51	36.09	-37.91	74	100	400	Peak
2	2533.41	40.75	-2.09	38.66	-35.34	74	100	400	Peak
3	5556.12	33.89	4.44	38.33	-35.67	74	100	400	Peak
4	* 6495.88	33.67	8.36	42.03	-31.97	74	100	400	Peak

Note :

1. " * " means the worst value in this measurement data °
2. Measure Level (dBuV/m) = Reading Level (dBuV) + Factor (dB) °
3. Factor (dB) = Cable Loss (dB) + Antenna Factor (dB/m) °
4. The emission levels of other frequencies are very lower than the limit and not show in test report °

EUT	VA50EC	Test Date	2017/04/11
Factor	BBHA 9120D (1GHz~18GHz)	Temp. / Humidity	25°C / 60%
Polarity	Vertical	Site / Engineer	AC1 / Kevin
Test Mode	MODE5 -CH157_Ant 1+2	Test Voltage	AC 120V/60Hz



No		Frequency (MHz)	Reading (dBuV)	C.F (dB)	Measurement (dBuV/m)	Margin (dB)	Limit (dBuV)	Height (cm)	Angle (deg)	Remark (QP/PK/AV)
1	*	1007.17	41	-7.52	33.48	-40.52	74	100	400	Peak
2	*	4267.88	39.51	1.43	40.94	-33.06	74	100	400	Peak
3		5398.88	33.86	4	37.86	-36.14	74	100	400	Peak
4		6387.5	32.9	7.62	40.52	-33.48	74	100	400	Peak

Note :

1. " * " means the worst value in this measurement data °
2. Measure Level (dBuV/m) = Reading Level (dBuV) + Factor (dB) °
3. Factor (dB) = Cable Loss (dB) + Antenna Factor (dB/m) °
4. The emission levels of other frequencies are very lower than the limit and not show in test report °

7.9. Radiated Restricted Band Edge Measurement

7.9.1. Test Limit

For 15.205 requirement:

Radiated emissions which fall in the restricted bands, as defined in Section 15.205(a) of FCC part 15, must also comply with the radiated emission limits specified in Section 15.209(a).

Frequency (MHz)	Frequency (MHz)	Frequency (MHz)	Frequency (GHz)
0.090 - 0.110	16.42 - 16.423	399.9 - 410	4.5 - 5.15
¹ 0.495 - 0.505	16.69475 - 16.69525	608 - 614	5.35 - 5.46
2.1735 - 2.1905	16.80425 - 16.80475	960 - 1240	7.25 - 7.75
4.125 - 4.128	25.5 - 25.67	1300 - 1427	8.25 - 8.5
4.17725 - 4.17775	37.5 - 38.25	1435 - 1626.5	9.0 - 9.2
4.20725 - 4.20775	73 - 74.6	1645.5 - 1646.5	9.3 - 9.5
6.215 - 6.218	74.8 - 75.2	1660 - 1710	10.6 - 12.7
6.26775 - 6.26825	108 - 121.94	1718.8 - 1722.2	13.25 - 13.4
6.31175 - 6.31225	123 - 138	2200 - 2300	14.47 - 14.5
8.291 - 8.294	149.9 - 150.05	2310 - 2390	15.35 - 16.2
8.362 - 8.366	156.52475 - 156.525	2483.5 - 2500	17.7 - 21.4
8.37625 - 8.38675	156.7 - 156.9	2690 - 2900	22.01 - 23.12
8.41425 - 8.41475	162.0125 - 167.17	3260 - 3267	23.6 - 24.0
12.29 - 12.293	167.72 - 173.2	3332 - 3339	31.2 - 31.8
12.51975 - 12.52025	240 - 285	3345.8 - 3358	36.43 - 36.5
12.57675 - 12.57725	322 - 335.4	3600 - 4400	(²)
13.36 - 13.41	--	--	--

For 15.407(b) requirement:

For transmitters operating in the 5.15-5.25 GHz band: All emissions outside of the 5.15-5.35 GHz band shall not exceed an e.i.r.p. of -27 dBm/MHz.

For transmitters operating in the 5.25-5.35 GHz band: All emissions outside of the 5.15-5.35 GHz band shall not exceed an e.i.r.p. of -27 dBm/MHz.

For transmitters operating in the 5.47-5.725 GHz band: All emissions outside of the 5.47-5.725 GHz band shall not exceed an e.i.r.p. of -27 dBm/MHz.

For FCC transmitters operating in the 5.725-5.85 GHz band: All emissions shall be limited to a level of -27 dBm/MHz at 75 MHz or more above or below the band edge increasing linearly to 10 dBm/MHz at 25 MHz above or below the band edge, and from 25 MHz above or below the band edge increasing linearly to a level of 15.6 dBm/MHz at 5 MHz above or below the band edge, and from 5 MHz above or below the band edge increasing linearly to a level of 27 dBm/MHz at the band edge.

For IC transmitters operating in the 5.725-5.85 GHz band: All emissions within the frequency range from the band edge to 10 MHz above or below the band edge shall not exceed an e.i.r.p. of -17 dBm/MHz; for frequencies 10 MHz or greater above or below the band edge, emissions shall not exceed an e.i.r.p. of -27 dBm/MHz.

Refer to KDB 789033 D02v01r03 G)2)c), as specified in § 15.407(b), emissions above 1000 MHz that are outside of the restricted bands are subject to a maximum emission limit of -27 dBm/MHz (or -17 dBm/MHz as specified in § 15.407(b)(4)). However, an out-of-band emission that complies with both the peak and average limits of § 15.209 is not required to satisfy the -27 dBm/MHz or -17 dBm/MHz maximum emission limit.

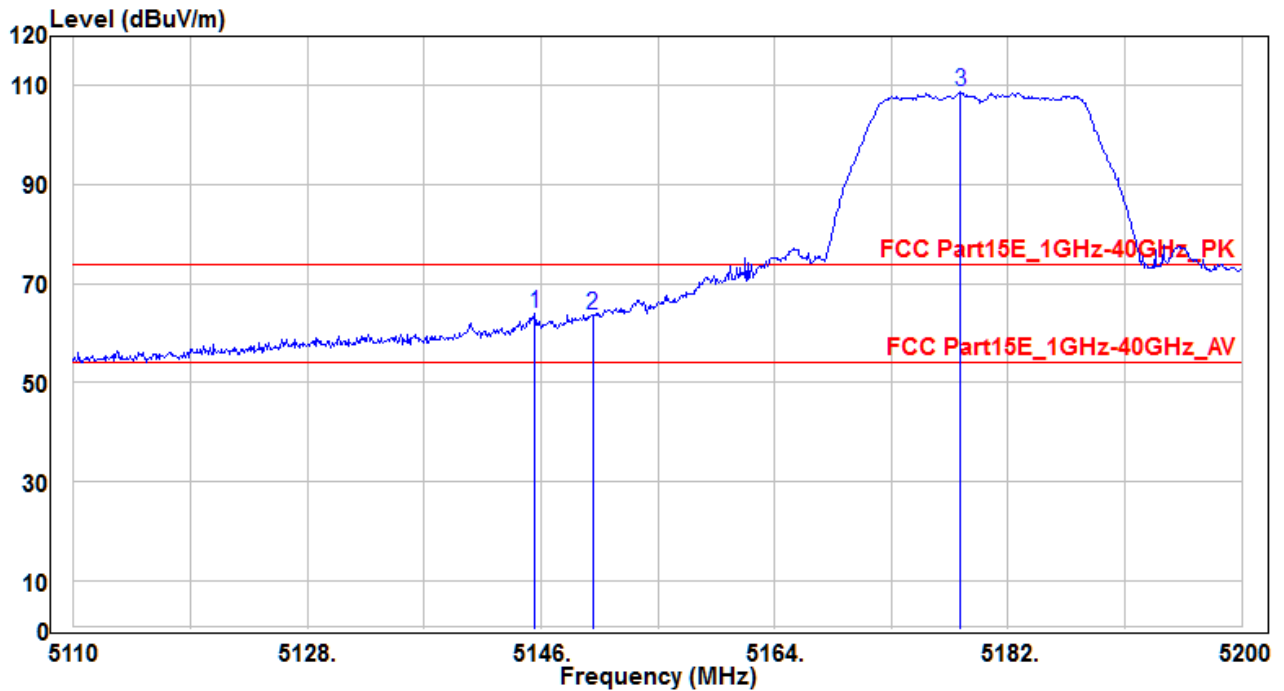
All out of band emissions appearing in a restricted band as specified in Section 15.205 of the Title 47 CFR must not exceed the limits shown in Table per Section 15.209.

FCC-Radiated emission limits; general requirements.

FCC Part 15 Subpart C Paragraph 15.209		
Frequency [MHz]	Field Strength [V/m]	Measured Distance [Meters]
0.009 ~ 0.490	2400/F (kHz)	300
0.490 ~ 1.705	24000/F (kHz)	30
1.705 ~ 30	30	30
30 ~ 88	100	3
88 ~ 216	150	3
216 ~ 960	200	3
Above 960	500	3

7.9.2. Test Result

EUT	VA50EC	Test Date	2017/03/29
Factor	BBHA 9120D (1GHz~18GHz)	Temp. / Humidity	21°C / 57%
Polarity	Horizontal	Site / Engineer	AC1 / Kevin
Test Mode	MODE1-CH36_Ant 1	Test Voltage	AC 120V/60Hz

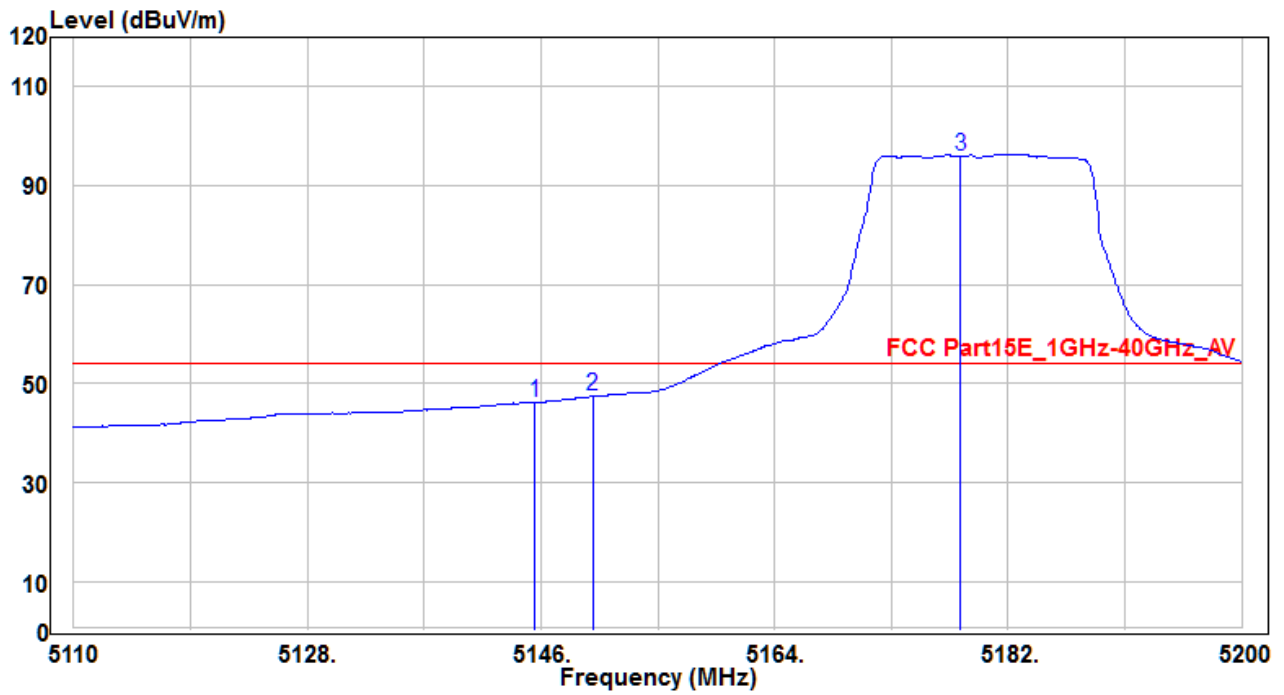


No	Frequency (MHz)	Reading (dBuV)	C.F (dB)	Measurement (dBuV/m)	Margin (dB)	Limit (dBuV)	Height (cm)	Angle (deg)	Remark (QP/PK/AV)	
1	*	5145.55	59.91	4.17	64.08	-9.92	74	160	380	Peak
2		5150	59.34	4.18	63.52	-10.48	74	160	380	Peak
3		5178.31	104.63	4.07	108.7	34.7	74	160	380	Peak

Note :

- "*" means the worst value in this measurement data °
- C.F (Correction Factor) = Antenna Factor (dB)+ Cable Loss (dB) – Preamplifier(dB) °
- Measurement (dBuV/m) = Reading(dBuV) + C.F (Correction Factor) °

EUT	VA50EC	Test Date	2017/03/29
Factor	BBHA 9120D (1GHz~18GHz)	Temp. / Humidity	21°C / 57%
Polarity	Horizontal	Site / Engineer	AC1 / Kevin
Test Mode	MODE1-CH36_Ant 1	Test Voltage	AC 120V/60Hz

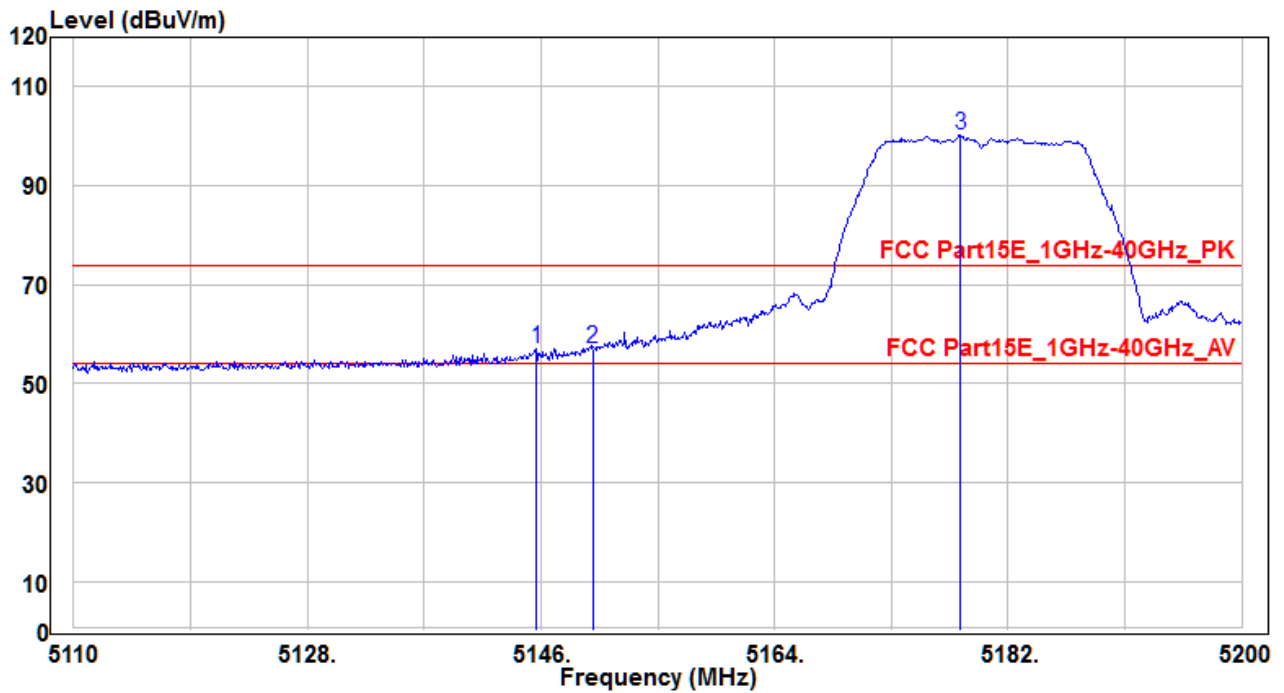


No	Frequency (MHz)	Reading (dBuV)	C.F (dB)	Measurement (dBuV/m)	Margin (dB)	Limit (dBuV)	Height (cm)	Angle (deg)	Remark (QP/PK/AV)
1	5145.55	42.03	4.17	46.2	-7.8	54	160	380	Average
2	* 5150	43.18	4.18	47.36	-6.64	54	160	380	Average
3	5178.31	91.73	4.07	95.8	41.8	54	160	380	Average

Note :

- " * " means the worst value in this measurement data °
- C.F (Correction Factor) = Antenna Factor (dB)+ Cable Loss (dB) – Preamplifier(dB) °
- Measurement (dBuV/m) = Reading(dBuV) + C.F (Correction Factor) °

EUT	VA50EC	Test Date	2017/03/29
Factor	BBHA 9120D (1GHz~18GHz)	Temp. / Humidity	21°C / 57%
Polarity	Vertical	Site / Engineer	AC1 / Kevin
Test Mode	MODE1-CH36_Ant 1	Test Voltage	AC 120V/60Hz

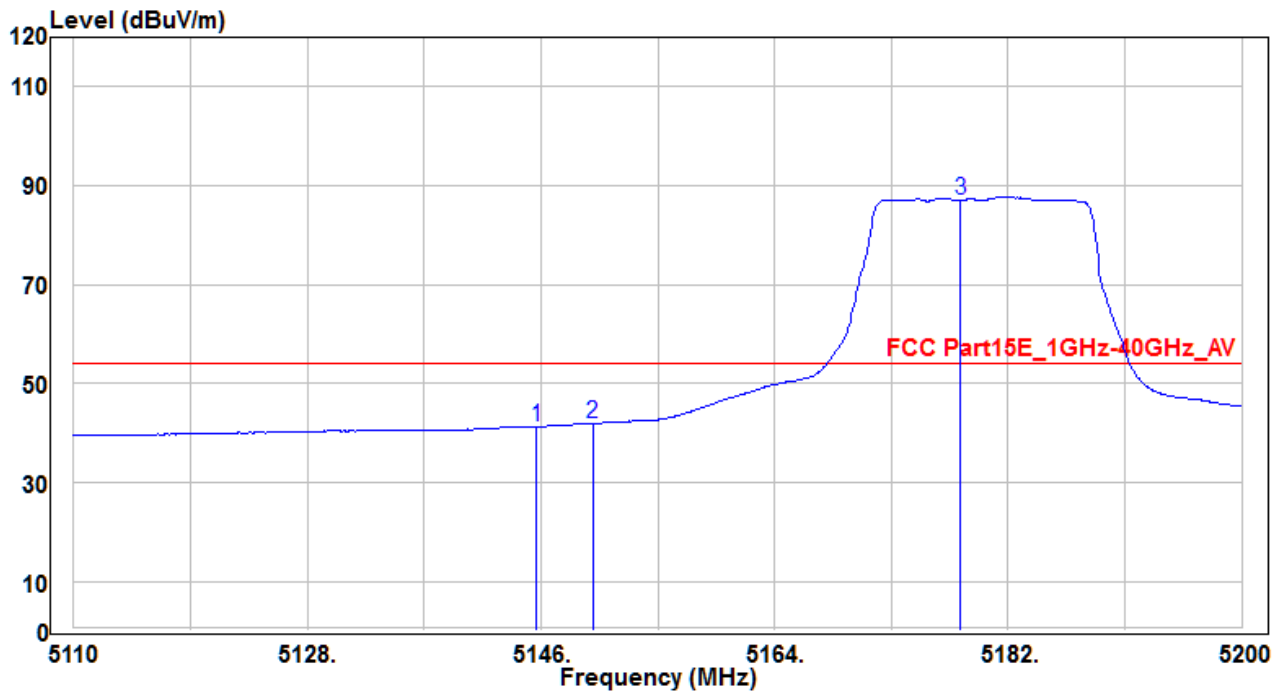


No	Frequency (MHz)	Reading (dBuV)	C.F (dB)	Measurement (dBuV/m)	Margin (dB)	Limit (dBuV)	Height (cm)	Angle (deg)	Remark (QP/PK/AV)
1	5145.64	52.81	4.17	56.98	-17.02	74	150	0	Peak
2	* 5150	52.84	4.18	57.02	-16.98	74	150	0	Peak
3	5178.31	96.07	4.07	100.14	26.14	74	150	0	Peak

Note :

- " * " means the worst value in this measurement data °
- C.F (Correction Factor) = Antenna Factor (dB)+ Cable Loss (dB) – Preamplifier(dB) °
- Measurement (dBuV/m) = Reading(dBuV) + C.F (Correction Factor) °

EUT	VA50EC	Test Date	2017/03/29
Factor	BBHA 9120D (1GHz~18GHz)	Temp. / Humidity	21°C / 57%
Polarity	Vertical	Site / Engineer	AC1 / Kevin
Test Mode	MODE1-CH36_Ant 1	Test Voltage	AC 120V/60Hz

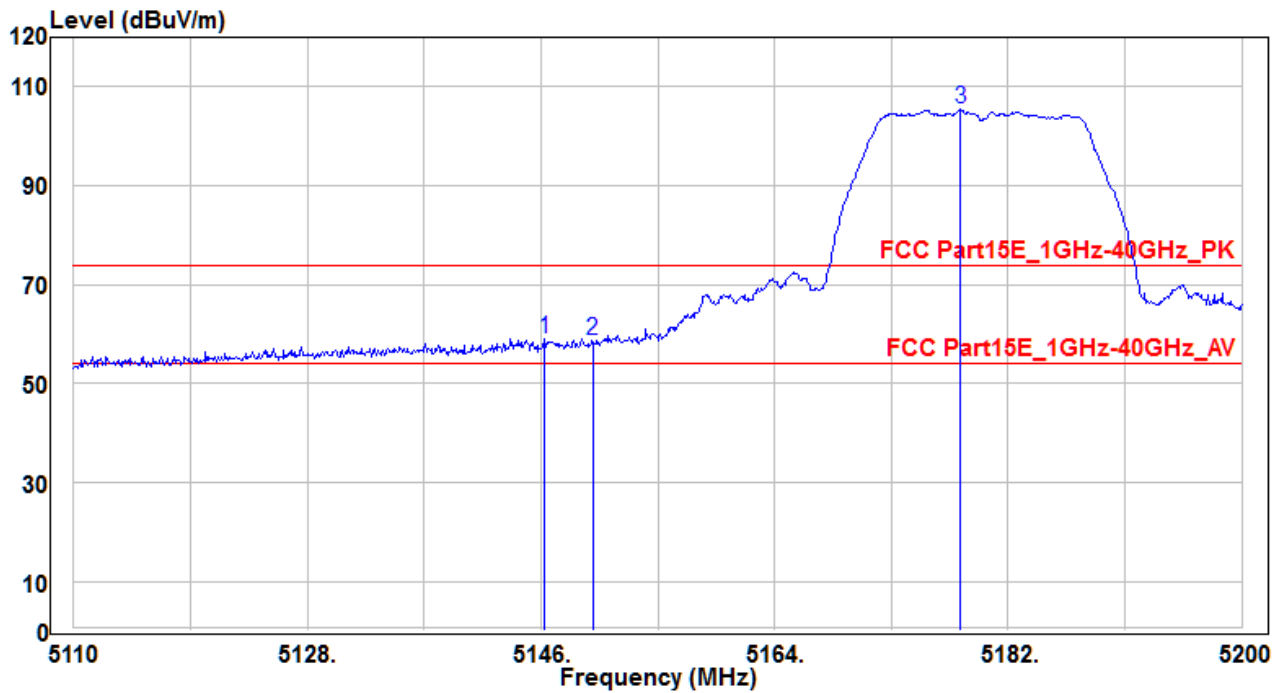


No	Frequency (MHz)	Reading (dBuV)	C.F (dB)	Measurement (dBuV/m)	Margin (dB)	Limit (dBuV)	Height (cm)	Angle (deg)	Remark (QP/PK/AV)
1	5145.64	37.15	4.17	41.32	-12.68	54	150	0	Average
2	* 5150	37.75	4.18	41.93	-12.07	54	150	0	Average
3	5178.31	82.97	4.07	87.04	33.04	54	150	0	Average

Note :

1. " * " means the worst value in this measurement data °
2. C.F (Correction Factor) = Antenna Factor (dB)+ Cable Loss (dB) – Preamplifier(dB) °
3. Measurement (dBuV/m) = Reading(dBuV) + C.F (Correction Factor) °

EUT	VA50EC	Test Date	2017/03/29
Factor	BBHA 9120D (1GHz~18GHz)	Temp. / Humidity	21°C / 57%
Polarity	Horizontal	Site / Engineer	AC1 / Kevin
Test Mode	MODE1-CH36_Ant 2	Test Voltage	AC 120V/60Hz

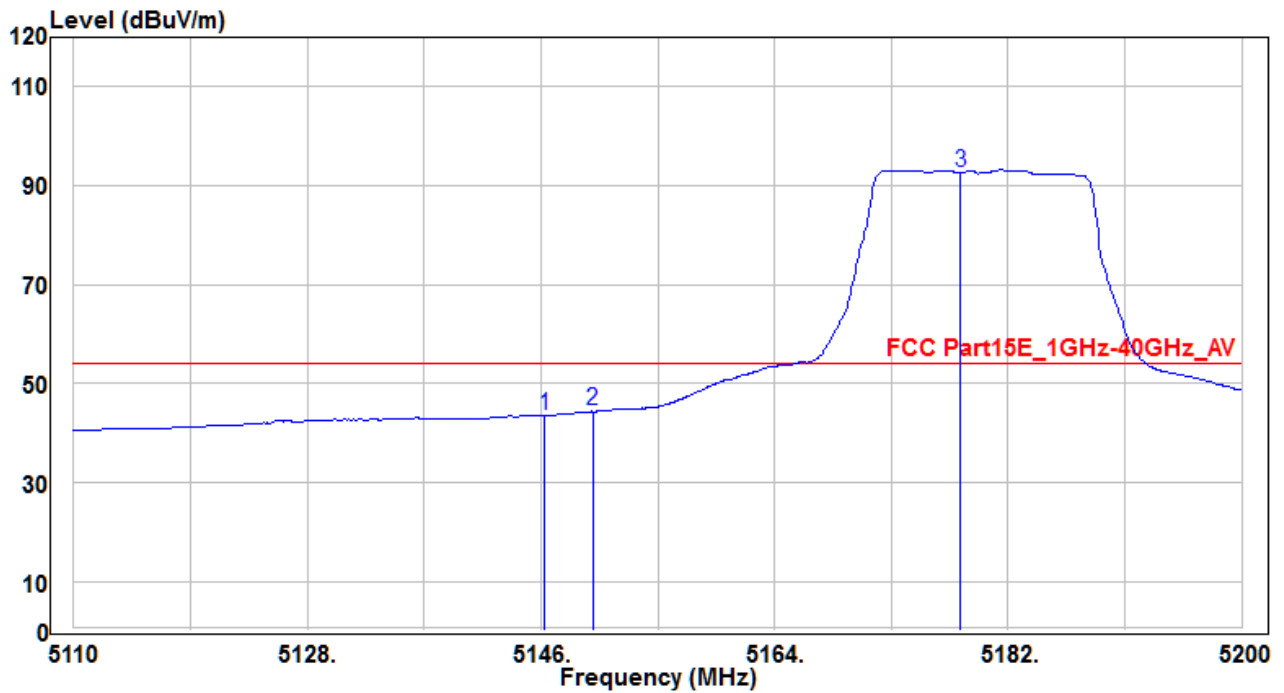


No	Frequency (MHz)	Reading (dBuV)	C.F (dB)	Measurement (dBuV/m)	Margin (dB)	Limit (dBuV)	Height (cm)	Angle (deg)	Remark (QP/PK/AV)
1	*	54.84	4.17	59.01	-14.99	74	150	330	Peak
2		54.49	4.18	58.67	-15.33	74	150	330	Peak
3		101.28	4.07	105.35	31.35	74	150	330	Peak

Note :

1. " * " means the worst value in this measurement data °
2. C.F (Correction Factor) = Antenna Factor (dB)+ Cable Loss (dB) – Preamplifier(dB) °
3. Measurement (dBuV/m) = Reading(dBuV) + C.F (Correction Factor) °

EUT	VA50EC	Test Date	2017/03/29
Factor	BBHA 9120D (1GHz~18GHz)	Temp. / Humidity	21°C / 57%
Polarity	Horizontal	Site / Engineer	AC1 / Kevin
Test Mode	MODE1-CH36_Ant 2	Test Voltage	AC 120V/60Hz

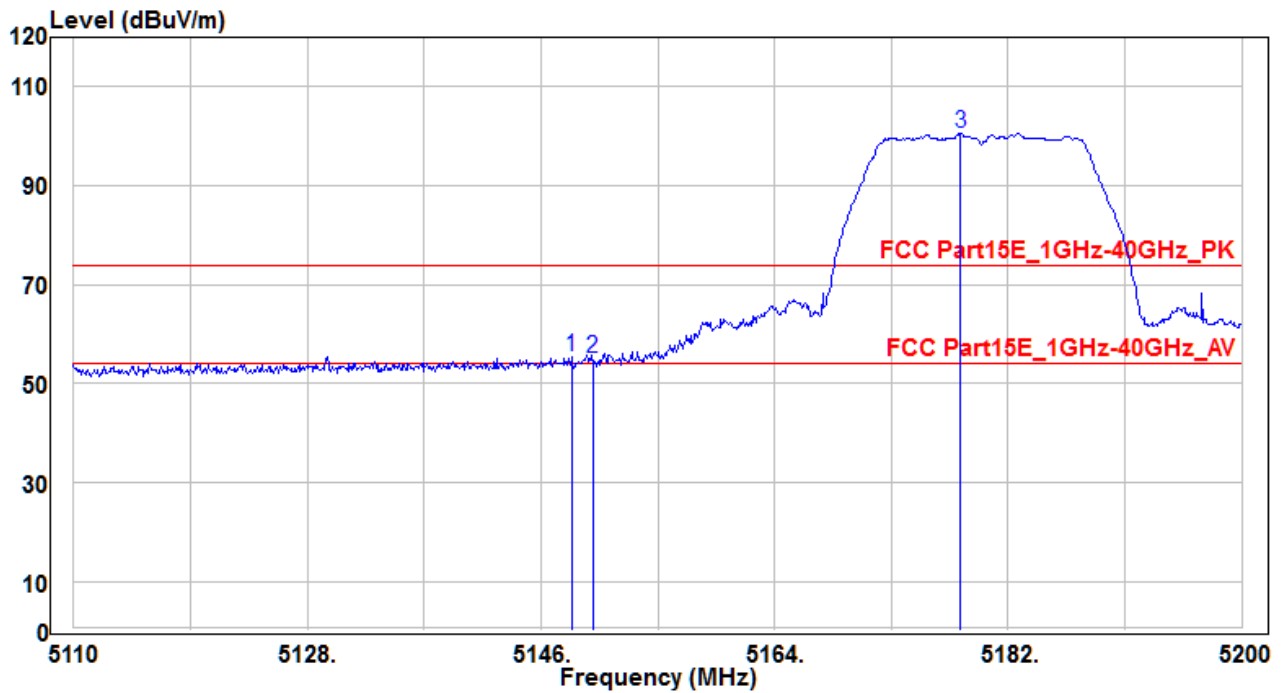


No	Frequency (MHz)	Reading (dBuV)	C.F (dB)	Measurement (dBuV/m)	Margin (dB)	Limit (dBuV)	Height (cm)	Angle (deg)	Remark (QP/PK/AV)
1	5146.27	39.49	4.17	43.66	-10.34	54	150	330	Average
2	* 5150	40.18	4.18	44.36	-9.64	54	150	330	Average
3	5178.31	88.63	4.07	92.7	38.7	54	150	330	Average

Note :

- "*" means the worst value in this measurement data °
- C.F (Correction Factor) = Antenna Factor (dB)+ Cable Loss (dB) – Preamplifier(dB) °
- Measurement (dBuV/m) = Reading(dBuV) + C.F (Correction Factor) °

EUT	VA50EC	Test Date	2017/03/29
Factor	BBHA 9120D (1GHz~18GHz)	Temp. / Humidity	21°C / 57%
Polarity	Vertical	Site / Engineer	AC1 / Kevin
Test Mode	MODE1-CH36_Ant 2	Test Voltage	AC 120V/60Hz

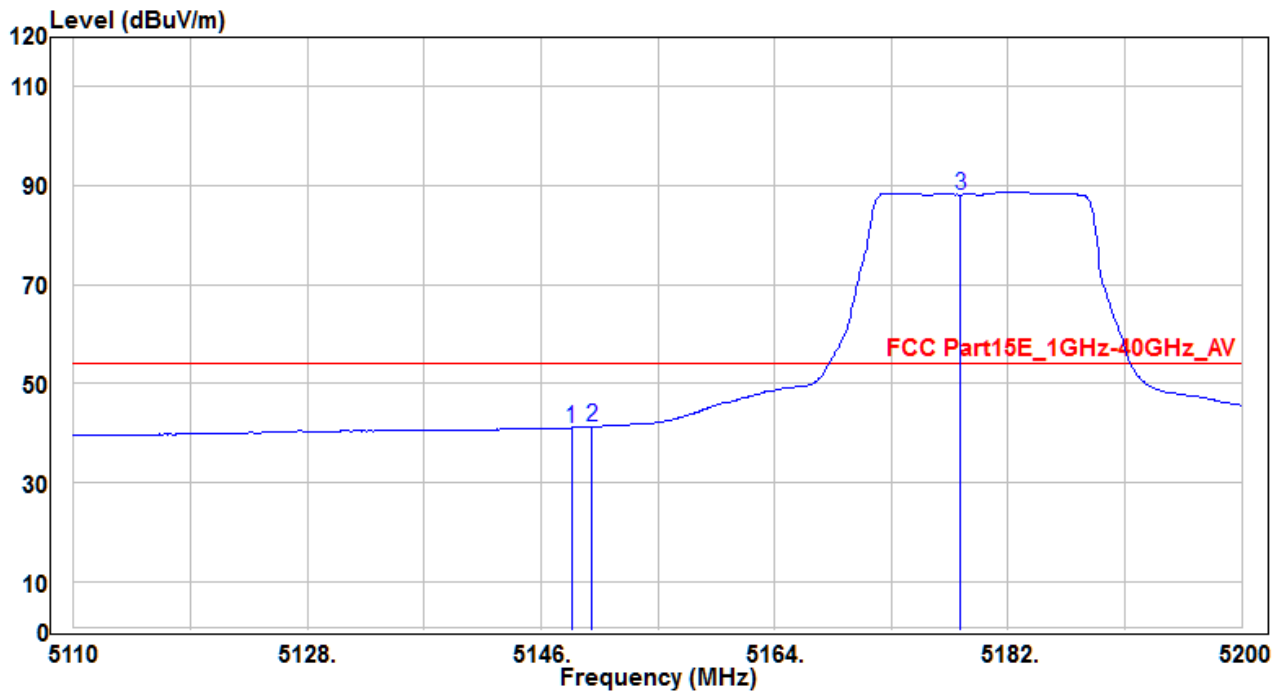


No	Frequency (MHz)	Reading (dBuV)	C.F (dB)	Measurement (dBuV/m)	Margin (dB)	Limit (dBuV)	Height (cm)	Angle (deg)	Remark (QP/PK/AV)
1	5148.34	51.34	4.17	55.51	-18.49	74	150	0	Peak
2	* 5150	50.87	4.18	55.05	-18.95	74	150	0	Peak
3	5178.31	96.41	4.07	100.48	26.48	74	150	0	Peak

Note :

- "*" means the worst value in this measurement data °
- C.F (Correction Factor) = Antenna Factor (dB)+ Cable Loss (dB) – Preamplifier(dB) °
- Measurement (dBuV/m) = Reading(dBuV) + C.F (Correction Factor) °

EUT	VA50EC	Test Date	2017/03/29
Factor	BBHA 9120D (1GHz~18GHz)	Temp. / Humidity	21°C / 57%
Polarity	Vertical	Site / Engineer	AC1 / Kevin
Test Mode	MODE1-CH36_Ant 2	Test Voltage	AC 120V/60Hz

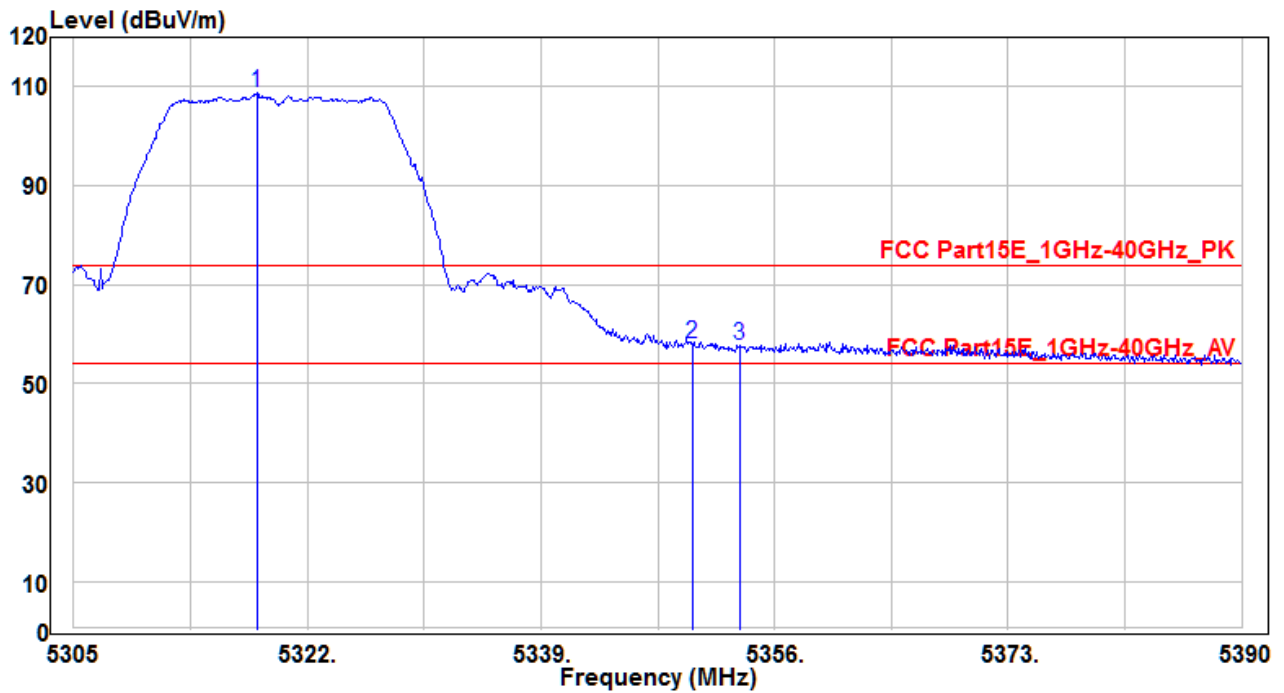


No	Frequency (MHz)	Reading (dBuV)	C.F (dB)	Measurement (dBuV/m)	Margin (dB)	Limit (dBuV)	Height (cm)	Angle (deg)	Remark (QP/PK/AV)
1	5148.34	36.87	4.17	41.04	-12.96	54	150	0	Average
2	* 5149.96	37.1	4.18	41.28	-12.72	54	150	0	Average
3	5178.31	84.07	4.07	88.14	34.14	54	150	0	Average

Note :

- "*" means the worst value in this measurement data °
- C.F (Correction Factor) = Antenna Factor (dB)+ Cable Loss (dB) – Preamplifier(dB) °
- Measurement (dBuV/m) = Reading(dBuV) + C.F (Correction Factor) °

EUT	VA50EC	Test Date	2017/03/29
Factor	BBHA 9120D (1GHz~18GHz)	Temp. / Humidity	21°C / 57%
Polarity	Horizontal	Site / Engineer	AC1 / Kevin
Test Mode	MODE1-CH64_Ant 1	Test Voltage	AC 120V/60Hz

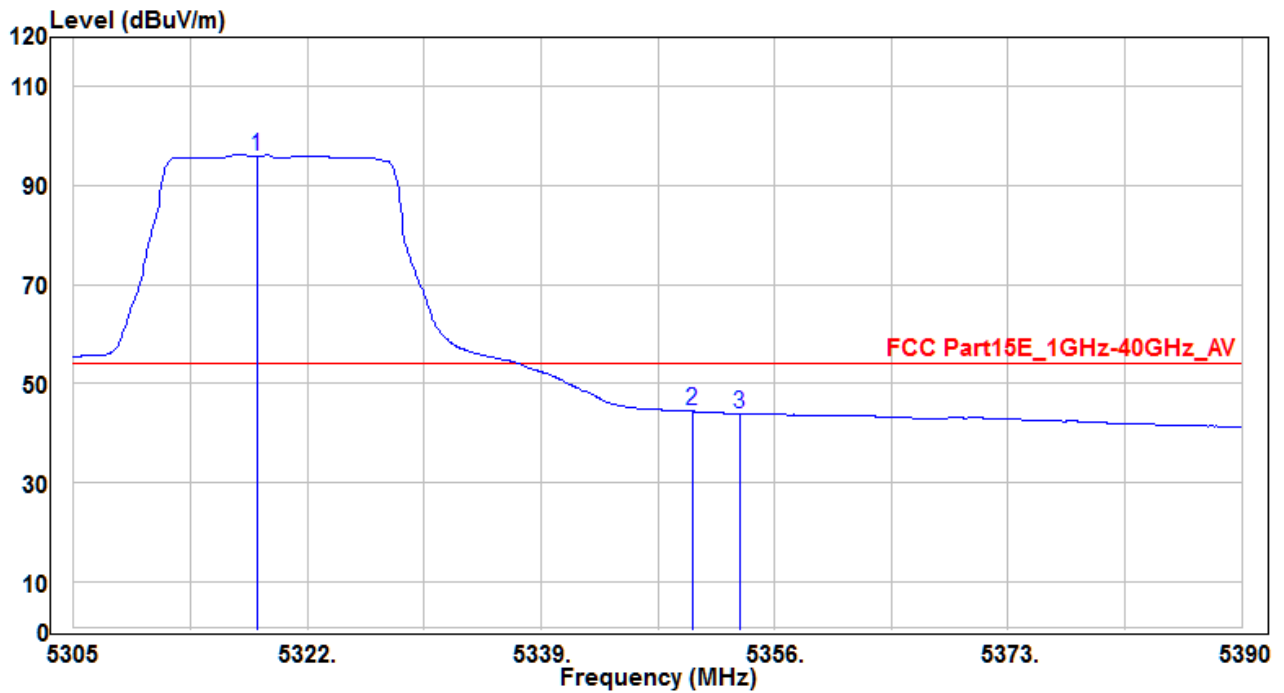


No	Frequency (MHz)	Reading (dBuV)	C.F (dB)	Measurement (dBuV/m)	Margin (dB)	Limit (dBuV)	Height (cm)	Angle (deg)	Remark (QP/PK/AV)
1	5318.345	104.81	3.85	108.66	34.66	74	180	10	Peak
2	* 5350	54.25	3.9	58.15	-15.85	74	180	10	Peak
3	5353.45	53.93	3.92	57.85	-16.15	74	180	10	Peak

Note :

- "*" means the worst value in this measurement data °
- C.F (Correction Factor) = Antenna Factor (dB)+ Cable Loss (dB) – Preamplifier(dB) °
- Measurement (dBuV/m) = Reading(dBuV) + C.F (Correction Factor) °

EUT	VA50EC	Test Date	2017/03/29
Factor	BBHA 9120D (1GHz~18GHz)	Temp. / Humidity	21°C / 57%
Polarity	Horizontal	Site / Engineer	AC1 / Kevin
Test Mode	MODE1-CH64_Ant 1	Test Voltage	AC 120V/60Hz

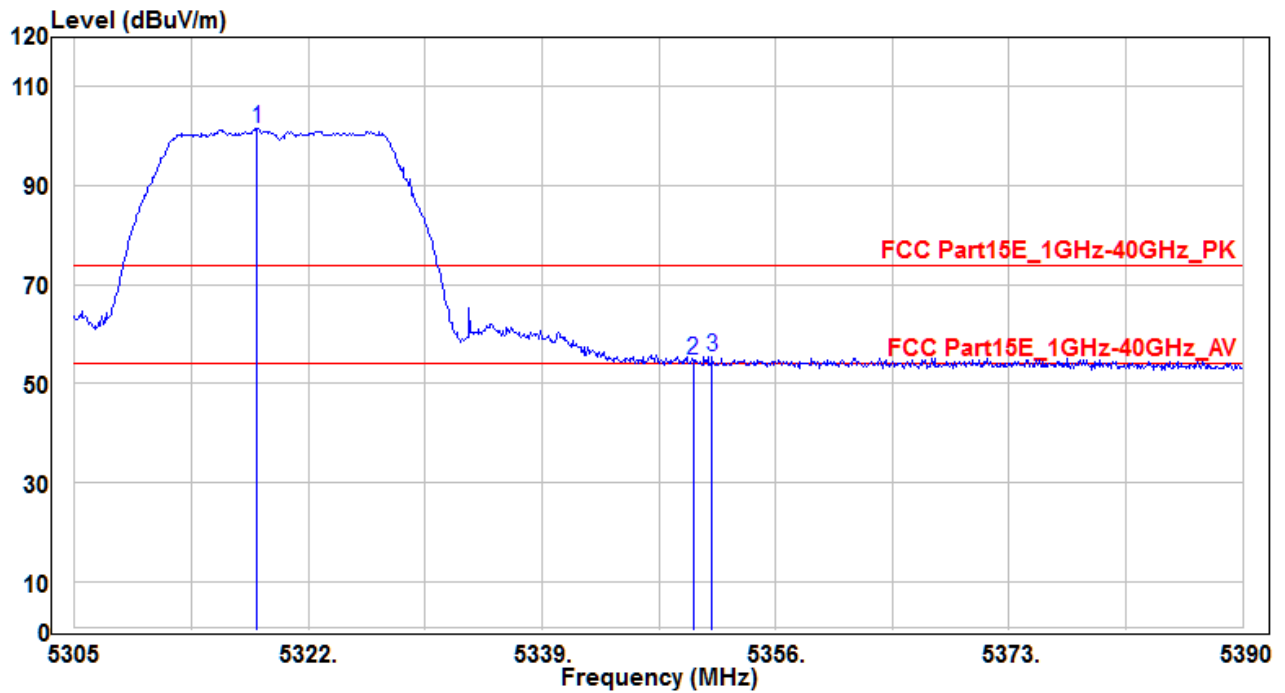


No	Frequency (MHz)	Reading (dBuV)	C.F (dB)	Measurement (dBuV/m)	Margin (dB)	Limit (dBuV)	Height (cm)	Angle (deg)	Remark (QP/PK/AV)
1	5318.345	92.08	3.85	95.93	41.93	54	180	10	Average
2	* 5350	40.51	3.9	44.41	-9.59	54	180	10	Average
3	5353.45	39.94	3.92	43.86	-10.14	54	180	10	Average

Note :

- "*" means the worst value in this measurement data °
- C.F (Correction Factor) = Antenna Factor (dB)+ Cable Loss (dB) – Preamplifier(dB) °
- Measurement (dBuV/m) = Reading(dBuV) + C.F (Correction Factor) °

EUT	VA50EC	Test Date	2017/03/29
Factor	BBHA 9120D (1GHz~18GHz)	Temp. / Humidity	21°C / 57%
Polarity	Vertical	Site / Engineer	AC1 / Kevin
Test Mode	MODE1-CH64_Ant 1	Test Voltage	AC 120V/60Hz

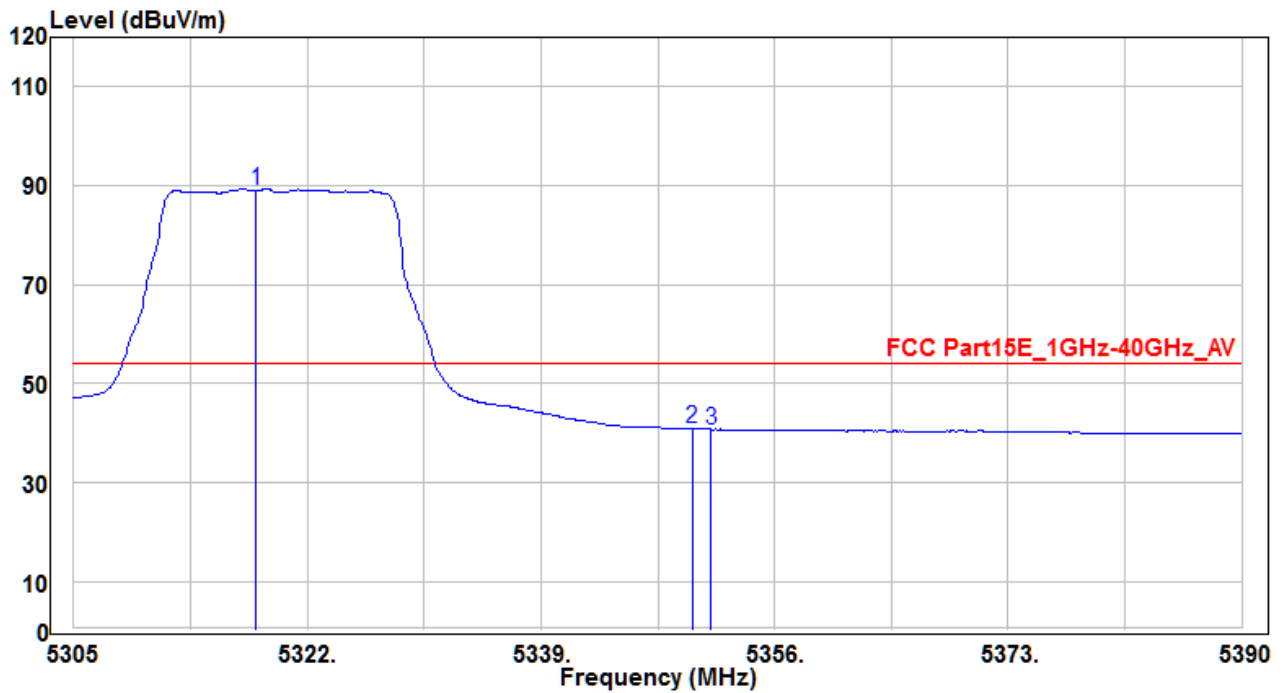


No	Frequency (MHz)	Reading (dBuV)	C.F (dB)	Measurement (dBuV/m)	Margin (dB)	Limit (dBuV)	Height (cm)	Angle (deg)	Remark (QP/PK/AV)
1	5318.26	97.85	3.85	101.7	27.7	74	160	365	Peak
2	* 5350	50.75	3.9	54.65	-19.35	74	160	365	Peak
3	5351.41	51.6	3.91	55.51	-18.49	74	160	365	Peak

Note :

- "*" means the worst value in this measurement data °
- C.F (Correction Factor) = Antenna Factor (dB)+ Cable Loss (dB) – Preamplifier(dB) °
- Measurement (dBuV/m) = Reading(dBuV) + C.F (Correction Factor) °

EUT	VA50EC	Test Date	2017/03/29
Factor	BBHA 9120D (1GHz~18GHz)	Temp. / Humidity	21°C / 57%
Polarity	Vertical	Site / Engineer	AC1 / Kevin
Test Mode	MODE1-CH64_Ant 1	Test Voltage	AC 120V/60Hz

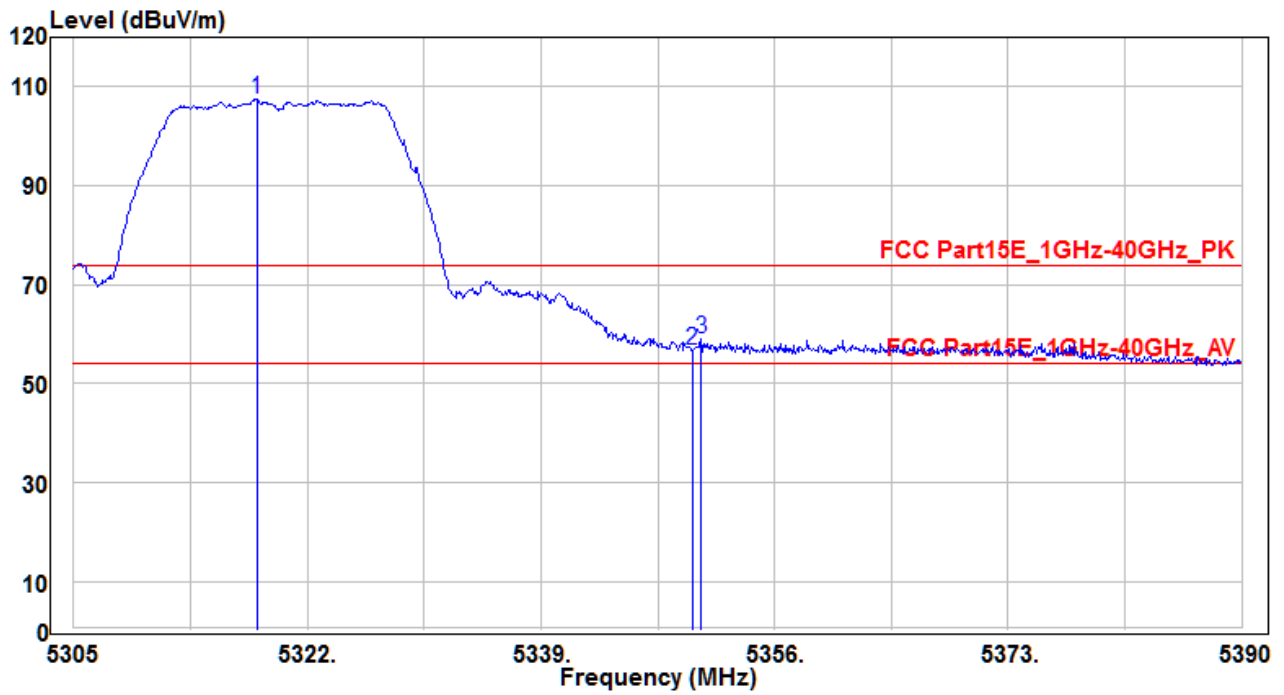


No	Frequency (MHz)	Reading (dBuV)	C.F (dB)	Measurement (dBuV/m)	Margin (dB)	Limit (dBuV)	Height (cm)	Angle (deg)	Remark (QP/PK/AV)
1	5318.26	85.13	3.85	88.98	34.98	54	160	365	Average
2	* 5350	37.04	3.9	40.94	-13.06	54	160	365	Average
3	5351.41	36.78	3.91	40.69	-13.31	54	160	365	Average

Note :

- " * " means the worst value in this measurement data °
- C.F (Correction Factor) = Antenna Factor (dB)+ Cable Loss (dB) – Preamplifier(dB) °
- Measurement (dBuV/m) = Reading(dBuV) + C.F (Correction Factor) °

EUT	VA50EC	Test Date	2017/03/29
Factor	BBHA 9120D (1GHz~18GHz)	Temp. / Humidity	21°C / 57%
Polarity	Horizontal	Site / Engineer	AC1 / Kevin
Test Mode	MODE1-CH64_Ant 2	Test Voltage	AC 120V/60Hz

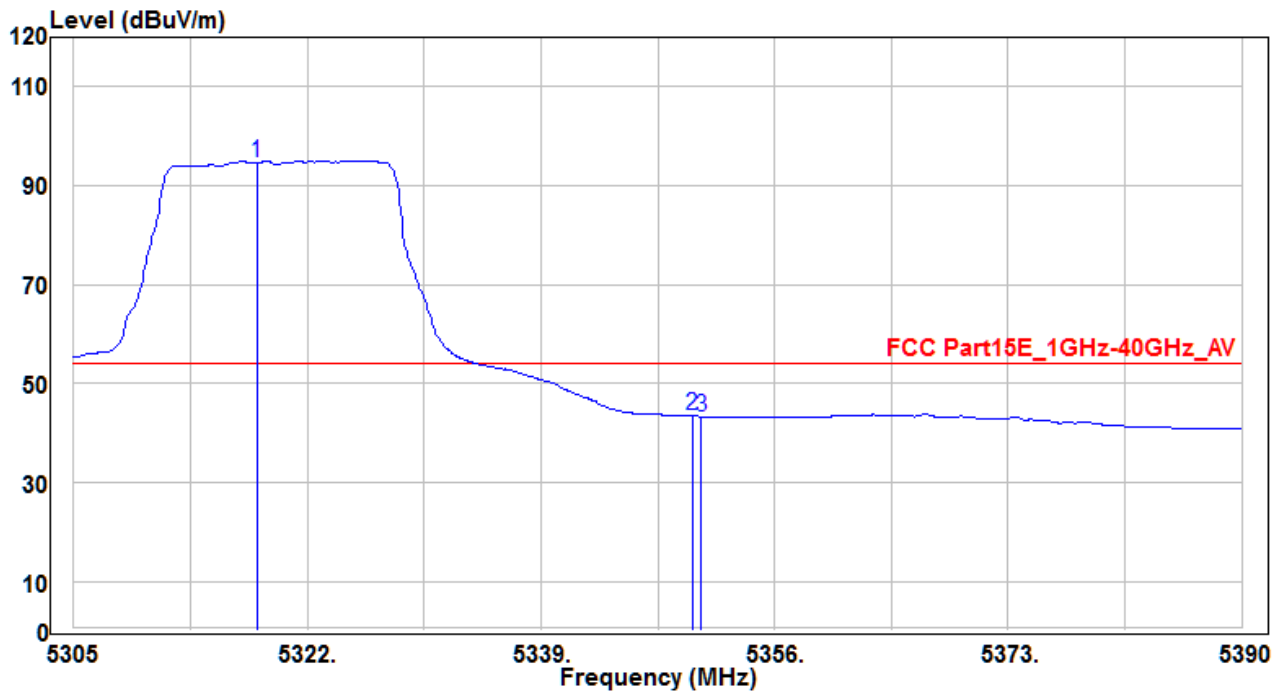


No	Frequency (MHz)	Reading (dBuV)	C.F (dB)	Measurement (dBuV/m)	Margin (dB)	Limit (dBuV)	Height (cm)	Angle (deg)	Remark (QP/PK/AV)
1	5318.345	103.58	3.85	107.43	33.43	74	150	355	Peak
2	5350	52.94	3.9	56.84	-17.16	74	150	355	Peak
3	* 5350.645	54.97	3.9	58.87	-15.13	74	150	355	Peak

Note :

- "*" means the worst value in this measurement data °
- C.F (Correction Factor) = Antenna Factor (dB)+ Cable Loss (dB) – Preamplifier(dB) °
- Measurement (dBuV/m) = Reading(dBuV) + C.F (Correction Factor) °

EUT	VA50EC	Test Date	2017/03/29
Factor	BBHA 9120D (1GHz~18GHz)	Temp. / Humidity	21°C / 57%
Polarity	Horizontal	Site / Engineer	AC1 / Kevin
Test Mode	MODE1-CH64_Ant 2	Test Voltage	AC 120V/60Hz

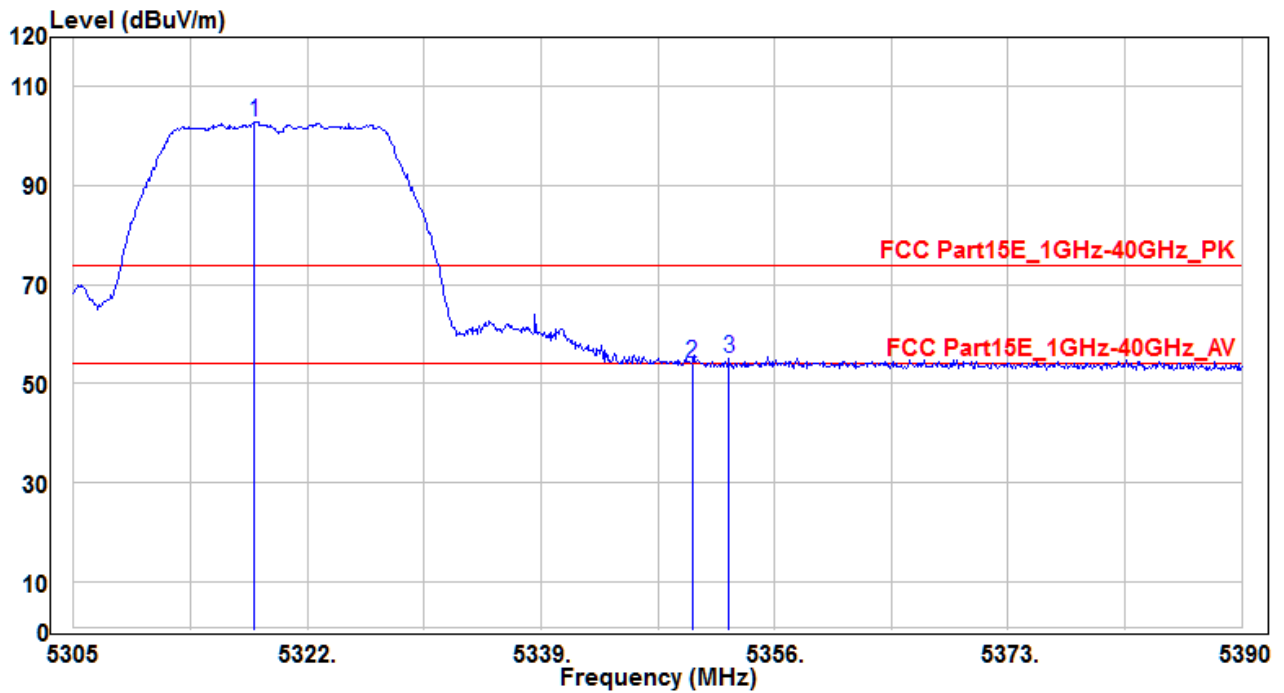


No	Frequency (MHz)	Reading (dBuV)	C.F (dB)	Measurement (dBuV/m)	Margin (dB)	Limit (dBuV)	Height (cm)	Angle (deg)	Remark (QP/PK/AV)
1	5318.345	90.75	3.85	94.6	40.6	54	150	355	Average
2	* 5350	39.51	3.9	43.41	-10.59	54	150	355	Average
3	5350.645	39.44	3.9	43.34	-10.66	54	150	355	Average

Note :

- "*" means the worst value in this measurement data °
- C.F (Correction Factor) = Antenna Factor (dB)+ Cable Loss (dB) – Preamplifier(dB) °
- Measurement (dBuV/m) = Reading(dBuV) + C.F (Correction Factor) °

EUT	VA50EC	Test Date	2017/03/29
Factor	BBHA 9120D (1GHz~18GHz)	Temp. / Humidity	21°C / 57%
Polarity	Vertical	Site / Engineer	AC1 / Kevin
Test Mode	MODE1-CH64_Ant 2	Test Voltage	AC 120V/60Hz

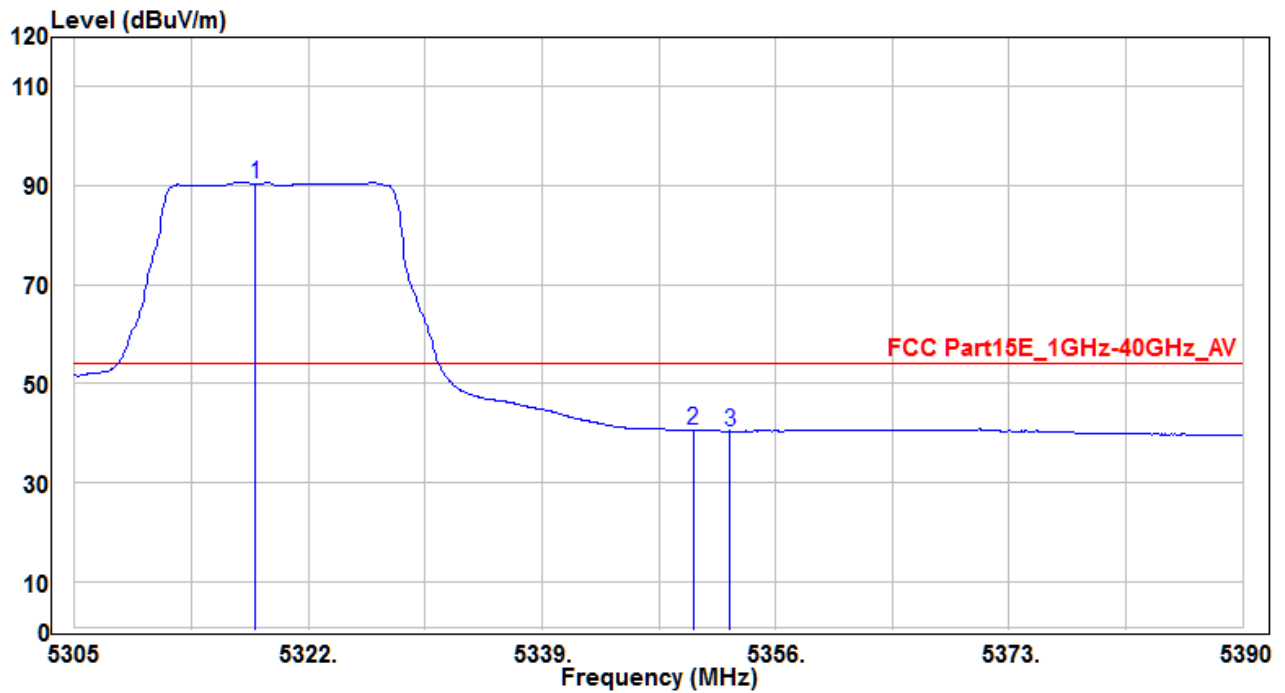


No	Frequency (MHz)	Reading (dBuV)	C.F (dB)	Measurement (dBuV/m)	Margin (dB)	Limit (dBuV)	Height (cm)	Angle (deg)	Remark (QP/PK/AV)
1	5318.175	99.1	3.85	102.95	28.95	74	130	0	Peak
2	5350	50.28	3.9	54.18	-19.82	74	130	0	Peak
3	* 5352.685	51.03	3.91	54.94	-19.06	74	130	0	Peak

Note :

- "*" means the worst value in this measurement data °
- C.F (Correction Factor) = Antenna Factor (dB)+ Cable Loss (dB) – Preamplifier(dB) °
- Measurement (dBuV/m) = Reading(dBuV) + C.F (Correction Factor) °

EUT	VA50EC	Test Date	2017/03/29
Factor	BBHA 9120D (1GHz~18GHz)	Temp. / Humidity	21°C / 57%
Polarity	Vertical	Site / Engineer	AC1 / Kevin
Test Mode	MODE1-CH64_Ant 2	Test Voltage	AC 120V/60Hz

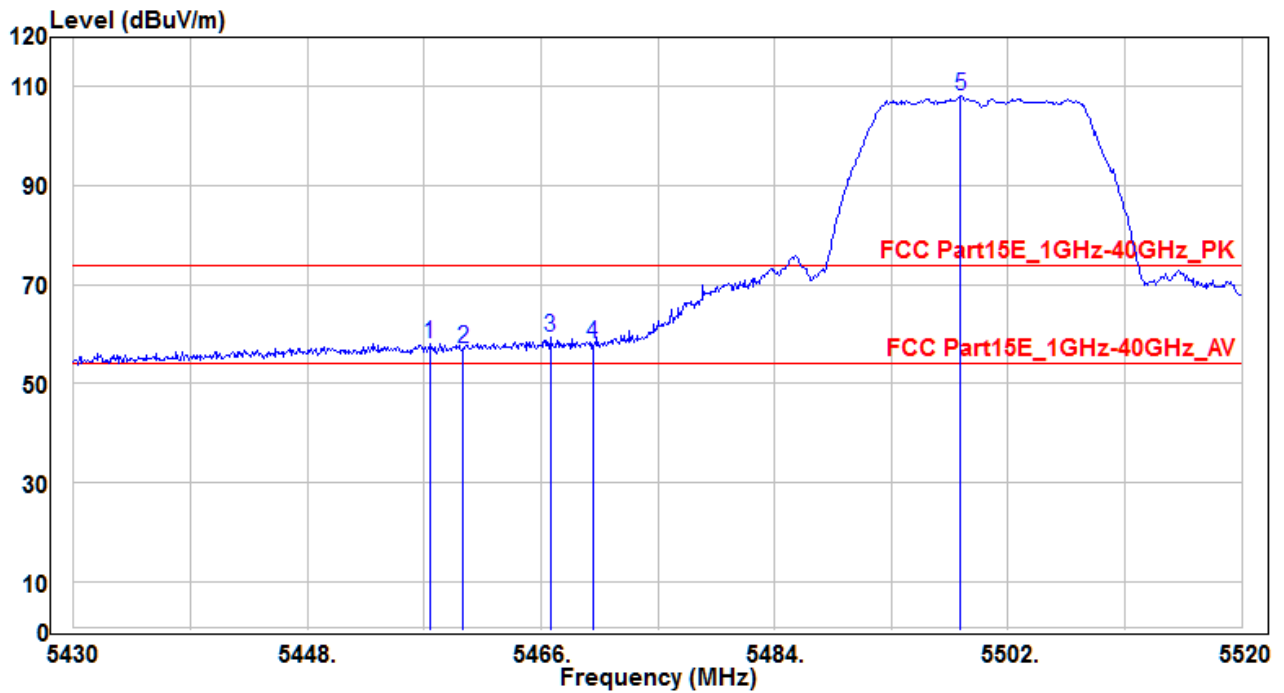


No	Frequency (MHz)	Reading (dBuV)	C.F (dB)	Measurement (dBuV/m)	Margin (dB)	Limit (dBuV)	Height (cm)	Angle (deg)	Remark (QP/PK/AV)
1	5318.175	86.46	3.85	90.31	36.31	54	130	0	Average
2	* 5350	36.64	3.9	40.54	-13.46	54	130	0	Average
3	5352.685	36.44	3.91	40.35	-13.65	54	130	0	Average

Note :

- "*" means the worst value in this measurement data °
- C.F (Correction Factor) = Antenna Factor (dB)+ Cable Loss (dB) – Preamplifier(dB) °
- Measurement (dBuV/m) = Reading(dBuV) + C.F (Correction Factor) °

EUT	VA50EC	Test Date	2017/03/29
Factor	BBHA 9120D (1GHz~18GHz)	Temp. / Humidity	21°C / 57%
Polarity	Horizontal	Site / Engineer	AC1 / Kevin
Test Mode	MODE1-CH100_Ant 1	Test Voltage	AC 120V/60Hz

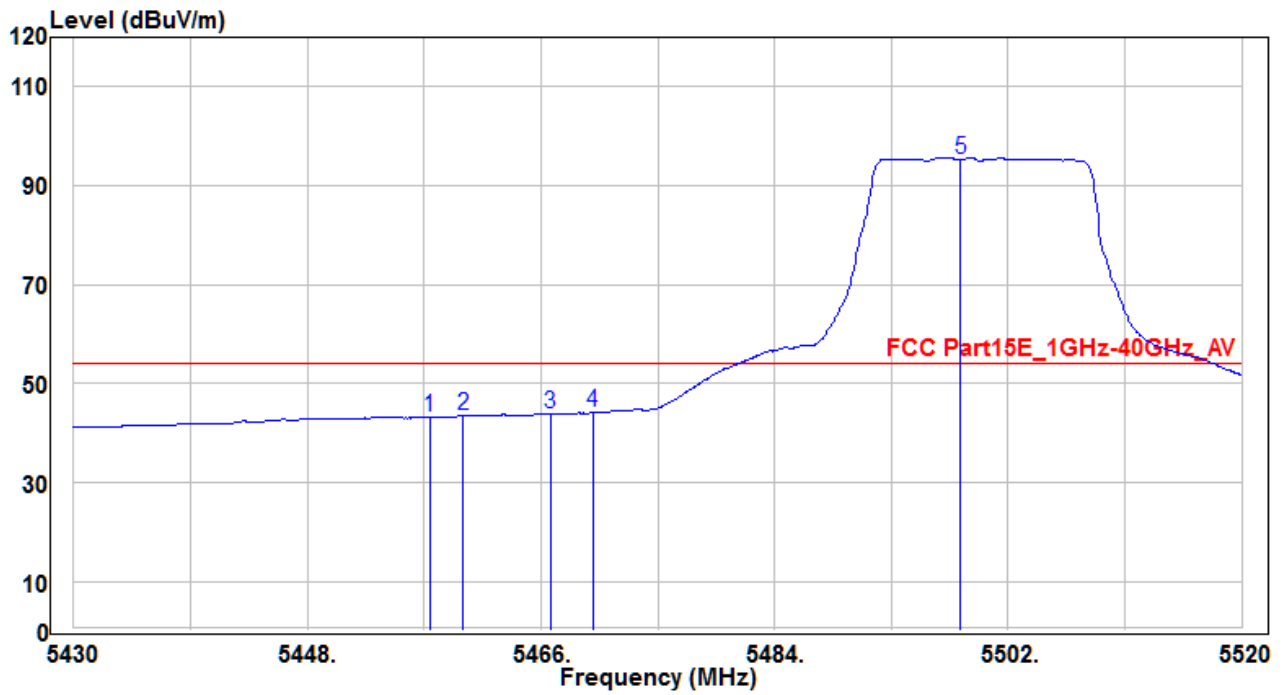


No	Frequency (MHz)	Reading (dBuV)	C.F (dB)	Measurement (dBuV/m)	Margin (dB)	Limit (dBuV)	Height (cm)	Angle (deg)	Remark (QP/PK/AV)
1	5457.45	53.98	4.17	58.15	-15.85	74	170	10	Peak
2	5460	52.99	4.18	57.17	-16.83	74	170	10	Peak
3	* 5466.72	55.06	4.2	59.26	-14.74	74	170	10	Peak
4	5470	53.7	4.2	57.9	-16.1	74	170	10	Peak
5	5498.31	103.84	4.27	108.11	34.11	74	170	10	Peak

Note :

1. " * " means the worst value in this measurement data °
2. C.F (Correction Factor) = Antenna Factor (dB)+ Cable Loss (dB) – Preamplifier(dB) °
3. Measurement (dBuV/m) = Reading(dBuV) + C.F (Correction Factor) °

EUT	VA50EC	Test Date	2017/03/29
Factor	BBHA 9120D (1GHz~18GHz)	Temp. / Humidity	21°C / 57%
Polarity	Horizontal	Site / Engineer	AC1 / Kevin
Test Mode	MODE1-CH100_Ant 1	Test Voltage	AC 120V/60Hz

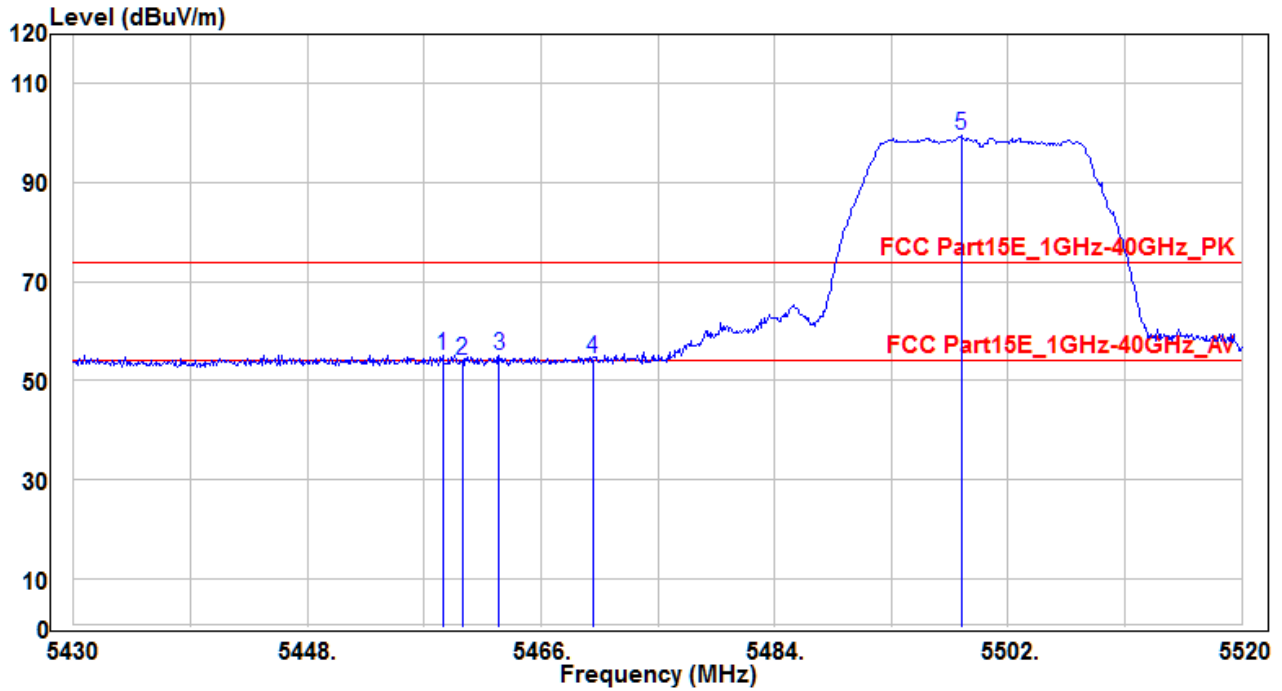


No	Frequency (MHz)	Reading (dBuV)	C.F (dB)	Measurement (dBuV/m)	Margin (dB)	Limit (dBuV)	Height (cm)	Angle (deg)	Remark (QP/PK/AV)
1	5457.45	38.95	4.17	43.12	-10.88	54	170	10	Average
2	5460	39.29	4.18	43.47	-10.53	54	170	10	Average
3	5466.72	39.6	4.2	43.8	-10.2	54	170	10	Average
4	* 5470	39.86	4.2	44.06	-9.94	54	170	10	Average
5	5498.31	91.06	4.27	95.33	41.33	54	170	10	Average

Note :

1. " * " means the worst value in this measurement data °
2. C.F (Correction Factor) = Antenna Factor (dB)+ Cable Loss (dB) – Preamplifier(dB) °
3. Measurement (dBuV/m) = Reading(dBuV) + C.F (Correction Factor) °

EUT	VA50EC	Test Date	2017/03/29
Factor	BBHA 9120D (1GHz~18GHz)	Temp. / Humidity	21°C / 57%
Polarity	Vertical	Site / Engineer	AC1 / Kevin
Test Mode	MODE1-CH100_Ant 1	Test Voltage	AC 120V/60Hz

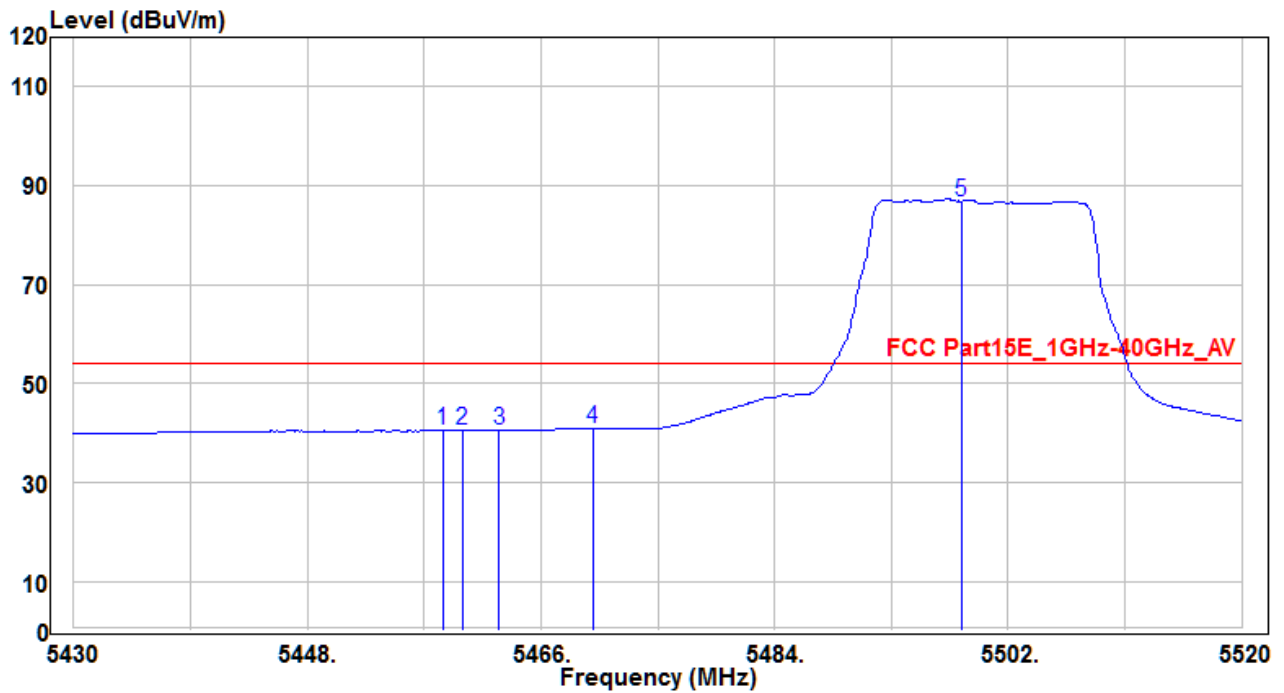


No	Frequency (MHz)	Reading (dBuV)	C.F (dB)	Measurement (dBuV/m)	Margin (dB)	Limit (dBuV)	Height (cm)	Angle (deg)	Remark (QP/PK/AV)
1	5458.44	50.98	4.18	55.16	-18.84	74	150	365	Peak
2	* 5459.97	49.79	4.18	53.97	-20.03	74	150	365	Peak
3	5462.76	50.74	4.19	54.93	-19.07	74	150	365	Peak
4	5470	50.26	4.2	54.46	-19.54	74	150	365	Peak
5	5498.4	95.2	4.27	99.47	25.47	74	150	365	Peak

Note :

1. " * " means the worst value in this measurement data °
2. C.F (Correction Factor) = Antenna Factor (dB)+ Cable Loss (dB) – Preamplifier(dB) °
3. Measurement (dBuV/m) = Reading(dBuV) + C.F (Correction Factor) °

EUT	VA50EC	Test Date	2017/03/29
Factor	BBHA 9120D (1GHz~18GHz)	Temp. / Humidity	21°C / 57%
Polarity	Vertical	Site / Engineer	AC1 / Kevin
Test Mode	MODE1-CH100_Ant 1	Test Voltage	AC 120V/60Hz

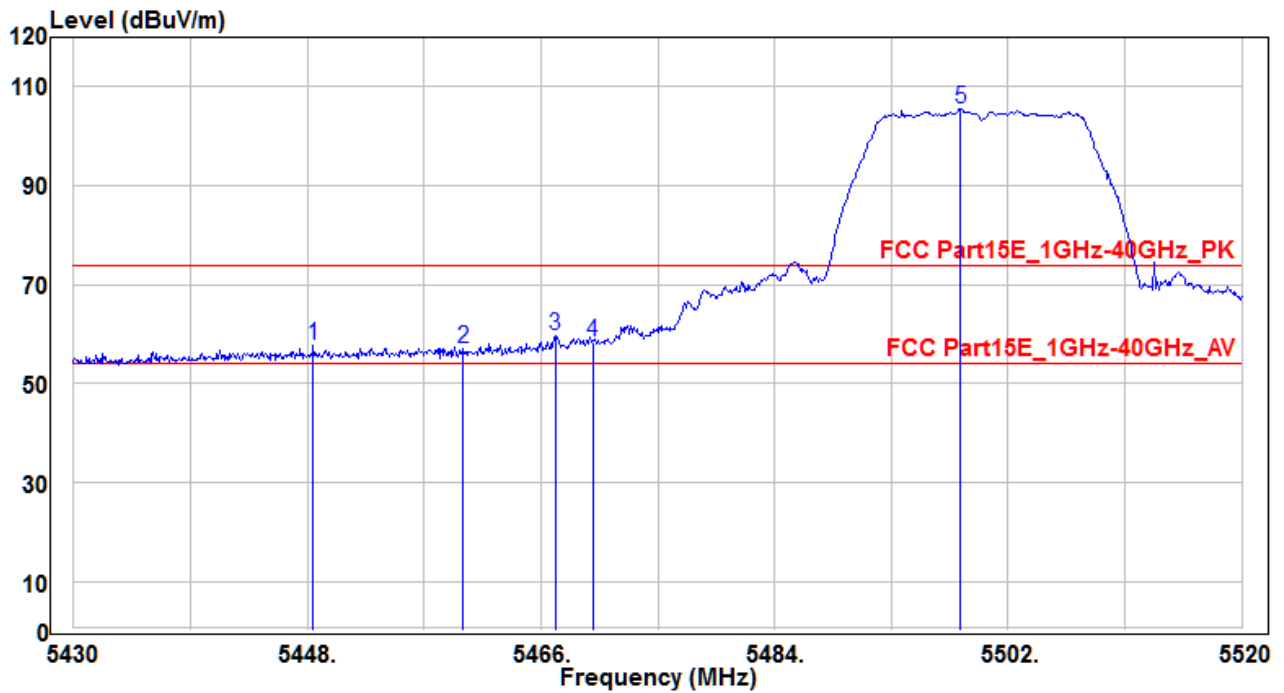


No	Frequency (MHz)	Reading (dBuV)	C.F (dB)	Measurement (dBuV/m)	Margin (dB)	Limit (dBuV)	Height (cm)	Angle (deg)	Remark (QP/PK/AV)
1	5458.44	36.31	4.18	40.49	-13.51	54	150	365	Average
2	5459.97	36.3	4.18	40.48	-13.52	54	150	365	Average
3	5462.76	36.35	4.19	40.54	-13.46	54	150	365	Average
4	* 5470	36.67	4.2	40.87	-13.13	54	150	365	Average
5	5498.4	82.59	4.27	86.86	32.86	54	150	365	Average

Note :

1. " * " means the worst value in this measurement data °
2. C.F (Correction Factor) = Antenna Factor (dB)+ Cable Loss (dB) – Preamplifier(dB) °
3. Measurement (dBuV/m) = Reading(dBuV) + C.F (Correction Factor) °

EUT	VA50EC	Test Date	2017/03/29
Factor	BBHA 9120D (1GHz~18GHz)	Temp. / Humidity	21°C / 57%
Polarity	Horizontal	Site / Engineer	AC1 / Kevin
Test Mode	MODE1-CH100_Ant 2	Test Voltage	AC 120V/60Hz

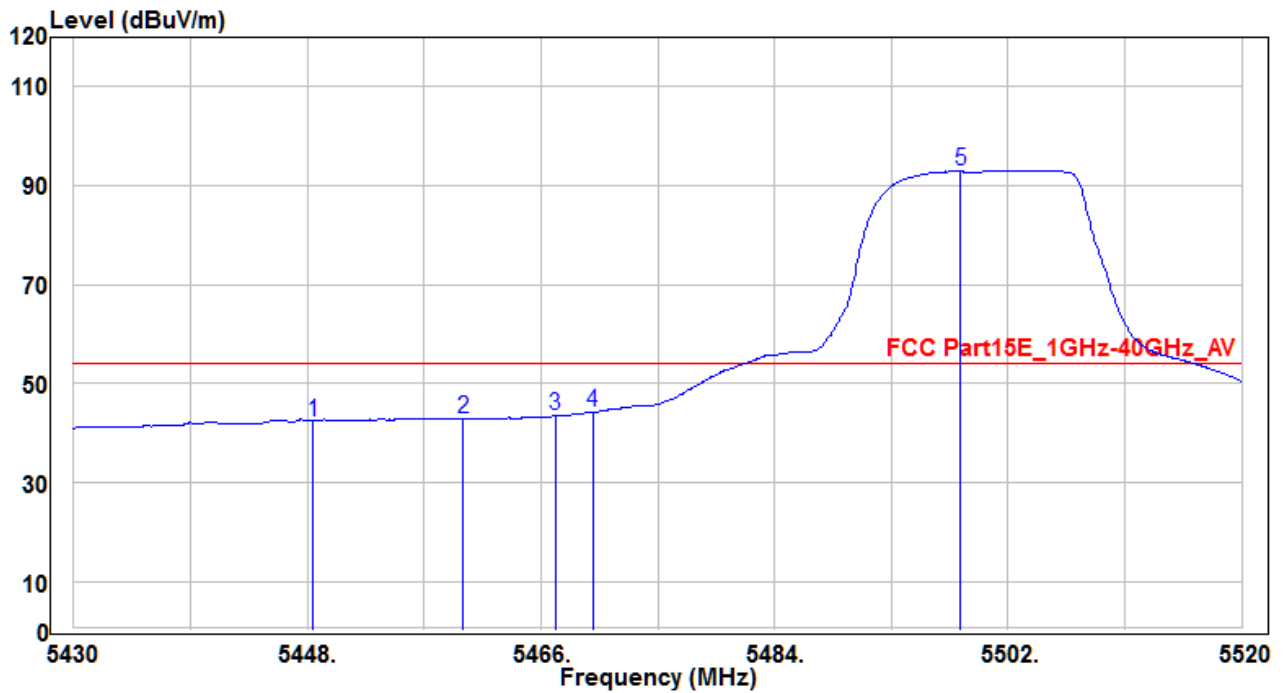


No	Frequency (MHz)	Reading (dBuV)	C.F (dB)	Measurement (dBuV/m)	Margin (dB)	Limit (dBuV)	Height (cm)	Angle (deg)	Remark (QP/PK/AV)
1	5448.45	53.39	4.16	57.55	-16.45	74	150	350	Peak
2	5460	52.82	4.18	57	-17	74	150	350	Peak
3	* 5467.08	55.52	4.2	59.72	-14.28	74	150	350	Peak
4	5470	54.03	4.2	58.23	-15.77	74	150	350	Peak
5	5498.31	101.27	4.27	105.54	31.54	74	150	350	Peak

Note :

- "*" means the worst value in this measurement data °
- C.F (Correction Factor) = Antenna Factor (dB)+ Cable Loss (dB) – Preamplifier(dB) °
- Measurement (dBuV/m) = Reading(dBuV) + C.F (Correction Factor) °

EUT	VA50EC	Test Date	2017/03/29
Factor	BBHA 9120D (1GHz~18GHz)	Temp. / Humidity	21°C / 57%
Polarity	Horizontal	Site / Engineer	AC1 / Kevin
Test Mode	MODE1-CH100_Ant 2	Test Voltage	AC 120V/60Hz

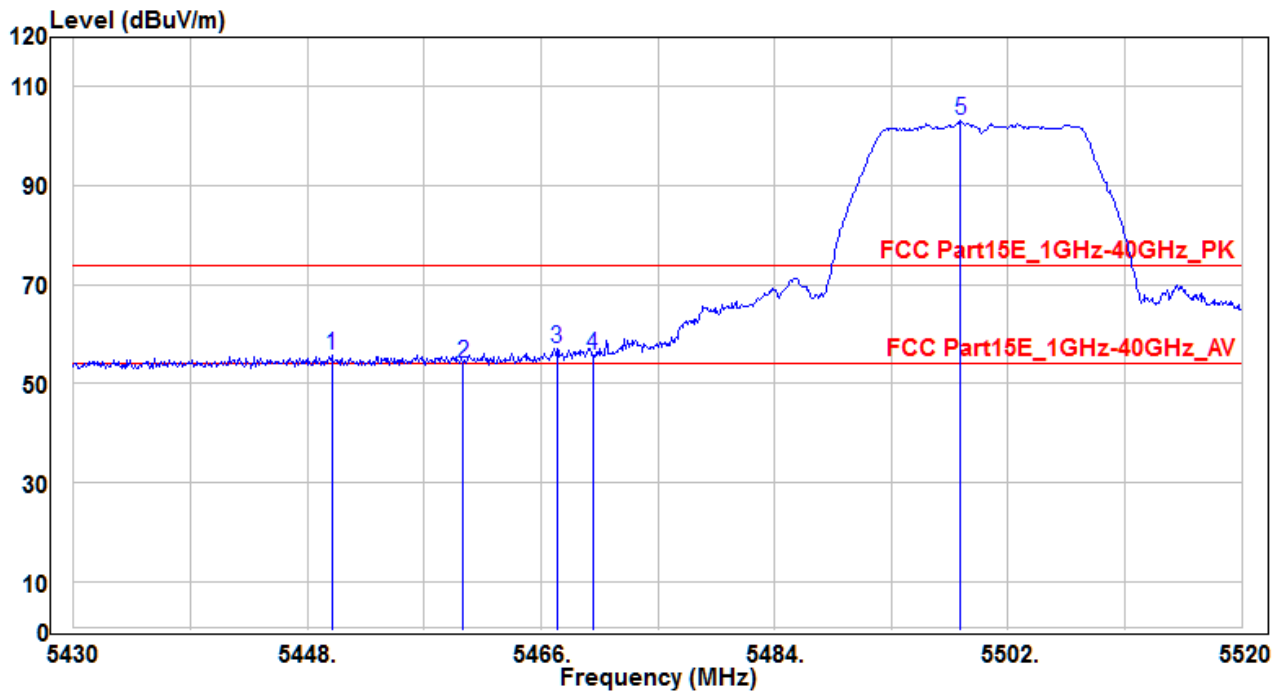


No	Frequency (MHz)	Reading (dBuV)	C.F (dB)	Measurement (dBuV/m)	Margin (dB)	Limit (dBuV)	Height (cm)	Angle (deg)	Remark (QP/PK/AV)
1	5448.45	38.2	4.16	42.36	-11.64	54	150	350	Average
2	5460	38.74	4.18	42.92	-11.08	54	150	350	Average
3	5467.08	39.2	4.2	43.4	-10.6	54	150	350	Average
4	* 5470	39.99	4.2	44.19	-9.81	54	150	350	Average
5	5498.31	88.63	4.27	92.9	38.9	54	150	350	Average

Note :

1. " * " means the worst value in this measurement data °
2. C.F (Correction Factor) = Antenna Factor (dB)+ Cable Loss (dB) – Preamplifier(dB) °
3. Measurement (dBuV/m) = Reading(dBuV) + C.F (Correction Factor) °

EUT	VA50EC	Test Date	2017/03/29
Factor	BBHA 9120D (1GHz~18GHz)	Temp. / Humidity	21°C / 57%
Polarity	Vertical	Site / Engineer	AC1 / Kevin
Test Mode	MODE1-CH100_Ant 2	Test Voltage	AC 120V/60Hz

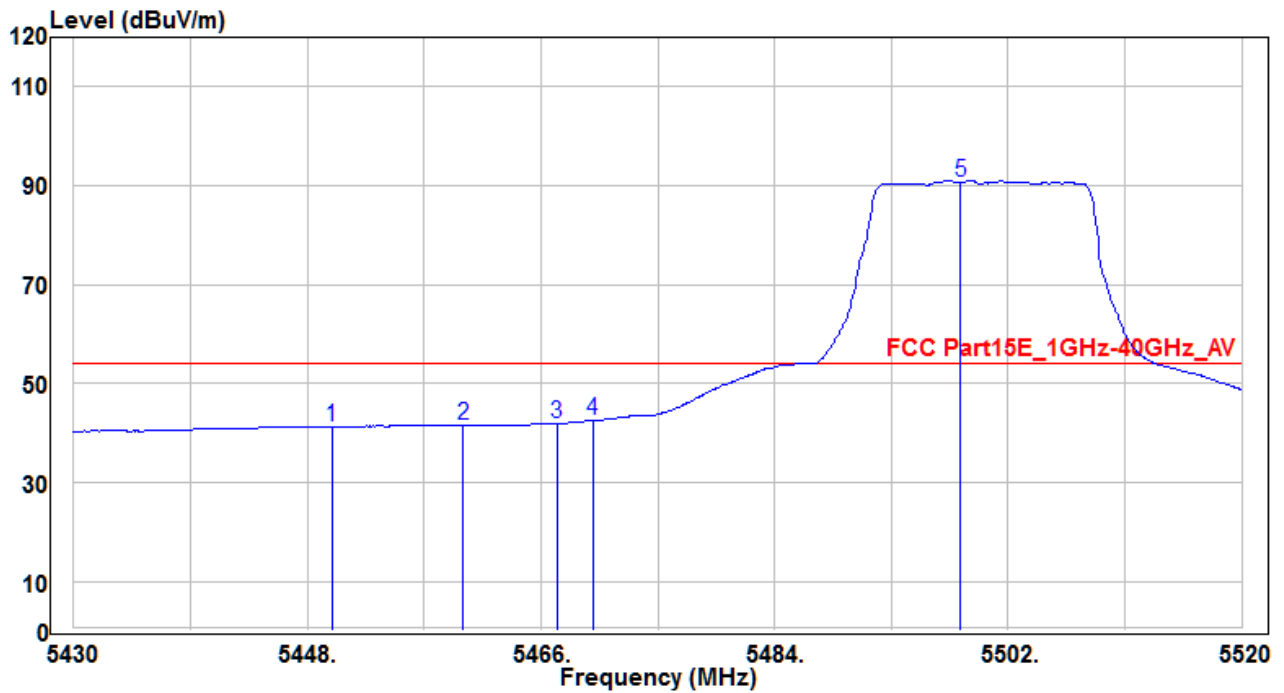


No	Frequency (MHz)	Reading (dBuV)	C.F (dB)	Measurement (dBuV/m)	Margin (dB)	Limit (dBuV)	Height (cm)	Angle (deg)	Remark (QP/PK/AV)
1	5449.89	51.56	4.16	55.72	-18.28	74	180	20	Peak
2	5460	49.91	4.18	54.09	-19.91	74	180	20	Peak
3	* 5467.26	52.87	4.2	57.07	-16.93	74	180	20	Peak
4	5470	51.45	4.2	55.65	-18.35	74	180	20	Peak
5	5498.31	98.83	4.27	103.1	29.1	74	180	20	Peak

Note :

- " * " means the worst value in this measurement data °
- C.F (Correction Factor) = Antenna Factor (dB)+ Cable Loss (dB) – Preamplifier(dB) °
- Measurement (dBuV/m) = Reading(dBuV) + C.F (Correction Factor) °

EUT	VA50EC	Test Date	2017/03/29
Factor	BBHA 9120D (1GHz~18GHz)	Temp. / Humidity	21°C / 57%
Polarity	Vertical	Site / Engineer	AC1 / Kevin
Test Mode	MODE1-CH100_Ant 2	Test Voltage	AC 120V/60Hz

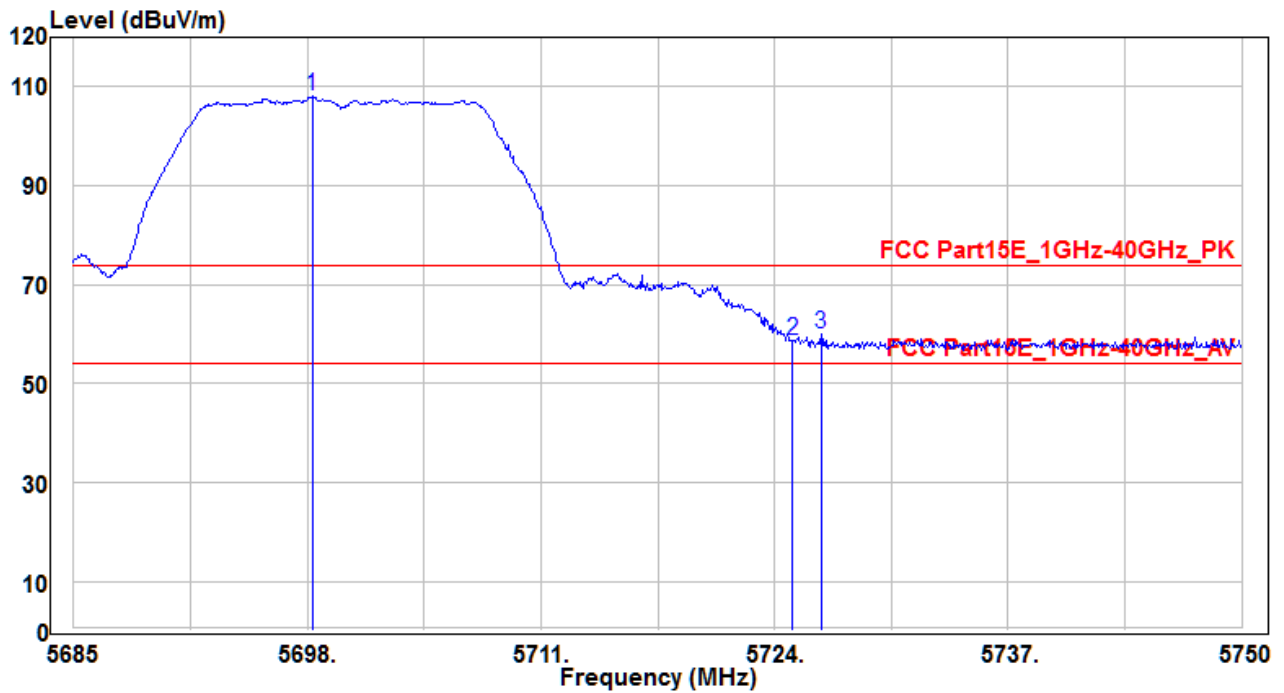


No	Frequency (MHz)	Reading (dBuV)	C.F (dB)	Measurement (dBuV/m)	Margin (dB)	Limit (dBuV)	Height (cm)	Angle (deg)	Remark (QP/PK/AV)
1	5449.89	37.03	4.16	41.19	-12.81	54	180	20	Average
2	5460	37.4	4.18	41.58	-12.42	54	180	20	Average
3	5467.26	37.74	4.2	41.94	-12.06	54	180	20	Average
4	* 5470	38.26	4.2	42.46	-11.54	54	180	20	Average
5	5498.31	86.39	4.27	90.66	36.66	54	180	20	Average

Note :

1. " * " means the worst value in this measurement data °
2. C.F (Correction Factor) = Antenna Factor (dB)+ Cable Loss (dB) – Preamplifier(dB) °
3. Measurement (dBuV/m) = Reading(dBuV) + C.F (Correction Factor) °

EUT	VA50EC	Test Date	2017/03/29
Factor	BBHA 9120D (1GHz~18GHz)	Temp. / Humidity	21°C / 57%
Polarity	Horizontal	Site / Engineer	AC1 / Kevin
Test Mode	MODE1-CH140_Ant 1	Test Voltage	AC 120V/60Hz

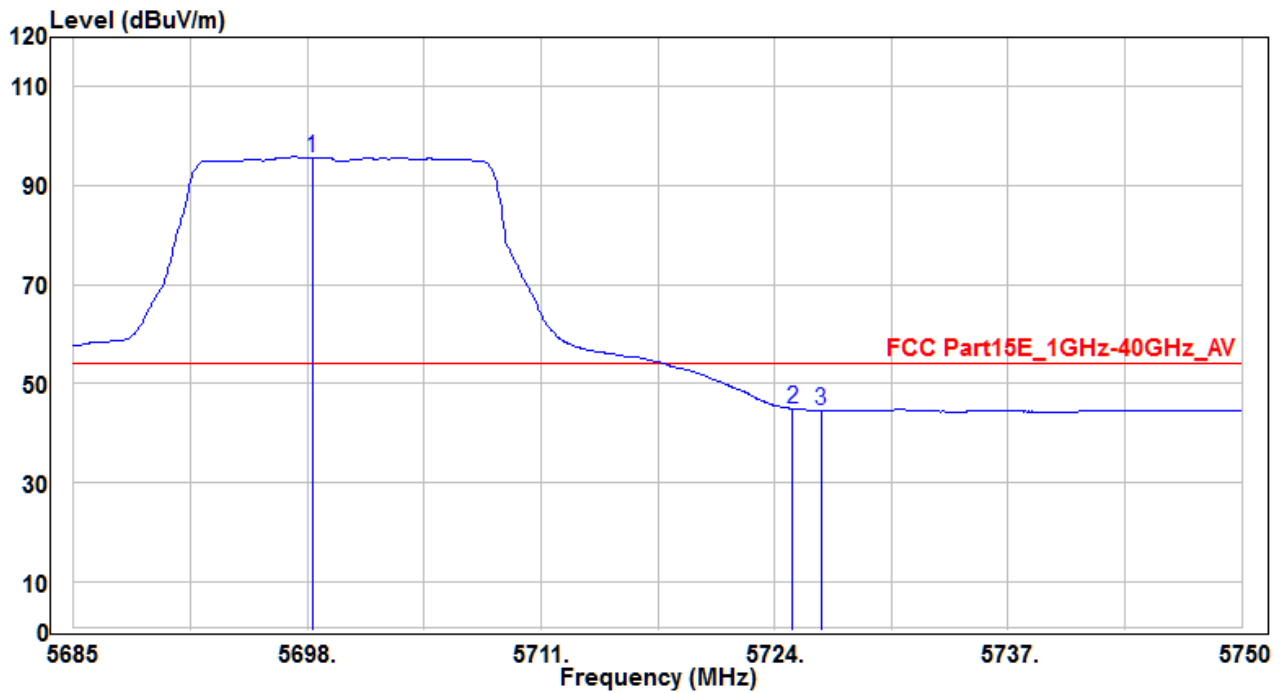


No	Frequency (MHz)	Reading (dBuV)	C.F (dB)	Measurement (dBuV/m)	Margin (dB)	Limit (dBuV)	Height (cm)	Angle (deg)	Remark (QP/PK/AV)
1	5698.26	103.14	4.87	108.01	34.01	74	170	5	Peak
2	5725	53.65	5.03	58.68	-15.32	74	170	5	Peak
3	* 5726.6	55.05	5.04	60.09	-13.91	74	170	5	Peak

Note :

- "*" means the worst value in this measurement data °
- C.F (Correction Factor) = Antenna Factor (dB)+ Cable Loss (dB) – Preamplifier(dB) °
- Measurement (dBuV/m) = Reading(dBuV) + C.F (Correction Factor) °

EUT	VA50EC	Test Date	2017/03/29
Factor	BBHA 9120D (1GHz~18GHz)	Temp. / Humidity	21°C / 57%
Polarity	Horizontal	Site / Engineer	AC1 / Kevin
Test Mode	MODE1-CH140_Ant 1	Test Voltage	AC 120V/60Hz

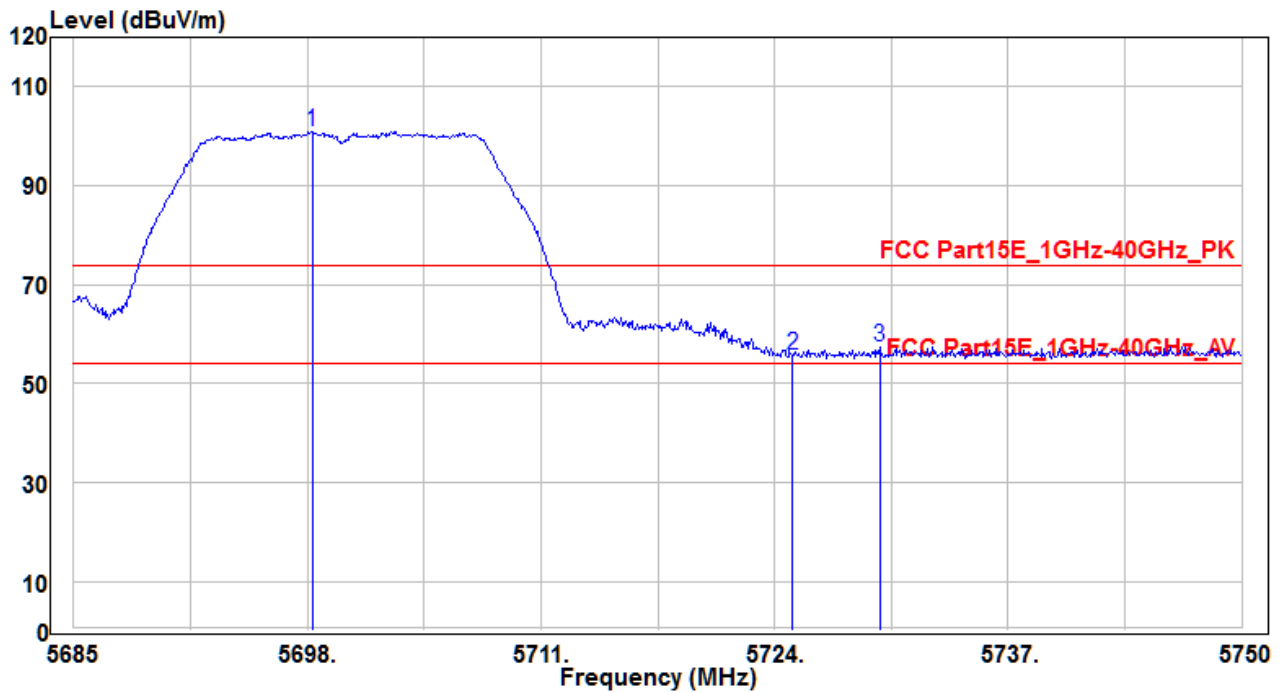


No	Frequency (MHz)	Reading (dBuV)	C.F (dB)	Measurement (dBuV/m)	Margin (dB)	Limit (dBuV)	Height (cm)	Angle (deg)	Remark (QP/PK/AV)
1	5698.26	90.64	4.87	95.51	41.51	54	170	5	Average
2	* 5725	39.93	5.03	44.96	-9.04	54	170	5	Average
3	5726.6	39.48	5.04	44.52	-9.48	54	170	5	Average

Note :

- "*" means the worst value in this measurement data °
- C.F (Correction Factor) = Antenna Factor (dB)+ Cable Loss (dB) – Preamplifier(dB) °
- Measurement (dBuV/m) = Reading(dBuV) + C.F (Correction Factor) °

EUT	VA50EC	Test Date	2017/03/29
Factor	BBHA 9120D (1GHz~18GHz)	Temp. / Humidity	21°C / 57%
Polarity	Vertical	Site / Engineer	AC1 / Kevin
Test Mode	MODE1-CH140_Ant 1	Test Voltage	AC 120V/60Hz

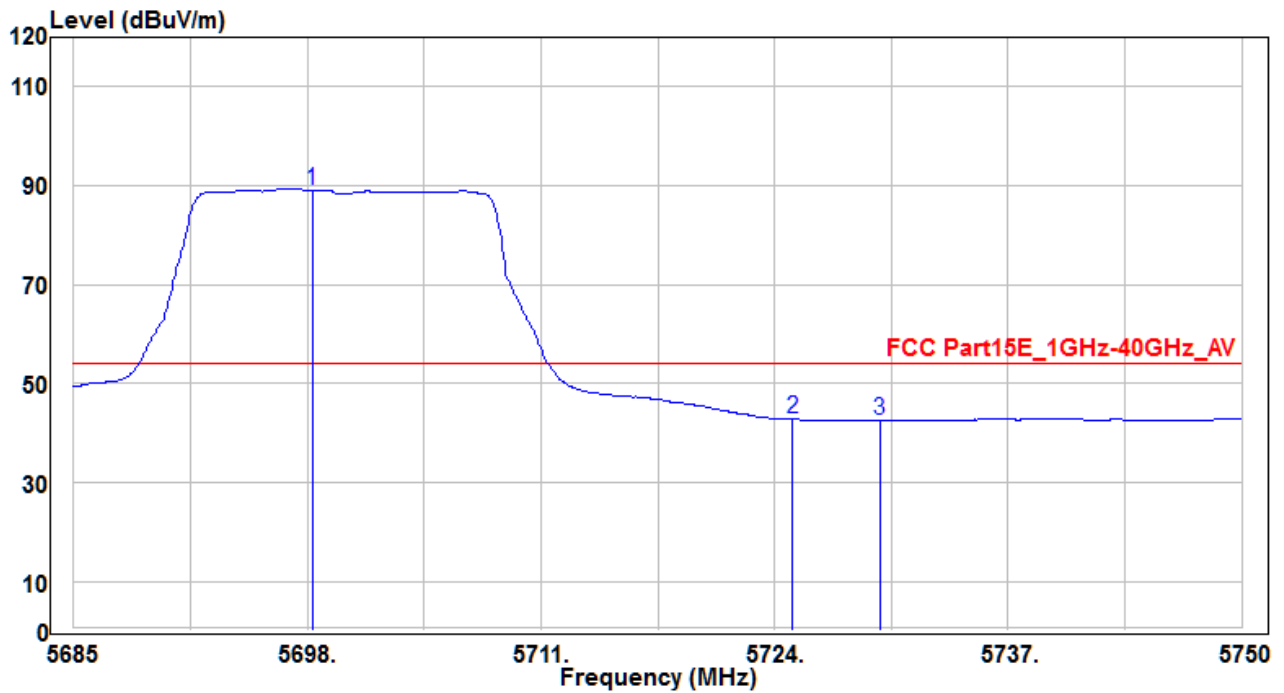


No	Frequency (MHz)	Reading (dBuV)	C.F (dB)	Measurement (dBuV/m)	Margin (dB)	Limit (dBuV)	Height (cm)	Angle (deg)	Remark (QP/PK/AV)
1	5698.26	96.17	4.87	101.04	27.04	74	160	380	Peak
2	5725	50.71	5.03	55.74	-18.26	74	160	380	Peak
3	* 5729.85	52.49	5.05	57.54	-16.46	74	160	380	Peak

Note :

1. " * " means the worst value in this measurement data °
2. C.F (Correction Factor) = Antenna Factor (dB)+ Cable Loss (dB) – Preamplifier(dB) °
3. Measurement (dBuV/m) = Reading(dBuV) + C.F (Correction Factor) °

EUT	VA50EC	Test Date	2017/03/29
Factor	BBHA 9120D (1GHz~18GHz)	Temp. / Humidity	21°C / 57%
Polarity	Vertical	Site / Engineer	AC1 / Kevin
Test Mode	MODE1-CH140_Ant 1	Test Voltage	AC 120V/60Hz

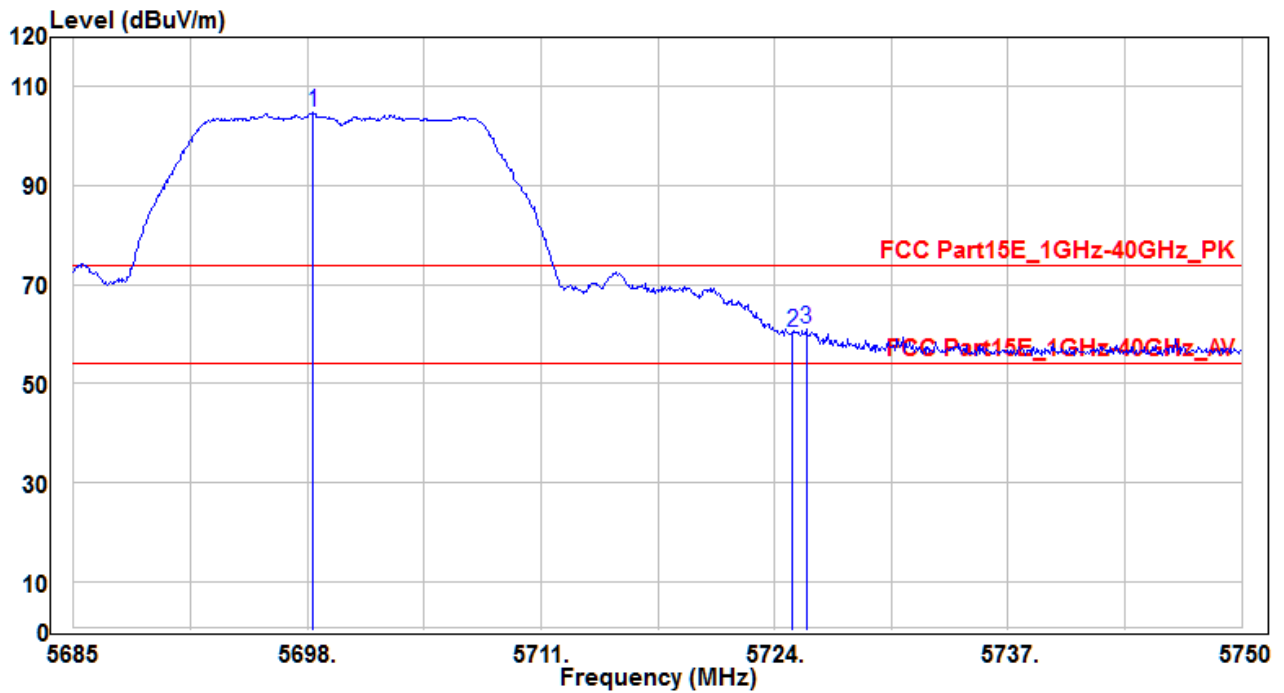


No	Frequency (MHz)	Reading (dBuV)	C.F (dB)	Measurement (dBuV/m)	Margin (dB)	Limit (dBuV)	Height (cm)	Angle (deg)	Remark (QP/PK/AV)
1	5698.26	84.12	4.87	88.99	34.99	54	160	380	Average
2	* 5725	37.71	5.03	42.74	-11.26	54	160	380	Average
3	5729.85	37.58	5.05	42.63	-11.37	54	160	380	Average

Note :

- "*" means the worst value in this measurement data °
- C.F (Correction Factor) = Antenna Factor (dB)+ Cable Loss (dB) – Preamplifier(dB) °
- Measurement (dBuV/m) = Reading(dBuV) + C.F (Correction Factor) °

EUT	VA50EC	Test Date	2017/03/29
Factor	BBHA 9120D (1GHz~18GHz)	Temp. / Humidity	21°C / 57%
Polarity	Horizontal	Site / Engineer	AC1 / Kevin
Test Mode	MODE1-CH140_Ant 2	Test Voltage	AC 120V/60Hz

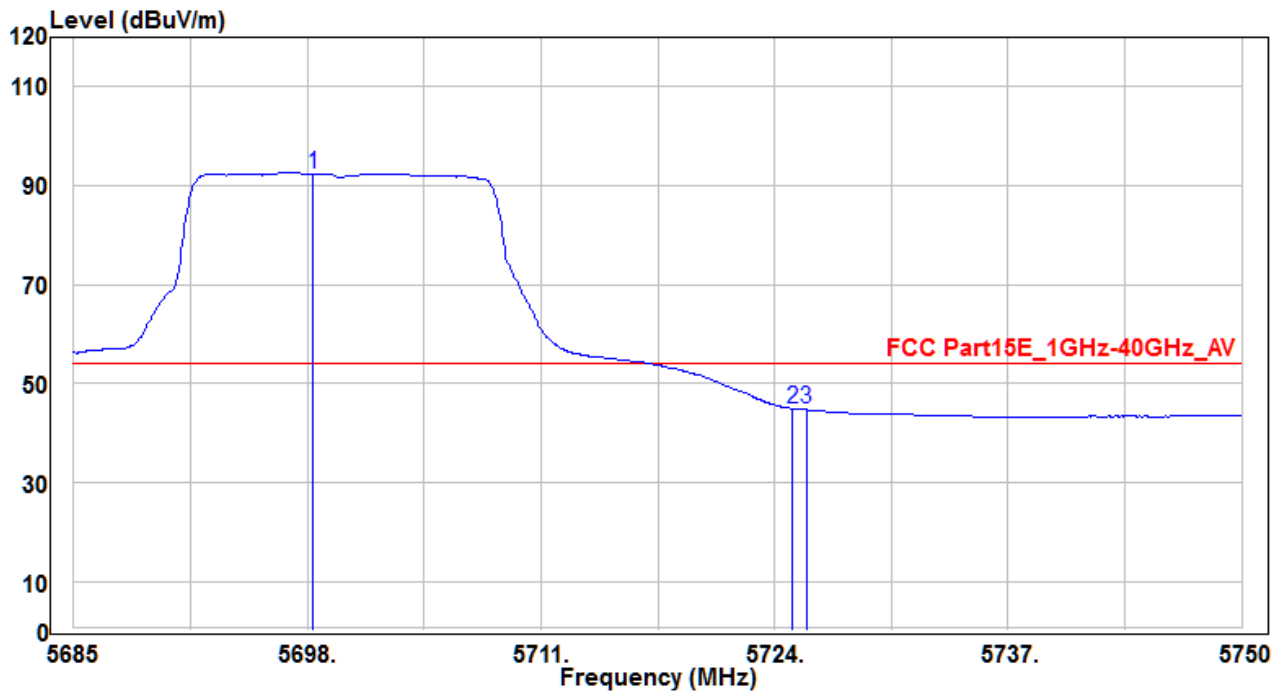


No	Frequency (MHz)	Reading (dBuV)	C.F (dB)	Measurement (dBuV/m)	Margin (dB)	Limit (dBuV)	Height (cm)	Angle (deg)	Remark (QP/PK/AV)
1	5698.325	99.87	4.87	104.74	30.74	74	160	350	Peak
2	5725	55.2	5.03	60.23	-13.77	74	160	350	Peak
3	* 5725.755	55.94	5.04	60.98	-13.02	74	160	350	Peak

Note :

- "*" means the worst value in this measurement data °
- C.F (Correction Factor) = Antenna Factor (dB)+ Cable Loss (dB) – Preamplifier(dB) °
- Measurement (dBuV/m) = Reading(dBuV) + C.F (Correction Factor) °

EUT	VA50EC	Test Date	2017/03/29
Factor	BBHA 9120D (1GHz~18GHz)	Temp. / Humidity	21°C / 57%
Polarity	Horizontal	Site / Engineer	AC1 / Kevin
Test Mode	MODE1-CH140_Ant 2	Test Voltage	AC 120V/60Hz

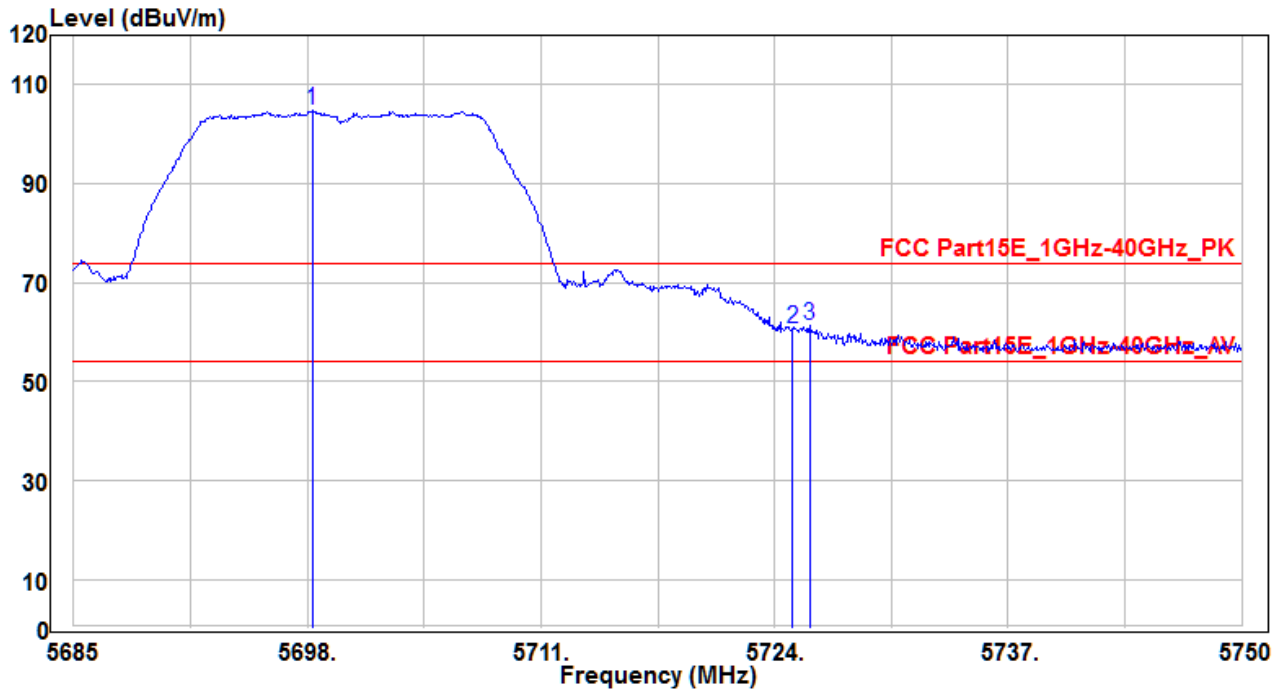


No	Frequency (MHz)	Reading (dBuV)	C.F (dB)	Measurement (dBuV/m)	Margin (dB)	Limit (dBuV)	Height (cm)	Angle (deg)	Remark (QP/PK/AV)
1	5698.325	87.5	4.87	92.37	38.37	54	160	350	Average
2	* 5725	39.92	5.03	44.95	-9.05	54	160	350	Average
3	5725.755	39.65	5.04	44.69	-9.31	54	160	350	Average

Note :

- "*" means the worst value in this measurement data °
- C.F (Correction Factor) = Antenna Factor (dB)+ Cable Loss (dB) – Preamplifier(dB) °
- Measurement (dBuV/m) = Reading(dBuV) + C.F (Correction Factor) °

EUT	VA50EC	Test Date	2017/03/29
Factor	BBHA 9120D (1GHz~18GHz)	Temp. / Humidity	21°C / 57%
Polarity	Vertical	Site / Engineer	AC1 / Kevin
Test Mode	MODE1-CH140_Ant 2	Test Voltage	AC 120V/60Hz

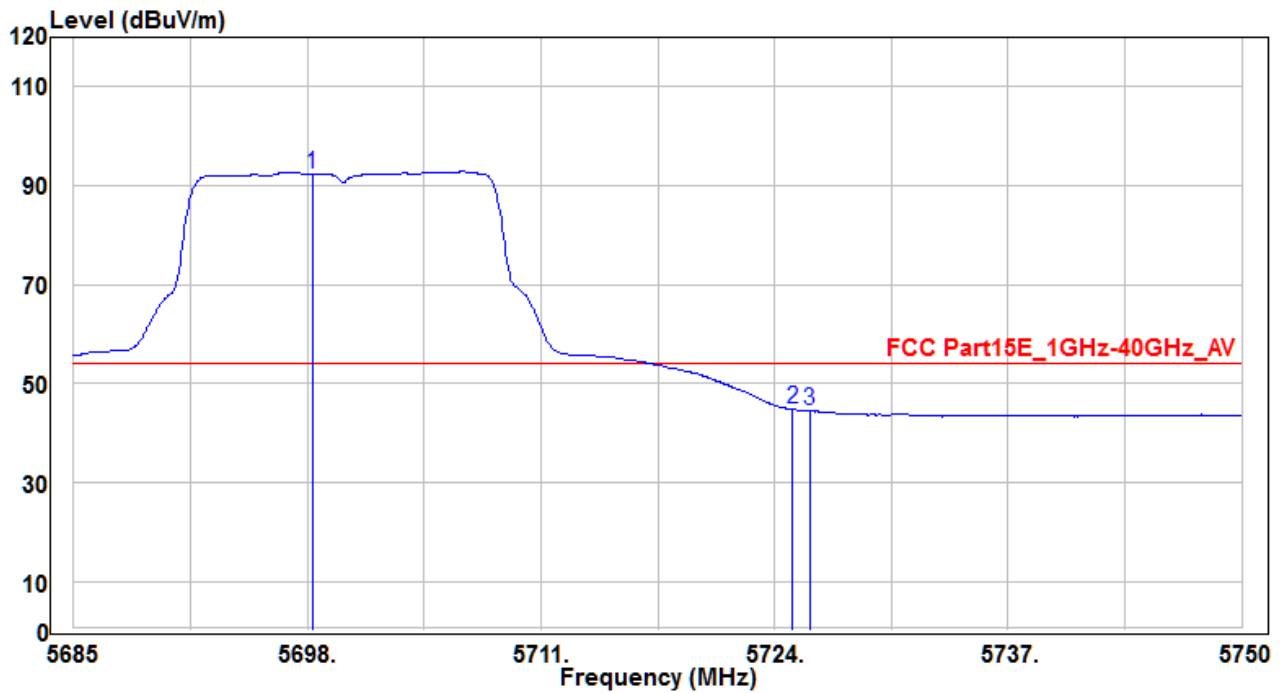


No	Frequency (MHz)	Reading (dBuV)	C.F (dB)	Measurement (dBuV/m)	Margin (dB)	Limit (dBuV)	Height (cm)	Angle (deg)	Remark (QP/PK/AV)
1	5698.26	100.09	4.87	104.96	30.96	74	150	20	Peak
2	5725	55.67	5.03	60.7	-13.3	74	150	20	Peak
3	* 5725.95	56.18	5.04	61.22	-12.78	74	150	20	Peak

Note :

- " * " means the worst value in this measurement data °
- C.F (Correction Factor) = Antenna Factor (dB)+ Cable Loss (dB) – Preamplifier(dB) °
- Measurement (dBuV/m) = Reading(dBuV) + C.F (Correction Factor) °

EUT	VA50EC	Test Date	2017/03/29
Factor	BBHA 9120D (1GHz~18GHz)	Temp. / Humidity	21°C / 57%
Polarity	Vertical	Site / Engineer	AC1 / Kevin
Test Mode	MODE1-CH140_Ant 2	Test Voltage	AC 120V/60Hz

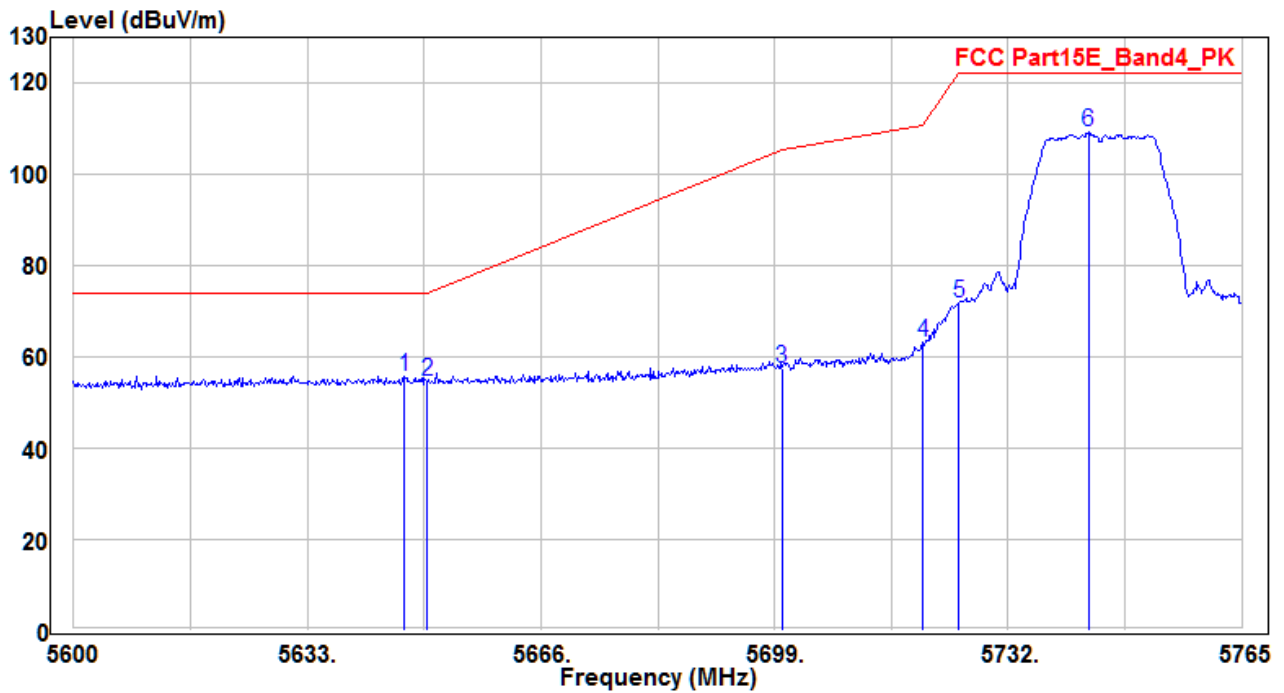


No	Frequency (MHz)	Reading (dBuV)	C.F (dB)	Measurement (dBuV/m)	Margin (dB)	Limit (dBuV)	Height (cm)	Angle (deg)	Remark (QP/PK/AV)
1	5698.26	87.32	4.87	92.19	38.19	54	150	20	Average
2	* 5725	39.71	5.03	44.74	-9.26	54	150	20	Average
3	5725.95	39.41	5.04	44.45	-9.55	54	150	20	Average

Note :

- "*" means the worst value in this measurement data °
- C.F (Correction Factor) = Antenna Factor (dB)+ Cable Loss (dB) – Preamplifier(dB) °
- Measurement (dBuV/m) = Reading(dBuV) + C.F (Correction Factor) °

EUT	VA50EC	Test Date	2017/03/29
Factor	BBHA 9120D (1GHz~18GHz)	Temp. / Humidity	21°C / 57%
Polarity	Horizontal	Site / Engineer	AC1 / Kevin
Test Mode	MODE1-CH149_Ant 1	Test Voltage	AC 120V/60Hz

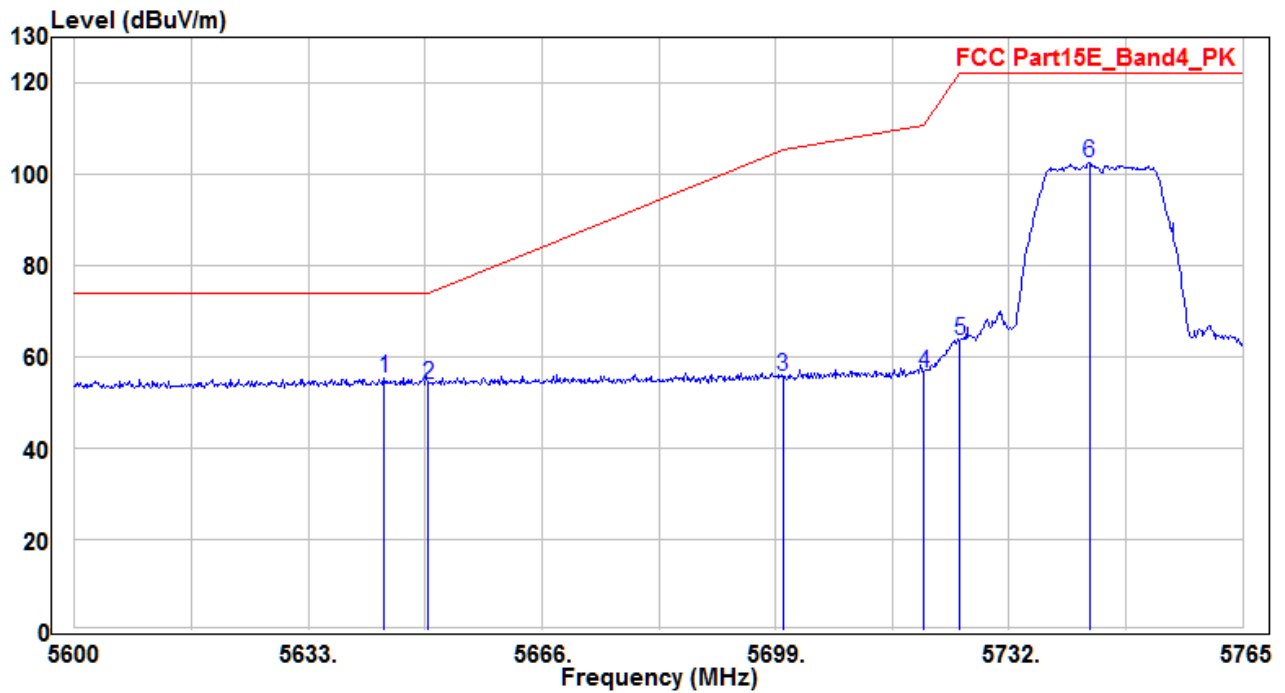


No	Frequency (MHz)	Reading (dBuV)	C.F (dB)	Measurement (dBuV/m)	Margin (dB)	Limit (dBuV)	Height (cm)	Angle (deg)	Remark (QP/PK/AV)
1	5646.695	50.93	4.66	55.59	-18.41	74	190	5	Peak
2	5649.995	50.04	4.67	54.71	-19.29	74	190	5	Peak
3	5700	52.81	4.87	57.68	-47.52	105.2	190	5	Peak
4	5720	58.14	5	63.14	-47.66	110.8	190	5	Peak
5	5725	66.75	5.03	71.78	-50.42	122.2	190	5	Peak
6	* 5743.385	104.16	5.14	109.3	-12.9	122.2	190	5	Peak

Note :

1. " * " means the worst value in this measurement data °
2. C.F (Correction Factor) = Antenna Factor (dB)+ Cable Loss (dB) – Preamplifier(dB) °
3. Measurement (dBuV/m) = Reading(dBuV) + C.F (Correction Factor) °

EUT	VA50EC	Test Date	2017/03/29
Factor	BBHA 9120D (1GHz~18GHz)	Temp. / Humidity	21°C / 57%
Polarity	Vertical	Site / Engineer	AC1 / Kevin
Test Mode	MODE1-CH149_Ant 1	Test Voltage	AC 120V/60Hz

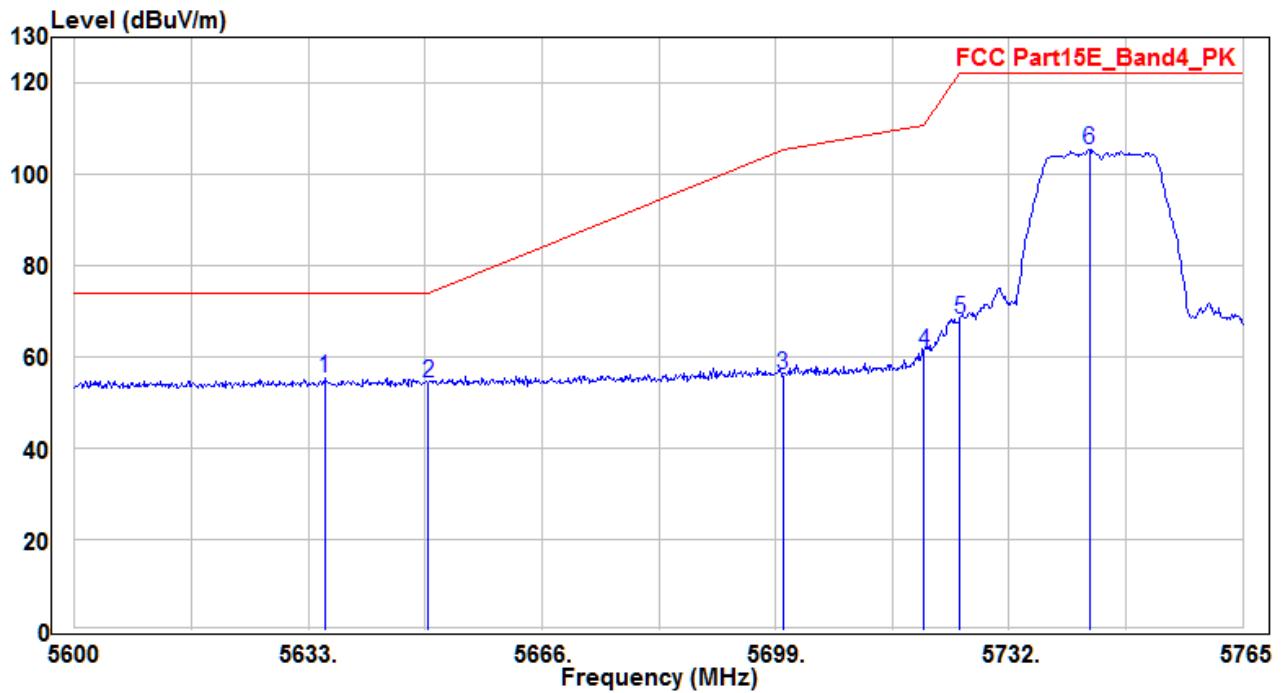


No	Frequency (MHz)	Reading (dBuV)	C.F (dB)	Measurement (dBuV/m)	Margin (dB)	Limit (dBuV)	Height (cm)	Angle (deg)	Remark (QP/PK/AV)	
1	*	5643.725	50.65	4.64	55.29	-18.71	74	150	380	Peak
2		5649.995	49.16	4.67	53.83	-20.17	74	150	380	Peak
3		5700	50.82	4.87	55.69	-49.51	105.2	150	380	Peak
4		5720	51.61	5	56.61	-54.19	110.8	150	380	Peak
5		5725	58.64	5.03	63.67	-58.53	122.2	150	380	Peak
6		5743.385	97.4	5.14	102.54	-19.66	122.2	150	380	Peak

Note :

1. " * " means the worst value in this measurement data °
2. C.F (Correction Factor) = Antenna Factor (dB)+ Cable Loss (dB) – Preamplifier(dB) °
3. Measurement (dBuV/m) = Reading(dBuV) + C.F (Correction Factor) °

EUT	VA50EC	Test Date	2017/03/29
Factor	BBHA 9120D (1GHz~18GHz)	Temp. / Humidity	21°C / 57%
Polarity	Horizontal	Site / Engineer	AC1 / Kevin
Test Mode	MODE1-CH149_Ant 2	Test Voltage	AC 120V/60Hz

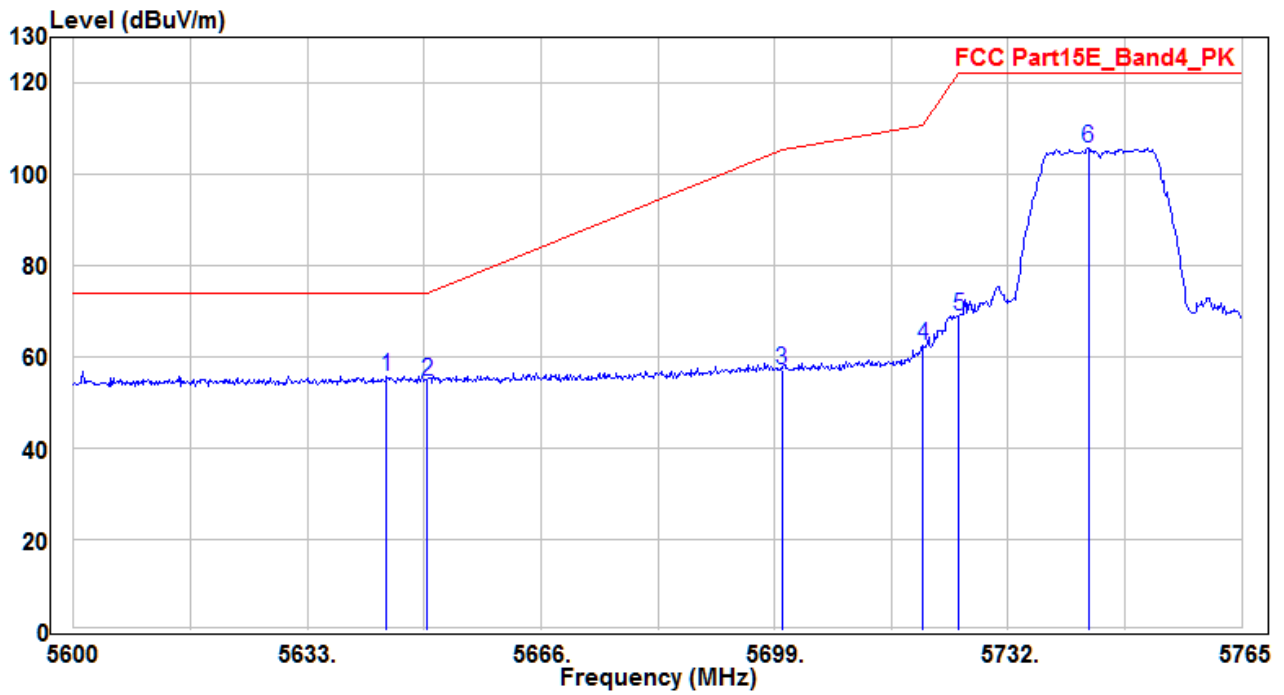


No	Frequency (MHz)	Reading (dBuV)	C.F (dB)	Measurement (dBuV/m)	Margin (dB)	Limit (dBuV)	Height (cm)	Angle (deg)	Remark (QP/PK/AV)
1	5635.31	50.67	4.63	55.3	-18.7	74	140	350	Peak
2	5649.995	49.7	4.67	54.37	-19.63	74	140	350	Peak
3	5700	51.12	4.87	55.99	-49.21	105.2	140	350	Peak
4	5720	56.23	5	61.23	-49.57	110.8	140	350	Peak
5	5725	63.03	5.03	68.06	-54.14	122.2	140	350	Peak
6	* 5743.385	100.25	5.14	105.39	-16.81	122.2	140	350	Peak

Note :

1. " * " means the worst value in this measurement data °
2. C.F (Correction Factor) = Antenna Factor (dB)+ Cable Loss (dB) – Preamplifier(dB) °
3. Measurement (dBuV/m) = Reading(dBuV) + C.F (Correction Factor) °

EUT	VA50EC	Test Date	2017/03/29
Factor	BBHA 9120D (1GHz~18GHz)	Temp. / Humidity	21°C / 57%
Polarity	Vertical	Site / Engineer	AC1 / Kevin
Test Mode	MODE1-CH149_Ant 2	Test Voltage	AC 120V/60Hz

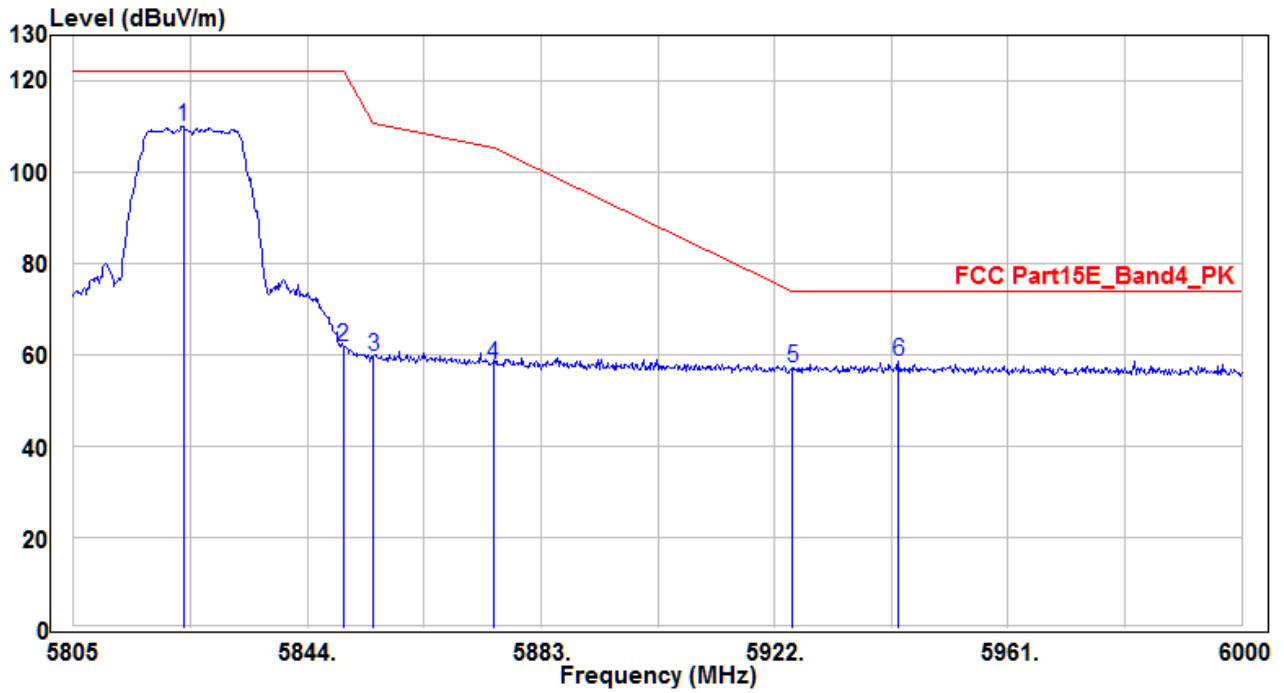


No	Frequency (MHz)	Reading (dBuV)	C.F (dB)	Measurement (dBuV/m)	Margin (dB)	Limit (dBuV)	Height (cm)	Angle (deg)	Remark (QP/PK/AV)
1	5644.22	51.11	4.64	55.75	-18.25	74	160	20	Peak
2	5649.995	49.92	4.67	54.59	-19.41	74	160	20	Peak
3	5700	52.29	4.87	57.16	-48.04	105.2	160	20	Peak
4	5720	57.41	5	62.41	-48.39	110.8	160	20	Peak
5	5725	63.95	5.03	68.98	-53.22	122.2	160	20	Peak
6	* 5743.385	100.66	5.14	105.8	-16.4	122.2	160	20	Peak

Note :

1. " * " means the worst value in this measurement data °
2. C.F (Correction Factor) = Antenna Factor (dB)+ Cable Loss (dB) – Preamplifier(dB) °
3. Measurement (dBuV/m) = Reading(dBuV) + C.F (Correction Factor) °

EUT	VA50EC	Test Date	2017/03/29
Factor	BBHA 9120D (1GHz~18GHz)	Temp. / Humidity	21°C / 57%
Polarity	Horizontal	Site / Engineer	AC1 / Kevin
Test Mode	MODE1-CH165_Ant 1	Test Voltage	AC 120V/60Hz

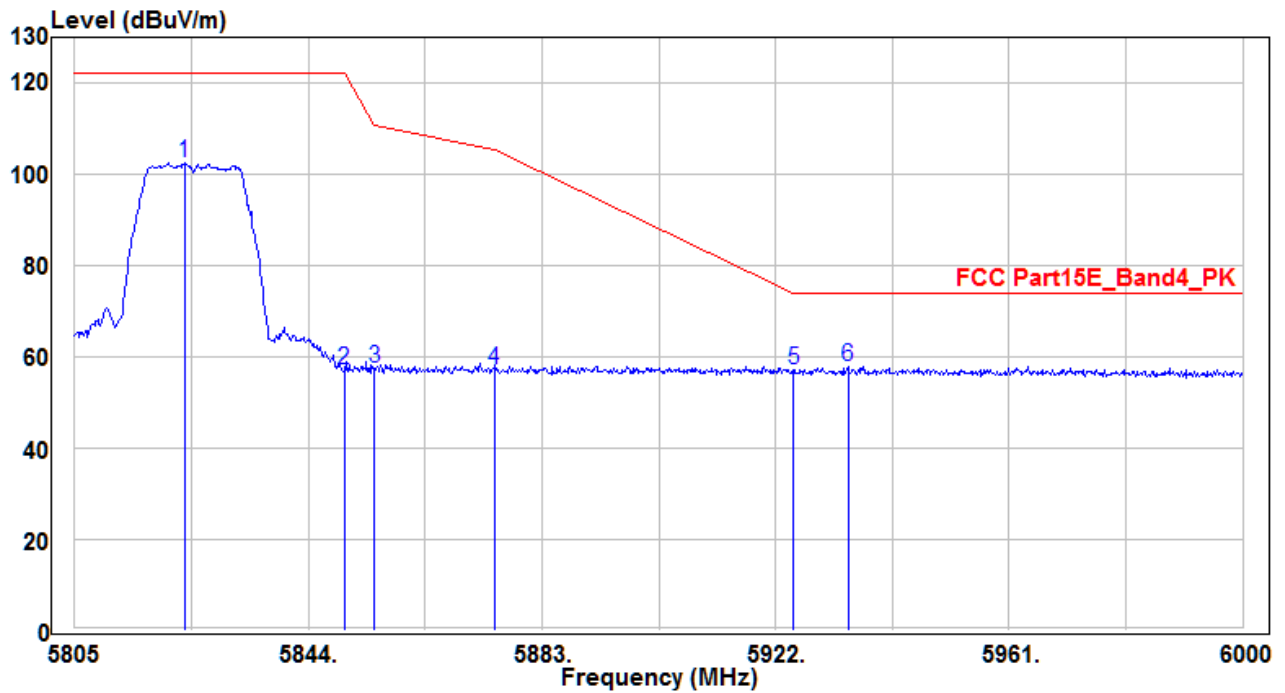


No	Frequency (MHz)	Reading (dBuV)	C.F (dB)	Measurement (dBuV/m)	Margin (dB)	Limit (dBuV)	Height (cm)	Angle (deg)	Remark (QP/PK/AV)
1	5823.33	104.46	5.58	110.04	-12.16	122.2	180	5	Peak
2	5850.045	55.99	5.73	61.72	-60.38	122.1	180	5	Peak
3	5855	53.91	5.76	59.67	-51.13	110.8	180	5	Peak
4	5875	51.91	5.83	57.74	-47.46	105.2	180	5	Peak
5	5925	51.17	5.96	57.13	-16.87	74	180	5	Peak
6	* 5942.67	52.46	6.01	58.47	-15.53	74	180	5	Peak

Note :

1. " * " means the worst value in this measurement data °
2. C.F (Correction Factor) = Antenna Factor (dB)+ Cable Loss (dB) – Preamplifier(dB) °
3. Measurement (dBuV/m) = Reading(dBuV) + C.F (Correction Factor) °

EUT	VA50EC	Test Date	2017/03/29
Factor	BBHA 9120D (1GHz~18GHz)	Temp. / Humidity	21°C / 57%
Polarity	Vertical	Site / Engineer	AC1 / Kevin
Test Mode	MODE1-CH165_Ant 1	Test Voltage	AC 120V/60Hz

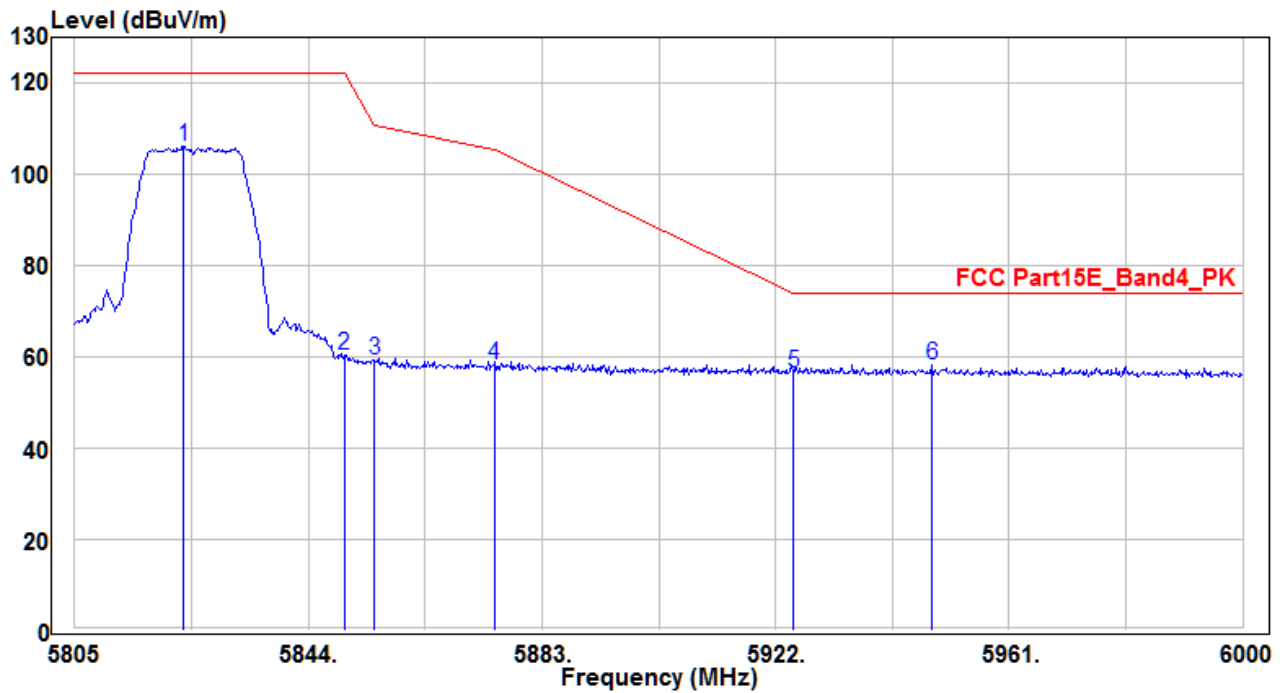


No		Frequency (MHz)	Reading (dBuV)	C.F (dB)	Measurement (dBuV/m)	Margin (dB)	Limit (dBuV)	Height (cm)	Angle (deg)	Remark (QP/PK/AV)
1	*	5823.33	97.1	5.58	102.68	-19.52	122.2	160	340	Peak
2		5850	51.36	5.73	57.09	-65.11	122.2	160	340	Peak
3		5855	51.58	5.76	57.34	-53.46	110.8	160	340	Peak
4		5875	51.26	5.83	57.09	-48.11	105.2	160	340	Peak
5		5925	51.02	5.96	56.98	-17.02	74	160	340	Peak
6		5934.09	51.88	5.99	57.87	-16.13	74	160	340	Peak

Note :

1. " * " means the worst value in this measurement data °
2. C.F (Correction Factor) = Antenna Factor (dB)+ Cable Loss (dB) – Preamplifier(dB) °
3. Measurement (dBuV/m) = Reading(dBuV) + C.F (Correction Factor) °

EUT	VA50EC	Test Date	2017/03/29
Factor	BBHA 9120D (1GHz~18GHz)	Temp. / Humidity	21°C / 57%
Polarity	Horizontal	Site / Engineer	AC1 / Kevin
Test Mode	MODE1-CH165_Ant 2	Test Voltage	AC 120V/60Hz

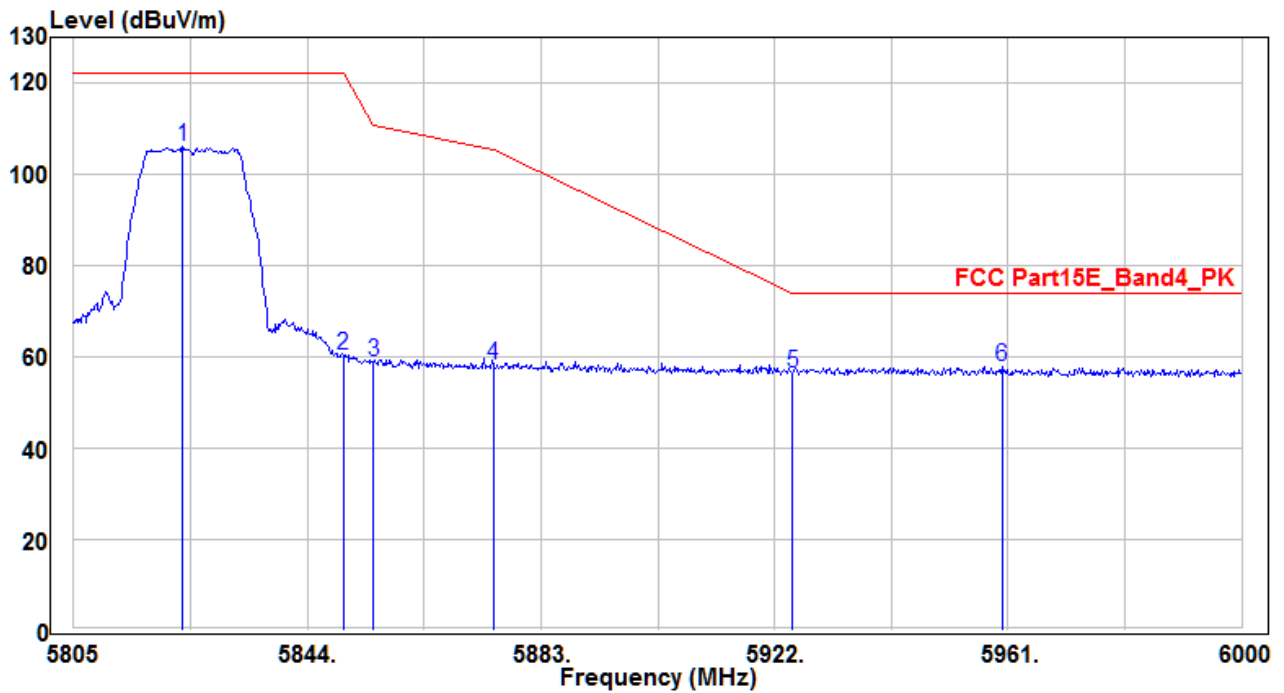


No	Frequency (MHz)	Reading (dBuV)	C.F (dB)	Measurement (dBuV/m)	Margin (dB)	Limit (dBuV)	Height (cm)	Angle (deg)	Remark (QP/PK/AV)
1	5823.135	100.65	5.58	106.23	-15.97	122.2	150	360	Peak
2	5850	54.79	5.73	60.52	-61.68	122.2	150	360	Peak
3	5855	53.56	5.76	59.32	-51.48	110.8	150	360	Peak
4	5875	52.22	5.83	58.05	-47.15	105.2	160	360	Peak
5	5925	50.45	5.96	56.41	-17.59	74	160	360	Peak
6	* 5948.13	52.02	6.03	58.05	-15.95	74	160	360	Peak

Note :

1. " * " means the worst value in this measurement data °
2. C.F (Correction Factor) = Antenna Factor (dB)+ Cable Loss (dB) – Preamplifier(dB) °
3. Measurement (dBuV/m) = Reading(dBuV) + C.F (Correction Factor) °

EUT	VA50EC	Test Date	2017/03/29
Factor	BBHA 9120D (1GHz~18GHz)	Temp. / Humidity	21°C / 57%
Polarity	Vertical	Site / Engineer	AC1 / Kevin
Test Mode	MODE1-CH165_Ant 2	Test Voltage	AC 120V/60Hz

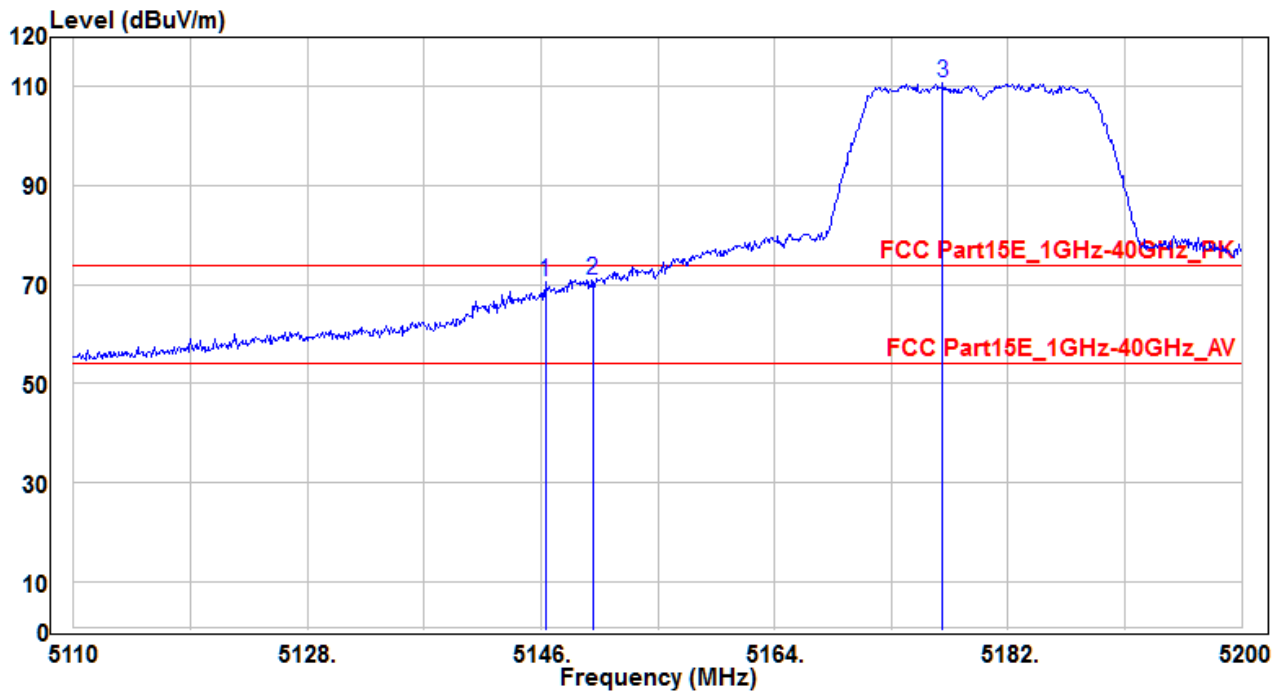


No	Frequency (MHz)	Reading (dBuV)	C.F (dB)	Measurement (dBuV/m)	Margin (dB)	Limit (dBuV)	Height (cm)	Angle (deg)	Remark (QP/PK/AV)
1	5823.135	100.51	5.58	106.09	-16.11	122.2	150	20	Peak
2	5850	54.61	5.73	60.34	-61.86	122.2	150	20	Peak
3	5855	53.16	5.76	58.92	-51.88	110.8	150	20	Peak
4	5875	52.41	5.83	58.24	-46.96	105.2	150	20	Peak
5	5925	50.49	5.96	56.45	-17.55	74	150	20	Peak
6	* 5960.025	51.91	6.05	57.96	-16.04	74	150	20	Peak

Note :

1. " * " means the worst value in this measurement data °
2. C.F (Correction Factor) = Antenna Factor (dB)+ Cable Loss (dB) – Preamplifier(dB) °
3. Measurement (dBuV/m) = Reading(dBuV) + C.F (Correction Factor) °

EUT	VA50EC	Test Date	2017/04/06
Factor	BBHA 9120D (1GHz~18GHz)	Temp. / Humidity	21°C / 57%
Polarity	Horizontal	Site / Engineer	AC1 / Kevin
Test Mode	MODE2-CH36_Ant 1+2	Test Voltage	AC 120V/60Hz

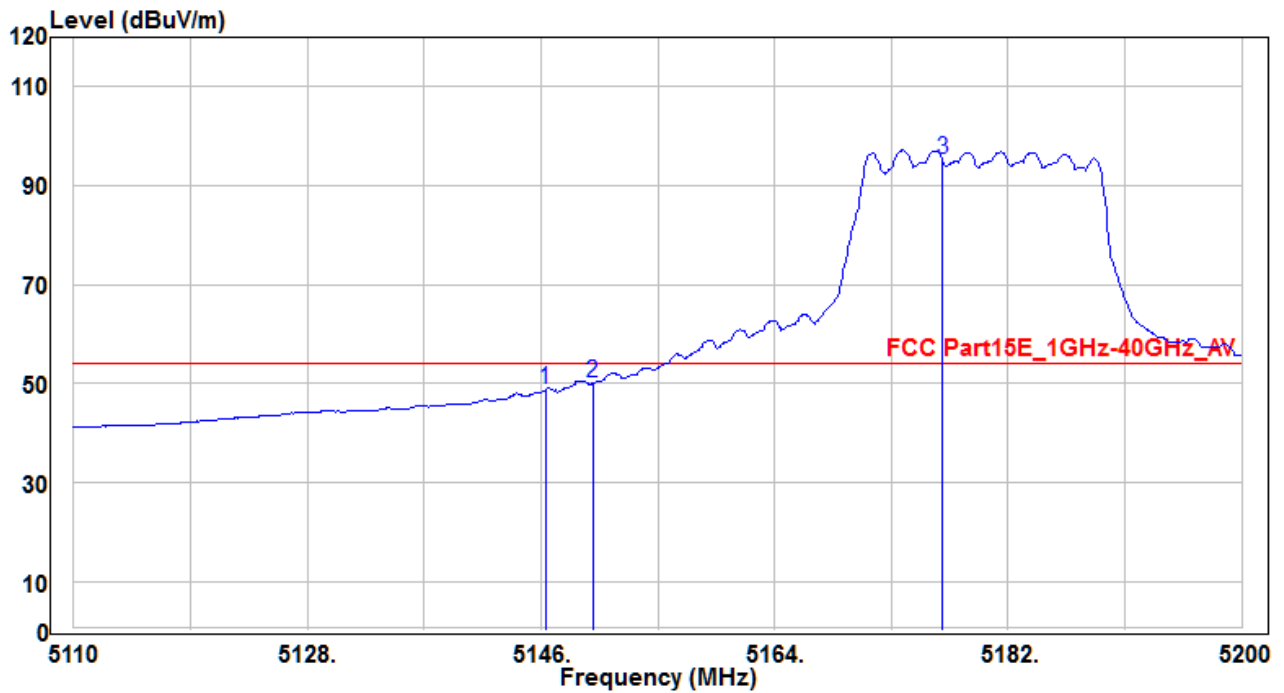


No	Frequency (MHz)	Reading (dBuV)	C.F (dB)	Measurement (dBuV/m)	Margin (dB)	Limit (dBuV)	Height (cm)	Angle (deg)	Remark (QP/PK/AV)
1	5146.36	66.46	4.17	70.63	-3.37	74	200	-30	Peak
2	* 5150	66.83	4.18	71.01	-2.99	74	200	-30	Peak
3	5176.96	106.71	4.08	110.79	36.79	74	200	-30	Peak

Note :

- "*" means the worst value in this measurement data °
- C.F (Correction Factor) = Antenna Factor (dB)+ Cable Loss (dB) – Preamplifier(dB) °
- Measurement (dBuV/m) = Reading(dBuV) + C.F (Correction Factor) °

EUT	VA50EC	Test Date	2017/04/06
Factor	BBHA 9120D (1GHz~18GHz)	Temp. / Humidity	21°C / 57%
Polarity	Horizontal	Site / Engineer	AC1 / Kevin
Test Mode	MODE2-CH36_Ant 1+2	Test Voltage	AC 120V/60Hz

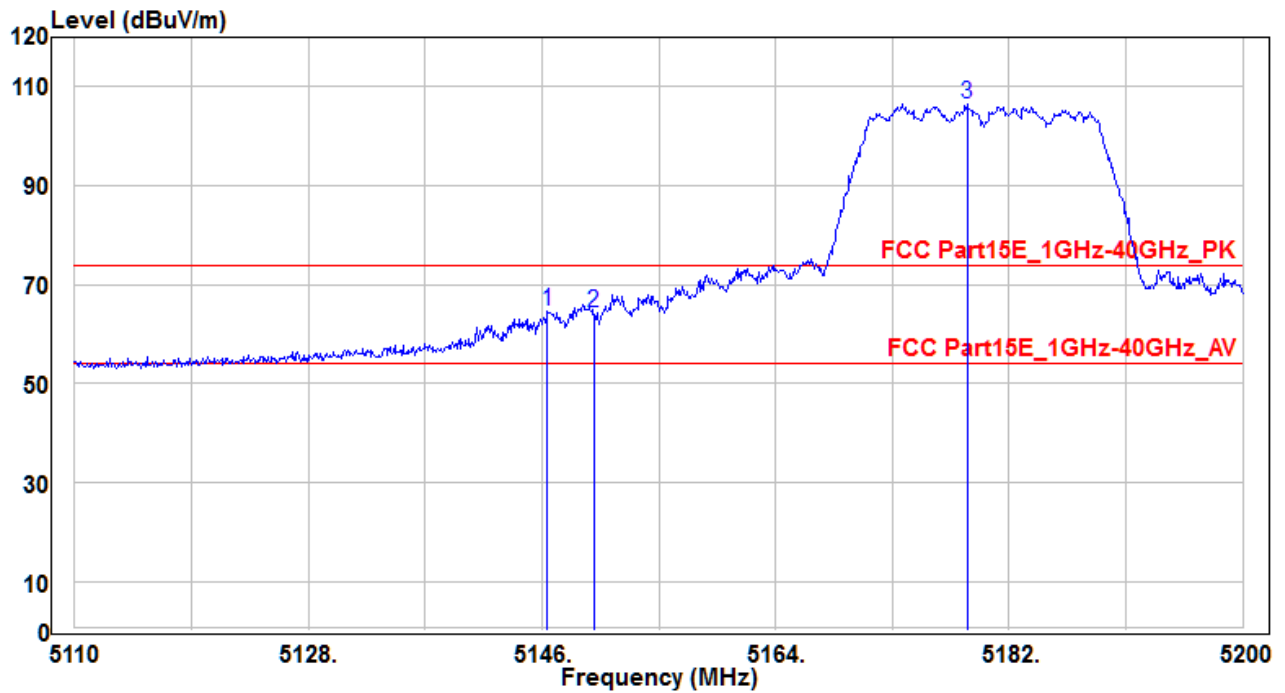


No	Frequency (MHz)	Reading (dBuV)	C.F (dB)	Measurement (dBuV/m)	Margin (dB)	Limit (dBuV)	Height (cm)	Angle (deg)	Remark (QP/PK/AV)
1	5146.36	44.79	4.17	48.96	-5.04	54	200	-30	Average
2	* 5150	45.86	4.18	50.04	-3.96	54	200	-30	Average
3	5176.96	91.07	4.08	95.15	41.15	54	200	-30	Average

Note :

- " * " means the worst value in this measurement data °
- C.F (Correction Factor) = Antenna Factor (dB)+ Cable Loss (dB) – Preamplifier(dB) °
- Measurement (dBuV/m) = Reading(dBuV) + C.F (Correction Factor) °

EUT	VA50EC	Test Date	2017/04/06
Factor	BBHA 9120D (1GHz~18GHz)	Temp. / Humidity	21°C / 57%
Polarity	Vertical	Site / Engineer	AC1 / Kevin
Test Mode	MODE2-CH36_Ant 1+2	Test Voltage	AC 120V/60Hz

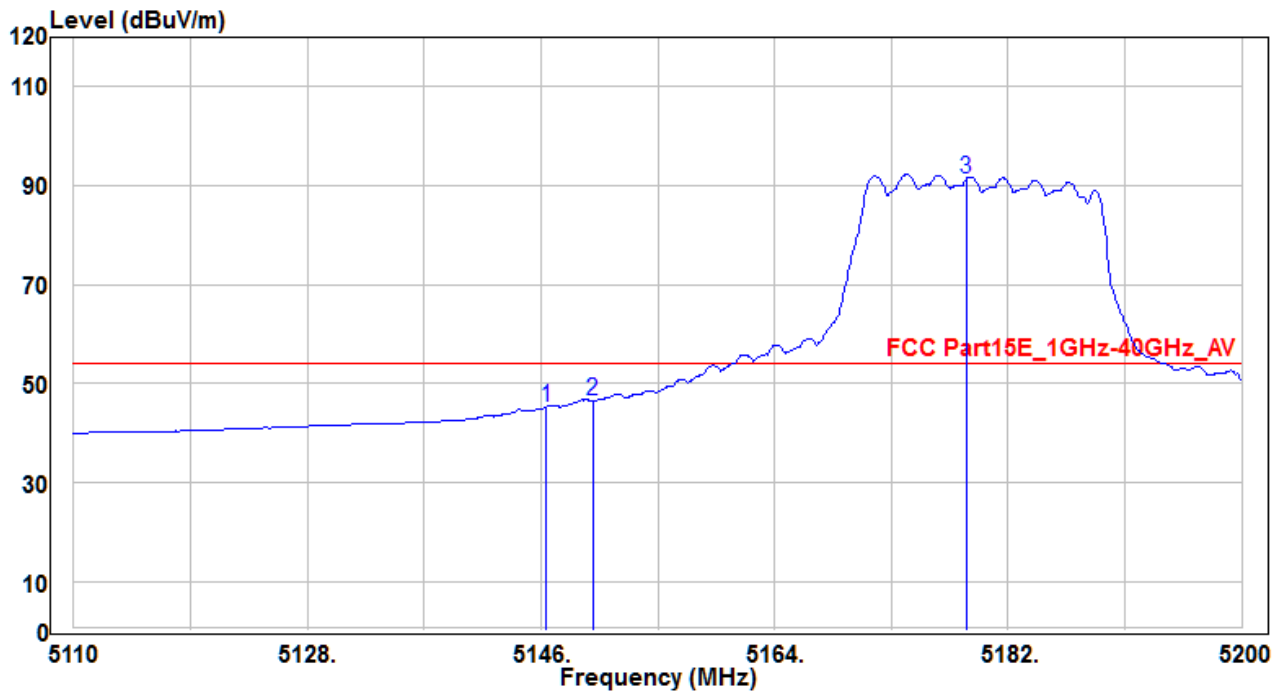


No	Frequency (MHz)	Reading (dBuV)	C.F (dB)	Measurement (dBuV/m)	Margin (dB)	Limit (dBuV)	Height (cm)	Angle (deg)	Remark (QP/PK/AV)	
1	*	5146.45	60.58	4.17	64.75	-9.25	74	150	25	Peak
2		5150	60.19	4.18	64.37	-9.63	74	150	25	Peak
3		5178.76	102.3	4.07	106.37	32.37	74	150	25	Peak

Note :

- "*" means the worst value in this measurement data °
- C.F (Correction Factor) = Antenna Factor (dB)+ Cable Loss (dB) – Preamplifier(dB) °
- Measurement (dBuV/m) = Reading(dBuV) + C.F (Correction Factor) °

EUT	VA50EC	Test Date	2017/04/06
Factor	BBHA 9120D (1GHz~18GHz)	Temp. / Humidity	21°C / 57%
Polarity	Vertical	Site / Engineer	AC1 / Kevin
Test Mode	MODE2-CH36_Ant 1+2	Test Voltage	AC 120V/60Hz

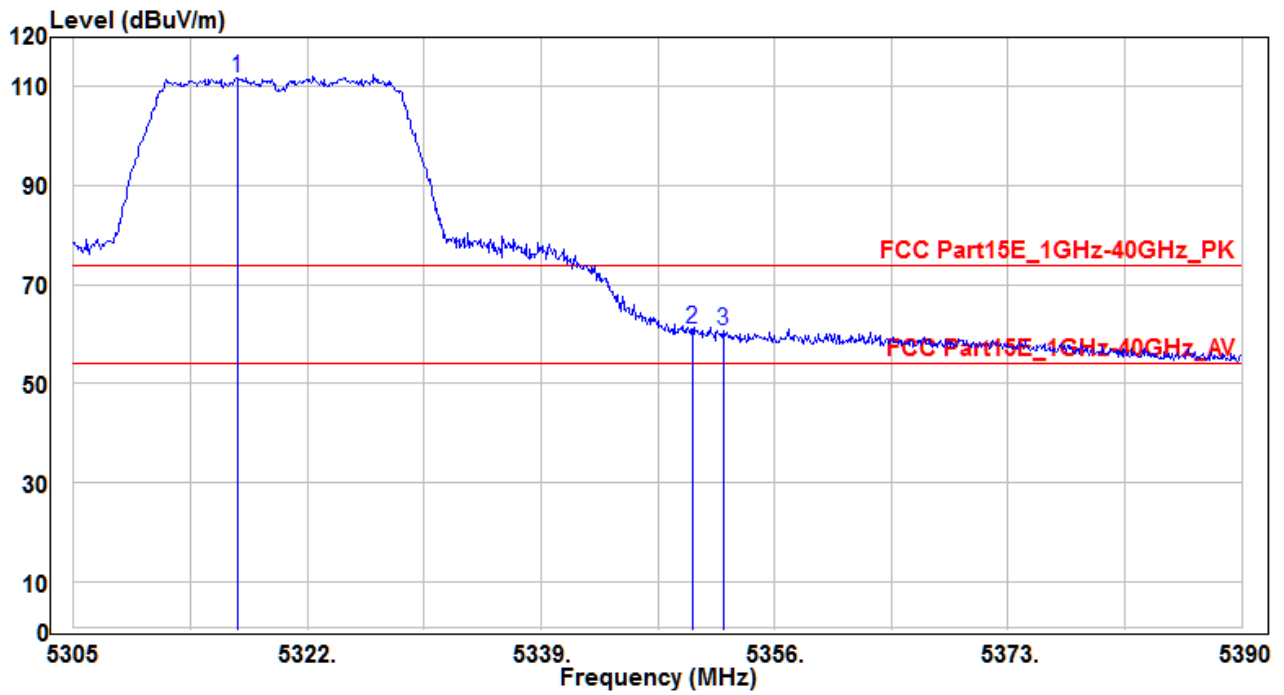


No	Frequency (MHz)	Reading (dBuV)	C.F (dB)	Measurement (dBuV/m)	Margin (dB)	Limit (dBuV)	Height (cm)	Angle (deg)	Remark (QP/PK/AV)	
1	*	5146.45	41.13	4.17	45.3	-8.7	54	150	25	Average
2		5150	42.19	4.18	46.37	-7.63	54	150	25	Average
3		5178.76	87.17	4.07	91.24	37.24	54	150	25	Average

Note :

1. " * " means the worst value in this measurement data °
2. C.F (Correction Factor) = Antenna Factor (dB)+ Cable Loss (dB) – Preamplifier(dB) °
3. Measurement (dBuV/m) = Reading(dBuV) + C.F (Correction Factor) °

EUT	VA50EC	Test Date	2017/04/06
Factor	BBHA 9120D (1GHz~18GHz)	Temp. / Humidity	21°C / 57%
Polarity	Horizontal	Site / Engineer	AC1 / Kevin
Test Mode	MODE2-CH64_Ant 1+2	Test Voltage	AC 120V/60Hz

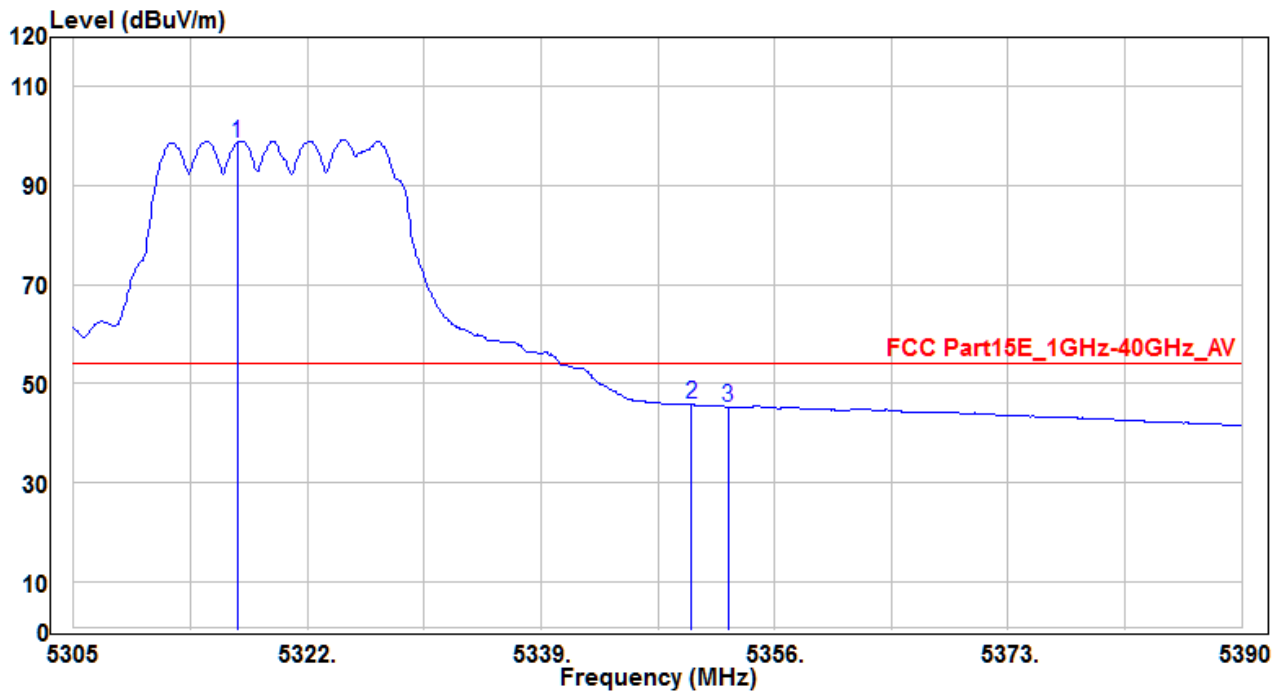


No	Frequency (MHz)	Reading (dBuV)	C.F (dB)	Measurement (dBuV/m)	Margin (dB)	Limit (dBuV)	Height (cm)	Angle (deg)	Remark (QP/PK/AV)
1	5316.9	108.09	3.85	111.94	37.94	74	160	355	Peak
2	* 5350	57.01	3.9	60.91	-13.09	74	160	355	Peak
3	5352.26	56.6	3.91	60.51	-13.49	74	160	355	Peak

Note :

- "*" means the worst value in this measurement data °
- C.F (Correction Factor) = Antenna Factor (dB)+ Cable Loss (dB) – Preamplifier(dB) °
- Measurement (dBuV/m) = Reading(dBuV) + C.F (Correction Factor) °

EUT	VA50EC	Test Date	2017/04/06
Factor	BBHA 9120D (1GHz~18GHz)	Temp. / Humidity	21°C / 57%
Polarity	Horizontal	Site / Engineer	AC1 / Kevin
Test Mode	MODE2-CH64_Ant 1+2	Test Voltage	AC 120V/60Hz

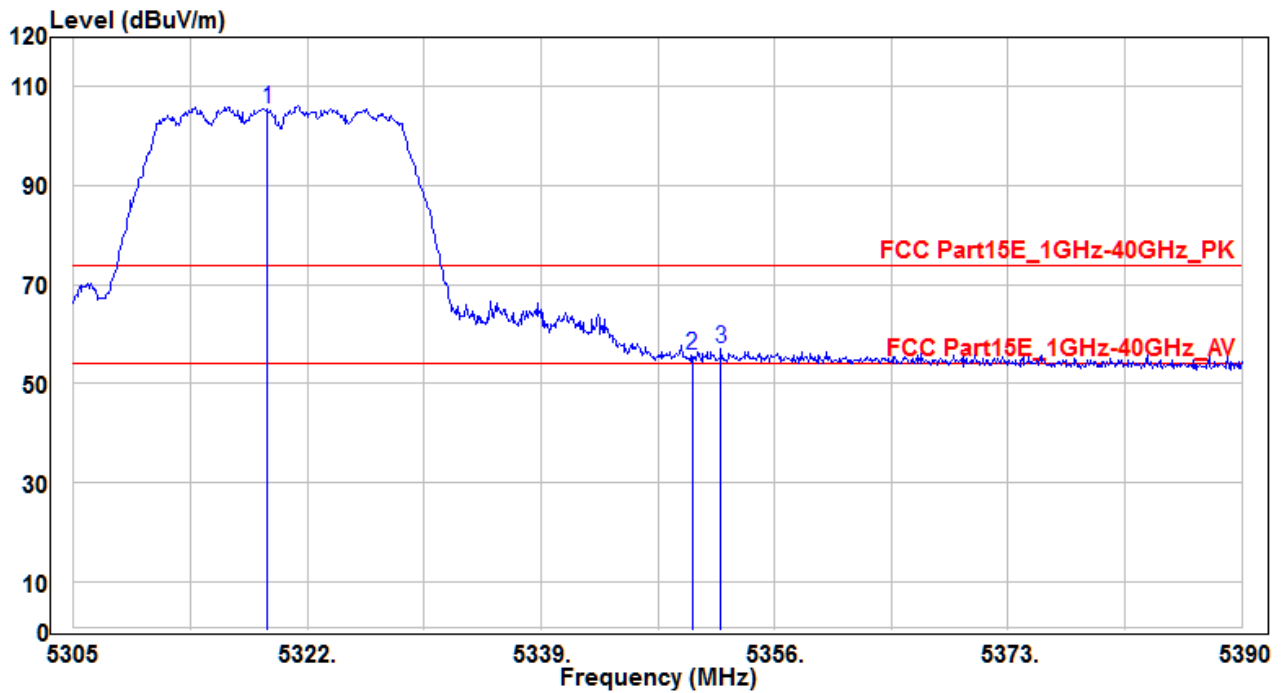


No	Frequency (MHz)	Reading (dBuV)	C.F (dB)	Measurement (dBuV/m)	Margin (dB)	Limit (dBuV)	Height (cm)	Angle (deg)	Remark (QP/PK/AV)
1	5316.9	94.85	3.85	98.7	44.7	54	160	355	Average
2	* 5349.965	41.92	3.9	45.82	-8.18	54	160	355	Average
3	5352.6	41.28	3.91	45.19	-8.81	54	160	355	Average

Note :

- "*" means the worst value in this measurement data °
- C.F (Correction Factor) = Antenna Factor (dB)+ Cable Loss (dB) – Preamplifier(dB) °
- Measurement (dBuV/m) = Reading(dBuV) + C.F (Correction Factor) °

EUT	VA50EC	Test Date	2017/04/06
Factor	BBHA 9120D (1GHz~18GHz)	Temp. / Humidity	21°C / 57%
Polarity	Vertical	Site / Engineer	AC1 / Kevin
Test Mode	MODE2-CH64_Ant 1+2	Test Voltage	AC 120V/60Hz

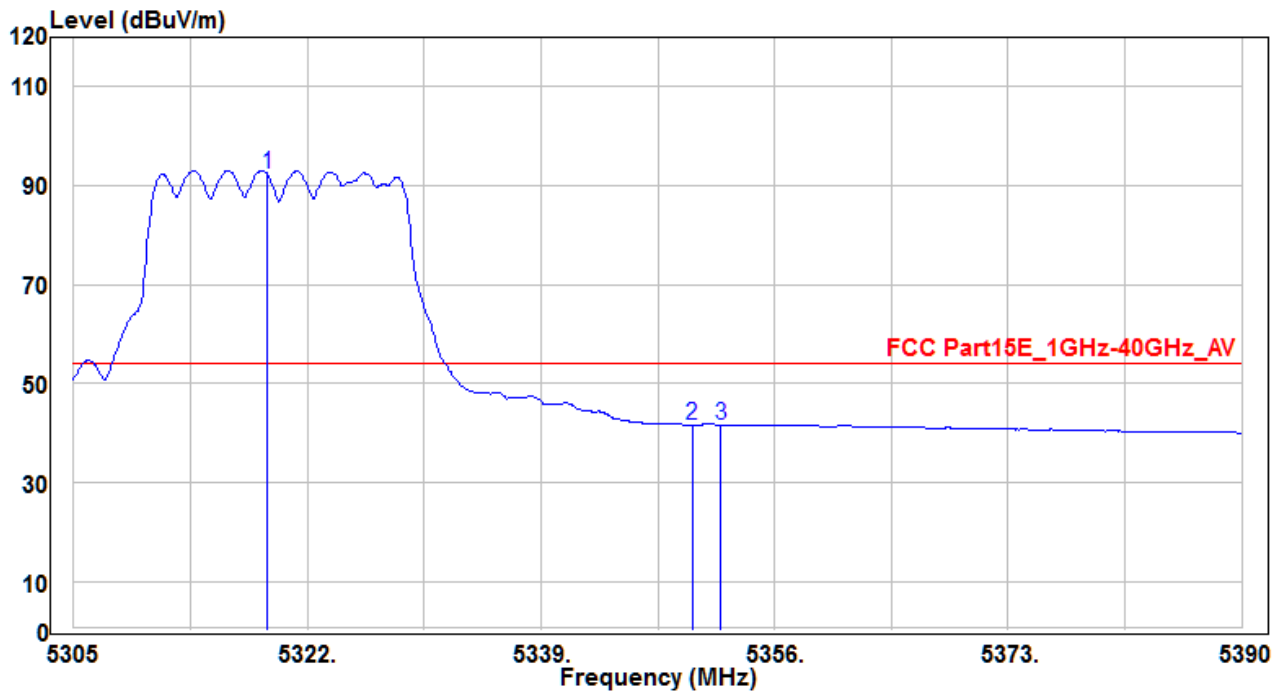


No	Frequency (MHz)	Reading (dBuV)	C.F (dB)	Measurement (dBuV/m)	Margin (dB)	Limit (dBuV)	Height (cm)	Angle (deg)	Remark (QP/PK/AV)
1	5319.11	101.82	3.84	105.66	31.66	74	150	370	Peak
2	5350	51.8	3.9	55.7	-18.3	74	150	370	Peak
3	* 5352.09	53.06	3.91	56.97	-17.03	74	150	370	Peak

Note :

- "*" means the worst value in this measurement data °
- C.F (Correction Factor) = Antenna Factor (dB)+ Cable Loss (dB) – Preamplifier(dB) °
- Measurement (dBuV/m) = Reading(dBuV) + C.F (Correction Factor) °

EUT	VA50EC	Test Date	2017/04/06
Factor	BBHA 9120D (1GHz~18GHz)	Temp. / Humidity	21°C / 57%
Polarity	Vertical	Site / Engineer	AC1 / Kevin
Test Mode	MODE2-CH64_Ant 1+2	Test Voltage	AC 120V/60Hz

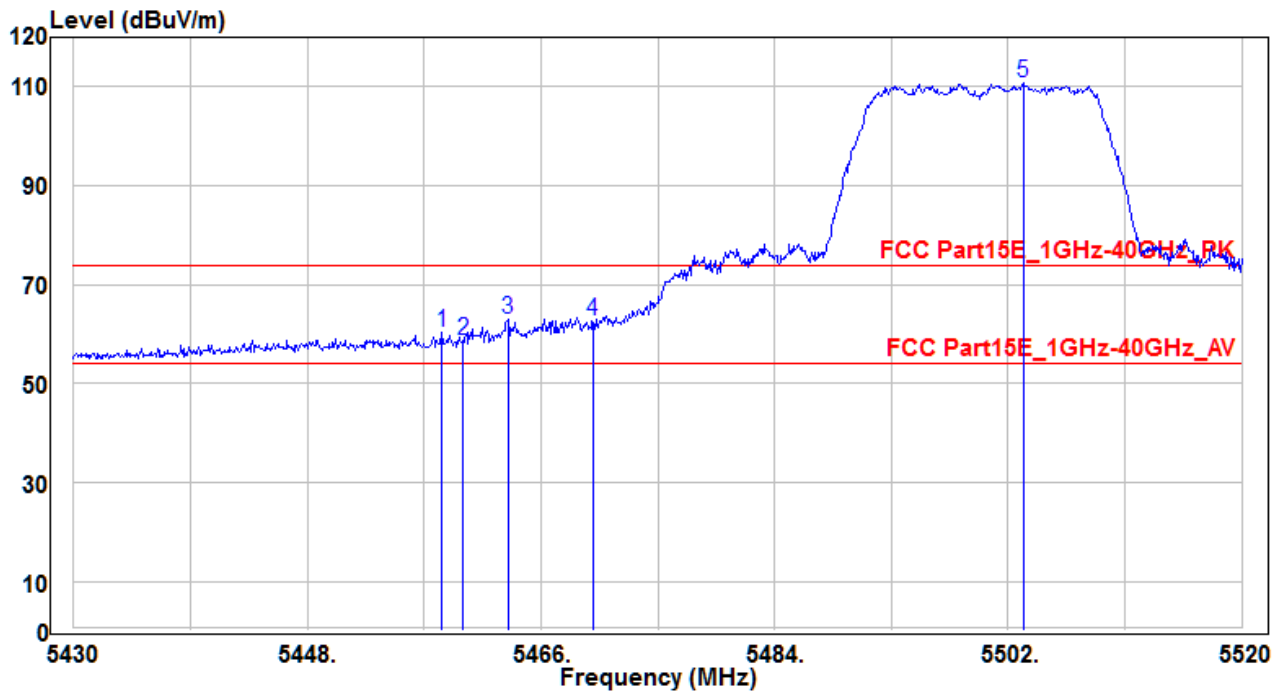


No	Frequency (MHz)	Reading (dBuV)	C.F (dB)	Measurement (dBuV/m)	Margin (dB)	Limit (dBuV)	Height (cm)	Angle (deg)	Remark (QP/PK/AV)	
1	*	5319.11	88.44	3.84	92.28	38.28	54	150	370	Average
2		5350	37.76	3.9	41.66	-12.34	54	150	370	Average
3		5352.09	37.55	3.91	41.46	-12.54	54	150	370	Average

Note :

1. " * " means the worst value in this measurement data °
2. C.F (Correction Factor) = Antenna Factor (dB)+ Cable Loss (dB) – Preamplifier(dB) °
3. Measurement (dBuV/m) = Reading(dBuV) + C.F (Correction Factor) °

EUT	VA50EC	Test Date	2017/04/06
Factor	BBHA 9120D (1GHz~18GHz)	Temp. / Humidity	21°C / 57%
Polarity	Horizontal	Site / Engineer	AC1 / Kevin
Test Mode	MODE2-CH100_Ant 1+2	Test Voltage	AC 120V/60Hz

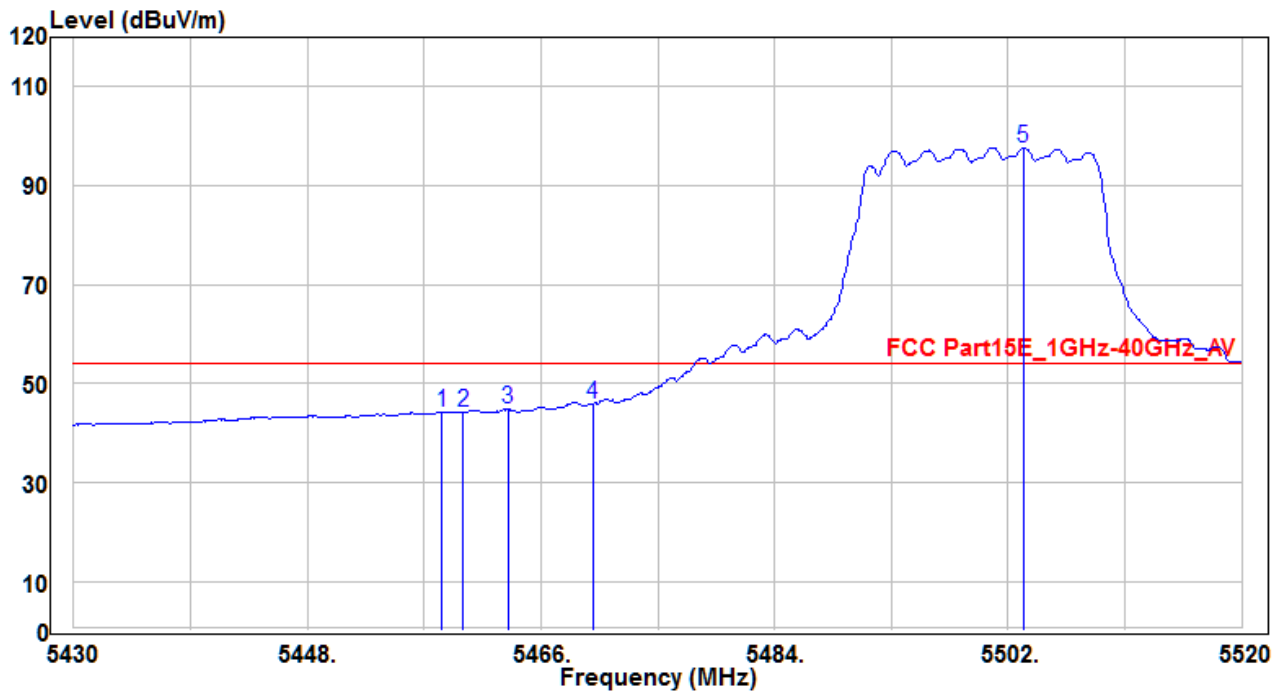


No	Frequency (MHz)	Reading (dBuV)	C.F (dB)	Measurement (dBuV/m)	Margin (dB)	Limit (dBuV)	Height (cm)	Angle (deg)	Remark (QP/PK/AV)
1	5458.35	56.05	4.18	60.23	-13.77	74	190	370	Peak
2	5460	54.59	4.18	58.77	-15.23	74	190	370	Peak
3	* 5463.48	58.93	4.19	63.12	-10.88	74	190	370	Peak
4	5470	58.36	4.2	62.56	-11.44	74	190	370	Peak
5	5503.17	106.48	4.27	110.75	36.75	74	190	370	Peak

Note :

1. " * " means the worst value in this measurement data °
2. C.F (Correction Factor) = Antenna Factor (dB)+ Cable Loss (dB) – Preamplifier(dB) °
3. Measurement (dBuV/m) = Reading(dBuV) + C.F (Correction Factor) °

EUT	VA50EC	Test Date	2017/04/06
Factor	BBHA 9120D (1GHz~18GHz)	Temp. / Humidity	21°C / 57%
Polarity	Horizontal	Site / Engineer	AC1 / Kevin
Test Mode	MODE2-CH100_Ant 1+2	Test Voltage	AC 120V/60Hz

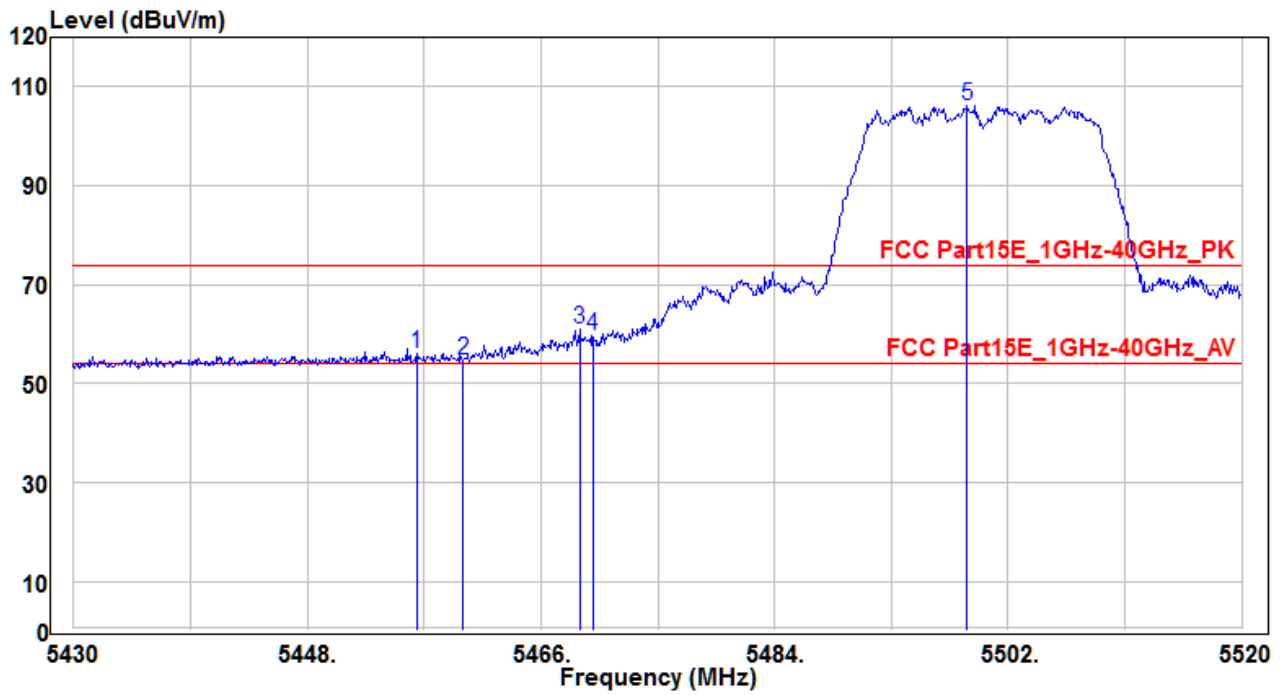


No	Frequency (MHz)	Reading (dBuV)	C.F (dB)	Measurement (dBuV/m)	Margin (dB)	Limit (dBuV)	Height (cm)	Angle (deg)	Remark (QP/PK/AV)
1	5458.35	40.01	4.18	44.19	-9.81	54	190	370	Average
2	5460	40.06	4.18	44.24	-9.76	54	190	370	Average
3	5463.48	40.54	4.19	44.73	-9.27	54	190	370	Average
4	* 5470	41.66	4.2	45.86	-8.14	54	190	370	Average
5	5503.17	93.25	4.27	97.52	43.52	54	190	370	Average

Note :

1. " * " means the worst value in this measurement data °
2. C.F (Correction Factor) = Antenna Factor (dB)+ Cable Loss (dB) – Preamplifier(dB) °
3. Measurement (dBuV/m) = Reading(dBuV) + C.F (Correction Factor) °

EUT	VA50EC	Test Date	2017/04/06
Factor	BBHA 9120D (1GHz~18GHz)	Temp. / Humidity	21°C / 57%
Polarity	Vertical	Site / Engineer	AC1 / Kevin
Test Mode	MODE2-CH100_Ant 1+2	Test Voltage	AC 120V/60Hz

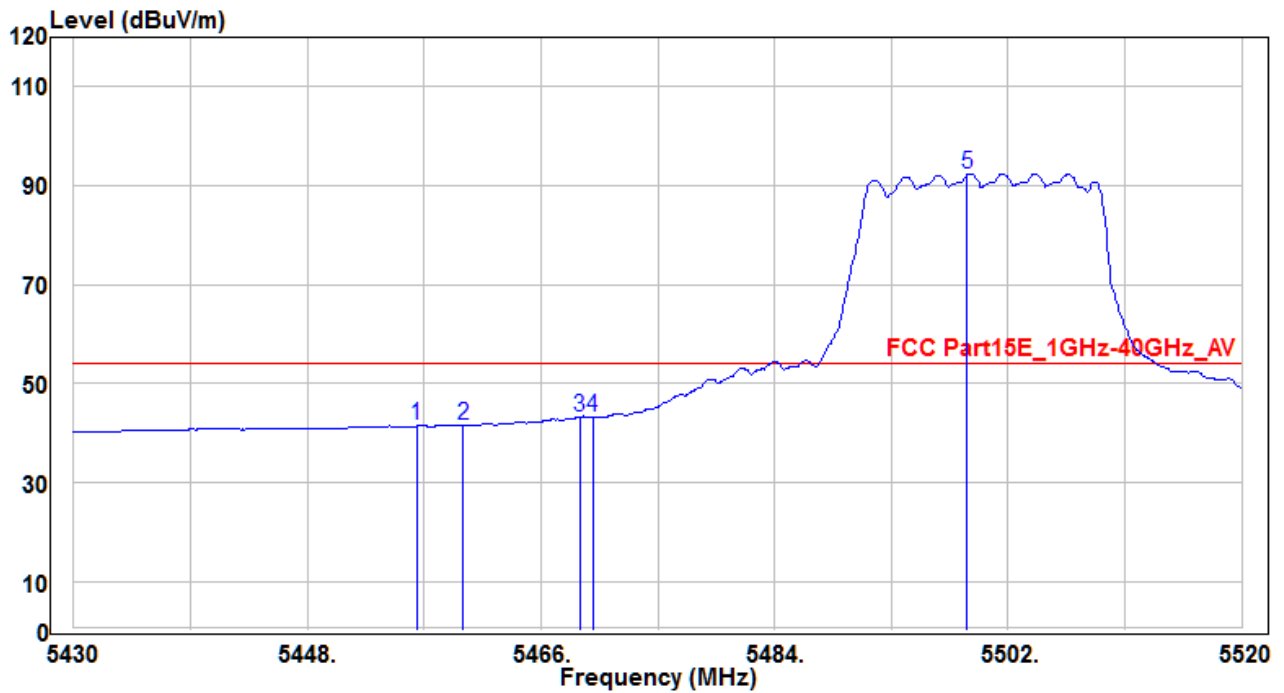


No	Frequency (MHz)	Reading (dBuV)	C.F (dB)	Measurement (dBuV/m)	Margin (dB)	Limit (dBuV)	Height (cm)	Angle (deg)	Remark (QP/PK/AV)
1	5456.46	51.93	4.17	56.1	-17.9	74	200	30	Peak
2	5460	50.61	4.18	54.79	-19.21	74	200	30	Peak
3	* 5468.97	56.65	4.2	60.85	-13.15	74	200	30	Peak
4	5470	55.33	4.2	59.53	-14.47	74	200	30	Peak
5	5498.85	102.05	4.27	106.32	32.32	74	200	30	Peak

Note :

- "*" means the worst value in this measurement data °
- C.F (Correction Factor) = Antenna Factor (dB)+ Cable Loss (dB) – Preamplifier(dB) °
- Measurement (dBuV/m) = Reading(dBuV) + C.F (Correction Factor) °

EUT	VA50EC	Test Date	2017/04/06
Factor	BBHA 9120D (1GHz~18GHz)	Temp. / Humidity	21°C / 57%
Polarity	Vertical	Site / Engineer	AC1 / Kevin
Test Mode	MODE2-CH100_Ant 1+2	Test Voltage	AC 120V/60Hz

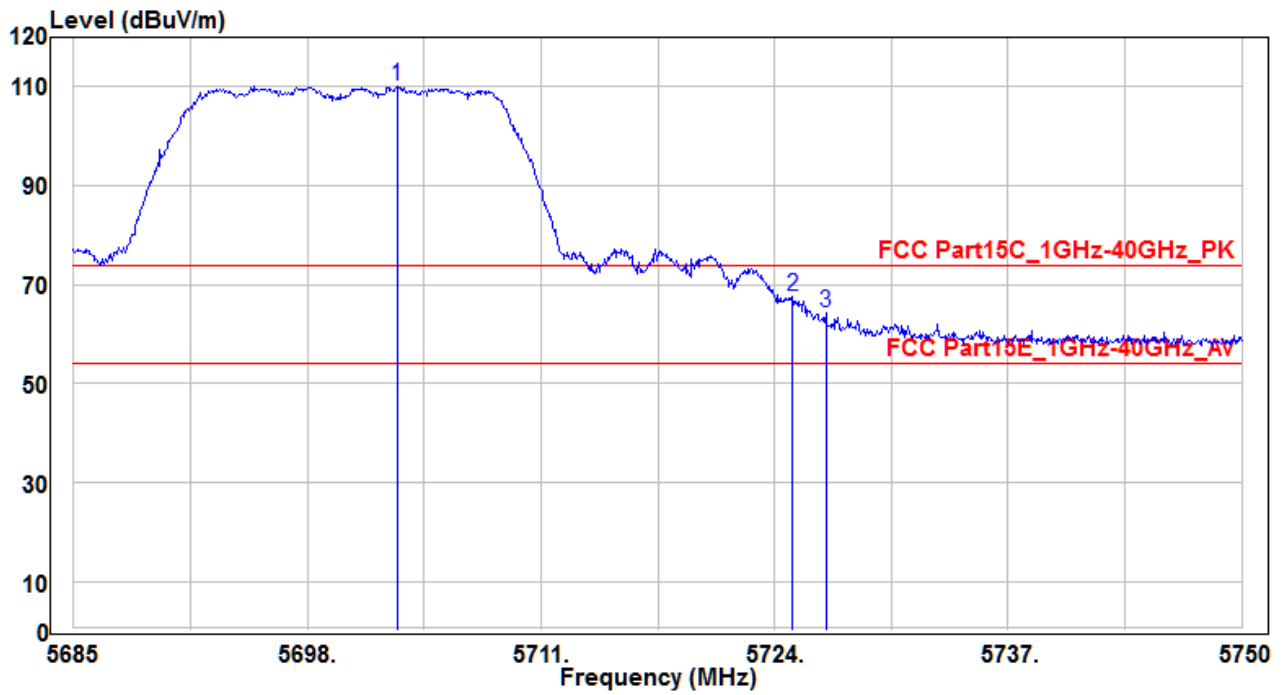


No	Frequency (MHz)	Reading (dBuV)	C.F (dB)	Measurement (dBuV/m)	Margin (dB)	Limit (dBuV)	Height (cm)	Angle (deg)	Remark (QP/PK/AV)
1	5456.46	37.22	4.17	41.39	-12.61	54	200	30	Average
2	5460	37.29	4.18	41.47	-12.53	54	200	30	Average
3	* 5468.97	39.01	4.2	43.21	-10.79	54	200	30	Average
4	5470	38.89	4.2	43.09	-10.91	54	200	30	Average
5	5498.85	88	4.27	92.27	38.27	54	200	30	Average

Note :

1. " * " means the worst value in this measurement data °
2. C.F (Correction Factor) = Antenna Factor (dB)+ Cable Loss (dB) – Preamplifier(dB) °
3. Measurement (dBuV/m) = Reading(dBuV) + C.F (Correction Factor) °

EUT	VA50EC	Test Date	2017/04/06
Factor	BBHA 9120D (1GHz~18GHz)	Temp. / Humidity	21°C / 57%
Polarity	Horizontal	Site / Engineer	AC1 / Kevin
Test Mode	MODE2-CH140_Ant 1+2	Test Voltage	AC 120V/60Hz

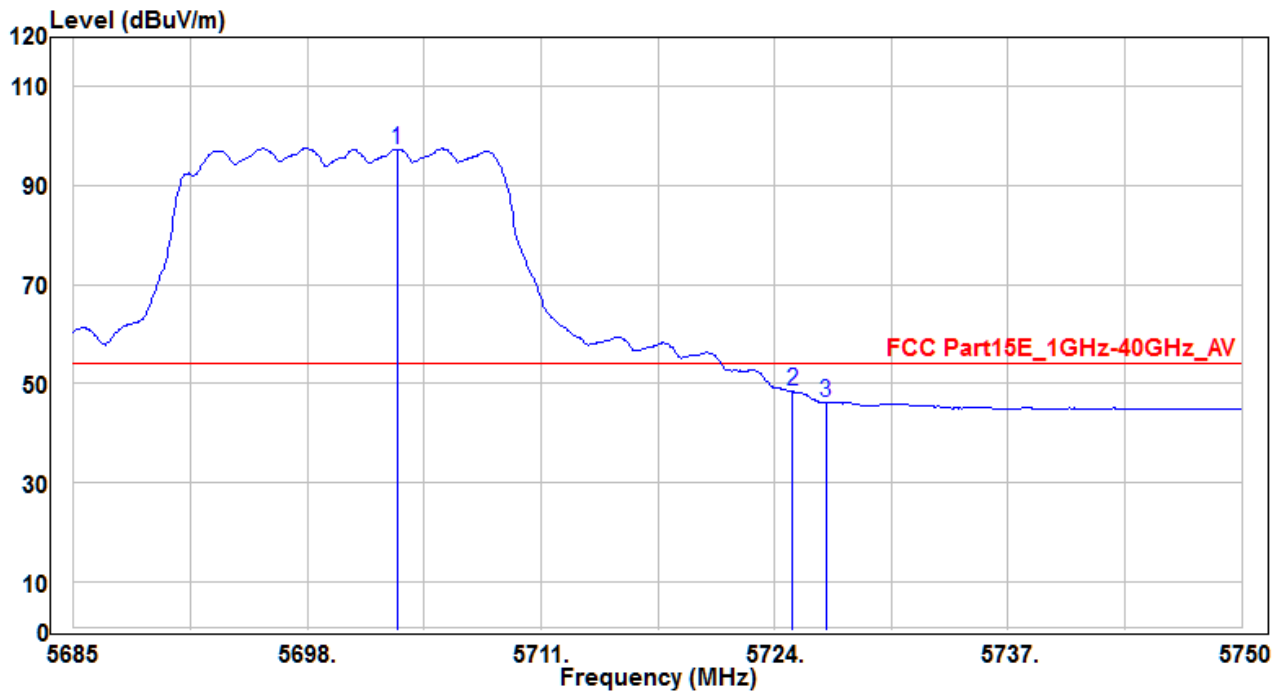


No	Frequency (MHz)	Reading (dBuV)	C.F (dB)	Measurement (dBuV/m)	Margin (dB)	Limit (dBuV)	Height (cm)	Angle (deg)	Remark (QP/PK/AV)
1	5703.005	105.38	4.89	110.27	36.27	74	170	10	Peak
2	* 5725	62.63	5.03	67.66	-6.34	74	170	10	Peak
3	5726.86	59.39	5.04	64.43	-9.57	74	170	10	Peak

Note :

- "*" means the worst value in this measurement data °
- C.F (Correction Factor) = Antenna Factor (dB)+ Cable Loss (dB) – Preamplifier(dB) °
- Measurement (dBuV/m) = Reading(dBuV) + C.F (Correction Factor) °

EUT	VA50EC	Test Date	2017/04/06
Factor	BBHA 9120D (1GHz~18GHz)	Temp. / Humidity	21°C / 57%
Polarity	Horizontal	Site / Engineer	AC1 / Kevin
Test Mode	MODE2-CH140_Ant 1+2	Test Voltage	AC 120V/60Hz

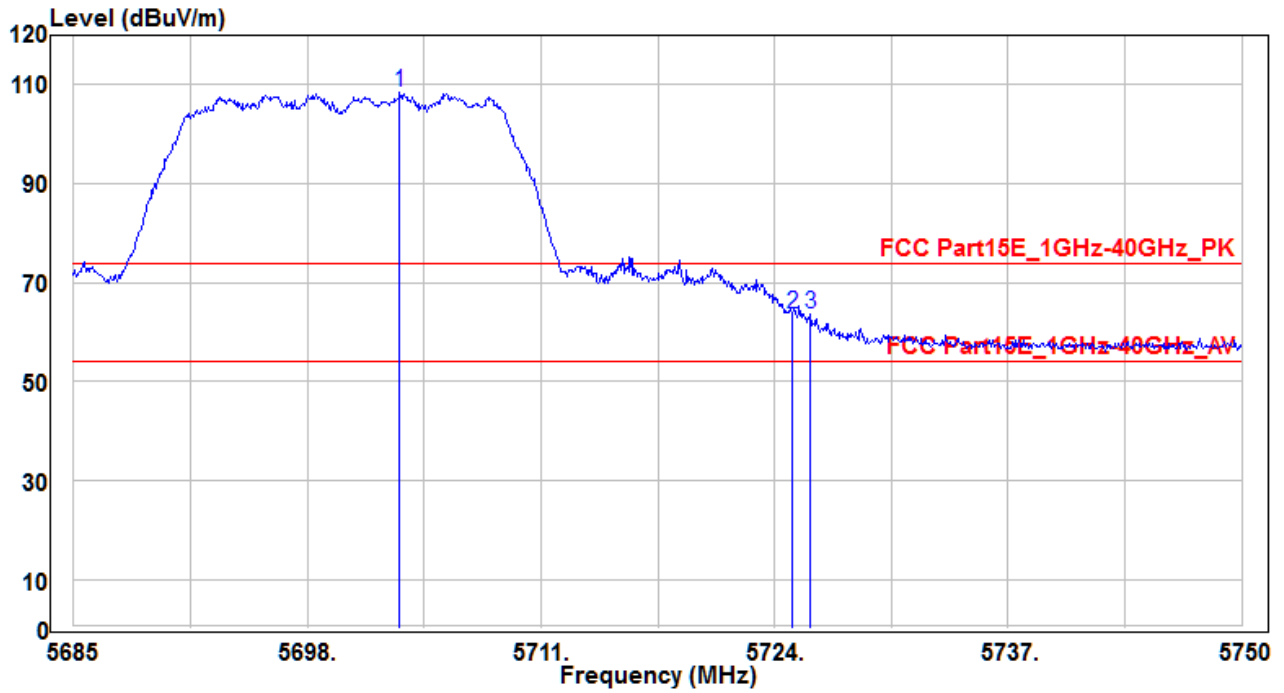


No	Frequency (MHz)	Reading (dBuV)	C.F (dB)	Measurement (dBuV/m)	Margin (dB)	Limit (dBuV)	Height (cm)	Angle (deg)	Remark (QP/PK/AV)
1	5703.005	92.48	4.89	97.37	43.37	54	170	10	Average
2	* 5725	43.34	5.03	48.37	-5.63	54	170	10	Average
3	5726.86	41.13	5.04	46.17	-7.83	54	170	10	Average

Note :

- "*" means the worst value in this measurement data °
- C.F (Correction Factor) = Antenna Factor (dB)+ Cable Loss (dB) – Preamplifier(dB) °
- Measurement (dBuV/m) = Reading(dBuV) + C.F (Correction Factor) °

EUT	VA50EC	Test Date	2017/04/06
Factor	BBHA 9120D (1GHz~18GHz)	Temp. / Humidity	21°C / 57%
Polarity	Vertical	Site / Engineer	AC1 / Kevin
Test Mode	MODE2-CH140_Ant 1+2	Test Voltage	AC 120V/60Hz

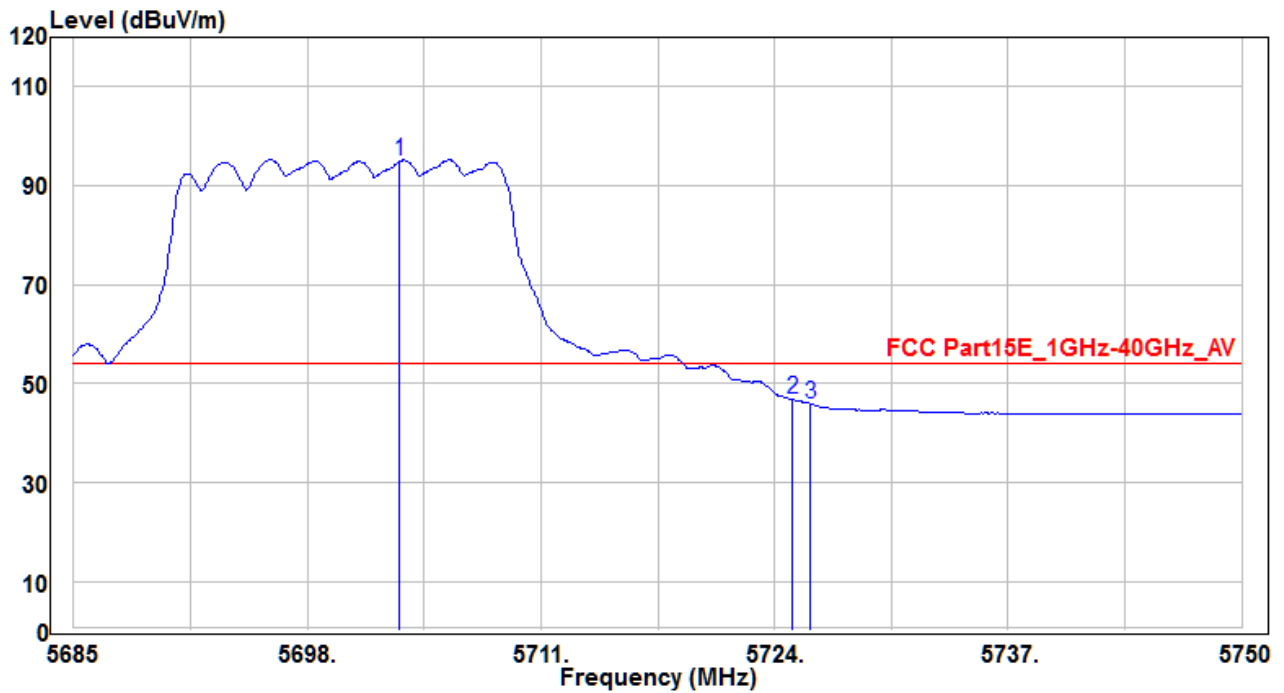


No	Frequency (MHz)	Reading (dBuV)	C.F (dB)	Measurement (dBuV/m)	Margin (dB)	Limit (dBuV)	Height (cm)	Angle (deg)	Remark (QP/PK/AV)
1	5703.135	103.46	4.89	108.35	34.35	74	170	380	Peak
2	5725	58.56	5.03	63.59	-10.41	74	170	380	Peak
3	* 5726.015	58.6	5.04	63.64	-10.36	74	170	380	Peak

Note :

- "*" means the worst value in this measurement data °
- C.F (Correction Factor) = Antenna Factor (dB)+ Cable Loss (dB) – Preamplifier(dB) °
- Measurement (dBuV/m) = Reading(dBuV) + C.F (Correction Factor) °

EUT	VA50EC	Test Date	2017/04/06
Factor	BBHA 9120D (1GHz~18GHz)	Temp. / Humidity	21°C / 57%
Polarity	Vertical	Site / Engineer	AC1 / Kevin
Test Mode	MODE2-CH140_Ant 1+2	Test Voltage	AC 120V/60Hz

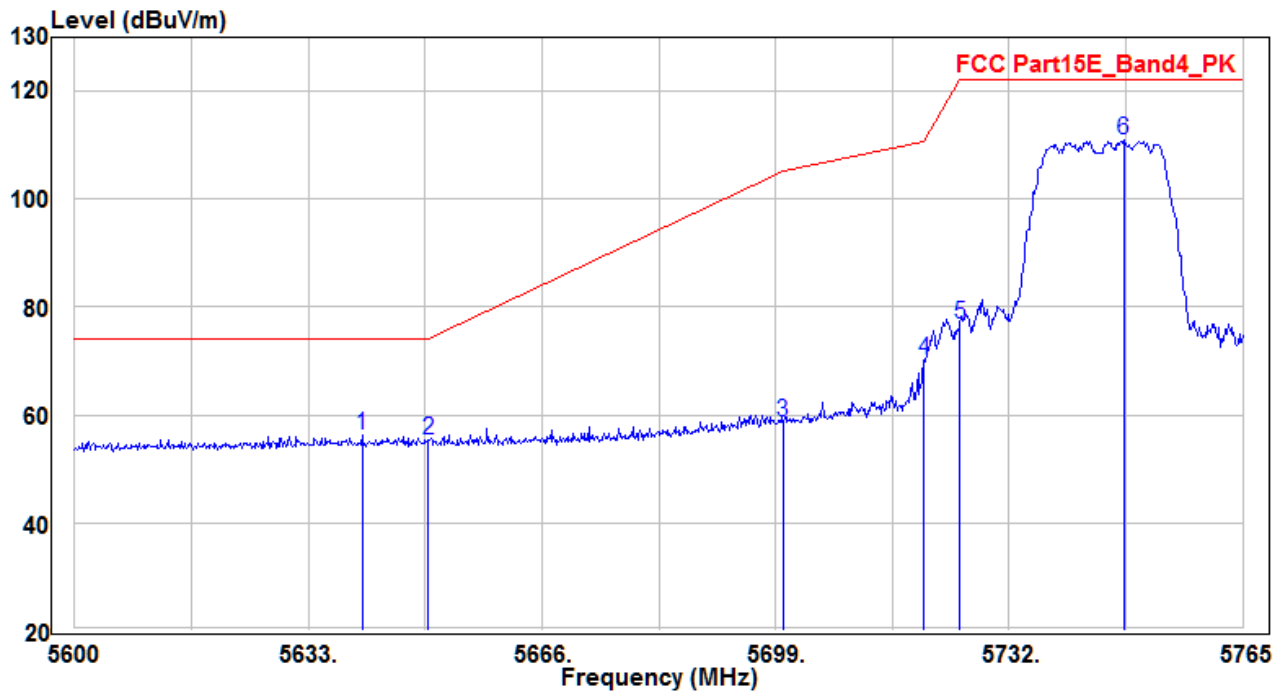


No	Frequency (MHz)	Reading (dBuV)	C.F (dB)	Measurement (dBuV/m)	Margin (dB)	Limit (dBuV)	Height (cm)	Angle (deg)	Remark (QP/PK/AV)
1	5703.135	90.05	4.89	94.94	40.94	54	170	380	Average
2	* 5725	41.8	5.03	46.83	-7.17	54	170	380	Average
3	5726.015	40.73	5.04	45.77	-8.23	54	170	380	Average

Note :

- "*" means the worst value in this measurement data °
- C.F (Correction Factor) = Antenna Factor (dB)+ Cable Loss (dB) – Preamplifier(dB) °
- Measurement (dBuV/m) = Reading(dBuV) + C.F (Correction Factor) °

EUT	VA50EC	Test Date	2017/04/06
Factor	BBHA 9120D (1GHz~18GHz)	Temp. / Humidity	21°C / 57%
Polarity	Horizontal	Site / Engineer	AC1 / Kevin
Test Mode	MODE2-CH149_Ant 1+2	Test Voltage	AC 120V/60Hz

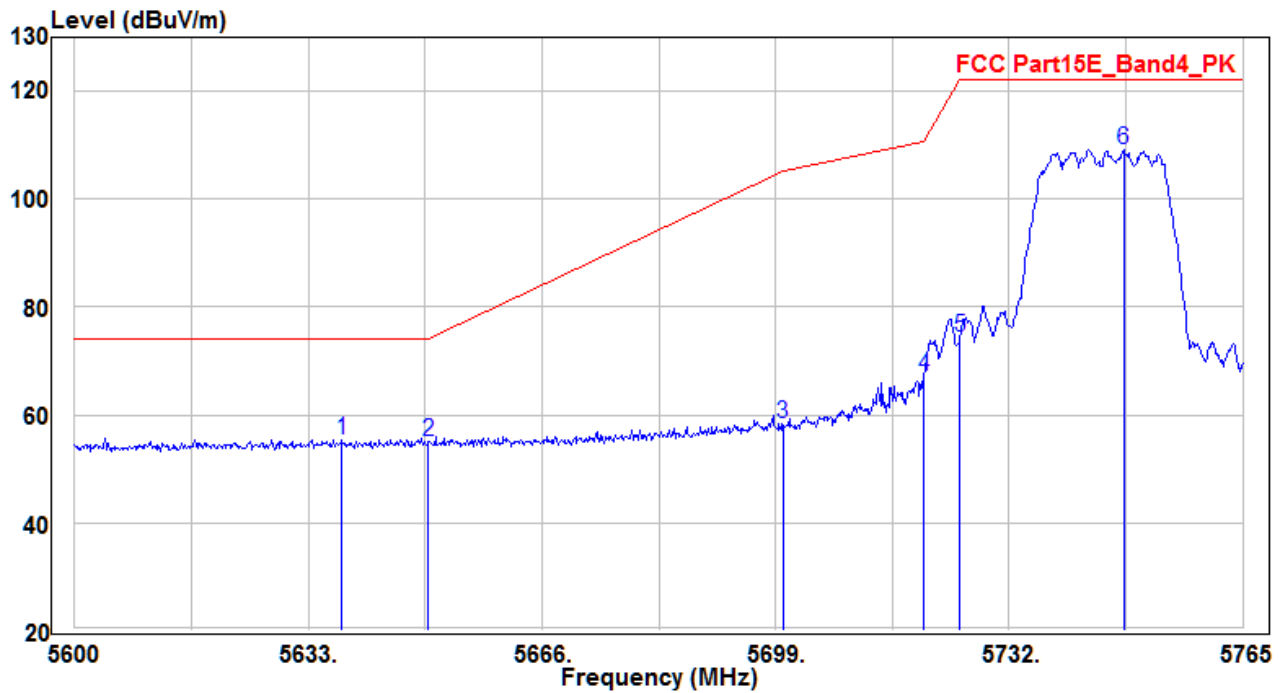


No	Frequency (MHz)	Reading (dBuV)	C.F (dB)	Measurement (dBuV/m)	Margin (dB)	Limit (dBuV)	Height (cm)	Angle (deg)	Remark (QP/PK/AV)
1	5640.59	51.66	4.64	56.3	-17.7	74	170	370	Peak
2	5650	50.66	4.67	55.33	-18.67	74	170	370	Peak
3	5700	53.82	4.87	58.69	-46.51	105.2	170	370	Peak
4	5720	65.05	5	70.05	-40.75	110.8	170	370	Peak
5	5725	71.74	5.03	76.77	-45.43	122.2	170	370	Peak
6	* 5748.17	105.72	5.18	110.9	-11.3	122.2	170	370	Peak

Note :

1. " * " means the worst value in this measurement data °
2. C.F (Correction Factor) = Antenna Factor (dB)+ Cable Loss (dB) – Preamplifier(dB) °
3. Measurement (dBuV/m) = Reading(dBuV) + C.F (Correction Factor) °

EUT	VA50EC	Test Date	2017/04/06
Factor	BBHA 9120D (1GHz~18GHz)	Temp. / Humidity	21°C / 57%
Polarity	Vertical	Site / Engineer	AC1 / Kevin
Test Mode	MODE2-CH149_Ant 1+2	Test Voltage	AC 120V/60Hz

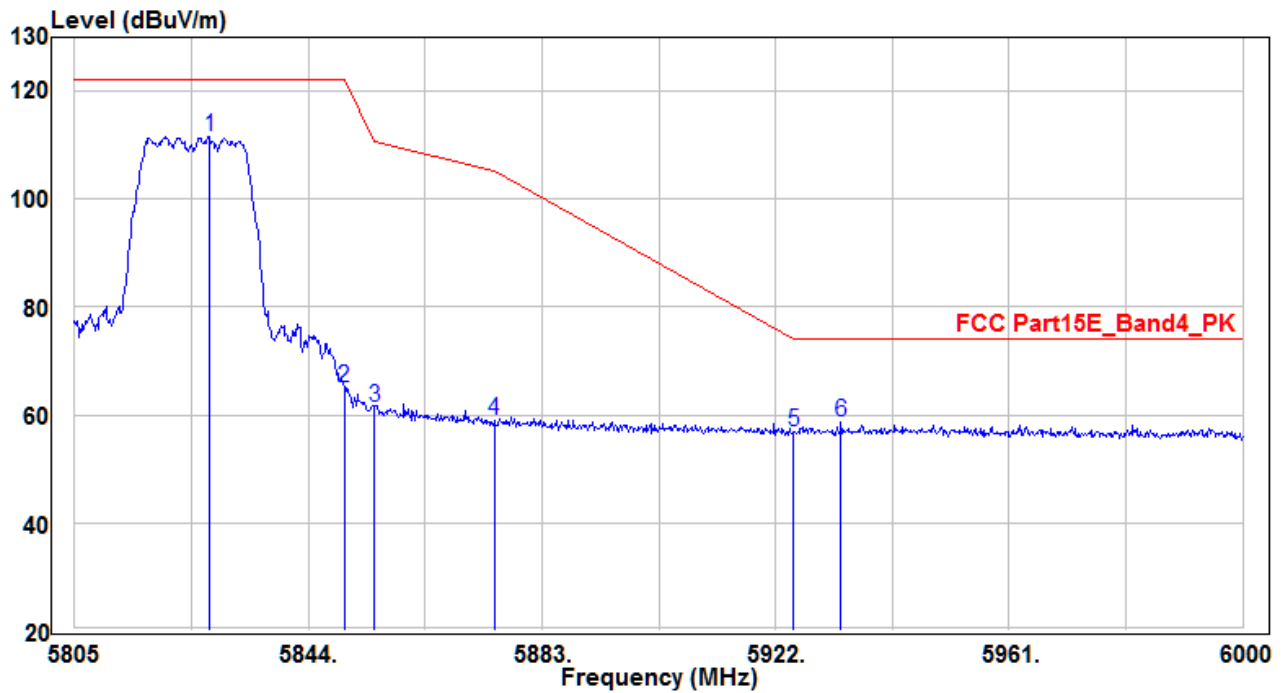


No	Frequency (MHz)	Reading (dBuV)	C.F (dB)	Measurement (dBuV/m)	Margin (dB)	Limit (dBuV)	Height (cm)	Angle (deg)	Remark (QP/PK/AV)
1	5637.785	50.88	4.64	55.52	-18.48	74	150	20	Peak
2	5650	50.32	4.67	54.99	-19.01	74	150	20	Peak
3	5700	53.48	4.87	58.35	-46.85	105.2	150	20	Peak
4	5720	62.28	5	67.28	-43.52	110.8	150	20	Peak
5	5725	69.48	5.03	74.51	-47.69	122.2	150	20	Peak
6	* 5748.17	103.95	5.18	109.13	-13.07	122.2	150	20	Peak

Note :

1. " * " means the worst value in this measurement data °
2. C.F (Correction Factor) = Antenna Factor (dB)+ Cable Loss (dB) – Preamplifier(dB) °
3. Measurement (dBuV/m) = Reading(dBuV) + C.F (Correction Factor) °

EUT	VA50EC	Test Date	2017/04/06
Factor	BBHA 9120D (1GHz~18GHz)	Temp. / Humidity	21°C / 57%
Polarity	Horizontal	Site / Engineer	AC1 / Kevin
Test Mode	MODE2-CH165_Ant 1+2	Test Voltage	AC 120V/60Hz

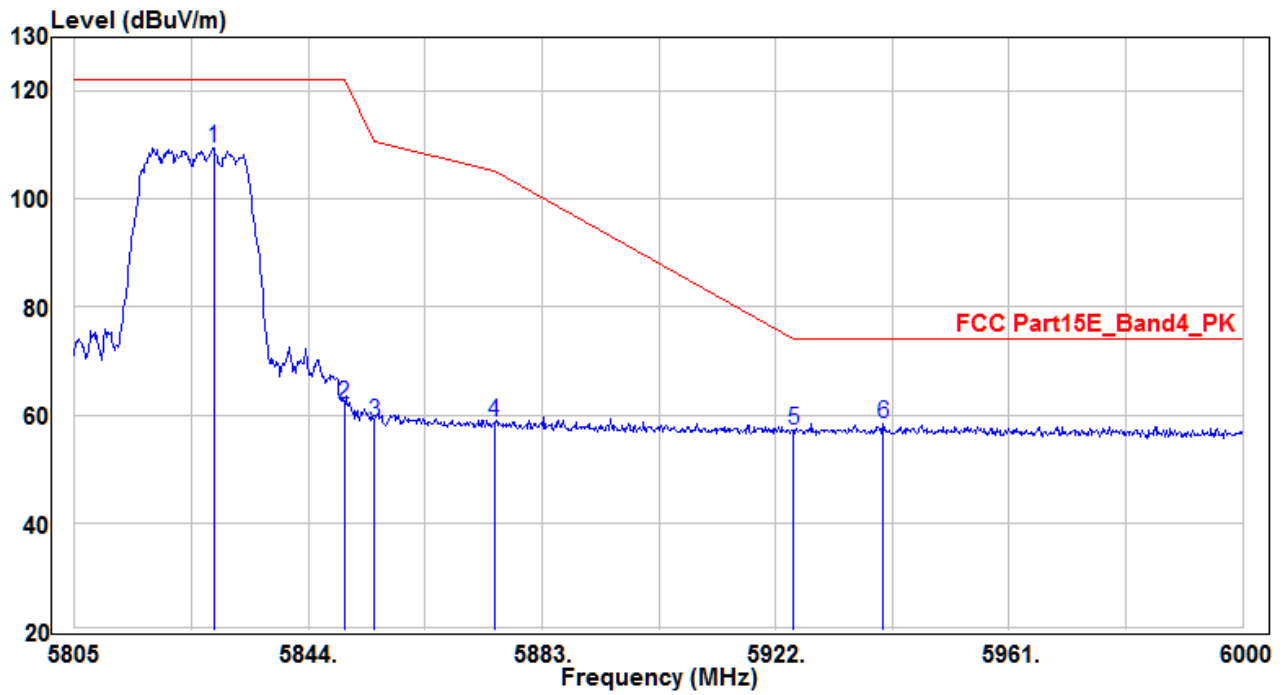


No		Frequency (MHz)	Reading (dBuV)	C.F (dB)	Measurement (dBuV/m)	Margin (dB)	Limit (dBuV)	Height (cm)	Angle (deg)	Remark (QP/PK/AV)
1	*	5827.62	105.98	5.6	111.58	-10.62	122.2	190	0	Peak
2		5850	59.24	5.73	64.97	-57.23	122.2	190	0	Peak
3		5855	55.74	5.76	61.5	-49.3	110.8	190	0	Peak
4		5875	53.28	5.83	59.11	-46.09	105.2	190	0	Peak
5		5925	51.05	5.96	57.01	-16.99	74	190	0	Peak
6		5932.92	52.74	5.99	58.73	-15.27	74	190	0	Peak

Note :

1. " * " means the worst value in this measurement data °
2. C.F (Correction Factor) = Antenna Factor (dB)+ Cable Loss (dB) – Preamplifier(dB) °
3. Measurement (dBuV/m) = Reading(dBuV) + C.F (Correction Factor) °

EUT	VA50EC	Test Date	2017/04/06
Factor	BBHA 9120D (1GHz~18GHz)	Temp. / Humidity	21°C / 57%
Polarity	Vertical	Site / Engineer	AC1 / Kevin
Test Mode	MODE2-CH165_Ant 1+2	Test Voltage	AC 120V/60Hz

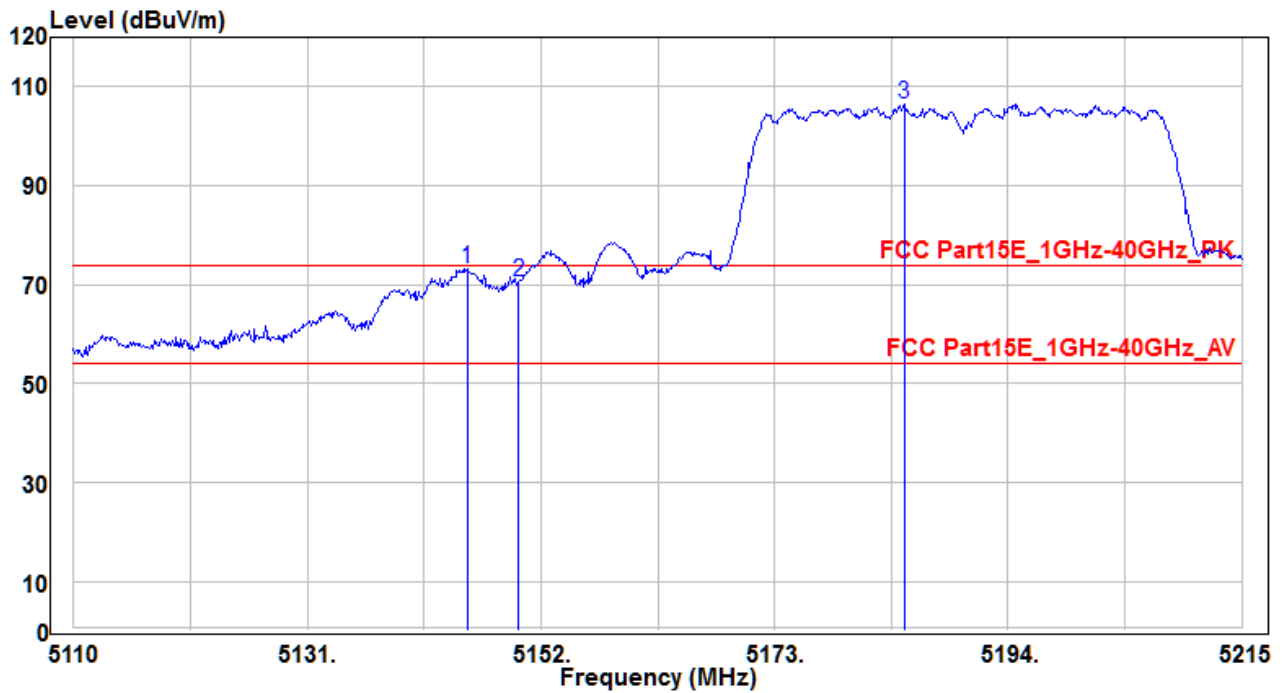


No	Frequency (MHz)	Reading (dBuV)	C.F (dB)	Measurement (dBuV/m)	Margin (dB)	Limit (dBuV)	Height (cm)	Angle (deg)	Remark (QP/PK/AV)
1	* 5828.205	103.93	5.62	109.55	-12.65	122.2	150	20	Peak
2	5850	56.33	5.73	62.06	-60.14	122.2	150	20	Peak
3	5855	52.91	5.76	58.67	-52.13	110.8	150	20	Peak
4	5875	52.97	5.83	58.8	-46.4	105.2	150	20	Peak
5	5925	51.26	5.96	57.22	-16.78	74	150	20	Peak
6	5939.94	52.4	6.01	58.41	-15.59	74	150	20	Peak

Note :

1. " * " means the worst value in this measurement data °
2. C.F (Correction Factor) = Antenna Factor (dB)+ Cable Loss (dB) – Preamplifier(dB) °
3. Measurement (dBuV/m) = Reading(dBuV) + C.F (Correction Factor) °

EUT	VA50EC	Test Date	2017/04/07
Factor	BBHA 9120D (1GHz~18GHz)	Temp. / Humidity	21°C / 57%
Polarity	Horizontal	Site / Engineer	AC1 / Kevin
Test Mode	MODE3-CH38_Ant 1+2	Test Voltage	AC 120V/60Hz

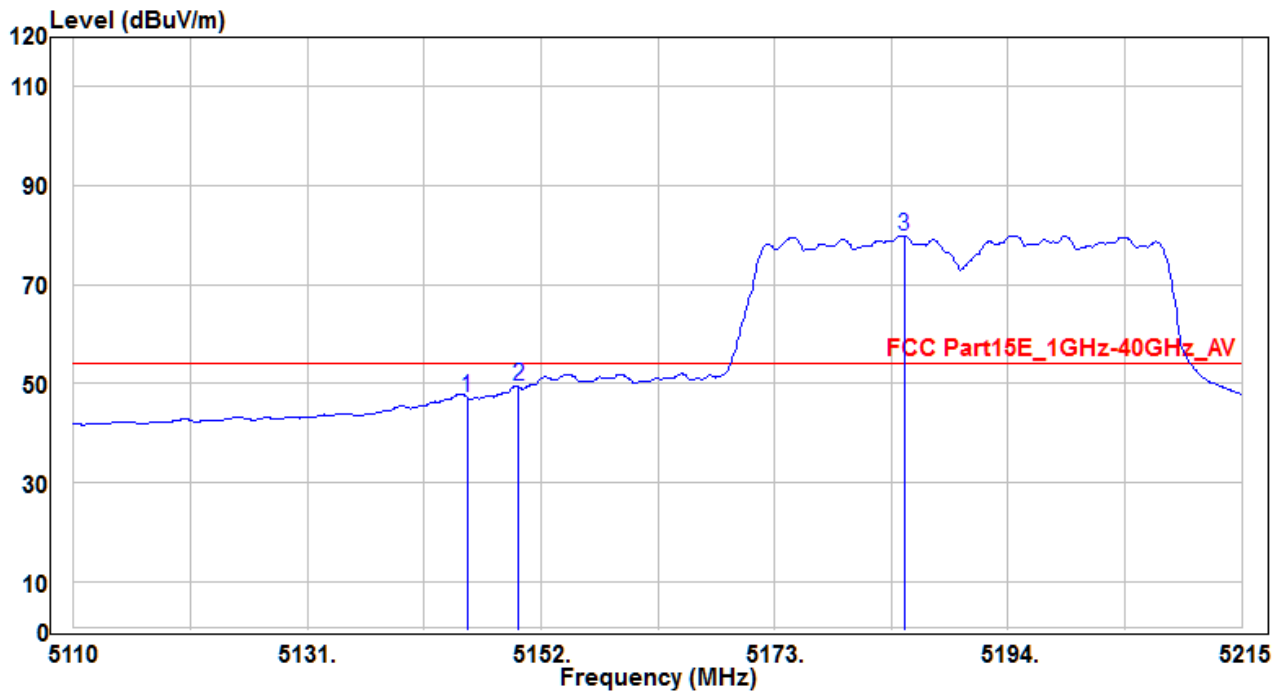


No	Frequency (MHz)	Reading (dBuV)	C.F (dB)	Measurement (dBuV/m)	Margin (dB)	Limit (dBuV)	Height (cm)	Angle (deg)	Remark (QP/PK/AV)
1	* 5145.385	68.99	4.17	73.16	-0.84	74	200	-15	Peak
2	5150	66.49	4.18	70.67	-3.33	74	200	-15	Peak
3	5184.655	102.43	4.06	106.49	32.49	74	200	-15	Peak

Note :

- "*" means the worst value in this measurement data °
- C.F (Correction Factor) = Antenna Factor (dB)+ Cable Loss (dB) – Preamplifier(dB) °
- Measurement (dBuV/m) = Reading(dBuV) + C.F (Correction Factor) °

EUT	VA50EC	Test Date	2017/04/07
Factor	BBHA 9120D (1GHz~18GHz)	Temp. / Humidity	21°C / 57%
Polarity	Horizontal	Site / Engineer	AC1 / Kevin
Test Mode	MODE3-CH38_Ant 1+2	Test Voltage	AC 120V/60Hz

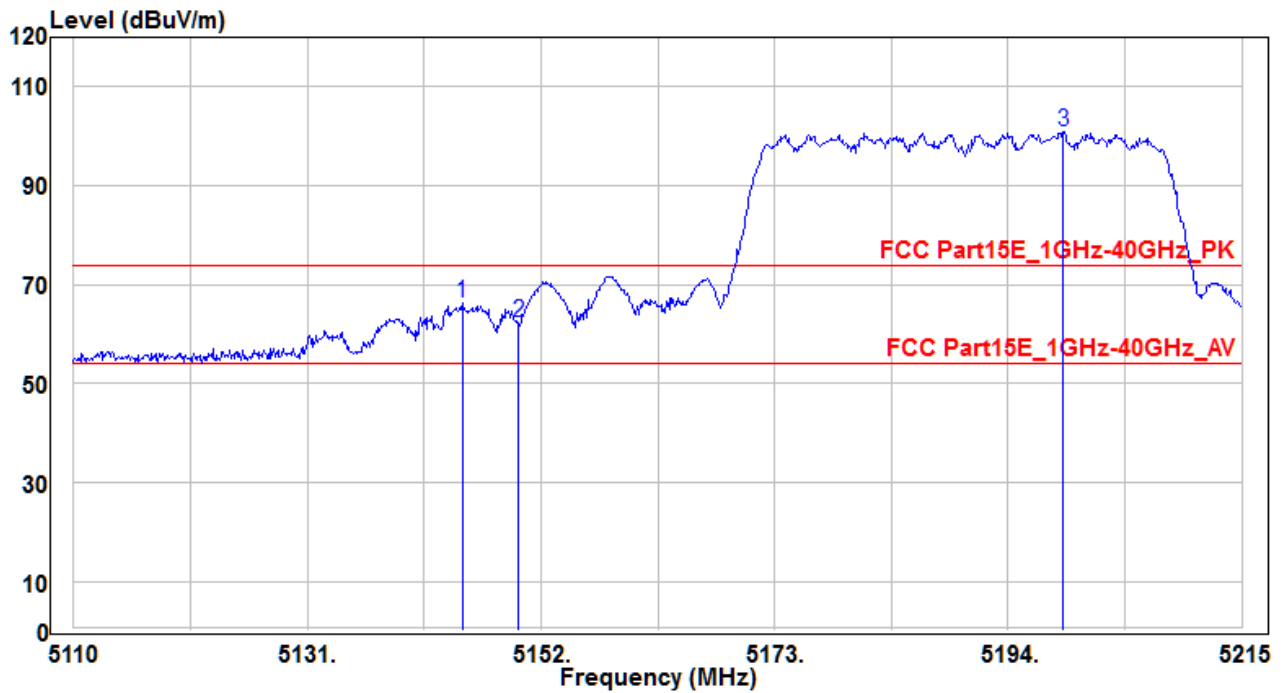


No	Frequency (MHz)	Reading (dBuV)	C.F (dB)	Measurement (dBuV/m)	Margin (dB)	Limit (dBuV)	Height (cm)	Angle (deg)	Remark (QP/PK/AV)
1	5145.385	42.97	4.17	47.14	-6.86	54	200	-15	Average
2	* 5150.005	45.13	4.18	49.31	-4.69	54	200	-15	Average
3	5184.655	75.76	4.06	79.82	25.82	54	200	-15	Average

Note :

- "*" means the worst value in this measurement data °
- C.F (Correction Factor) = Antenna Factor (dB)+ Cable Loss (dB) – Preamplifier(dB) °
- Measurement (dBuV/m) = Reading(dBuV) + C.F (Correction Factor) °

EUT	VA50EC	Test Date	2017/04/07
Factor	BBHA 9120D (1GHz~18GHz)	Temp. / Humidity	21°C / 57%
Polarity	Vertical	Site / Engineer	AC1 / Kevin
Test Mode	MODE3-CH38_Ant 1+2	Test Voltage	AC 120V/60Hz

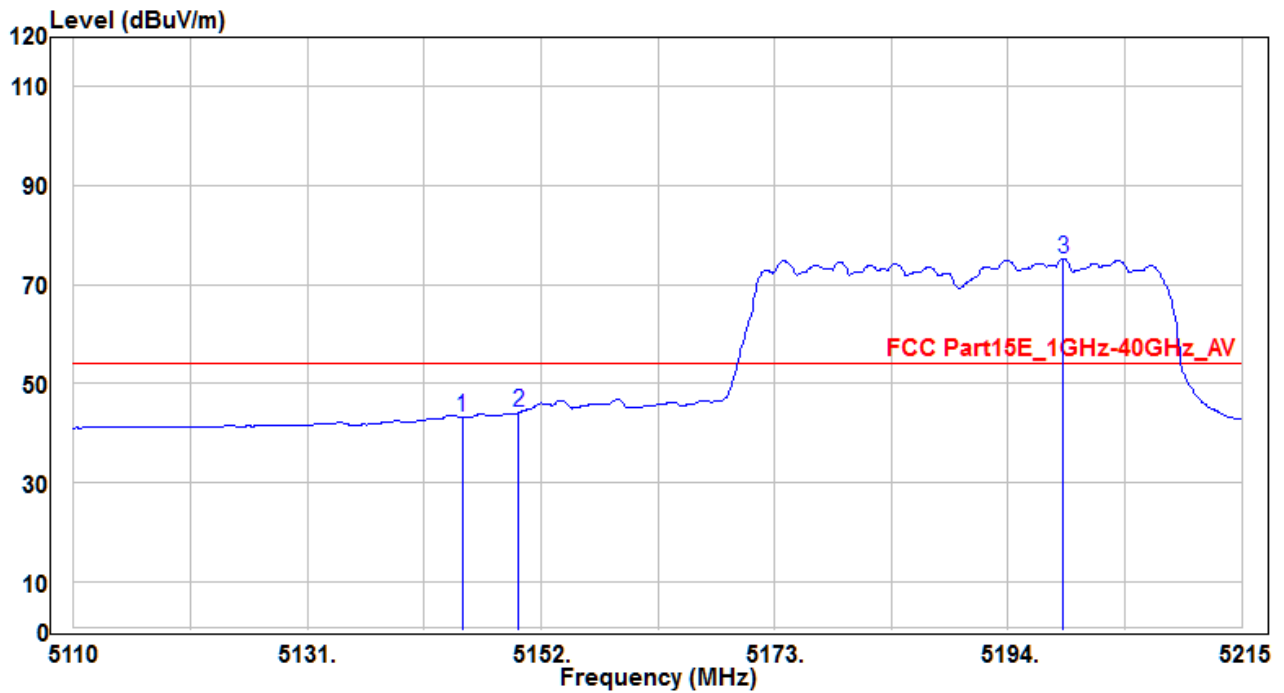


No	Frequency (MHz)	Reading (dBuV)	C.F (dB)	Measurement (dBuV/m)	Margin (dB)	Limit (dBuV)	Height (cm)	Angle (deg)	Remark (QP/PK/AV)
1	*	62.1	4.17	66.27	-7.73	74	150	20	Peak
2		57.98	4.18	62.16	-11.84	74	150	20	Peak
3		96.82	4	100.82	26.82	74	150	20	Peak

Note :

- "*" means the worst value in this measurement data °
- C.F (Correction Factor) = Antenna Factor (dB)+ Cable Loss (dB) – Preamplifier(dB) °
- Measurement (dBuV/m) = Reading(dBuV) + C.F (Correction Factor) °

EUT	VA50EC	Test Date	2017/04/07
Factor	BBHA 9120D (1GHz~18GHz)	Temp. / Humidity	21°C / 57%
Polarity	Vertical	Site / Engineer	AC1 / Kevin
Test Mode	MODE3-CH38_Ant 1+2	Test Voltage	AC 120V/60Hz

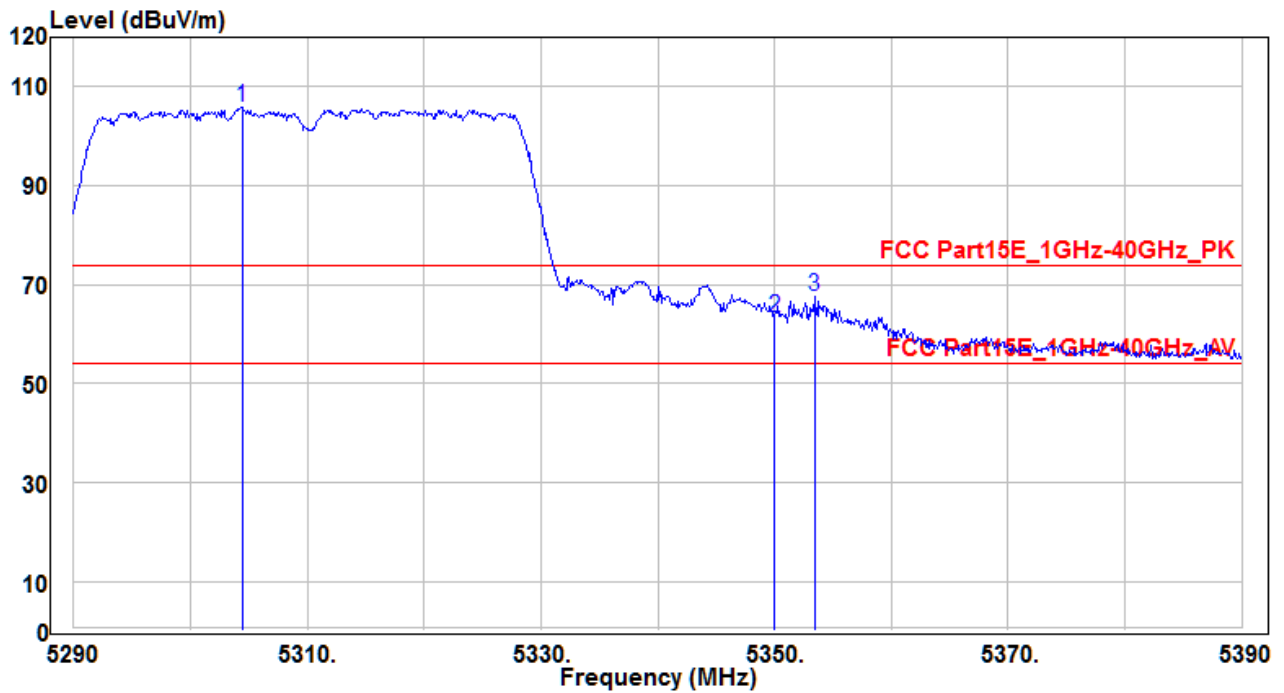


No	Frequency (MHz)	Reading (dBuV)	C.F (dB)	Measurement (dBuV/m)	Margin (dB)	Limit (dBuV)	Height (cm)	Angle (deg)	Remark (QP/PK/AV)
1	5144.965	38.98	4.17	43.15	-10.85	54	150	20	Average
2	* 5150	39.92	4.18	44.1	-9.9	54	150	20	Average
3	5198.935	71.19	4	75.19	21.19	54	150	20	Average

Note :

- "*" means the worst value in this measurement data °
- C.F (Correction Factor) = Antenna Factor (dB)+ Cable Loss (dB) – Preamplifier(dB) °
- Measurement (dBuV/m) = Reading(dBuV) + C.F (Correction Factor) °

EUT	VA50EC	Test Date	2017/04/07
Factor	BBHA 9120D (1GHz~18GHz)	Temp. / Humidity	21°C / 57%
Polarity	Horizontal	Site / Engineer	AC1 / Kevin
Test Mode	MODE3-CH62_Ant 1+2	Test Voltage	AC 120V/60Hz

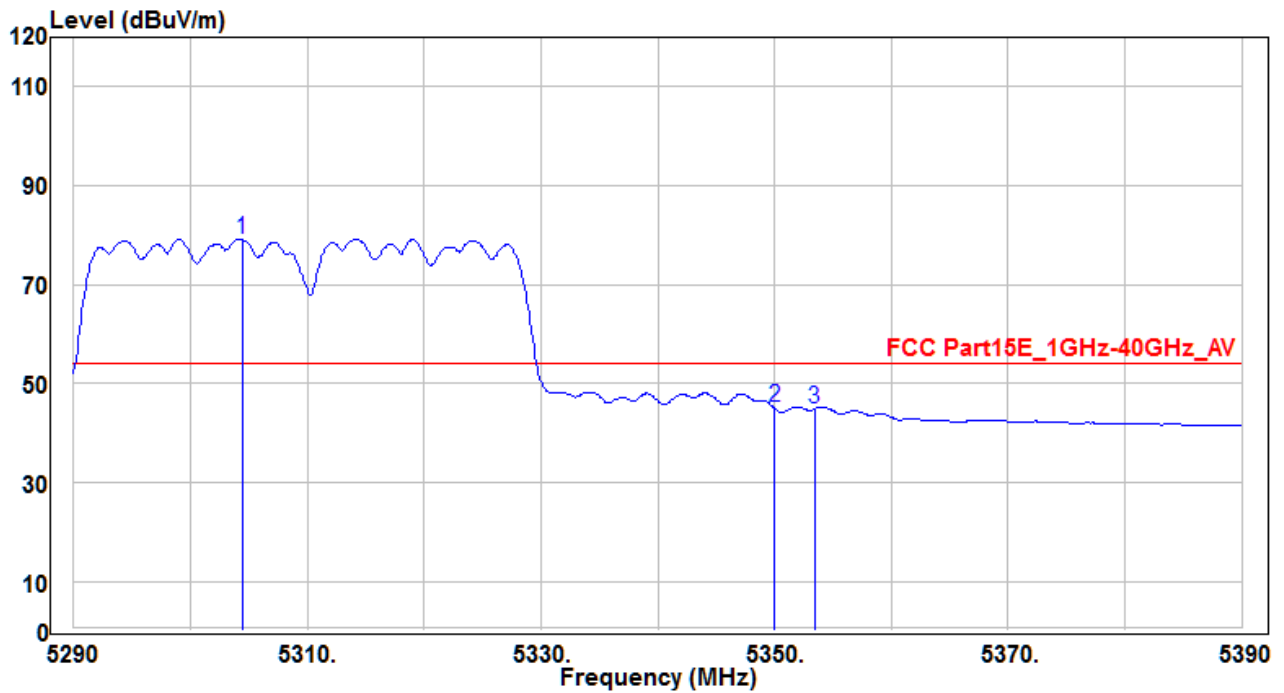


No	Frequency (MHz)	Reading (dBuV)	C.F (dB)	Measurement (dBuV/m)	Margin (dB)	Limit (dBuV)	Height (cm)	Angle (deg)	Remark (QP/PK/AV)
1	5304.4	102.15	3.83	105.98	31.98	74	200	345	Peak
2	5350	59.31	3.9	63.21	-10.79	74	200	345	Peak
3	* 5353.4	63.52	3.92	67.44	-6.56	74	200	345	Peak

Note :

- "*" means the worst value in this measurement data °
- C.F (Correction Factor) = Antenna Factor (dB)+ Cable Loss (dB) – Preamplifier(dB) °
- Measurement (dBuV/m) = Reading(dBuV) + C.F (Correction Factor) °

EUT	VA50EC	Test Date	2017/04/07
Factor	BBHA 9120D (1GHz~18GHz)	Temp. / Humidity	21°C / 57%
Polarity	Horizontal	Site / Engineer	AC1 / Kevin
Test Mode	MODE3-CH62_Ant 1+2	Test Voltage	AC 120V/60Hz

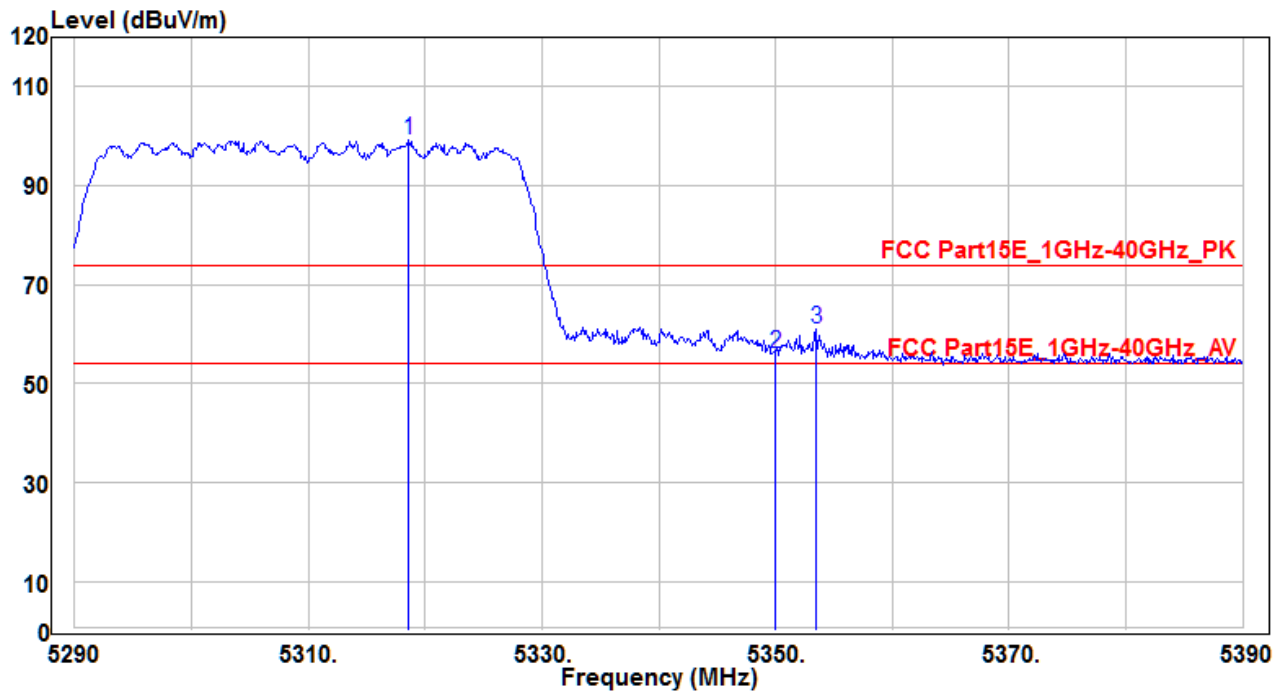


No	Frequency (MHz)	Reading (dBuV)	C.F (dB)	Measurement (dBuV/m)	Margin (dB)	Limit (dBuV)	Height (cm)	Angle (deg)	Remark (QP/PK/AV)
1	5304.4	75.27	3.83	79.1	25.1	54	200	345	Average
2	* 5350	41.16	3.9	45.06	-8.94	54	200	345	Average
3	5353.4	40.92	3.92	44.84	-9.16	54	200	345	Average

Note :

- "*" means the worst value in this measurement data °
- C.F (Correction Factor) = Antenna Factor (dB)+ Cable Loss (dB) – Preamplifier(dB) °
- Measurement (dBuV/m) = Reading(dBuV) + C.F (Correction Factor) °

EUT	VA50EC	Test Date	2017/04/07
Factor	BBHA 9120D (1GHz~18GHz)	Temp. / Humidity	21°C / 57%
Polarity	Vertical	Site / Engineer	AC1 / Kevin
Test Mode	MODE3-CH62_Ant 1+2	Test Voltage	AC 120V/60Hz

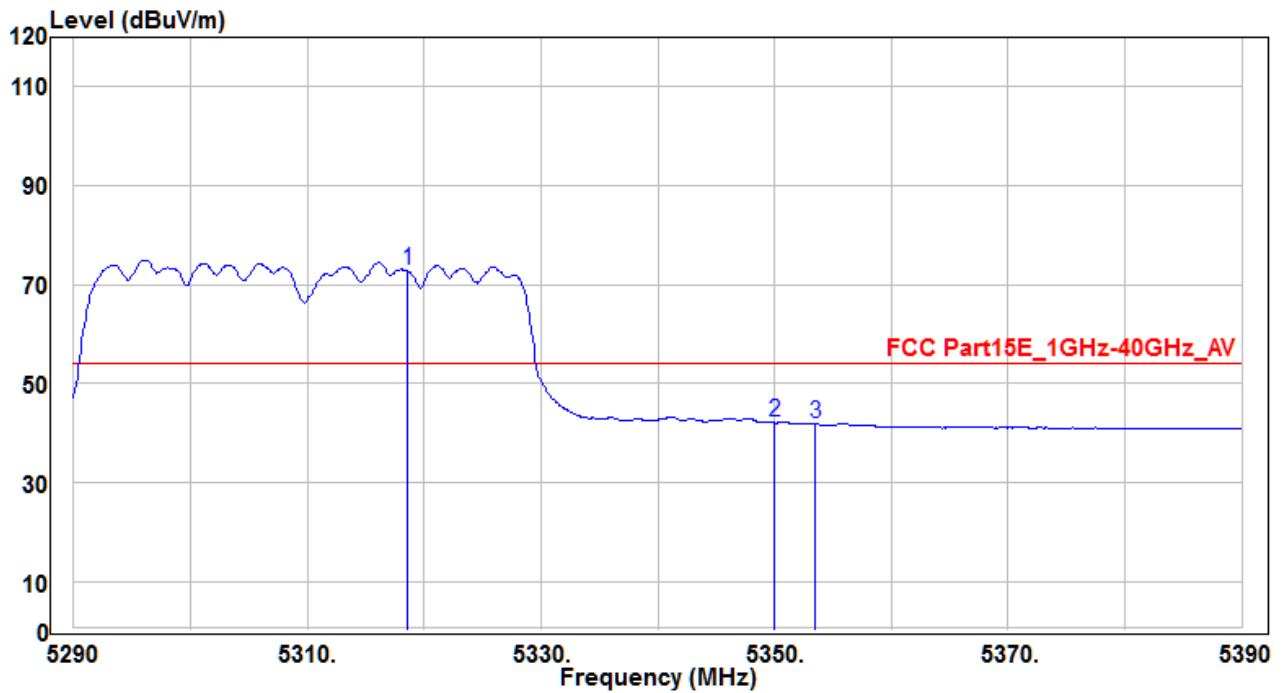


No	Frequency (MHz)	Reading (dBuV)	C.F (dB)	Measurement (dBuV/m)	Margin (dB)	Limit (dBuV)	Height (cm)	Angle (deg)	Remark (QP/PK/AV)
1	5318.6	95.24	3.85	99.09	25.09	74	160	0	Peak
2	5350	52.03	3.9	55.93	-18.07	74	160	0	Peak
3	* 5353.5	57.05	3.92	60.97	-13.03	74	160	0	Peak

Note :

- "*" means the worst value in this measurement data °
- C.F (Correction Factor) = Antenna Factor (dB)+ Cable Loss (dB) – Preamplifier(dB) °
- Measurement (dBuV/m) = Reading(dBuV) + C.F (Correction Factor) °

EUT	VA50EC	Test Date	2017/04/07
Factor	BBHA 9120D (1GHz~18GHz)	Temp. / Humidity	21°C / 57%
Polarity	Vertical	Site / Engineer	AC1 / Kevin
Test Mode	MODE3-CH62_Ant 1+2	Test Voltage	AC 120V/60Hz

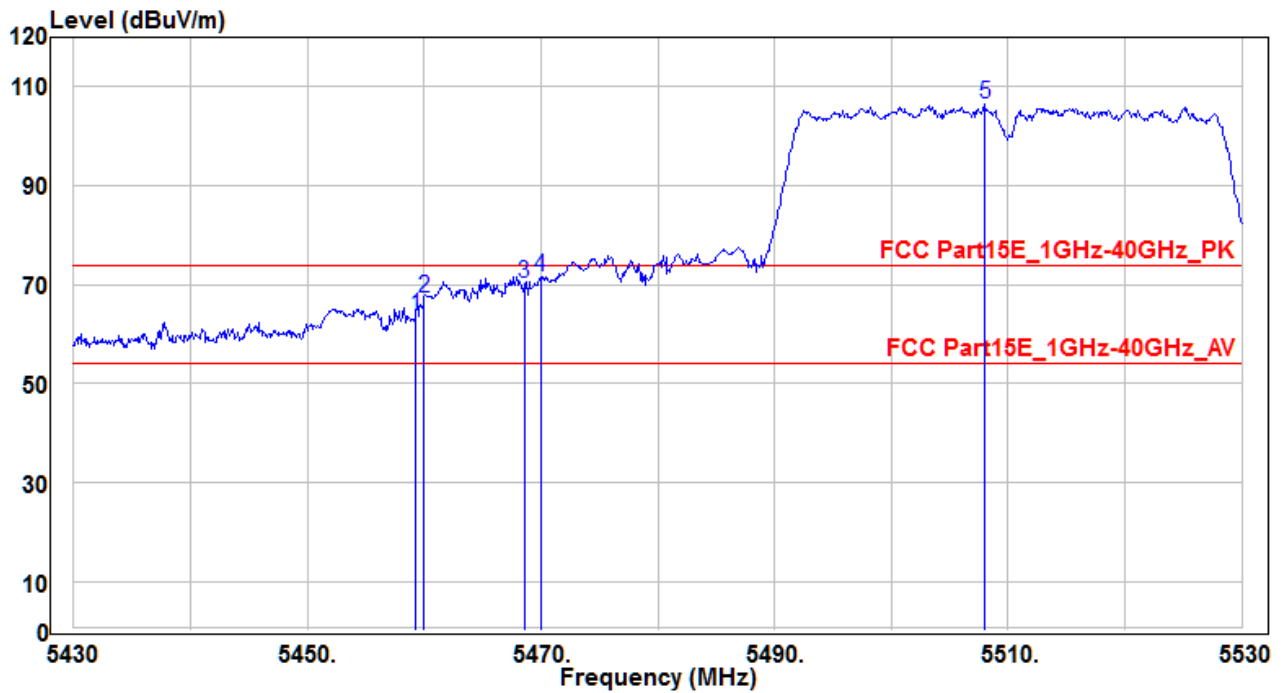


No	Frequency (MHz)	Reading (dBuV)	C.F (dB)	Measurement (dBuV/m)	Margin (dB)	Limit (dBuV)	Height (cm)	Angle (deg)	Remark (QP/PK/AV)
1	5318.6	68.91	3.85	72.76	18.76	54	160	0	Average
2	* 5350	38.17	3.9	42.07	-11.93	54	160	0	Average
3	5353.5	37.97	3.92	41.89	-12.11	54	160	0	Average

Note :

- "*" means the worst value in this measurement data °
- C.F (Correction Factor) = Antenna Factor (dB)+ Cable Loss (dB) – Preamplifier(dB) °
- Measurement (dBuV/m) = Reading(dBuV) + C.F (Correction Factor) °

EUT	VA50EC	Test Date	2017/04/07
Factor	BBHA 9120D (1GHz~18GHz)	Temp. / Humidity	21°C / 57%
Polarity	Horizontal	Site / Engineer	AC1 / Kevin
Test Mode	MODE3-CH102_Ant 1+2	Test Voltage	AC 120V/60Hz

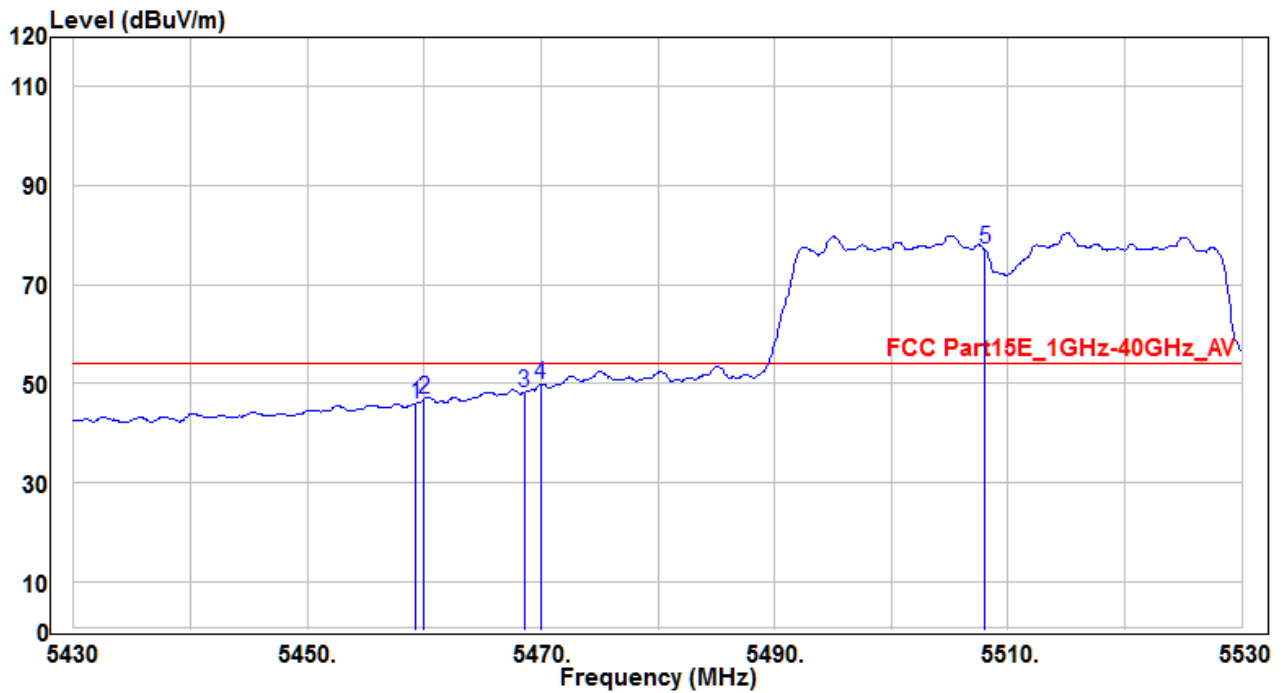


No	Frequency (MHz)	Reading (dBuV)	C.F (dB)	Measurement (dBuV/m)	Margin (dB)	Limit (dBuV)	Height (cm)	Angle (deg)	Remark (QP/PK/AV)
1	5459.3	59.39	4.18	63.57	-10.43	74	190	-2	Peak
2	5460	62.95	4.18	67.13	-6.87	74	190	-2	Peak
3	5468.6	65.99	4.2	70.19	-3.81	74	190	-2	Peak
4	* 5470	67.25	4.2	71.45	-2.55	74	190	-2	Peak
5	5508	102.09	4.3	106.39	32.39	74	190	-2	Peak

Note :

1. " * " means the worst value in this measurement data °
2. C.F (Correction Factor) = Antenna Factor (dB)+ Cable Loss (dB) – Preamplifier(dB) °
3. Measurement (dBuV/m) = Reading(dBuV) + C.F (Correction Factor) °

EUT	VA50EC	Test Date	2017/04/07
Factor	BBHA 9120D (1GHz~18GHz)	Temp. / Humidity	21°C / 57%
Polarity	Horizontal	Site / Engineer	AC1 / Kevin
Test Mode	MODE3-CH102_Ant 1+2	Test Voltage	AC 120V/60Hz

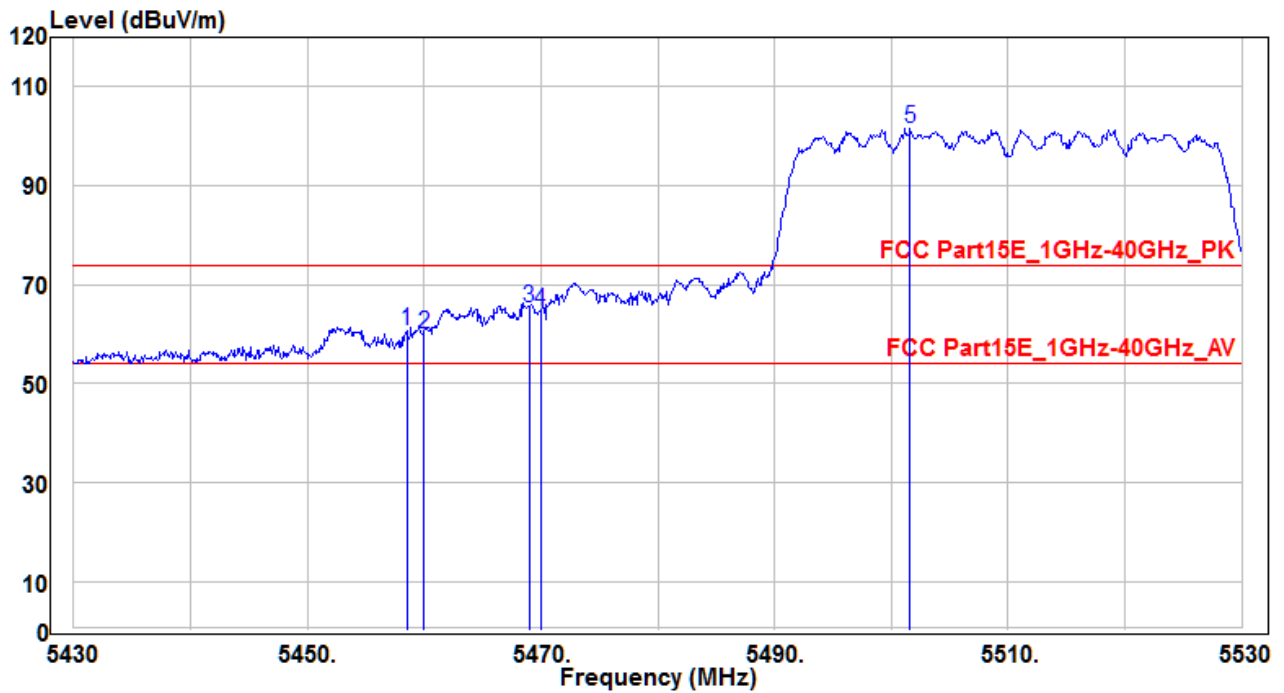


No	Frequency (MHz)	Reading (dBuV)	C.F (dB)	Measurement (dBuV/m)	Margin (dB)	Limit (dBuV)	Height (cm)	Angle (deg)	Remark (QP/PK/AV)
1	5459.3	41.77	4.18	45.95	-8.05	54	190	-2	Average
2	5460	42.79	4.18	46.97	-7.03	54	190	-2	Average
3	5468.6	44.06	4.2	48.26	-5.74	54	190	-2	Average
4	* 5470	45.61	4.2	49.81	-4.19	54	190	-2	Average
5	5508	72.75	4.3	77.05	23.05	54	190	-2	Average

Note :

1. " * " means the worst value in this measurement data °
2. C.F (Correction Factor) = Antenna Factor (dB)+ Cable Loss (dB) – Preamplifier(dB) °
3. Measurement (dBuV/m) = Reading(dBuV) + C.F (Correction Factor) °

EUT	VA50EC	Test Date	2017/04/07
Factor	BBHA 9120D (1GHz~18GHz)	Temp. / Humidity	21°C / 57%
Polarity	Vertical	Site / Engineer	AC1 / Kevin
Test Mode	MODE3-CH102_Ant 1+2	Test Voltage	AC 120V/60Hz

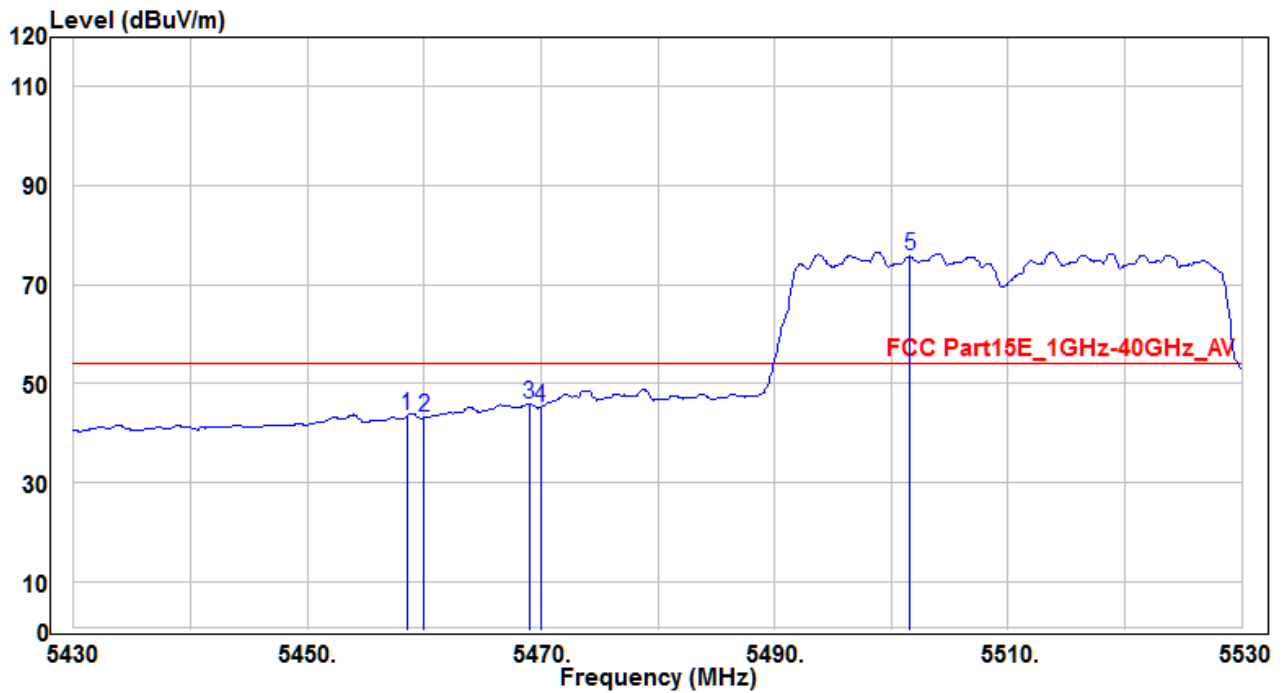


No	Frequency (MHz)	Reading (dBuV)	C.F (dB)	Measurement (dBuV/m)	Margin (dB)	Limit (dBuV)	Height (cm)	Angle (deg)	Remark (QP/PK/AV)
1	5458.5	56.45	4.18	60.63	-13.37	74	190	25	Peak
2	5460	55.83	4.18	60.01	-13.99	74	190	25	Peak
3	* 5469	61	4.2	65.2	-8.8	74	190	25	Peak
4	5470	60.3	4.2	64.5	-9.5	74	190	25	Peak
5	5501.6	97.37	4.27	101.64	27.64	74	190	25	Peak

Note :

1. " * " means the worst value in this measurement data °
2. C.F (Correction Factor) = Antenna Factor (dB)+ Cable Loss (dB) – Preamplifier(dB) °
3. Measurement (dBuV/m) = Reading(dBuV) + C.F (Correction Factor) °

EUT	VA50EC	Test Date	2017/04/07
Factor	BBHA 9120D (1GHz~18GHz)	Temp. / Humidity	21°C / 57%
Polarity	Vertical	Site / Engineer	AC1 / Kevin
Test Mode	MODE3-CH102_Ant 1+2	Test Voltage	AC 120V/60Hz

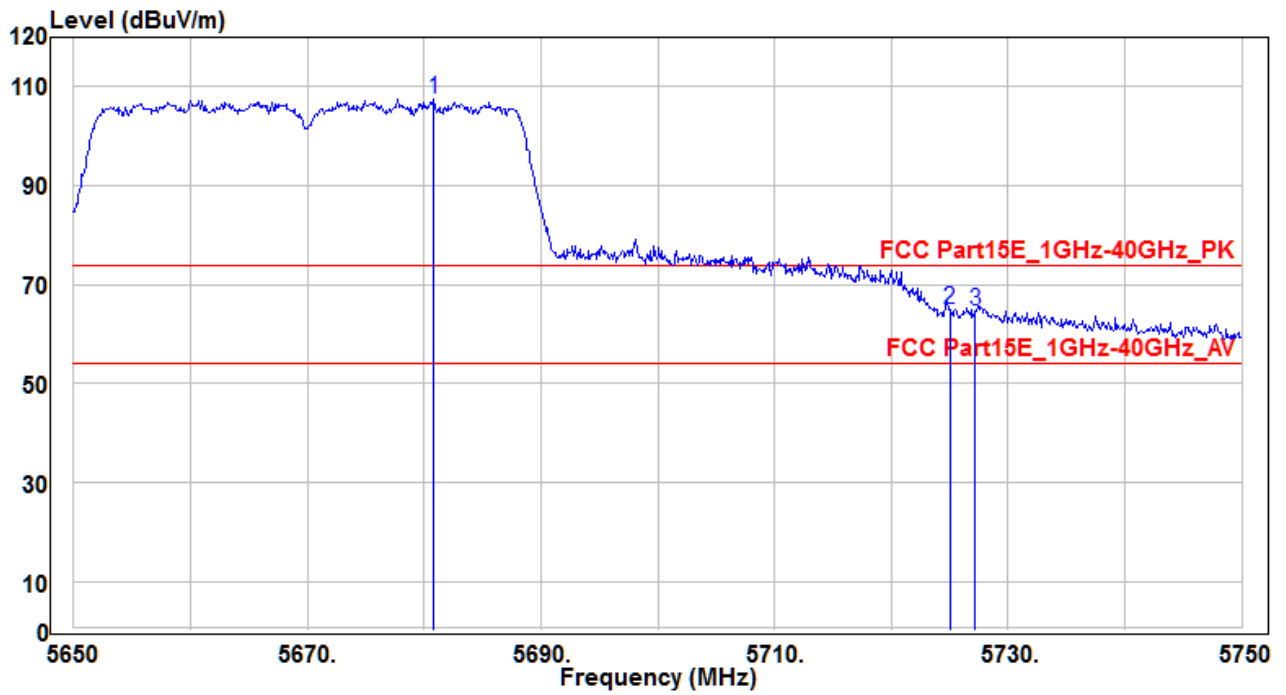


No	Frequency (MHz)	Reading (dBuV)	C.F (dB)	Measurement (dBuV/m)	Margin (dB)	Limit (dBuV)	Height (cm)	Angle (deg)	Remark (QP/PK/AV)
1	5458.5	39.26	4.18	43.44	-10.56	54	190	25	Average
2	5460	38.95	4.18	43.13	-10.87	54	190	25	Average
3	* 5469	41.65	4.2	45.85	-8.15	54	190	25	Average
4	5470	41.06	4.2	45.26	-8.74	54	190	25	Average
5	5501.6	71.44	4.27	75.71	21.71	54	190	25	Average

Note :

1. " * " means the worst value in this measurement data °
2. C.F (Correction Factor) = Antenna Factor (dB)+ Cable Loss (dB) – Preamplifier(dB) °
3. Measurement (dBuV/m) = Reading(dBuV) + C.F (Correction Factor) °

EUT	VA50EC	Test Date	2017/04/07
Factor	BBHA 9120D (1GHz~18GHz)	Temp. / Humidity	21°C / 57%
Polarity	Horizontal	Site / Engineer	AC1 / Kevin
Test Mode	MODE3-CH134_Ant 1+2	Test Voltage	AC 120V/60Hz

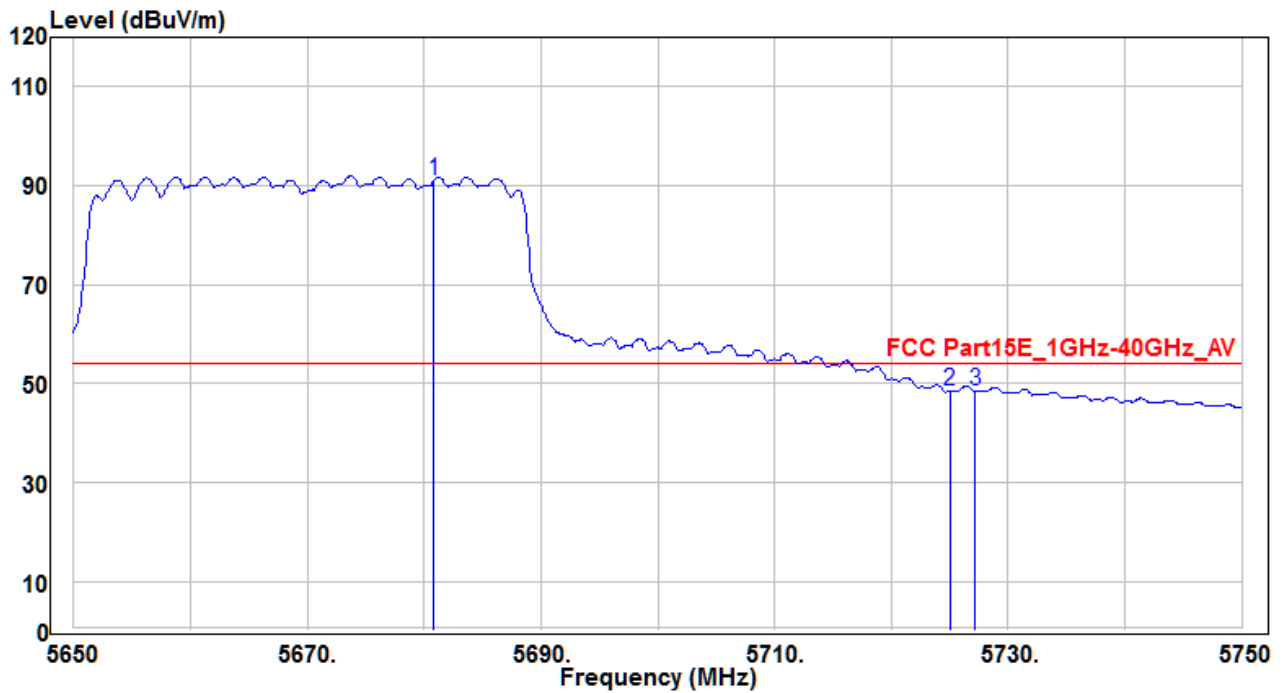


No	Frequency (MHz)	Reading (dBuV)	C.F (dB)	Measurement (dBuV/m)	Margin (dB)	Limit (dBuV)	Height (cm)	Angle (deg)	Remark (QP/PK/AV)
1	5680.8	102.73	4.79	107.52	33.52	74	210	380	Peak
2	* 5725	59.81	5.03	64.84	-9.16	74	210	380	Peak
3	5727.2	59.57	5.04	64.61	-9.39	74	210	380	Peak

Note :

1. " * " means the worst value in this measurement data °
2. C.F (Correction Factor) = Antenna Factor (dB)+ Cable Loss (dB) – Preamplifier(dB) °
3. Measurement (dBuV/m) = Reading(dBuV) + C.F (Correction Factor) °

EUT	VA50EC	Test Date	2017/04/07
Factor	BBHA 9120D (1GHz~18GHz)	Temp. / Humidity	21°C / 57%
Polarity	Horizontal	Site / Engineer	AC1 / Kevin
Test Mode	MODE3-CH134_Ant 1+2	Test Voltage	AC 120V/60Hz

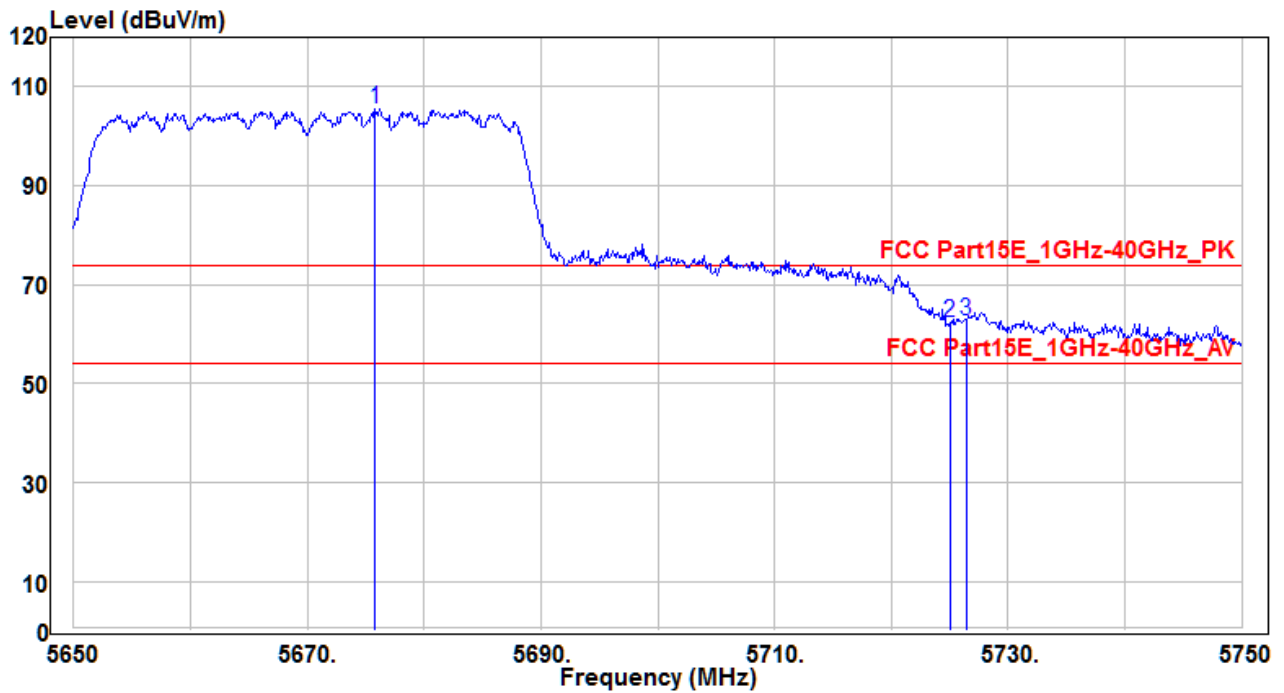


No	Frequency (MHz)	Reading (dBuV)	C.F (dB)	Measurement (dBuV/m)	Margin (dB)	Limit (dBuV)	Height (cm)	Angle (deg)	Remark (QP/PK/AV)
1	5680.8	86.1	4.79	90.89	36.89	54	210	380	Average
2	* 5725	43.46	5.03	48.49	-5.51	54	210	380	Average
3	5727.2	43.39	5.04	48.43	-5.57	54	210	380	Average

Note :

- "*" means the worst value in this measurement data °
- C.F (Correction Factor) = Antenna Factor (dB)+ Cable Loss (dB) – Preamplifier(dB) °
- Measurement (dBuV/m) = Reading(dBuV) + C.F (Correction Factor) °

EUT	VA50EC	Test Date	2017/04/07
Factor	BBHA 9120D (1GHz~18GHz)	Temp. / Humidity	21°C / 57%
Polarity	Vertical	Site / Engineer	AC1 / Kevin
Test Mode	MODE3-CH134_Ant 1+2	Test Voltage	AC 120V/60Hz

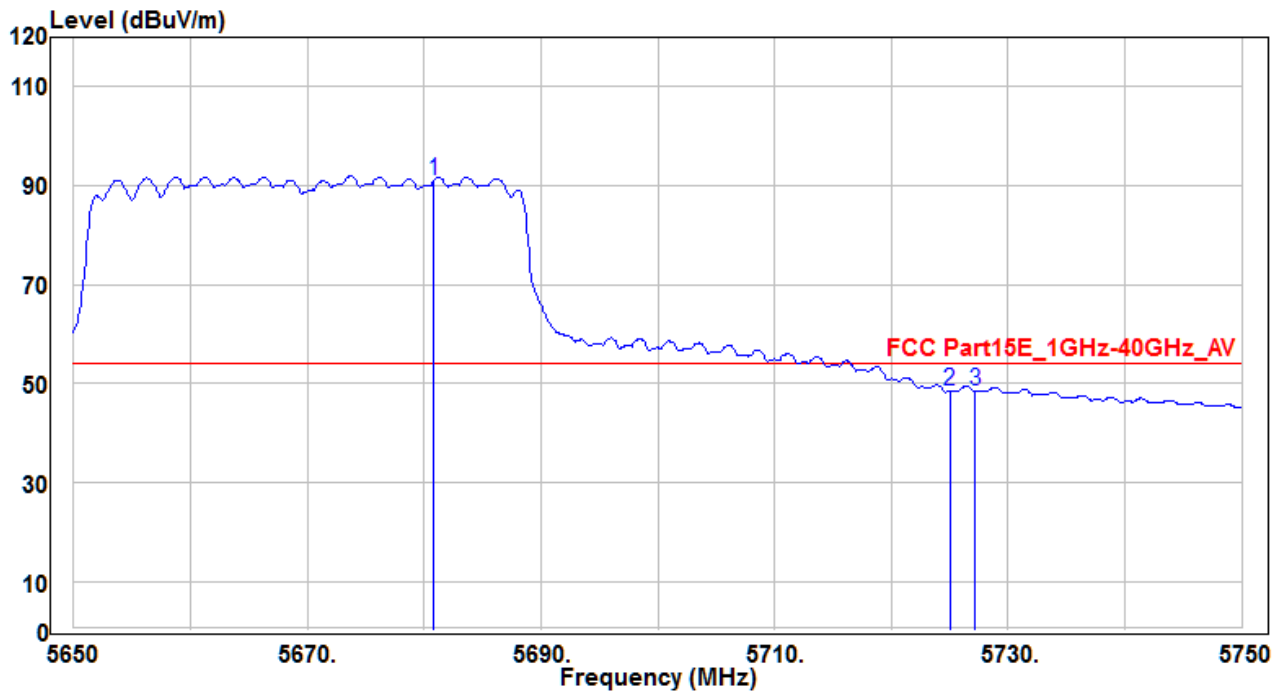


No	Frequency (MHz)	Reading (dBuV)	C.F (dB)	Measurement (dBuV/m)	Margin (dB)	Limit (dBuV)	Height (cm)	Angle (deg)	Remark (QP/PK/AV)
1	5675.8	100.64	4.77	105.41	31.41	74	200	27	Peak
2	5725	57.26	5.03	62.29	-11.71	74	200	27	Peak
3	* 5726.4	57.7	5.04	62.74	-11.26	74	200	27	Peak

Note :

- "*" means the worst value in this measurement data °
- C.F (Correction Factor) = Antenna Factor (dB)+ Cable Loss (dB) – Preamplifier(dB) °
- Measurement (dBuV/m) = Reading(dBuV) + C.F (Correction Factor) °

EUT	VA50EC	Test Date	2017/04/07
Factor	BBHA 9120D (1GHz~18GHz)	Temp. / Humidity	21°C / 57%
Polarity	Vertical	Site / Engineer	AC1 / Kevin
Test Mode	MODE3-CH134_Ant 1+2	Test Voltage	AC 120V/60Hz

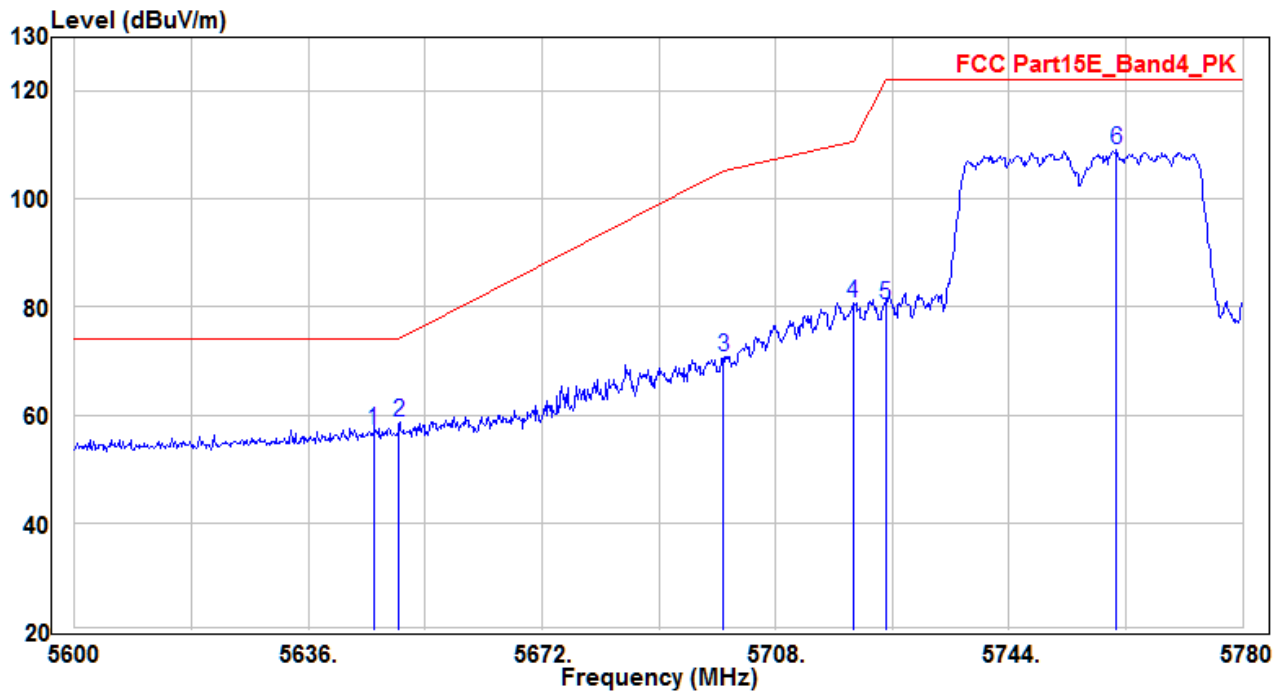


No	Frequency (MHz)	Reading (dBuV)	C.F (dB)	Measurement (dBuV/m)	Margin (dB)	Limit (dBuV)	Height (cm)	Angle (deg)	Remark (QP/PK/AV)
1	5680.8	86.1	4.79	90.89	36.89	54	210	380	Average
2	* 5725	43.46	5.03	48.49	-5.51	54	210	380	Average
3	5727.2	43.39	5.04	48.43	-5.57	54	210	380	Average

Note :

4. " * " means the worst value in this measurement data °
5. C.F (Correction Factor) = Antenna Factor (dB)+ Cable Loss (dB) – Preamplifier(dB) °
6. Measurement (dBuV/m) = Reading(dBuV) + C.F (Correction Factor) °

EUT	VA50EC	Test Date	2017/04/07
Factor	BBHA 9120D (1GHz~18GHz)	Temp. / Humidity	21°C / 57%
Polarity	Horizontal	Site / Engineer	AC1 / Kevin
Test Mode	MODE3-CH151_Ant 1+2	Test Voltage	AC 120V/60Hz

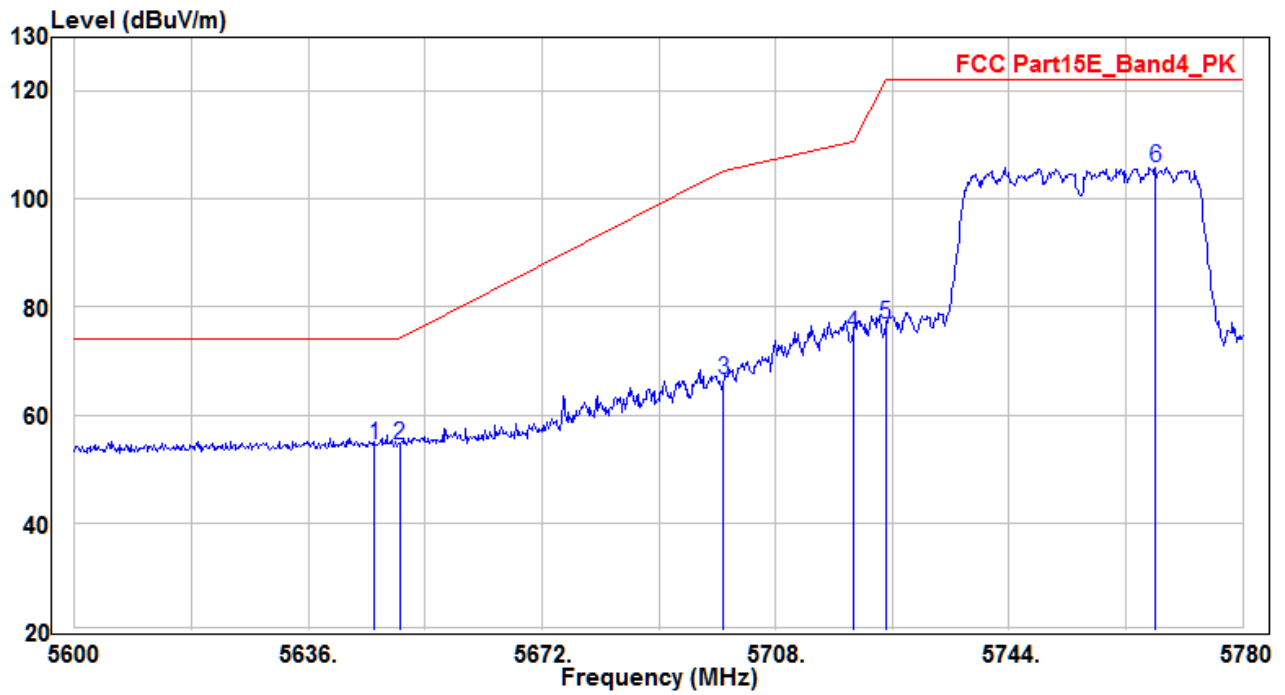


No	Frequency (MHz)	Reading (dBuV)	C.F (dB)	Measurement (dBuV/m)	Margin (dB)	Limit (dBuV)	Height (cm)	Angle (deg)	Remark (QP/PK/AV)
1	5646.08	52.66	4.66	57.32	-16.68	74	190	360	Peak
2	5650	53.94	4.67	58.61	-15.39	74	190	360	Peak
3	5700	66.04	4.87	70.91	-34.29	105.2	190	360	Peak
4	5720	75.62	5	80.62	-30.18	110.8	190	360	Peak
5	5725	75.57	5.03	80.6	-41.6	122.2	190	360	Peak
6	* 5760.56	103.96	5.24	109.2	-13	122.2	190	360	Peak

Note :

1. " * " means the worst value in this measurement data °
2. C.F (Correction Factor) = Antenna Factor (dB)+ Cable Loss (dB) – Preamplifier(dB) °
3. Measurement (dBuV/m) = Reading(dBuV) + C.F (Correction Factor) °

EUT	VA50EC	Test Date	2017/04/07
Factor	BBHA 9120D (1GHz~18GHz)	Temp. / Humidity	21°C / 57%
Polarity	Vertical	Site / Engineer	AC1 / Kevin
Test Mode	MODE3-CH151_Ant 1+2	Test Voltage	AC 120V/60Hz

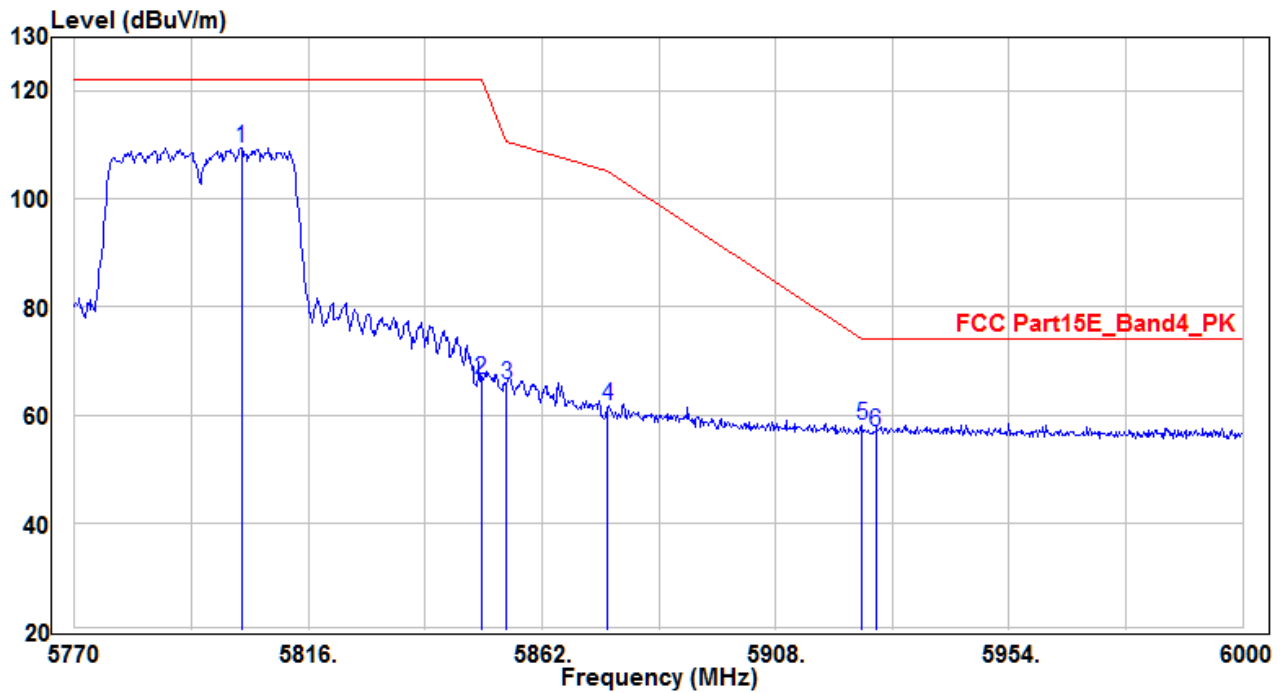


No	Frequency (MHz)	Reading (dBuV)	C.F (dB)	Measurement (dBuV/m)	Margin (dB)	Limit (dBuV)	Height (cm)	Angle (deg)	Remark (QP/PK/AV)
1	5646.26	49.93	4.66	54.59	-19.41	74	185	10	Peak
2	5650.04	49.91	4.67	54.58	-19.44	74.02	185	10	Peak
3	5700	61.73	4.87	66.6	-38.6	105.2	185	10	Peak
4	5720	69.9	5	74.9	-35.9	110.8	185	10	Peak
5	5725	71.72	5.03	76.75	-45.45	122.2	185	10	Peak
6	* 5766.5	100.6	5.27	105.87	-16.33	122.2	185	10	Peak

Note :

1. " * " means the worst value in this measurement data °
2. C.F (Correction Factor) = Antenna Factor (dB)+ Cable Loss (dB) – Preamplifier(dB) °
3. Measurement (dBuV/m) = Reading(dBuV) + C.F (Correction Factor) °

EUT	VA50EC	Test Date	2017/04/07
Factor	BBHA 9120D (1GHz~18GHz)	Temp. / Humidity	21°C / 57%
Polarity	Horizontal	Site / Engineer	AC1 / Kevin
Test Mode	MODE3-CH159_Ant 1+2	Test Voltage	AC 120V/60Hz

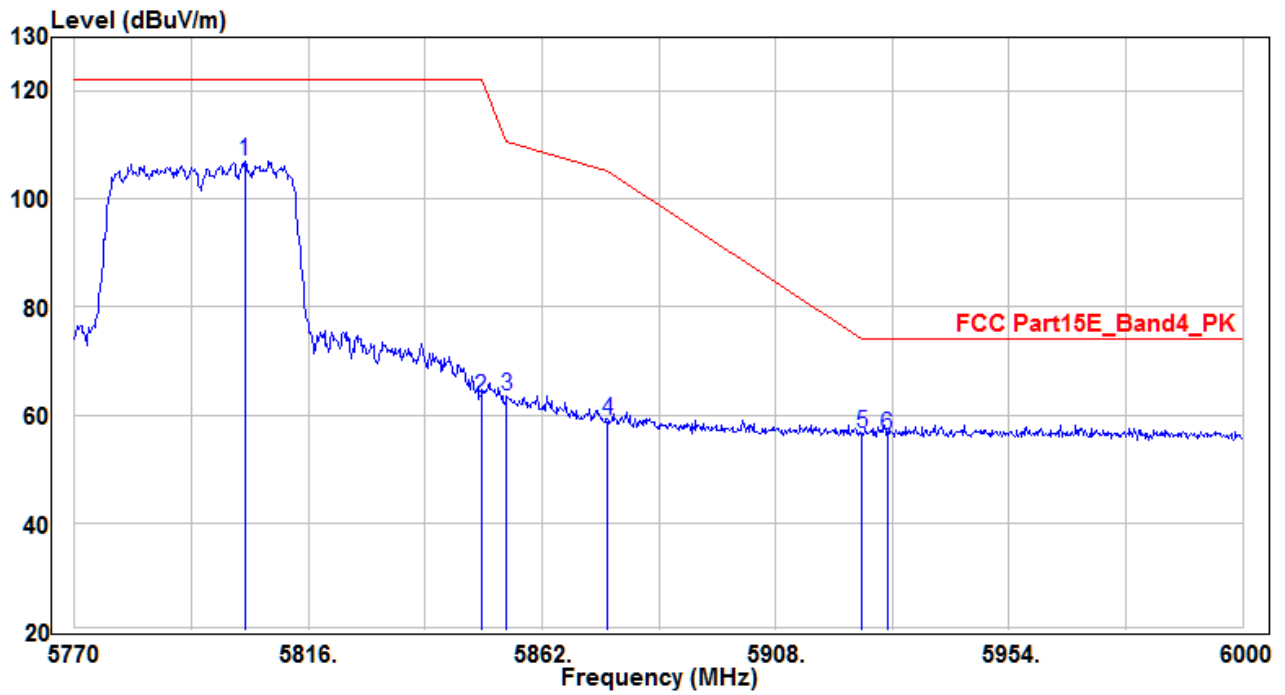


No	Frequency (MHz)	Reading (dBuV)	C.F (dB)	Measurement (dBuV/m)	Margin (dB)	Limit (dBuV)	Height (cm)	Angle (deg)	Remark (QP/PK/AV)
1	5802.89	104.12	5.45	109.57	-12.63	122.2	211	11	Peak
2	5850.04	60.79	5.73	66.52	-55.59	122.11	211	11	Peak
3	5855	59.79	5.76	65.55	-45.25	110.8	211	11	Peak
4	5875	56.03	5.83	61.86	-43.34	105.2	211	11	Peak
5	* 5925	51.98	5.96	57.94	-16.06	74	211	11	Peak
6	5927.78	50.9	5.98	56.88	-17.12	74	211	11	Peak

Note :

1. " * " means the worst value in this measurement data °
2. C.F (Correction Factor) = Antenna Factor (dB)+ Cable Loss (dB) – Preamplifier(dB) °
3. Measurement (dBuV/m) = Reading(dBuV) + C.F (Correction Factor) °

EUT	VA50EC	Test Date	2017/04/07
Factor	BBHA 9120D (1GHz~18GHz)	Temp. / Humidity	21°C / 57%
Polarity	Vertical	Site / Engineer	AC1 / Kevin
Test Mode	MODE3-CH159_Ant 1+2	Test Voltage	AC 120V/60Hz

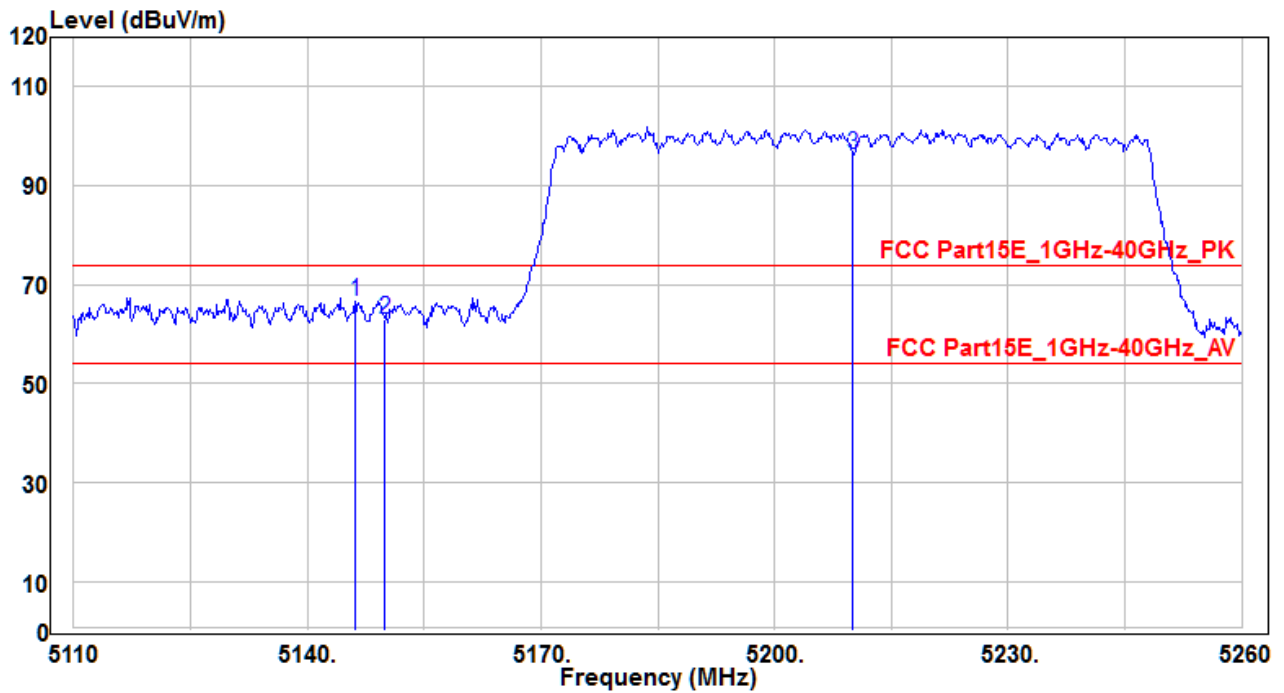


No		Frequency (MHz)	Reading (dBuV)	C.F (dB)	Measurement (dBuV/m)	Margin (dB)	Limit (dBuV)	Height (cm)	Angle (deg)	Remark (QP/PK/AV)
1	*	5803.58	101.63	5.47	107.1	-15.1	122.2	168	390	Peak
2		5850.04	57.44	5.73	63.17	-58.94	122.11	168	390	Peak
3		5855	57.9	5.76	63.66	-47.14	110.8	168	390	Peak
4		5875	53.03	5.83	58.86	-46.34	105.2	168	390	Peak
5		5925	50.75	5.96	56.71	-17.29	74	168	390	Peak
6		5930.08	50.18	5.98	56.16	-17.84	74	168	390	Peak

Note :

1. " * " means the worst value in this measurement data °
2. C.F (Correction Factor) = Antenna Factor (dB)+ Cable Loss (dB) – Preamplifier(dB) °
3. Measurement (dBuV/m) = Reading(dBuV) + C.F (Correction Factor) °

EUT	VA50EC	Test Date	2017/04/07
Factor	BBHA 9120D (1GHz~18GHz)	Temp. / Humidity	21°C / 57%
Polarity	Horizontal	Site / Engineer	AC1 / Kevin
Test Mode	MODE4-CH42_Ant 1+2	Test Voltage	AC 120V/60Hz

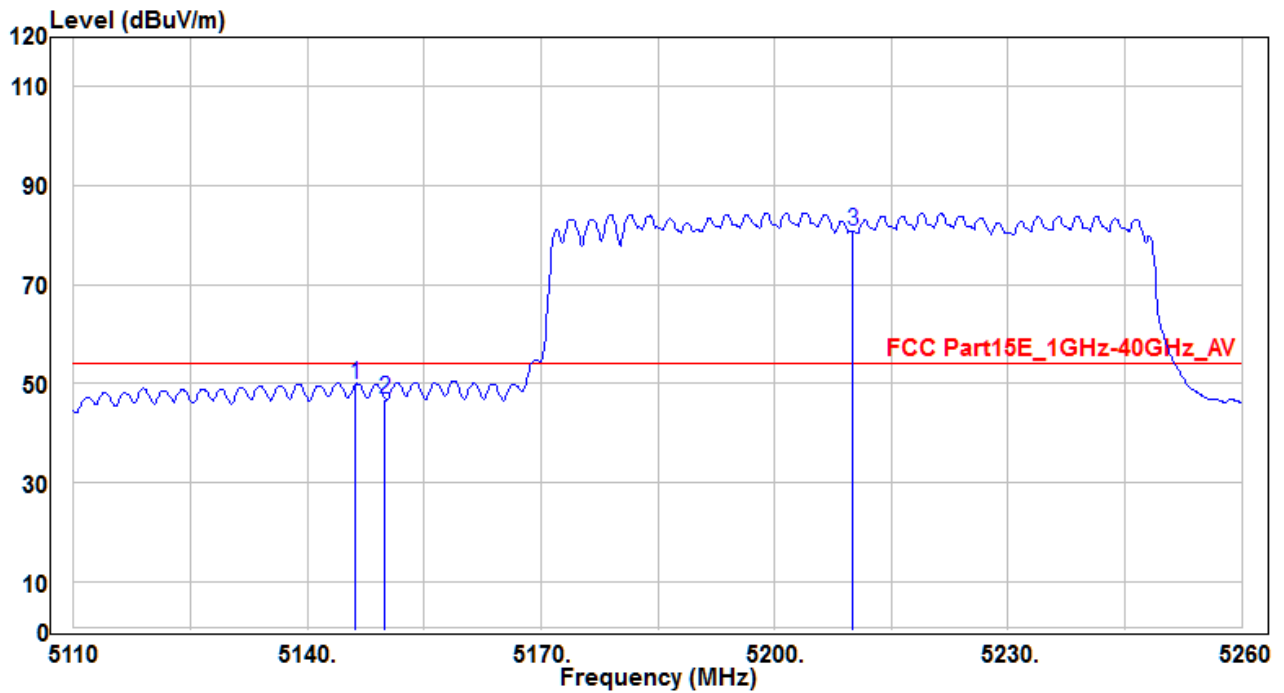


No	Frequency (MHz)	Reading (dBuV)	C.F (dB)	Measurement (dBuV/m)	Margin (dB)	Limit (dBuV)	Height (cm)	Angle (deg)	Remark (QP/PK/AV)	
1	*	5146.15	62.53	4.17	66.7	-7.3	74	216	-30	Peak
2		5150	58.83	4.18	63.01	-10.99	74	216	-30	Peak
3		5210.05	92.27	3.97	96.24	22.24	74	216	-30	Peak

Note :

1. " * " means the worst value in this measurement data °
2. C.F (Correction Factor) = Antenna Factor (dB)+ Cable Loss (dB) – Preamplifier(dB) °
3. Measurement (dBuV/m) = Reading(dBuV) + C.F (Correction Factor) °

EUT	VA50EC	Test Date	2017/04/07
Factor	BBHA 9120D (1GHz~18GHz)	Temp. / Humidity	21°C / 57%
Polarity	Horizontal	Site / Engineer	AC1 / Kevin
Test Mode	MODE4-CH42_Ant 1+2	Test Voltage	AC 120V/60Hz

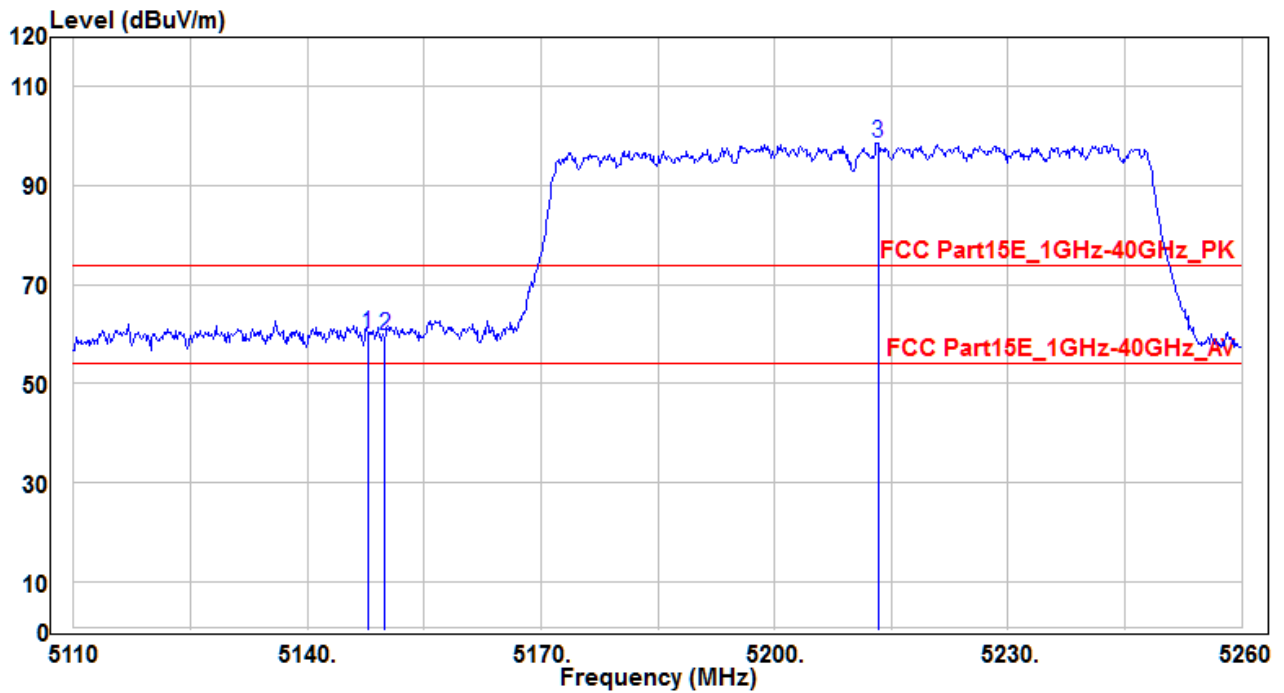


No	Frequency (MHz)	Reading (dBuV)	C.F (dB)	Measurement (dBuV/m)	Margin (dB)	Limit (dBuV)	Height (cm)	Angle (deg)	Remark (QP/PK/AV)	
1	*	5146.15	45.58	4.17	49.75	-4.25	54	216	-30	Average
2		5150	42.73	4.18	46.91	-7.09	54	216	-30	Average
3		5210.05	76.84	3.97	80.81	26.81	54	216	-30	Average

Note :

1. " * " means the worst value in this measurement data °
2. C.F (Correction Factor) = Antenna Factor (dB)+ Cable Loss (dB) – Preamplifier(dB) °
3. Measurement (dBuV/m) = Reading(dBuV) + C.F (Correction Factor) °

EUT	VA50EC	Test Date	2017/04/07
Factor	BBHA 9120D (1GHz~18GHz)	Temp. / Humidity	21°C / 57%
Polarity	Vertical	Site / Engineer	AC1 / Kevin
Test Mode	MODE4-CH42_Ant 1+2	Test Voltage	AC 120V/60Hz

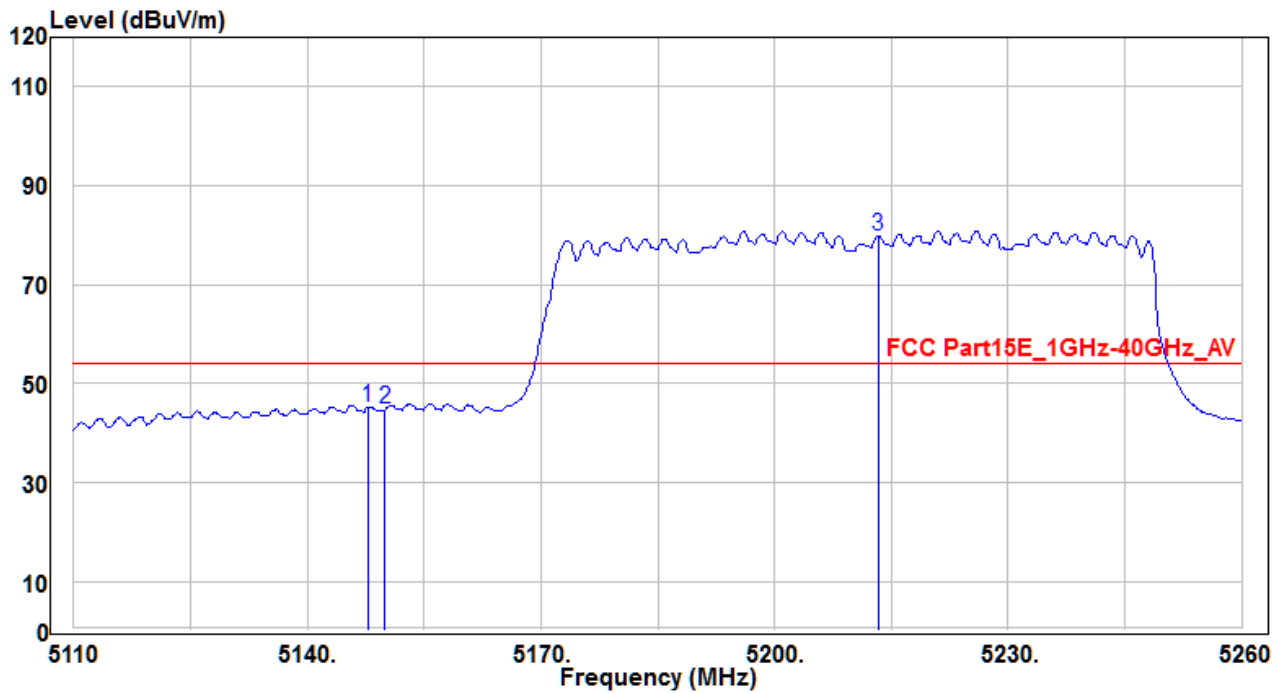


No	Frequency (MHz)	Reading (dBuV)	C.F (dB)	Measurement (dBuV/m)	Margin (dB)	Limit (dBuV)	Height (cm)	Angle (deg)	Remark (QP/PK/AV)	
1	*	5147.8	55.69	4.17	59.86	-14.14	74	175	360	Peak
2		5150	55.6	4.18	59.78	-14.22	74	175	360	Peak
3		5213.35	94.64	3.96	98.6	24.6	74	175	360	Peak

Note :

- "*" means the worst value in this measurement data °
- C.F (Correction Factor) = Antenna Factor (dB)+ Cable Loss (dB) – Preamplifier(dB) °
- Measurement (dBuV/m) = Reading(dBuV) + C.F (Correction Factor) °

EUT	VA50EC	Test Date	2017/04/07
Factor	BBHA 9120D (1GHz~18GHz)	Temp. / Humidity	21°C / 57%
Polarity	Vertical	Site / Engineer	AC1 / Kevin
Test Mode	MODE4-CH42_Ant 1+2	Test Voltage	AC 120V/60Hz

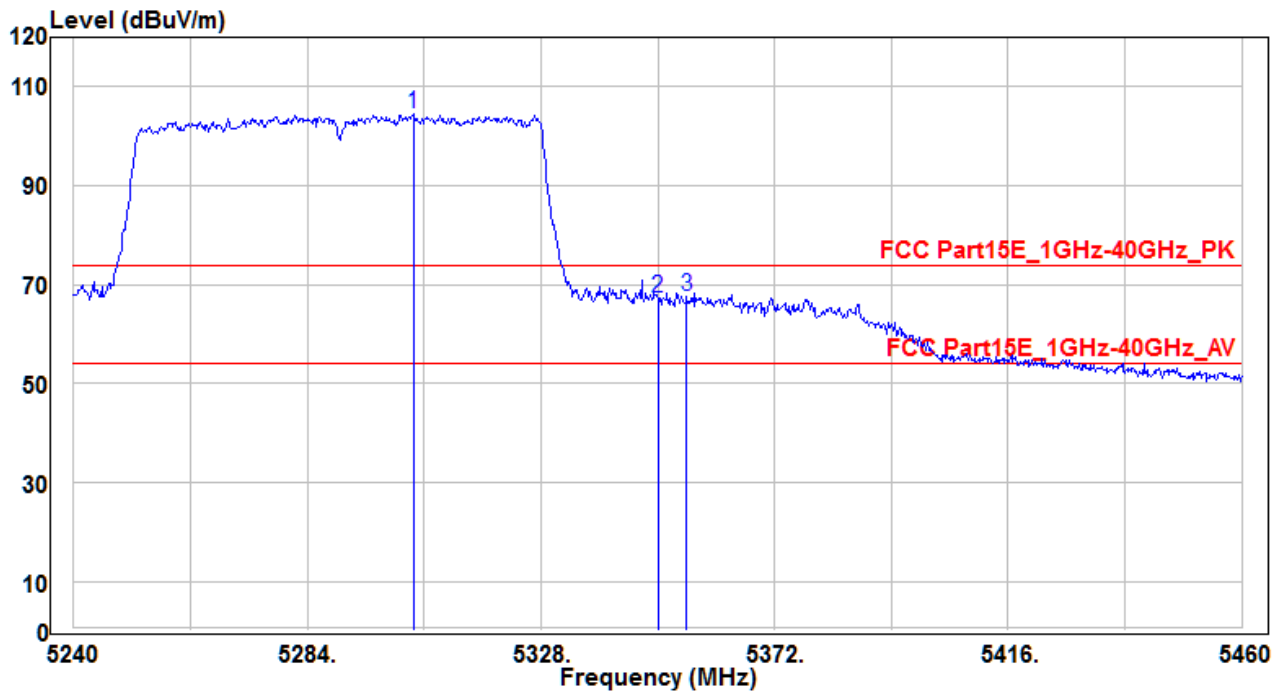


No	Frequency (MHz)	Reading (dBuV)	C.F (dB)	Measurement (dBuV/m)	Margin (dB)	Limit (dBuV)	Height (cm)	Angle (deg)	Remark (QP/PK/AV)	
1	*	5147.8	41.07	4.17	45.24	-8.76	54	175	360	Average
2		5150	40.55	4.18	44.73	-9.27	54	175	360	Average
3		5213.35	75.87	3.96	79.83	25.83	54	175	360	Average

Note :

- "*" means the worst value in this measurement data °
- C.F (Correction Factor) = Antenna Factor (dB)+ Cable Loss (dB) – Preamplifier(dB) °
- Measurement (dBuV/m) = Reading(dBuV) + C.F (Correction Factor) °

EUT	VA50EC	Test Date	2017/04/07
Factor	BBHA 9120D (1GHz~18GHz)	Temp. / Humidity	21°C / 57%
Polarity	Horizontal	Site / Engineer	AC1 / Kevin
Test Mode	MODE4-CH58_Ant 1+2	Test Voltage	AC 120V/60Hz

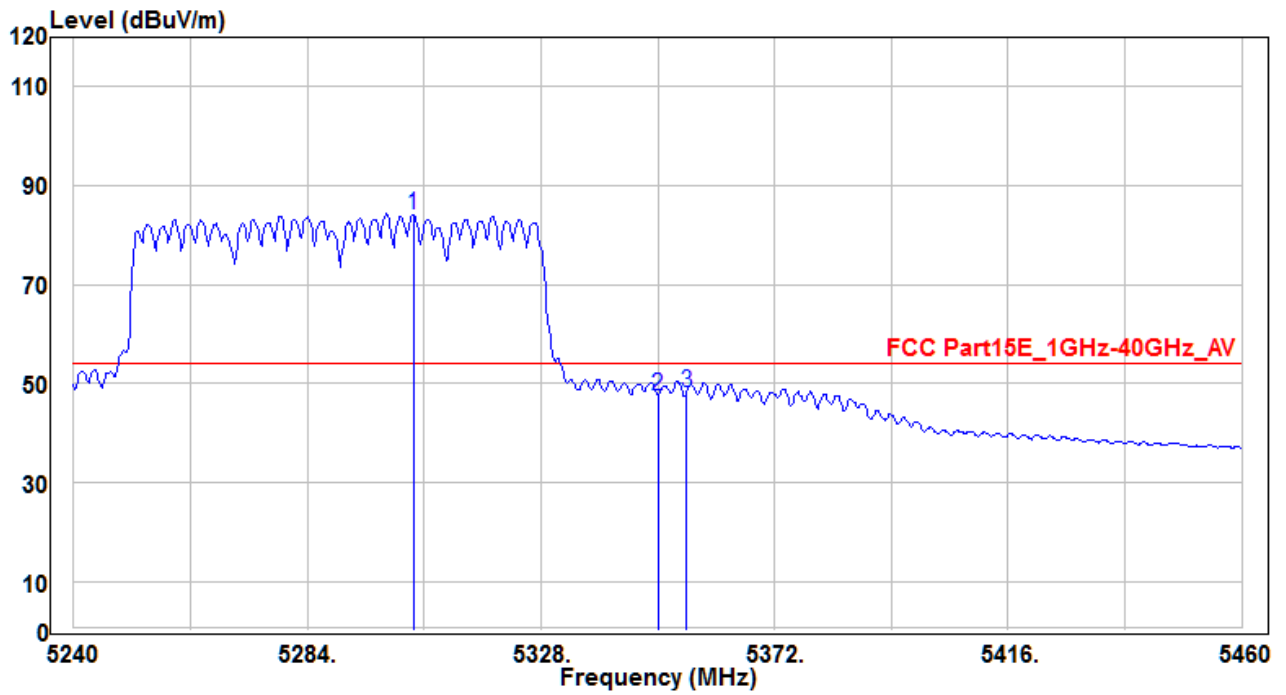


No	Frequency (MHz)	Reading (dBuV)	C.F (dB)	Measurement (dBuV/m)	Margin (dB)	Limit (dBuV)	Height (cm)	Angle (deg)	Remark (QP/PK/AV)
1	5304.02	100.81	3.83	104.64	30.64	74	200	340	Peak
2	5350	63.21	3.9	67.11	-6.89	74	200	340	Peak
3	* 5355.5	63.79	3.92	67.71	-6.29	74	200	340	Peak

Note :

- "*" means the worst value in this measurement data °
- C.F (Correction Factor) = Antenna Factor (dB)+ Cable Loss (dB) – Preamplifier(dB) °
- Measurement (dBuV/m) = Reading(dBuV) + C.F (Correction Factor) °

EUT	VA50EC	Test Date	2017/04/07
Factor	BBHA 9120D (1GHz~18GHz)	Temp. / Humidity	21°C / 57%
Polarity	Horizontal	Site / Engineer	AC1 / Kevin
Test Mode	MODE4-CH58_Ant 1+2	Test Voltage	AC 120V/60Hz

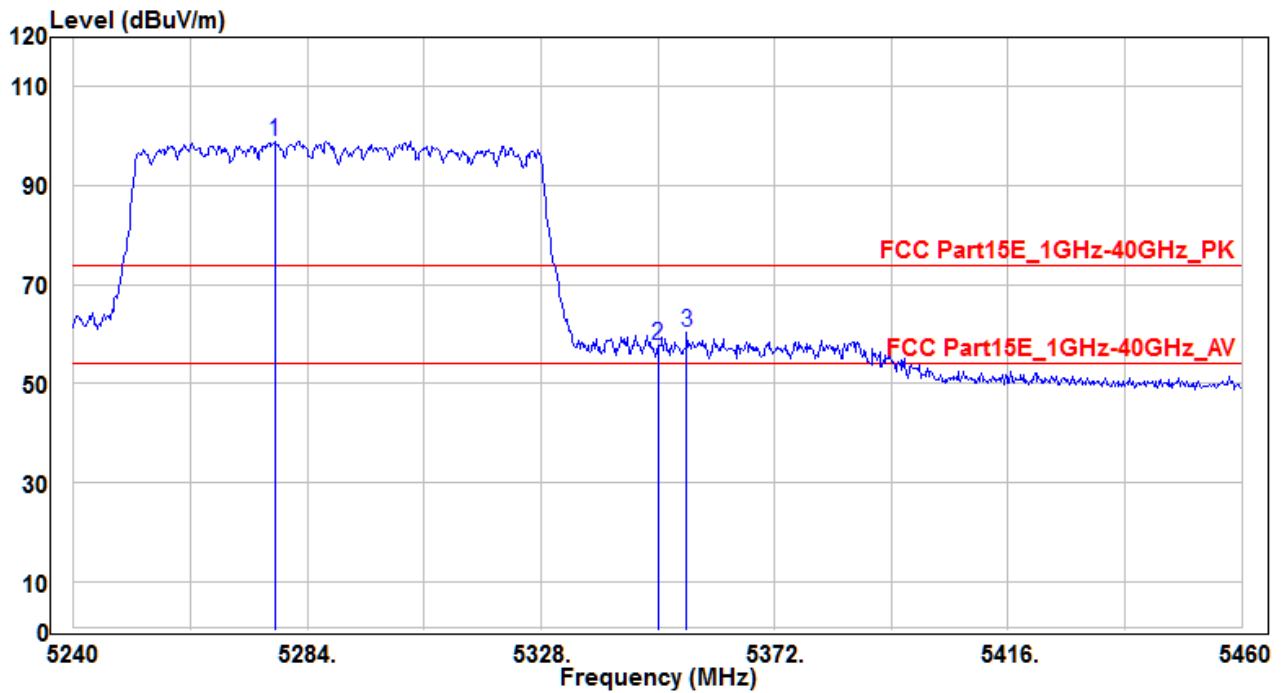


No	Frequency (MHz)	Reading (dBuV)	C.F (dB)	Measurement (dBuV/m)	Margin (dB)	Limit (dBuV)	Height (cm)	Angle (deg)	Remark (QP/PK/AV)
1	*	80.18	3.83	84.01	30.01	54	200	340	Average
2		43.49	3.9	47.39	-6.61	54	200	340	Average
3		44.23	3.92	48.15	-5.85	54	200	340	Average

Note :

1. " * " means the worst value in this measurement data °
2. C.F (Correction Factor) = Antenna Factor (dB)+ Cable Loss (dB) – Preamplifier(dB) °
3. Measurement (dBuV/m) = Reading(dBuV) + C.F (Correction Factor) °

EUT	VA50EC	Test Date	2017/04/07
Factor	BBHA 9120D (1GHz~18GHz)	Temp. / Humidity	21°C / 57%
Polarity	Vertical	Site / Engineer	AC1 / Kevin
Test Mode	MODE4-CH58_Ant 1+2	Test Voltage	AC 120V/60Hz

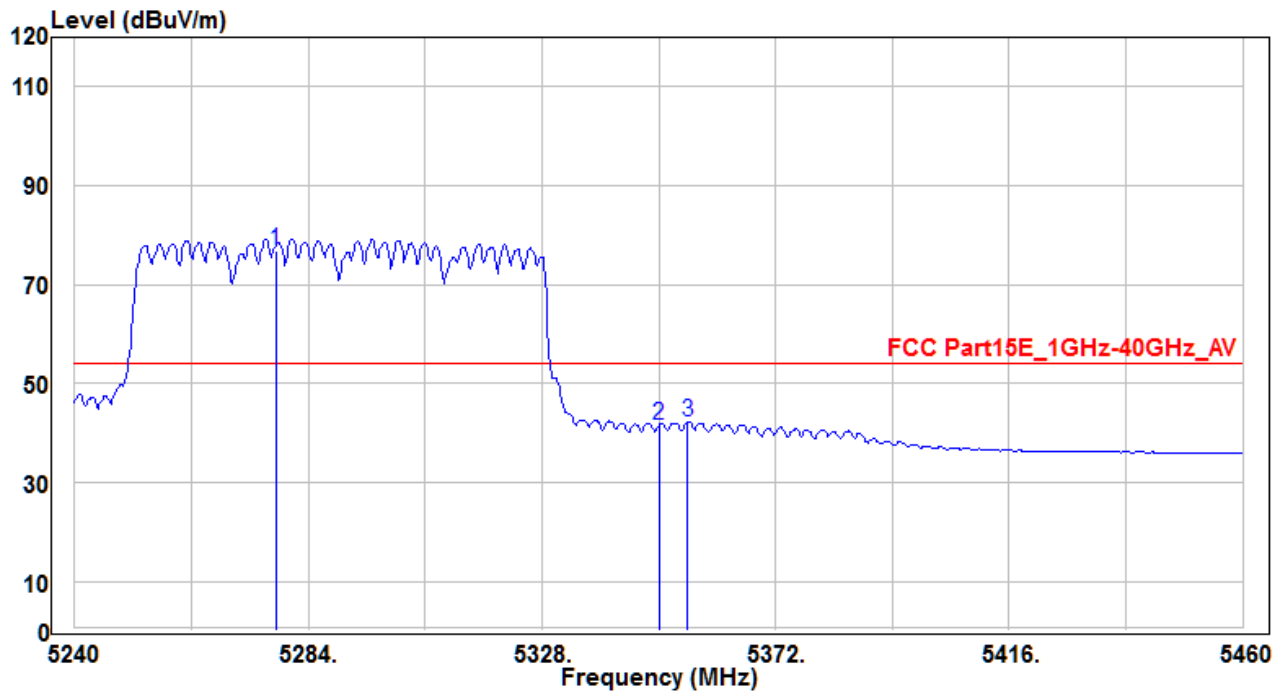


No	Frequency (MHz)	Reading (dBuV)	C.F (dB)	Measurement (dBuV/m)	Margin (dB)	Limit (dBuV)	Height (cm)	Angle (deg)	Remark (QP/PK/AV)
1	5277.84	95.09	3.83	98.92	24.92	74	160	0	Peak
2	5350	53.7	3.9	57.6	-16.4	74	160	0	Peak
3	* 5355.5	56.48	3.92	60.4	-13.6	74	160	0	Peak

Note :

- "*" means the worst value in this measurement data °
- C.F (Correction Factor) = Antenna Factor (dB)+ Cable Loss (dB) – Preamplifier(dB) °
- Measurement (dBuV/m) = Reading(dBuV) + C.F (Correction Factor) °

EUT	VA50EC	Test Date	2017/04/07
Factor	BBHA 9120D (1GHz~18GHz)	Temp. / Humidity	21°C / 57%
Polarity	Vertical	Site / Engineer	AC1 / Kevin
Test Mode	MODE4-CH58_Ant 1+2	Test Voltage	AC 120V/60Hz

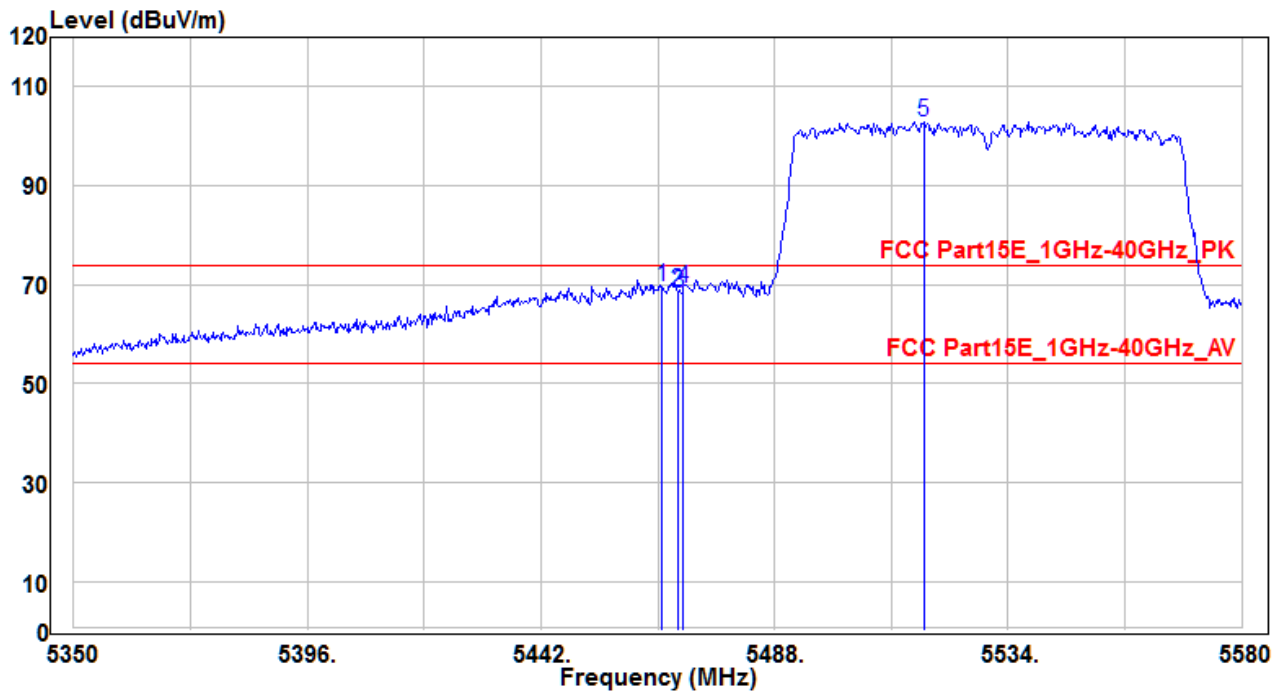


No	Frequency (MHz)	Reading (dBuV)	C.F (dB)	Measurement (dBuV/m)	Margin (dB)	Limit (dBuV)	Height (cm)	Angle (deg)	Remark (QP/PK/AV)
1	5277.84	73.07	3.83	76.9	22.9	54	160	0	Average
2	5350	37.8	3.9	41.7	-12.3	54	160	0	Average
3	* 5355.5	38.3	3.92	42.22	-11.78	54	160	0	Average

Note :

- "*" means the worst value in this measurement data °
- C.F (Correction Factor) = Antenna Factor (dB)+ Cable Loss (dB) – Preamplifier(dB) °
- Measurement (dBuV/m) = Reading(dBuV) + C.F (Correction Factor) °

EUT	VA50EC	Test Date	2017/04/07
Factor	BBHA 9120D (1GHz~18GHz)	Temp. / Humidity	21°C / 57%
Polarity	Horizontal	Site / Engineer	AC1 / Kevin
Test Mode	MODE4-CH106_Ant 1+2	Test Voltage	AC 120V/60Hz

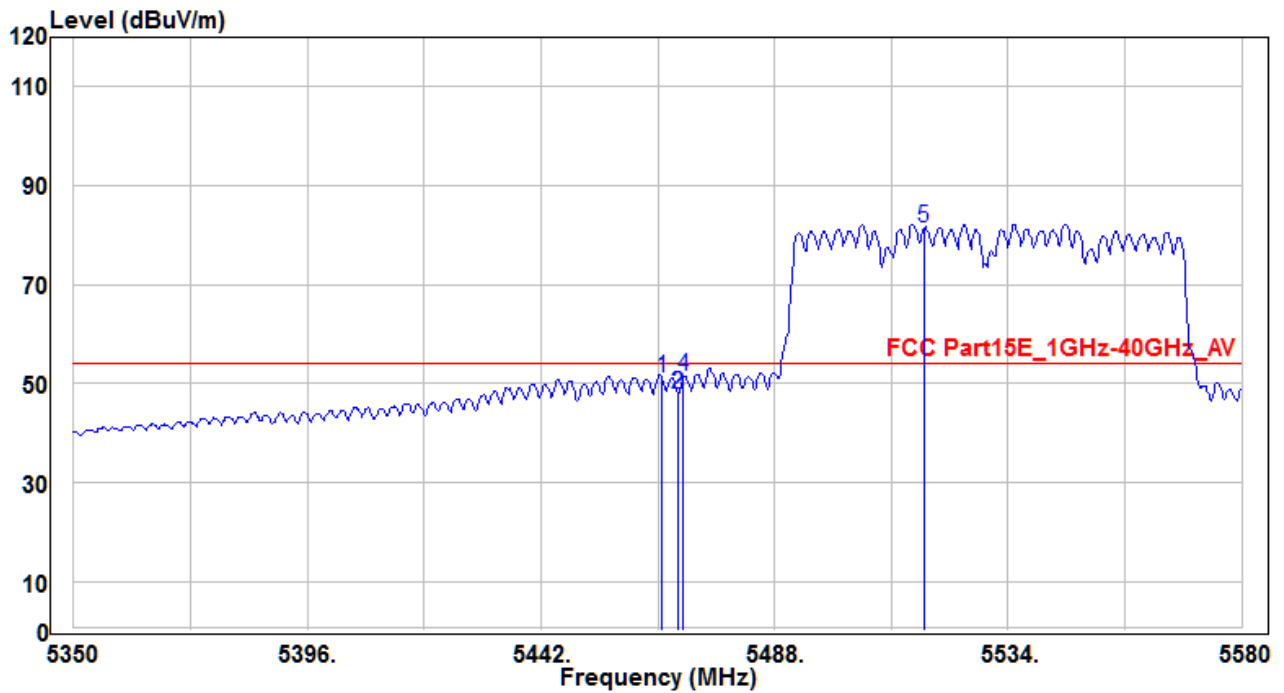


No	Frequency (MHz)	Reading (dBuV)	C.F (dB)	Measurement (dBuV/m)	Margin (dB)	Limit (dBuV)	Height (cm)	Angle (deg)	Remark (QP/PK/AV)
1	* 5465.92	65.35	4.2	69.55	-4.45	74	200	360	Peak
2	5468.91	64.22	4.2	68.42	-5.58	74	200	360	Peak
3	5469	64.15	4.2	68.35	-5.65	74	200	360	Peak
4	5470	64.91	4.2	69.11	-4.89	74	200	360	Peak
5	5517.44	98.57	4.32	102.89	28.89	74	200	360	Peak

Note :

- "*" means the worst value in this measurement data °
- C.F (Correction Factor) = Antenna Factor (dB)+ Cable Loss (dB) – Preamplifier(dB) °
- Measurement (dBuV/m) = Reading(dBuV) + C.F (Correction Factor) °

EUT	VA50EC	Test Date	2017/04/07
Factor	BBHA 9120D (1GHz~18GHz)	Temp. / Humidity	21°C / 57%
Polarity	Horizontal	Site / Engineer	AC1 / Kevin
Test Mode	MODE4-CH106_Ant 1+2	Test Voltage	AC 120V/60Hz

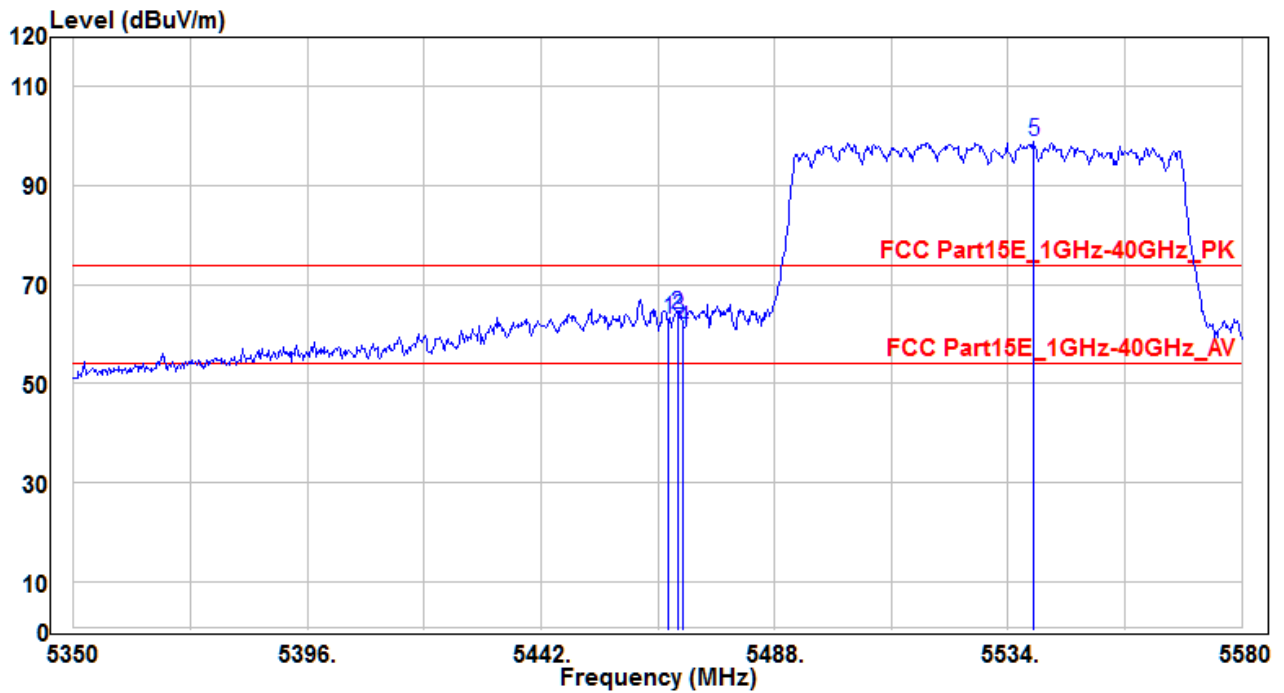


No	Frequency (MHz)	Reading (dBuV)	C.F (dB)	Measurement (dBuV/m)	Margin (dB)	Limit (dBuV)	Height (cm)	Angle (deg)	Remark (QP/PK/AV)
1	5465.92	47.01	4.2	51.21	-2.79	54	200	360	Average
2	5468.91	43.65	4.2	47.85	-6.15	54	200	360	Average
3	5469	43.65	4.2	47.85	-6.15	54	200	360	Average
4	* 5470	47.23	4.2	51.43	-2.57	54	200	360	Average
5	5517.44	77.16	4.32	81.48	27.48	54	200	360	Average

Note :

1. " * " means the worst value in this measurement data °
2. C.F (Correction Factor) = Antenna Factor (dB)+ Cable Loss (dB) – Preamplifier(dB) °
3. Measurement (dBuV/m) = Reading(dBuV) + C.F (Correction Factor) °

EUT	VA50EC	Test Date	2017/04/07
Factor	BBHA 9120D (1GHz~18GHz)	Temp. / Humidity	21°C / 57%
Polarity	Vertical	Site / Engineer	AC1 / Kevin
Test Mode	MODE4-CH106_Ant 1+2	Test Voltage	AC 120V/60Hz

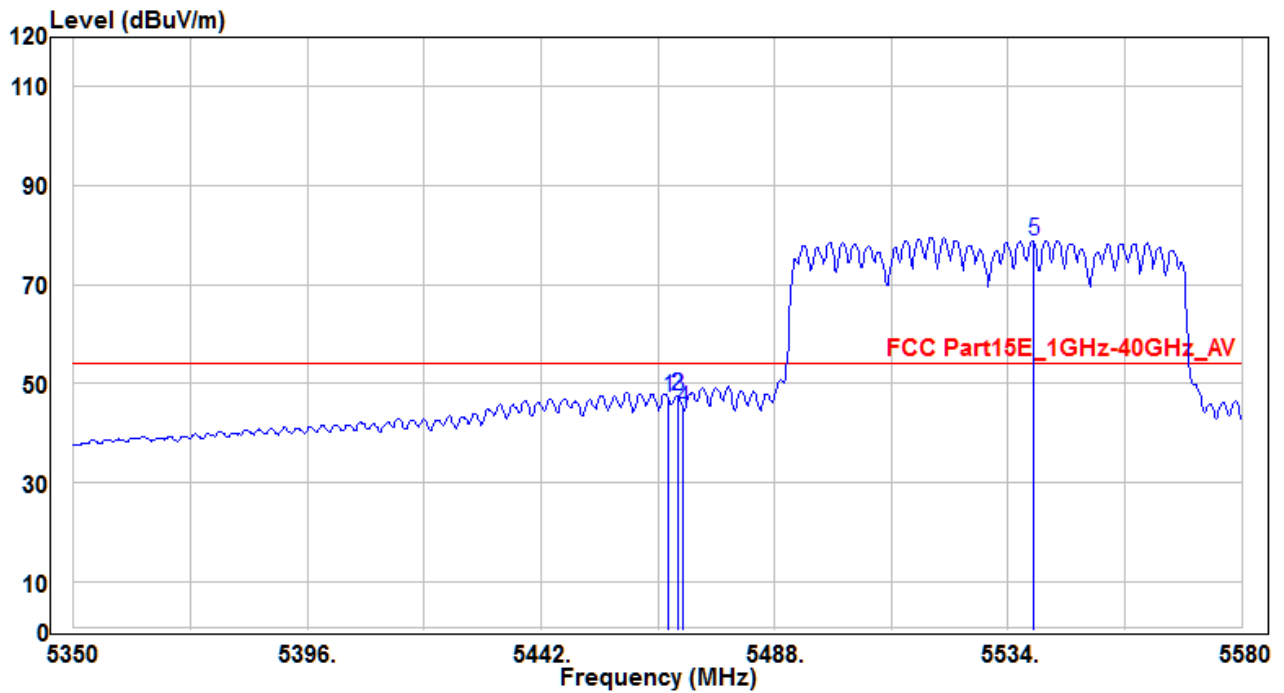


No	Frequency (MHz)	Reading (dBuV)	C.F (dB)	Measurement (dBuV/m)	Margin (dB)	Limit (dBuV)	Height (cm)	Angle (deg)	Remark (QP/PK/AV)
1	5467.07	58.75	4.2	62.95	-11.05	74	180	380	Peak
2	* 5468.91	59.78	4.2	63.98	-10.02	74	180	380	Peak
3	5469	59.08	4.2	63.28	-10.72	74	180	380	Peak
4	5470	56.83	4.2	61.03	-12.97	74	180	380	Peak
5	5539.06	94.54	4.39	98.93	24.93	74	180	380	Peak

Note :

1. " * " means the worst value in this measurement data °
2. C.F (Correction Factor) = Antenna Factor (dB)+ Cable Loss (dB) – Preamplifier(dB) °
3. Measurement (dBuV/m) = Reading(dBuV) + C.F (Correction Factor) °

EUT	VA50EC	Test Date	2017/04/07
Factor	BBHA 9120D (1GHz~18GHz)	Temp. / Humidity	21°C / 57%
Polarity	Vertical	Site / Engineer	AC1 / Kevin
Test Mode	MODE4-CH106_Ant 1+2	Test Voltage	AC 120V/60Hz

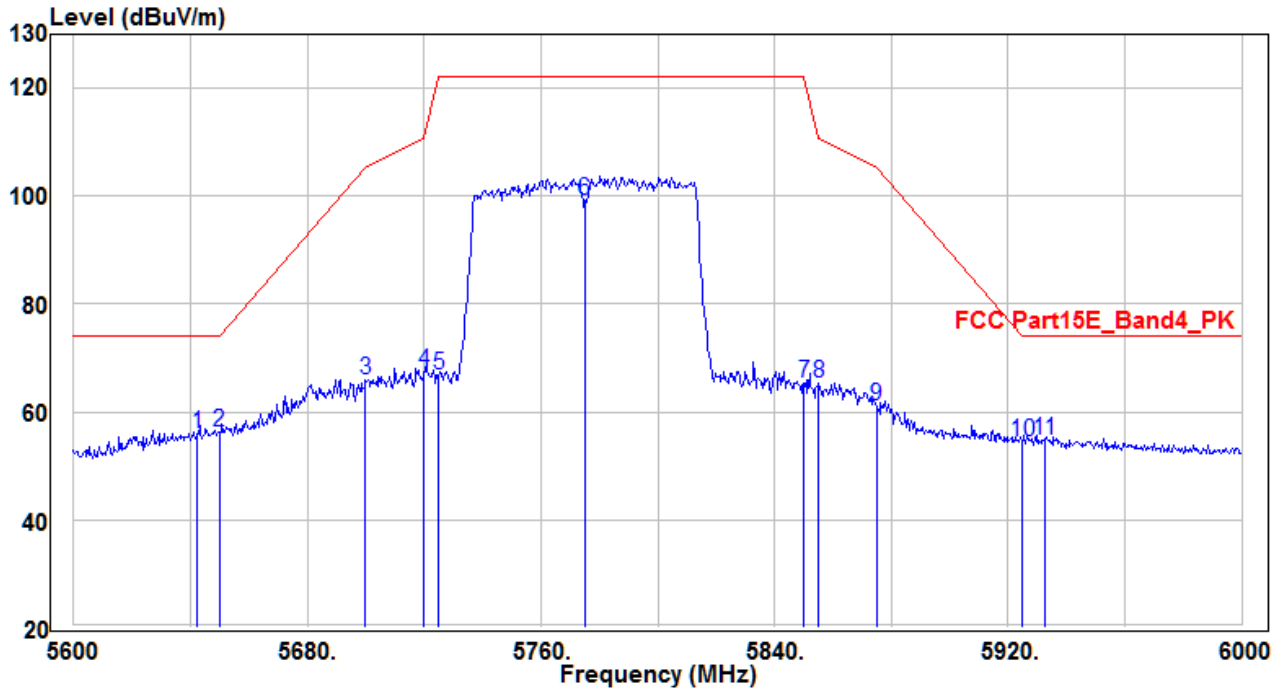


No	Frequency (MHz)	Reading (dBuV)	C.F (dB)	Measurement (dBuV/m)	Margin (dB)	Limit (dBuV)	Height (cm)	Angle (deg)	Remark (QP/PK/AV)
1	5467.07	42.81	4.2	47.01	-6.99	54	180	380	Average
2	5468.91	43.24	4.2	47.44	-6.56	54	180	380	Average
3	* 5469	43.24	4.2	47.44	-6.56	54	180	380	Average
4	5470	40.55	4.2	44.75	-9.25	54	180	380	Average
5	5539.06	74.4	4.39	78.79	24.79	54	180	380	Average

Note :

- " * " means the worst value in this measurement data °
- C.F (Correction Factor) = Antenna Factor (dB)+ Cable Loss (dB) – Preamplifier(dB) °
- Measurement (dBuV/m) = Reading(dBuV) + C.F (Correction Factor) °

EUT	VA50EC	Test Date	2017/04/07
Factor	BBHA 9120D (1GHz~18GHz)	Temp. / Humidity	21°C / 57%
Polarity	Horizontal	Site / Engineer	AC1 / Kevin
Test Mode	MODE4-CH155_Ant 1+2	Test Voltage	AC 120V/60Hz

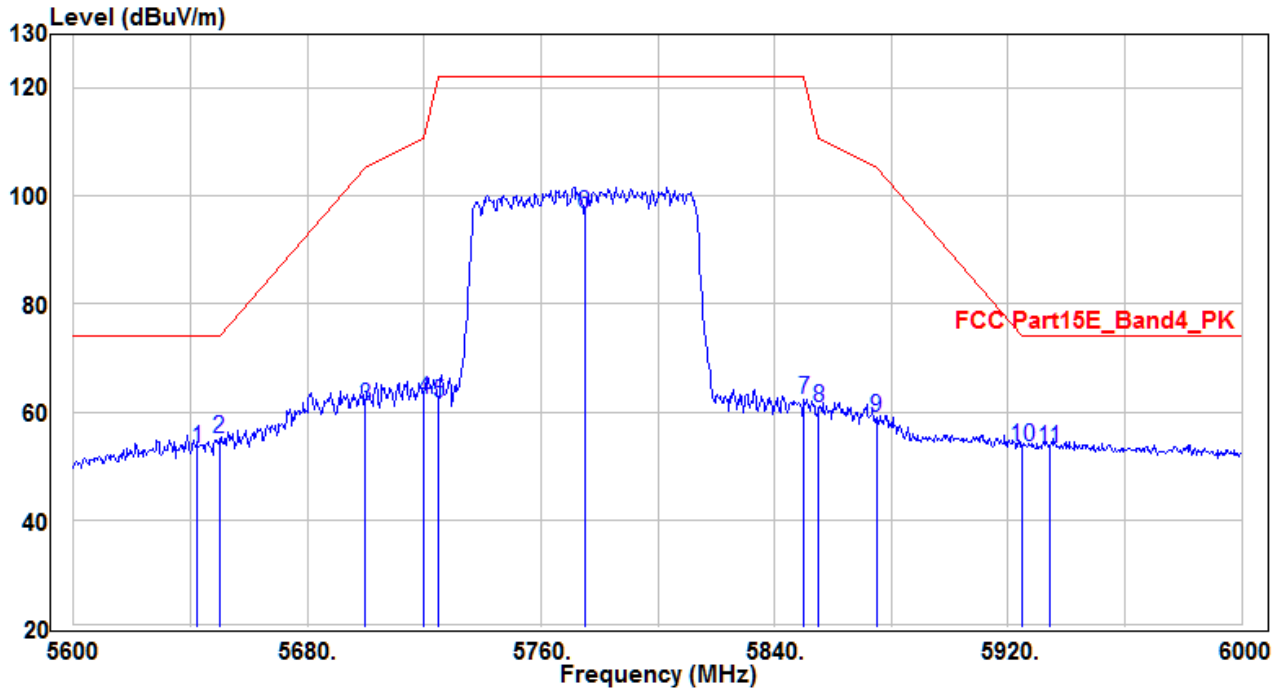


No	Frequency (MHz)	Reading (dBuV)	C.F (dB)	Measurement (dBuV/m)	Margin (dB)	Limit (dBuV)	Height (cm)	Angle (deg)	Remark (QP/PK/AV)
1	5642.4	51.39	4.64	56.03	-17.97	74	155	-10	Peak
2	* 5650	51.54	4.67	56.21	-17.79	74	155	-10	Peak
3	5700	61.1	4.87	65.97	-39.23	105.2	155	-10	Peak
4	5720	62.39	5	67.39	-43.41	110.8	155	-10	Peak
5	5725	61.76	5.03	66.79	-55.41	122.2	155	-10	Peak
6	5775	93.8	5.31	99.11	-23.09	122.2	155	-10	Peak
7	5850	59.65	5.73	65.38	-56.82	122.2	155	-10	Peak
8	5855	59.61	5.76	65.37	-45.43	110.8	155	-10	Peak
9	5875	55.18	5.83	61.01	-44.19	105.2	155	-10	Peak
10	5925	48.47	5.96	54.43	-19.57	74	155	-10	Peak
11	5932.4	48.81	5.99	54.8	-19.2	74	155	-10	Peak

Note :

1. " * " means the worst value in this measurement data .
2. C.F (Correction Factor) = Antenna Factor (dB)+ Cable Loss (dB) – Preamplifier(dB) .
3. Measurement (dBuV/m) = Reading(dBuV) + C.F (Correction Factor) .

EUT	VA50EC	Test Date	2017/04/07
Factor	BBHA 9120D (1GHz~18GHz)	Temp. / Humidity	21°C / 57%
Polarity	Vertical	Site / Engineer	AC1 / Kevin
Test Mode	MODE4-CH155_Ant 1+2	Test Voltage	AC 120V/60Hz



No	Frequency (MHz)	Reading (dBuV)	C.F (dB)	Measurement (dBuV/m)	Margin (dB)	Limit (dBuV)	Height (cm)	Angle (deg)	Remark (QP/PK/AV)
1	5642.4	48.54	4.64	53.18	-20.82	74	180	380	Peak
2	* 5650	50.49	4.67	55.16	-18.84	74	180	380	Peak
3	5700	56.15	4.87	61.02	-44.18	105.2	180	380	Peak
4	5720	57.21	5	62.21	-48.59	110.8	180	380	Peak
5	5725	56.67	5.03	61.7	-60.5	122.2	180	380	Peak
6	5775	91.46	5.31	96.77	-25.43	122.2	180	380	Peak
7	5850	56.68	5.73	62.41	-59.79	122.2	180	380	Peak
8	5855	55.01	5.76	60.77	-50.03	110.8	180	380	Peak
9	5875	53.2	5.83	59.03	-46.17	105.2	180	380	Peak
10	5925	47.49	5.96	53.45	-20.55	74	180	380	Peak
11	5934	47.39	5.99	53.38	-20.62	74	180	380	Peak

Note :

1. " * " means the worst value in this measurement data ◦
2. C.F (Correction Factor) = Antenna Factor (dB)+ Cable Loss (dB) – Preamplifier(dB) ◦
3. Measurement (dBuV/m) = Reading(dBuV) + C.F (Correction Factor) ◦

7.10. AC Conducted Emissions Measurement

7.10.1. Test Limit

FCC Part 15.207 Limits		
Frequency (MHz)	QP (dB μ V)	AV (dB μ V)
0.15 ~ 0.50	66 ~ 56	56 ~ 46
0.50 ~ 5.0	56	46
5.0 ~ 30	60	50

Note 1: The lower limit shall apply at the transition frequencies.

Note 2: The limit decreases linearly with the logarithm of the frequency in the range 0.15MHz to 0.5MHz.

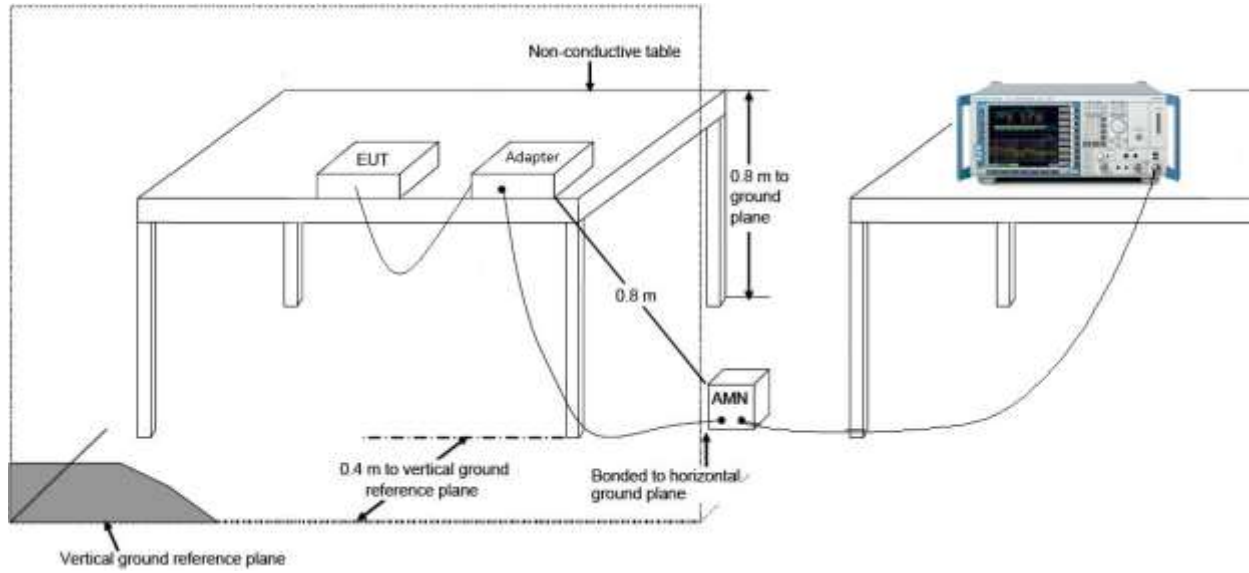
7.10.2. Test Procedure

The EUT was setup according to ANSI C63.4, 2009 and tested according to KDB 789033 for compliance to FCC 47CFR 15.247 requirements. The EUT was placed on a platform of nominal size, 1 m by 1.5 m, raised 80 cm above the conducting ground plane. The vertical conducting plane was located 40 cm to the rear of the EUT. All other surfaces of EUT were at least 80 cm from any other grounded conducting surface. The EUT and simulators are connected to the main power through a line impedance stabilization network (LISN). The LISN provides a 50 ohm /50uH coupling impedance for the measuring equipment. The peripheral devices are also connected to the main power through a LISN. (Please refer to the block diagram of the test setup and photographs) Each current-carrying conductor of the EUT power cord, except the ground (safety) conductor, was individually connected through a LISN to the input power source.

The excess length of the power cord between the EUT and the LISN receptacle were folded back and forth at the center of the lead to form a bundle not exceeding 40 cm in length.

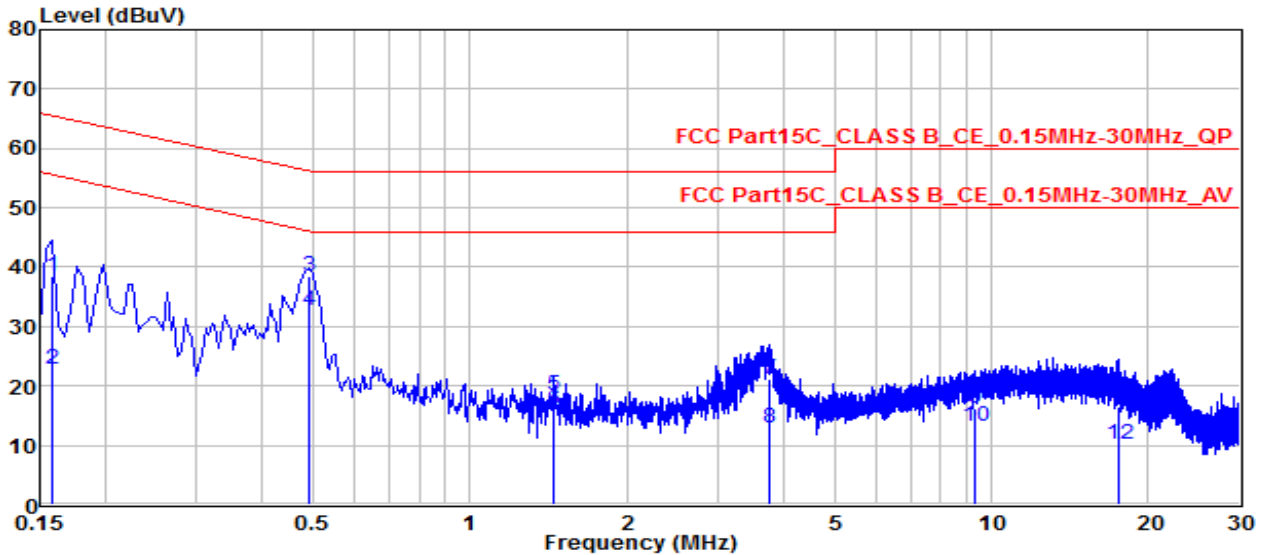
Conducted emissions were investigated over the frequency range from 0.15MHz to 30MHz using a receiver bandwidth of 9 kHz.

7.10.3. Test Setup



7.10.4. Test Result

EUT	VA50EC	Test Date	2017/03/24
Factor	CE_ENV216-L1 (Filter ON)	Temp. / Humidity	24°C / 55%
Polarity	Line1	Site / Engineer	SR2 / Kevin
Test Mode	MODE1	Test Voltage	AC120V/60Hz

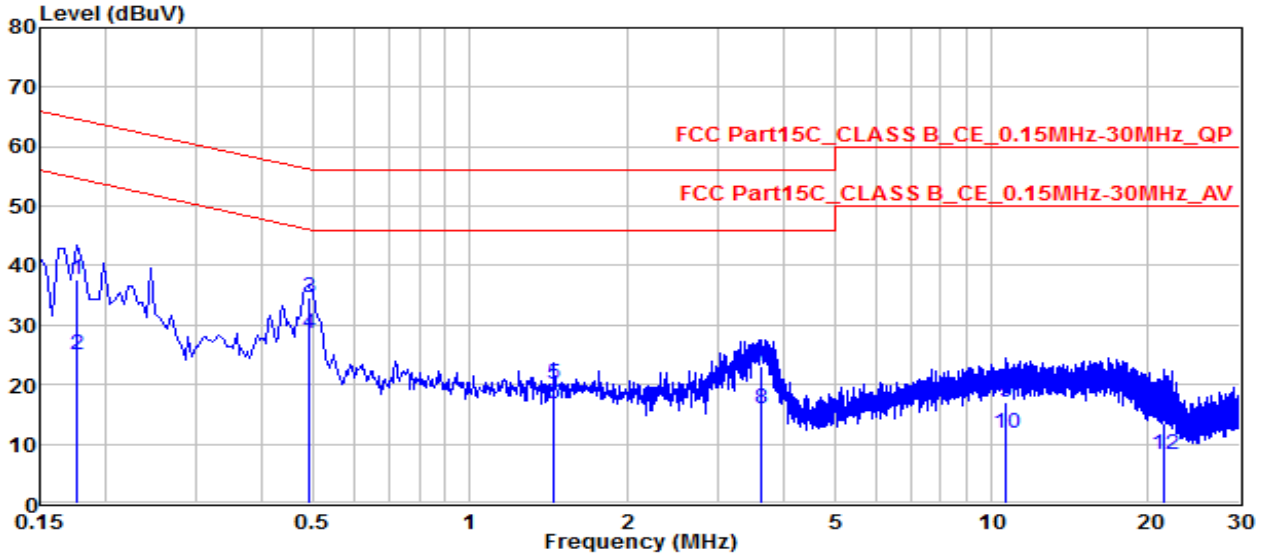


No	Frequency (MHz)	Reading (dBuV)	C.F (dB)	Measurement (dBuV)	Margin (dB)	Limit (dBuV)	Remark (QP/PK/AV)
1	0.159	28.49	10.03	38.52	-27	65.52	QP
2	0.159	12.7	10.03	22.73	-32.79	55.52	Average
3	* 0.49197	28.44	10.09	38.53	-17.6	56.13	QP
4	* 0.49197	22.59	10.09	32.68	-13.45	46.13	Average
5	1.455	8.44	9.88	18.32	-37.68	56	QP
6	1.455	6	9.88	15.88	-30.12	46	Average
7	3.772	11.31	9.8	21.11	-34.89	56	QP
8	3.772	3.24	9.8	13.04	-32.96	46	Average
9	9.334	6.41	9.82	16.23	-43.77	60	QP
10	9.334	3.44	9.82	13.26	-36.74	50	Average
11	17.523	6.5	9.99	16.49	-43.51	60	QP
12	17.523	0.13	9.99	10.12	-39.88	50	Average

Note :

- " * " means the worst value in this measurement data .
- C.F (Correction Factor) = Factor (dB)+ Cable Loss (dB) .
- Measurement (dBuV) = Reading(dBuV)+ C.F (Correction Factor) .
- Other mode was also verified. The test results shown represent the worst case emissions .

EUT	VA50EC	Test Date	2017/03/24
Factor	CE_ENV216-N (Filter ON)	Temp. / Humidity	24°C / 55%
Polarity	Neutral	Site / Engineer	SR2 / Kevin
Test Mode	MODE1	Test Voltage	AC120V/60Hz



No	Frequency (MHz)	Reading (dBuV)	C.F (dB)	Measurement (dBuV)	Margin (dB)	Limit (dBuV)	Remark (QP/PK/AV)
1	0.177	27.49	10.11	37.6	-27.03	64.63	QP
2	0.177	14.93	10.11	25.04	-29.59	54.63	Average
3	* 0.49197	24.6	10.12	34.72	-21.41	56.13	QP
4	* 0.49197	18.38	10.12	28.5	-17.63	46.13	Average
5	1.455	10.21	9.87	20.08	-35.92	56	QP
6	1.455	6.91	9.87	16.78	-29.22	46	Average
7	3.619	13.35	9.82	23.17	-32.83	56	QP
8	3.619	6.05	9.82	15.87	-30.13	46	Average
9	10.679	7.19	9.88	17.07	-42.93	60	QP
10	10.679	2.04	9.88	11.92	-38.08	50	Average
11	21.415	3.28	10.08	13.36	-46.64	60	QP
12	21.415	-1.85	10.08	8.23	-41.77	50	Average

Note :

- " * " means the worst value in this measurement data .
- C.F (Correction Factor) = Factor (dB)+ Cable Loss (dB) .
- Measurement (dBuV) = Reading(dBuV)+ C.F (Correction Factor) .
- Other channel was also verified. The test results shown represent the worst case emissions .

8. CONCLUSION

The data collected relate only the item(s) tested and show that the **VA50EC FCC ID: 2ALS8VA50EC**, **Model Number: AP6356SDPR** is in compliance with Part 15E of the FCC Rules & IC Rules.