



HIGHKEY

BODYFRIEND
Massage Chair
HIGHKEY
User Manual



※ Product images or content descriptions may change without prior notice due to product improvements.
※ Product images and content descriptions are provided to enhance understanding about the product.
※ Color of the product images may differ from the model selected by the customer.

IMPORTANT SAFETY INSTRUCTIONS

Read all instructions before using this device.

⚠ DANGER – To reduce the risk of electric shock :

- 1) Always unplug this device from the electrical outlet immediately after using and before cleaning.

⚠ WARNING – To reduce the risk of burns, fire, electric shock, or injury to persons :

- 1) Device should never be left unattended when plugged in. Unplug from outlet when not in use, and before assembling or disassembling parts.
- 2) Do not operate under blanket or pillow. Excessive heating can occur and cause fire, electric shock, or injury to persons.
- 3) Close supervision is necessary when this device is used by, on, or near children or disabled persons. Keep children away from extended leg rest.
- 4) Use this device only for its intended use as described in this manual. Do not use attachments not recommended by the manufacturer.
- 5) Never operate this device if it has a damaged cord or plug, if it is not working properly, if it has been dropped or damaged, or dropped into water. Return the device to a service center for examination and repair.
- 6) Do not carry this device by supply cord or use cord as a handle.
- 7) Keep the cord away from heated surfaces.
- 8) Never operate the device with the air openings blocked. Keep the air openings free of lint, hair, and the like.
- 9) Never drop or insert any object into any opening.
- 10) Do not use outdoors.
- 11) Do not operate where aerosol (spray) products are being used.
- 12) To disconnect, turn all controls off, then remove plug from outlet.
- 13) Connect this device to a properly grounded outlet only. See Grounding Instructions.
- 14) Do not use device in close proximity to loose clothing or jewelry.
- 15) Keep long hair away from device while in use.

* SAVE THESE INSTRUCTIONS

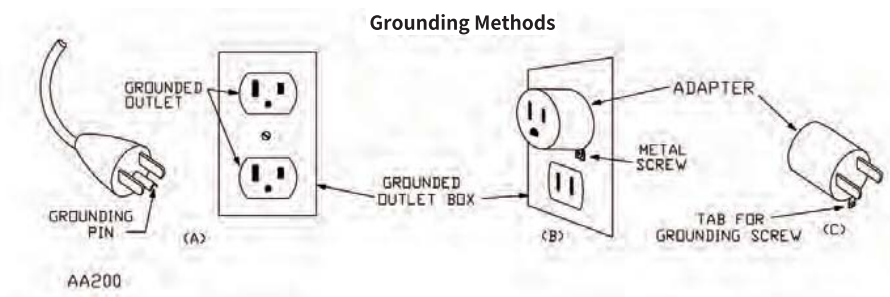
GROUNDING INSTRUCTIONS

This product must be grounded. If it should malfunction or breakdown, grounding provides a path of least resistance for electric current to reduce the risk of electric shock. This product is equipped with a cord having an equipment-grounding conductor and a grounding plug. The plug must be plugged into an appropriate outlet that is properly installed and grounded in accordance with all local codes and ordinances.

⚠ DANGER

Improper connection of the equipment-grounding conductor can result in a risk of electric shock. Check with a qualified electrician or service representative if you are in doubt as to whether the product is properly grounded. Do not modify the plug provided with the product – if it will not fit the outlet, have a proper outlet installed by a qualified electrician.

This product is for use on a nominal 120-V circuit and has a grounding plug that looks like the plug illustrated in sketch A below. Make sure that the product is connected to an outlet having the same configuration as the plug. No adapter should be used with this product.



Earthing

This massage chair is a Level One electrical appliance. Make sure to use a three-core power supply socket and to guarantee the ground wire connected to the power supply socket has obtained good ground connection to avoid leakage, electric shock, or other negative effects during use.

※ This product is designed for residential use. Commercial use will void warranty.

Introduction

Thank you for purchasing BODYFRIEND HIGHKEY Massage Chair. To make the best use of your new product and for your own safety, please carefully read through the safety precautions and operation instructions before using.

We kindly ask users to understand that there may be slight differences in image and content descriptions presented throughout this manual due to product quality improvements. Thank you.

Product Features



XD Massage



Brain Massage



Upper/Lower Stretching Growth Massage



12 Auto Massage Modes



Ergonomic Frame



Neck/Shoulder Massage



Knee Heating



Knee Massage




Auto Leg Adjust



3-Layer Air Cushion



Zero Gravity



Languages



Auto Body Scanning



Foot Rollers



Zero Wall

Zero Gravity

Distributing gravitational pressure at specific recline angle, providing optimal massage experience.

Ergonomic Frame

SL Frame best supports the body and massages the entire length of the body from the head down to the buttocks by conforming to the contours of the body.

Zero Wall

Zero Wall feature automatically slides chair forward when the chair is reclined, saving the trouble of allocating extra space behind the chair.



CAUTION! Do not install massage chair under direct sunlight or where high temperature fluctuations can occur.



※ Product image or content descriptions may slightly differ due to product quality improvements.

Table of Contents

Before Use	Product Features	04
	Safety Precautions	06
	Important Safety Instructions	07
	Components and Descriptions	08
<hr/>		
Installation	Installation Information	09
<hr/>		
Controlle	Controller Button Descriptions	11
	Controller Function Descriptions	12
	Remote Control Function Descriptions	13
<hr/>		
Product Specifications	Product Specifications	15
<hr/>		
Troubleshooting	Troubleshooting	16
	Customer Support Guidelines	17
<hr/>		
Warranty	Warranty Information	19

Before Use: Safety Precautions

Before using, please carefully read the “Safety Precautions” section for proper installation and operation.

WARNING -



Please do not try to install or repair the massage chairs without the assistance of BODYFRIEND technicians.



BODYFRIEND is not responsible for replacement cost if the product is damaged or breaks due to self- troubleshooting.



CAUTION – Please do not install in a non-residential settings.



This product is for non-commercial, residential use only. Warranty is subject to cancellation if the product is used for commercial purposes.

Prohibited

To reduce injury and risk of fire:

- 01 Do not install in bathrooms or areas with high humidity levels. Could result in electric shock.
- 02 Avoid using in areas with excessive amounts of dust or areas prone to rust.
- 03 Do not operate this device in settings with temperatures exceeding 104°F.
- 04 Do not use outdoors.
- 05 Do not use near heaters or anything radiating heat.
- 06 Install and use only when properly grounded on flat surfaces.
- 07 Use in areas with ample space and good air circulation.
- 08 Do not use after disassembling parts. Can result in product malfunctions.
- 09 Do not use concurrently with other electronic or medical devices.
- 10 Do not use aerosol (spray) products.
- 11 Do not place heavy objects on top of this product.
- 12 Please take precautionary measures to ensure toddlers, pets, and small beings do not crawl under the body of the chair, legrest, and etc. to prevent any injuries or damage.
- 13 Do not allow more than one person to operate the machine at a time.
- 14 If the power cord or power plug becomes damaged in any way, disconnect from the main supply immediately and consult an authorized service engineer for repair or replacement.
- 15 Do not damage, excessively bend, pull, twist, or knot any device cords.
- 16 Do not stand on the legrest before, after, or while the device is sliding forward or back to its original resting position.

Important Safety Instructions

Users with the following are not advised to use this device or should consult a medical professional before using this device.

Do not use if

- 01** Suffering from thrombosis, embolism, a serious or an acute form of varicose veins, or a healthcare professional does not advise the use of this device.
- 02** Within the first trimester or the beginning of the third pregnancy trimester.
- 03** Suffering from acute organ diseases or chronic heart illnesses.
- 04** Probable to experience seizure, stroke, or have any sensory illnesses or disorders.
- 05** Diagnosed with peripheral neuropathy due to diabetes.
- 06** Suffering from osteomyelitis or have concerns regarding osteomyelitis.

Please consult a medical professional before using if

- 01** User is pregnant or has probability of experiencing negative side effects after using device.
- 02** User shows signs of inflammation and experiences higher than normal body temperatures.
- 03** User suffers from skin disease, malignant tumors, or any skin related illnesses.
- 04** User is experiencing muscle loss due to various reasons.
- 05** User is currently being treated by a doctor or needs stable environment conditions.
- 06** Suffering from cervical sprains, herniated cervical discs, or any form of acute whiplash.
- 07** Suffering from severe osteoporosis.
- 08** Using a pacemaker or any implantable medical device.
- 09** Experiencing difficulty expressing or moving parts of the body.
- 10** User is experiencing any other health concerns.

※ Health concerns may occur if the precautions listed above are not followed.

Heating Function Usage Reminders

- 01** Skin irritation might occur if device is used repeatedly without rest.
- 02** Do not let areas of the device that heat up come in direct contact with the skin.
- 03** Do not fall asleep with the heating function on.
- 04** Please supervise young children, seniors, and medical patients when they are using this device.

Side Effects

Be aware of the following side effects which may occur during use.

- 01** Minor bruising, abrasions, scrapes, and etc.
- 02** Soreness, tired muscles, and discomfort may occur due to overuse.
- 03** Skin diseases or burns.
- 04** Fractures, dislocated joints, and etc.

Important Safety Instructions

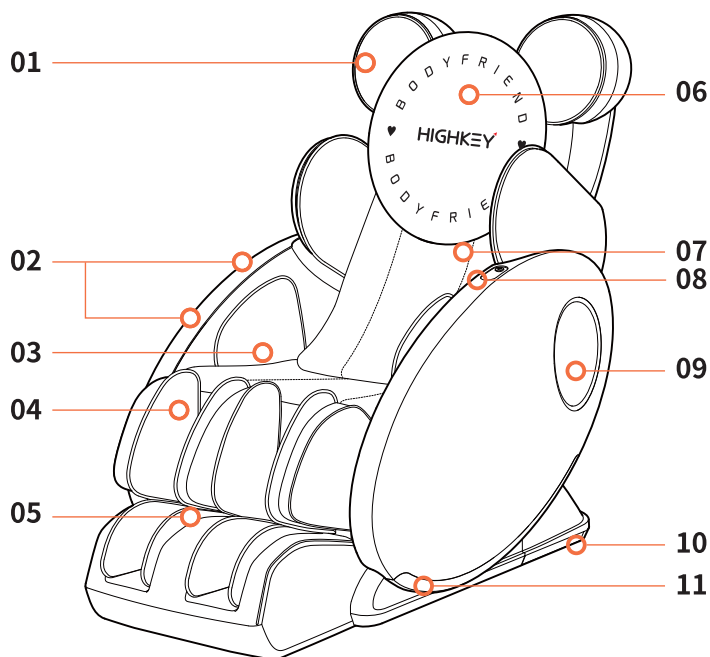
Before Use

- 01** Consult a doctor before using if suffering from a medical condition listed under the “not advised to use” section or if medical condition worsens after using device.
- 02** Refer to operation guide and review situations of negative side effects of using device.
- 03** Start massage at a low intensity and build up for safe operation practices.
- 04** Locate the “Pause” and “End” button in case of emergencies.
- 05** Check the time setting for each massage cycle.
- 06** Check for any damaged areas or tears in the cover where loose clothing, hair, or accessories may get caught and cause serious injury.
- 07** Do not connect or disconnect the power cord with wet hands.
- 08** Do not use the device if the body is still wet.
- 09** Check the power status of the device before using.

During Use

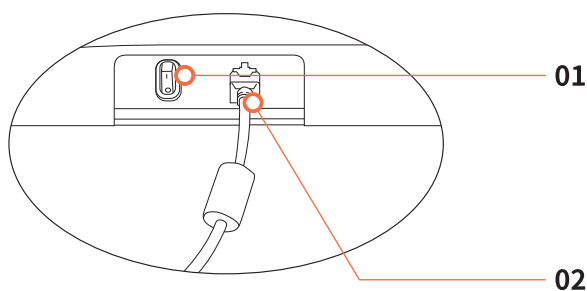
- 01** Stop using immediately if you experience any pain or discomfort and consult a doctor.
- 02** Do not let the heating unit or motor come in direct contact with bare skin.
- 03** Be aware of the time remaining for the massage cycle.
- 04** Do not use concurrently with another electronic device or heating pad.
- 05** Always leave the controller in an easily accessible place.
- 06** Do not let more than 2 people operate device concurrently.
- 07** Be aware of accessories worn on areas of the body getting massaged (hair accessories, necklaces, watches, and etc.).
- 08** Operate device for intended use and on intended areas of the body.
- 09** Do not pull aggressively on the controller cord.
- 10** Make sure parts of the body do not get caught in crevices of the device.
- 11** Be aware of individual’s body temperature when using device, especially if individual falls asleep.
- 12** Wait for the device to stop moving before getting up from the device.
- 13** If user steps on the leg unit to get up from the device, the leg unit will beep.
- 14** Adjust speaker volumes before using the brain massage function.
- 15** Beware that anti-squeezing sensor may alert and leg unit may stop when recognizing an object being in the way.
- 16** Growth massage programs are optimized for adolescents between height 130 cm-160 cm and may be of slight discomfort to adults.
- 17** Turn off shoulder airbags by clicking shoulder airbags off button when used by heavily built individuals.
- 18** Use under the supervision of a caretaker when using a child with excessive behavior.
- 19** Do not use for anything other than massage purpose, such as hanging or jumping.

Components and Descriptions



Exterior

- 01 Speaker (Bluetooth connected)
- 02 Controller Unit Rest
- 03 Air-cushion
- 04 Knee Sheet
- 05 Leg Sheet
- 06 Head Cushion
- 07 Back Sheet
- 08 USB Charging Port /
Earphones Jack Terminal
- 09 Mood Lamp
- 10 Wheels
- 11 Side Lighting



Interior

- 01 Power Switch
- 02 Adapter Connection Unit

- ※ Begin by plugging in the adapter.
- ※ ON/OFF power switch located on the back side of the device.

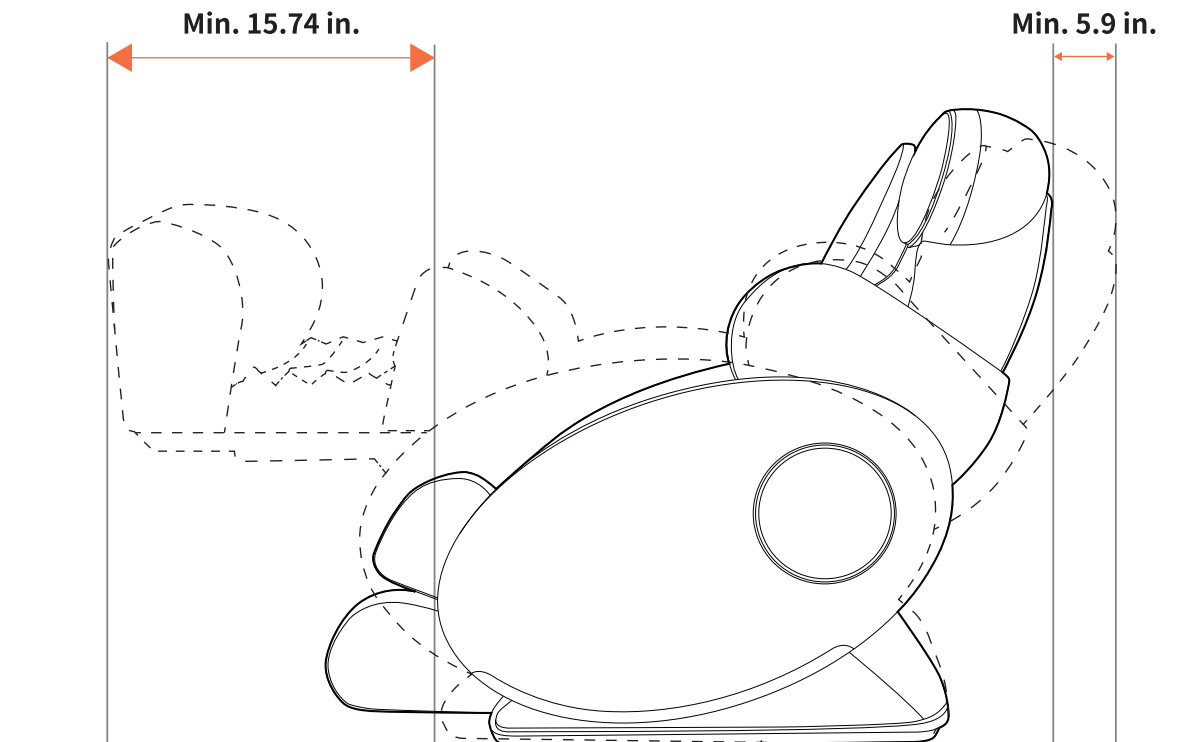
IMPORTANT

- ※ Make sure the power cord is not laid beneath the device.
- ※ Before connecting the power cord, turn OFF the power switch.

Installation Information

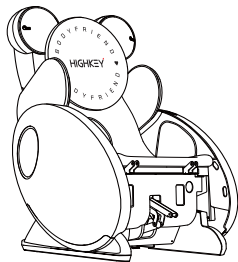
STEP 1. Installation of the Main Body

- 01 Allocate enough space before installing this device.
- 02 Define the location of the seat.
- 03 Install the device in the place where it can be easily operated.

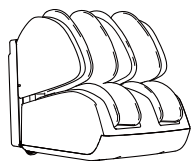


STEP 2. Remove From Packaging

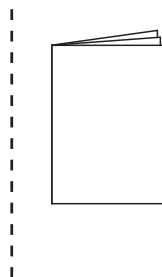
Please check that you have received all necessary parts as depicted below.



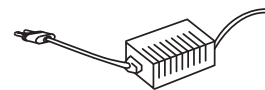
Main Body + Leg Unit



User Manual

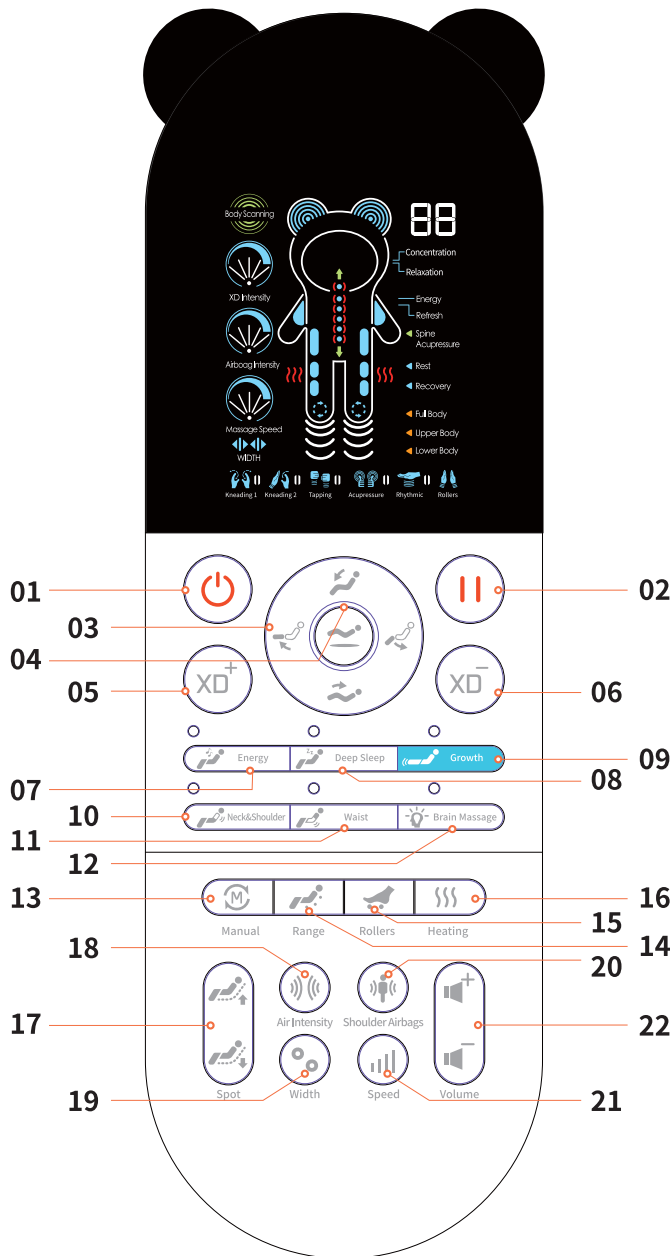


Remote
Controller



Adapter




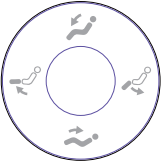










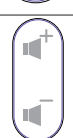
Controller Button Descriptions



Controller Components

01. Power ON/OFF
02. Pause
03. Leg Rest Adjust/Reclining
04. Zero Gravity
05. Increase Intensity
06. Decrease Intensity
07. Energy Mode (Auto Program)
08. Deep Sleep Mode (Resting Massage)
09. Growth Mode
10. Neck&Shoulder-Focused Massage
11. Waist-Focused Massage
12. Brain Massage
13. Manual Mode
14. Massage Range
 - ※ Available during manual mode
15. Feet Rollers ON/OFF
16. Heating ON/OFF
17. Spot Adjust
18. Air Intensity
19. Massage Width Adjust
 - ※ Available during manual mode
20. Shoulder Airbags ON/OFF
21. Massage Speed Adjust
 - ※ Available during manual mode
22. Volume Adjust

Controller Function Descriptions

	Power ON/OFF	This button turns the chair on and off. If this button is pressed during operation, all movement will stop and all parts of the massage chair will return to their original resting position.
	Pause	This button temporarily pauses the operation and movement of the chair.
	Zero Gravity	The [Zero Gravity] button will transition the body into the zero gravity position and angle.
	Leg Rest Adjust Reclining	The [Leg Rest Adjust] buttons move the leg rest up or down. The [Reclining] buttons adjust the recline angles for the entire body.
	XD Massage Intensity	The [XD Massage Intensity] button allow to regulate massage intensity levels from low to high-intensive modes.
	Manual Mode	This button helps to transition the massage mode of the chair from automatic to manual.
	Massage Range	This button allows the user to select preferable massage area (Full -> Fixed -> Partial).
	Rollers	This button initiates the massage function of the rollers in the leg unit if pressed during operation.
	Heating	The [Heating] button will cause the heating screen to appear and allow the user to adjust heating preferences.
	Spot Adjust/ Shoulder Spot Adjust	The [Spot Adjust] buttons move the massage balls up or down the back and allow to manually adjust the location of the shoulders.
	Air Intensity	The [Air Intensity] button allow to regulate intensity of the airbags.
	Massage Width	The [Massage Width] button helps to regulate the width of the massage module.
	Shoulder Airbags ON/OFF	This button helps to activate or deactivate the operation of the shoulder airbags.
	Massage Speed	This button helps to regulate the speed of the massage.
	Volume Adjust	The [Volume Adjust] button allows to regulate the volume of the brain massage music and voice guidance.

Remote Control Function Descriptions – Auto Mode

Energy Mode **Massage technique that helps you to recharge an energy level**

Energy Recharge	Relieves fatigue and recharges energy by using acupressure technique and its major stimulation.
------------------------	-------------------------------------------------------------------------------------------------

Refresh	Massage with a concentration on targeted shoulder and back area that makes you feel refreshed.
----------------	------------------------------------------------------------------------------------------------

Healthy Spine	Relieves stiffness around the spine by massaging nearby muscles with acupressure technique.
----------------------	---------------------------------------------------------------------------------------------

Deep Sleep Mode **Massage technique for stimulating a restful sleep**

Sleep Induction	Massage that induces sleep through comfortable full body massage and angle adjustment
------------------------	---------------------------------------------------------------------------------------

Heal Your Body	Helps to recover from the fatigue of the day and prepare you for restful sleep.
-----------------------	---------------------------------------------------------------------------------

Growth mode **Massage program that promotes the growth of children and teenagers through growth massage and knee stretching**

Full body	Massage that stimulates the growth plate by evenly stimulating the upper and lower body.
------------------	------------------------------------------------------------------------------------------

Upper body	Massage that stimulates the spine growth plate, focusing on the spine and upper body stretching.
-------------------	--------------------------------------------------------------------------------------------------

Lower body	Massage that stimulates the knee growth plate focusing on lower body and stretching knees.
-------------------	--------------------------------------------------------------------------------------------

※ Growth Mode Session ends after 15 mins.

※ Safe to allow children under 4 feet to use Upper Body Growth Mode.



Brain Massage Mode

Brain Concentration	Massage mode that helps to vitalize cognitive function, including brain blood flow and concentration, through upper body centered massage and healing music.
----------------------------	--------------------------------------------------------------------------------------------------------------------------------------------------------------

Brain Relaxation	Massage mode that helps to relieve accumulated stress and tension, as well as emotion control through major acupoint stimulation and healing music.
-------------------------	-----------------------------------------------------------------------------------------------------------------------------------------------------

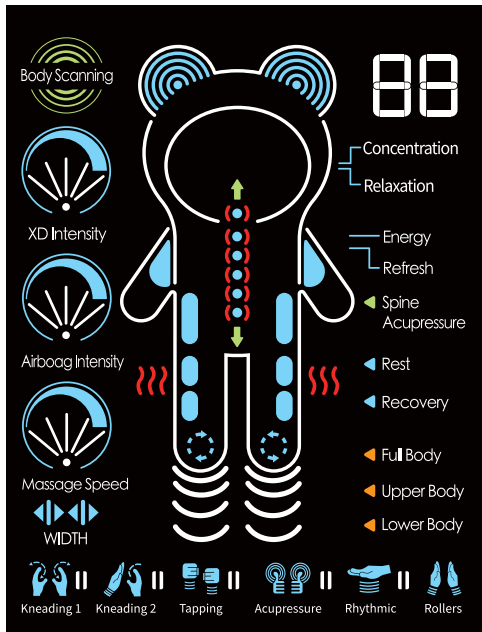
※ Brain Massage Mode Session ends after 15 mins.

Special Treatment

Neck and Shoulder	Massage that relieves the stress of the muscles on neck, shoulder and back area.
--------------------------	----------------------------------------------------------------------------------

Waist	Massage to stimulate the waist and rear-end parts, particularly effective after long-sitting and exercise.
--------------	------------------------------------------------------------------------------------------------------------

Remote Control Function Descriptions – GUI



Body Scanning

This function allows to scan the location of the user's body, before massage starts.



Volume Adjust

The volume is displayed from 1 to 5 levels in total.



XD Massage Intensity / Airbag Intensity / Massage Speed

The volume is displayed from 1 to 5 levels in total.

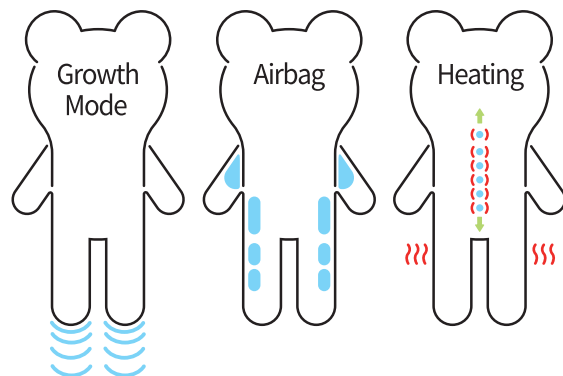


Growth Mode / Airbag/Heating / Location of the balls

The growth mode is displayed during operation so you can know the location of airbags and massage module, heating area and direction of the massage balls.

Rollers

The roller massage for the soles is depicted during operation.



Product Specifications

Product specifications are subject to change without previous notifications due to product improvements.

Model	HIGHKEY-7000US
Reclining Angle	112°- 136°
Lower Body Angle	18°- 96°
Kneading Width	1.57 in. – 7.28 in.
Rated Power	24V --- 8.3A
Auto Timer	15 min/20 min
Airbags	Shoulders/Back/Hips/Calves/Feet
Product Weight	224.87lbs
Product Dimensions	55.1 in. x 31.49 in. x 47.24 in.
Product Name	Massage chair

Troubleshooting

If you encounter minor malfunctions or errors, please refer below before contacting Customer Support.

Problem	Causes	Solutions
Massage chair does not operate.	[Power] button on controller was not pressed.	Press the [Power] button to turn controller on.
	Auto Mode was not selected.	Press [Enter] to select an Auto mode.
	Power cord is not properly plugged in.	Properly plug power cord into socket.
	Dead power cord.	Please contact Customer Support.
	Burnt fuse.	Please contact Customer Support.
	Non-electrical problem.	Please contact Customer Support.
Beeping during activation.	Machine noises occur.	Not a problem. Machines generate noise.
Right and left shoulder massage balls do not align.	Massage balls are manufactured with about 0.8”(2cm) difference in alignment.	Not a malfunction. Purposely manufactured to created alternating massage effects.
Noises get louder during use.	May occur after extended hours of operation.	Turn off machine for 30 min.
	Worn out after years of use.	Please contact Customer Support.
Machine suddenly stops during massage.	Accidentally pressed the OFF button.	Press the [Power] to restart the machine.
	Massage time has finished.	Restart machine after 30 min.
Back motor and leg angle motor does not operate.	Check for any stuck objects.	Remove stuck objects.
	Excessive pressure applied.	Turn off machine for 30 min.
Does not go back to original resting state.	Aggressive use.	Please contact Customer Support.
Controller overheating.	Overuse.	Please contact Customer Support.
Power cord and controller cord overheating.	Excessive use.	Turn off machine for 30 min.
	Other miscellaneous causes.	Please contact Customer Support.
Airbags do not activate.	Air hose disconnected.	Connect the air hose.
	Air related power cord disconnected.	Please contact Customer Support.

Customer Support Guidelines

Warranty Guidelines	Massage chair interior parts
	Mainboard, board parts, motors, air pump
	Interior electrical wiring/airhose
Fees Applied	Cover sheet Any fading or deterioration of fabric, product parts, exterior cover sheet, etc. caused by personal use.
	Controller Broken screens, damaged controller, etc. caused by personal use.

※ Noises do not imply broken device.

Fees Applied

Fees apply for the following.

- 01 Problems due to liquids spilled within interior of product.
- 02 Broken or disabled parts due to excessive pressure.
- 03 Problems due to deformation or external defects caused by personal actions.
- 04 Problems due to not using parts or cords provided by BODYFRIEND.
- 05 Problems due to incorrect use of product.
- 06 Problems caused by user disabling parts of the machine.
- 07 Problems caused by repairs conducted by non-BODYFRIEND technicians/employees.
- 08 Problems caused by natural disasters.
- 09 Failure to follow safety precautions listed in User Manual.
- 10 Problems caused by user's personal mistakes.
- 11 Problems caused by user's reckless behavior, inability to follow guidelines, and etc.

※ If after evaluation results conclude problems are not user's fault, warranty will be issued.

FCC STATEMENT

1. This device complies with Part 15 of the FCC Rules. Operation is subject to the following two conditions:

(1) This device may not cause harmful interference, and

(2) This device must accept any interference received, including interference that may cause undesired operation.

2. Changes or modifications not expressly approved by the party responsible for compliance could void the user's authority to operate the equipment.

This equipment has been tested and found to comply with the limits for a Class B digital device, pursuant to part 15 of the FCC Rules. These limits are designed to provide reasonable protection against harmful interference in a residential installation. This equipment generates, uses and can radiate radio frequency energy and, if not installed and used in accordance with the instructions, may cause harmful interference to radio communications. However, there is no guarantee that interference will not occur in a particular installation. If this equipment does cause harmful interference to radio or television reception, which can be determined by turning the equipment off and on, the user is encouraged to try to correct the interference by one or more of the following measures:

—Reorient or relocate the receiving antenna.

—Increase the separation between the equipment and receiver.

—Connect the equipment into an outlet on a circuit different from that to which the receiver is connected.

—Consult the dealer or an experienced radio/TV technician for help.

FCC Radiation Exposure Statement:

This equipment complies with FCC radiation exposure requirement.

The device can be used in portable exposure condition without RF restriction.

IC WARNING

This device contains licence-exempt transmitter(s)/receiver(s) that comply with Innovation, Science and Economic Development Canada's licence-exempt RSS(s).

Operation is subject to the following two conditions:

(1) This device may not cause interference.

(2) This device must accept any interference, including interference that may cause undesired operation of the device.

Cet appareil contient des émetteurs / récepteurs exemptés de licence conformes aux RSS (RSS) d'Innovation, Sciences et Développement économique Canada. Le fonctionnement est soumis aux deux conditions suivantes :

(1) Cet appareil ne doit pas causer d'interférences.

(2) Cet appareil doit accepter toutes les interférences, y compris celles susceptibles de provoquer un fonctionnement indésirable de l'appareil.

FIVE-YEAR LIMITED WARRANTY TERMS AND CONDITIONS

Covered:

- All parts, labor, and framework of the chair
- Labor and parts covered for the first three years at no cost to Purchaser
- Structural Framework covered at no cost to Purchaser for all five years
- Defects in materials and workmanship

All goods sold hereunder, except accompanying accessories, documentations, or enhancements, are warranted to be free from defects in material and workmanship at the time of delivery to Purchaser and covered for the above, for a period of five (5) years from the date of delivery. Defective material may be returned to BODYFRIEND after inspection by an agent of BODYFRIEND and upon receipt from BODYFRIEND of shipping instructions specific to the defective goods authorized by BODYFRIEND to be returned. Goods returned in accordance with the foregoing procedure will be replaced or repaired, at the option of BODYFRIEND, and returned to Purchaser without charge.

This warranty is subject to the following LIMITATIONS AND EXCLUSIONS:

Limitations:

- This express warranty applies to massage chairs ONLY, and not to accompanying accessories, documentation or enhancements;
- This warranty is non-transferable;
- This warranty is valid only within the continental US;
- BODYFRIEND's responsibility and Purchaser's exclusive remedy under this warranty is limited to the repair or replacement of defects in material and workmanship, as set forth above. BODYFRIEND is not responsible for any consequential damages resulting from the breach of this or any other express or implied warranty with respect to the goods;
- This express warranty is the only warranty applicable to this transaction. It excludes all other express oral or written warranties and all warranties implied by law with respect to the goods, including any warranties of merchantability or fitness for a particular purpose;
- This warranty does not extend to any of BODYFRIEND's products which have been subject to misuse, accident or improper installation or storage, maintenance or application, nor does it extend to products which have been repaired or altered outside of BODYFRIEND or its authorized agents, nor does this warranty extend to any labor charges for removal and/or replacement of the nonconforming or defective product or part thereof;
- Every claim under this warranty or related to this purchase order shall be deemed waived by Purchaser unless made in writing within five (5) years of the receipt of the goods to which such claim relates; AND
- This warranty is void in the event that repairs are made by anyone other than BODYFRIEND without prior authorization from BODYFRIEND. The terms of this warranty shall be governed by the laws of the state of California.

Exclusions:

This express warranty is void without this warranty card and requested information (date of purchase, installation, RMA, and etc.). This express warranty does not cover damages resulting from improper installation or use, neglect, dropped product, unreasonable maintenance, failure to follow instructions, unauthorized repairs, alterations, modifications of original condition, and cosmetic alternations. Furthermore, warranty does not cover damage resulting from improper use of electrical/power supply; loss of power; electrical disturbances, power surges. Also, damage or cracked screen because of personal misuse, excessive force, transportation damage, theft, abuse, misuse, vandalism, or natural disasters (fires, floods, rust, corrosion, sand, dirt, windstorms, hail, earthquakes, or any exposure to weather conditions) are not covered under stated warranty. BODYFRIEND does not honor warranty for products purchased by or through unauthorized dealers, product used commercially or for commercial purposes, and time lost by owner during the time the product is being replaced, at a repair facility, and etc. Natural occurrences such as, but not limited to softening/hardening of foams and composites, fading, wear, pilling of fabrics, natural markings, grain and dye variations in leather, and failure of attach points does not validate issue of warranty, as well as items intended to be periodically replaced by Purchaser during the normal lifetime of a product including, but not limited to batteries, light bulbs, and etc. Seat cover replacement and other accessories are not covered under the warranty.

Labor:

Only for the first three years of the warranty period ("Labor Service Period"), BODYFRIEND will provide labor services for the repair or replacement of defective parts at no cost to Purchaser. However, Purchaser is responsible for all shipping, duties, and brokerage fees. Upon expiration of the Labor Service Period, Purchaser shall pay for any labor service charges. Labor services are limited to the replacement of the defective product or parts with similar product of equal or less value. If replacement is not accepted by Purchaser, BODYFRIEND or its labor service provider is no longer responsible for further service under this labor warranty. If and only when deemed necessary at its sole discretion, BODYFRIEND will send a service provider at no cost. Field service is only available within the continental US and under the Labor Service Period. If no problem is found upon diagnosis, Purchaser may be charged with standard rate for unnecessary service calls.

BODYFRIEND
888-299-8218
service@bodyfriend.com





HIGHKEY

Product Name	Massage Chair
Model	HIGHKEY-7000US
Customer Support	service@bodyfriend.com /
Contact Information	888-299-8218 (toll free)
Manual No.	190521

