

DAVINCI

BODYFRIEND
Massage Chair
DAVINCI
User Manual



* Product image or content descriptions may change due to product improvements without previous notice.

* The images are simulated for user understanding. It may be different from the actual massage chair.

* Product images are slightly different from the actual massage chair depending on your choice of the product model.

Important Safety Instructions

When using an electrical appliance, basic precautions should always be followed, including the following: Read all instructions before using (this appliance).

⚠ DANGER - To reduce the risk of electric shock:

01 Always unplug this device from the electrical outlet immediately after use and before cleaning.

⚠ WARNING - To reduce the risk of burns, fire, electric shock or injury to persons:

- 1** An appliance should never be left unattended when plugged in. Unplug from outlet when not in use, and before putting on or taking off parts.
- 2** Do not operate under blanket or pillow. Excessive heating can occur and cause fire, electric shock, or injury to persons.
- 3** Close supervision is necessary when this appliance is used by, on, or near children, or disabled persons.
- 4** Use this appliance only for its intended use as described in this manual. Do not use attachments not recommended by the manufacturer.
- 5** Never operate this appliance if it has a damaged cord or plug, if it is not working properly, if it has been dropped or damaged, or dropped into water. Return the appliance to a service center for examination and repair.
- 6** Do not carry this appliance by supply cord or use cord as a handle.
- 07** Keep the cord away from heated surfaces.
- 8** Never operate the appliance with the air openings blocked. Keep the air openings free of lint, hair, and the like.
- 9** Never drop or insert any object into any opening.
- 10** Do not use outdoors.
- 11** Do not operate where aerosol (spray) products are being used or where oxygen is being administered.
- 12** To disconnect, turn all controls to the off position, then remove plug from outlet.
- 13** DANGER: Never use pins or other metallic fasteners with this appliance.
- 14** DANGER: Carefully examine the covering before each use. Discard the appliance if the covering shows any sign of deterioration, such as checking, blistering, or cracking.
- 15** DANGER: Keep Dry – Do not operate in a wet or moist condition.
- 16** WARNING: Temperatures sufficiently high to cause burns may occur regardless of the control setting. Do not use on an infant or disabled person or on a sleeping or unconscious person. Do not use on sensitive skin or on a person with poor blood circulation.
- 17** WARNING: Do Not Crush – Avoid sharp folds.

★ SAVE THESE INSTRUCTIONS

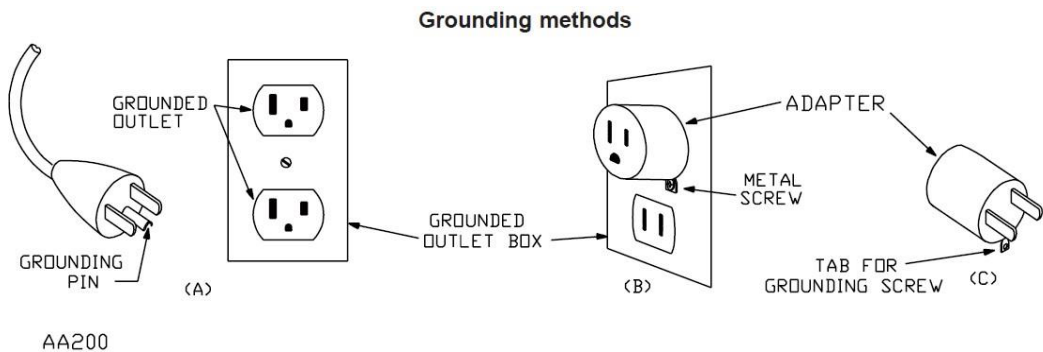
Grounding Instructions

This product must be grounded. If it should malfunction or breakdown, grounding provides a path of least resistance for the electric current so as to reduce the risk of electric shock. This product is equipped with a cord having an equipment-grounding conductor and a grounding plug. The plug must be plugged into an appropriate outlet that is properly installed and grounded in accordance with all local codes and ordinances.

⚠ DANGER

Improper connection of the equipment-grounding conductor can result in a risk of electric shock. Check with a qualified electrician or serviceman if you are in doubt as to whether the product is properly grounded. Do not modify the plug provided with the product - if it does not fit the outlet, have a proper outlet installed by a qualified electrician.

This product is for use on a nominal 120-V circuit and has a grounding plug that looks like the plug illustrated in sketch a below. Make sure that the product is connected to an outlet having the same configuration as the plug. No adapter should be used with this product.



EARTHING

This massage chair is a Level One Electrical Appliance. To guarantee the ground wire that is connected to the power supply socket has obtained good ground connection, make sure to use a three-core power supply socket to avoid leakage, electric shock or other negative effects during use.

★ This product is designed for personal in-home use. Commercial use will void warranty.

Greetings

Thank you for purchasing the BODYFRIEND Massage Chair [DAVINCI].

Please read this user manual for a safe and convenient experience.

In addition, this product may change due to product improvement without previous notice.

In this case, product content descriptions and images may be different from corresponding descriptions and images in this user manual.

* Please read safety precautions first and use the product appropriately.

* Please keep this manual where users can read at any time.

* Product image or content descriptions may change due to product improvements without previous notice.

Product Features



ITALDESIGN
Collaboration



XD PRO



Mental
Massage



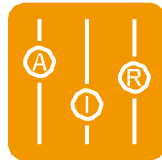
Meditation
Massage



Measuring Body
Composition



Quick Button



Adjust Airbag Intensity by
Body Parts



Healthcare
massage



3STEP
Sole Rolling



3 STEP
Reclining



8.7-inch
Tablet Controller



Object Detection
Sensors



Bluetooth
Speaker



Internal Key
Controls



Heating

Body Composition Massage

Measure body composition and provide customized massage accordingly.

Adjust Zero Gravity Angle by Level

This button will move the body into the zero gravity position, which is an ideal posture for massage and adjustable to three angle levels.

Ergonomic 3D Frame


S-frame and L-frame provide roller massage customized to user's body contour.


Table of Contents

Instructions Before Use	Important Safety Instructions
	Grounding Instructions
	Product Features
	Safety Precautions
	Components and Descriptions
How to Connect	How to Connect the Product Transporting/Installation
Controller Information	Tablet Remote Operation Descriptions Program Descriptions
Special Function Information	XD PRO Module Description
	Brain Massage Program
	Mental Massage Program
	Meditation Massage Program
Product Specifications	Product Size and Specifications
Trouble Analysis and Troubleshooting	Customer Support Guidelines
	Tablet Customer Service Descriptions
	Massage Chair Customer Service Descriptions
Warranty	Warranty Terms And Conditions

Safety Precautions

- * The descriptions below are to use the product safely and accurately to prevent any unexpected risk or damage. Please follow the descriptions.
- * The safety precautions have two categories below depending on the expected risk and damage, and urgency if used incorrectly:

 **Warning** To reduce the risk of any burn, fire, electric shock, or physical damage

 **Caution** To reduce the risk of physical damage

Tablet Controller Precautions

Warning

In case of fire or explosion, product may be damaged, or the user may be injured from the accident.

- The product has magnetics inside. Keep a safe distance between the product and your personal effects that may be affected by magnets, including credit cards, medical devices, etc. If you are using medical devices, including a pacemaker, defibrillator, etc., please consult with your doctor.
- Do not hit or damage the product or its batteries.
- Please use batteries, chargers, and dedicated cables approved by Samsung Electronics. (Users should use KC-certified charger.)
- Be cautious that any other matters, including metallic objects, liquid, dirt, etc., do not come into contact with charger connectors or batteries connectors.
- Stop using immediately if the product has damaged its glass, acrylic part, etc. or if it emits smoke or a burning smell, and repair it at Samsung Electronics's Customer Support center.
- Do not expose the batteries while using them.
- Do not disassemble or reuse batteries.
- Be cautious that children and pets do not bite the product or put it in their mouths.
- The appropriate use temperature is 0-35°C, and the appropriate storage temperature is between -20°C and -50°C. In a higher or lower temperature than the recommended temperature, the product may be damaged, or the battery life may be decreased.
- Do not use the product in high heat or near a fire.
- Do not maintain the same screen on the entire or partial display for a long time. It may cause screen retention, burn-in, or remaining spots.

Instructions Before Use

Warning

Do not install in bathrooms or areas with high humidity. It could result in electric shock.

It may cause electric shock, fire, product deformation, mold, or malfunction.



Avoid using in areas with dust or areas prone to rust.

It may cause electric shock, fire, product deformation, mold, or malfunction.



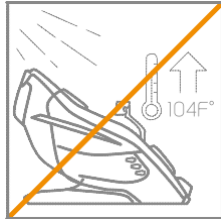
Safety Precautions

Instructions Before Use

Warning


Do not operate in settings with temperatures exceeding 104F°.

It may cause fire or malfunction.



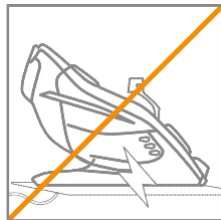
Do not install outdoors.

It may cause safety accidents, physical damage, injury, product damage, or malfunction.



Do not use near heaters or anything that radiates heat.

It may cause product damage, fire, or malfunction.



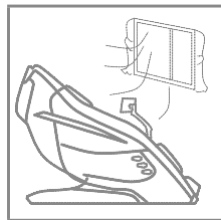
Install and use only on a flat, stable surface.

It may cause safety accidents, physical damage, injury, product damage, or malfunction.



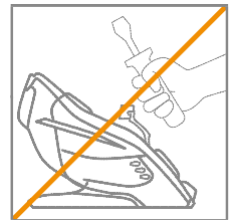
Use in areas with ample space and reasonable air circulation.

It may cause product deformation, mold, or malfunction.



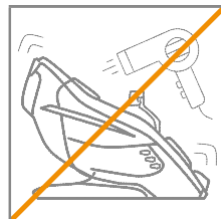
Do not disassemble parts.

It may cause safety accidents, physical damage, injury, product damage, or malfunction.



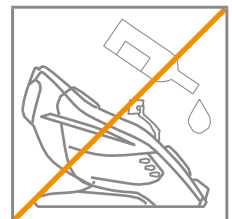
Do not use concurrently with other electronic or medical devices.

It may cause safety accidents, physical damage, injury, product damage, or malfunction.



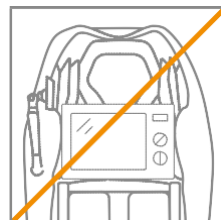
Do not spill or pour any foreign substances on the product.

It may cause product deformation, damage, safety accidents, or physical damage.




Do not place heavy objects on this product.

It may cause safety accidents, physical damage, product damage, or malfunction.



Please take precautionary measures to ensure toddlers and pets do not crawl under or on the back of the chair's body, leg rest, etc.

It may cause safety accidents, physical damage, injury, product damage, or malfunction.




Safety Precautions

Instructions Before Use

Caution

Do not install or repair without the assistance of technicians.



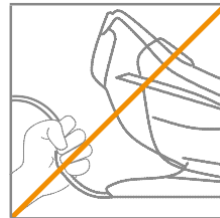
It may cause safety accidents, physical damage, product damage, or malfunction.

Do not use the product other than the uses described in the manual.



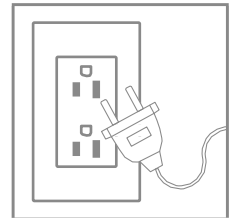
It may cause safety accidents, physical damage, product damage, or malfunction.

Do not move the product through its power cord or pull the power cord.



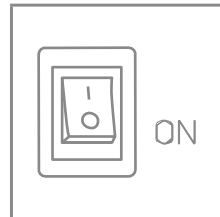
It may cause electric shock, fire, or malfunction.

Connect the product only to the grounded power outlet to avoid any risk of electric shock.



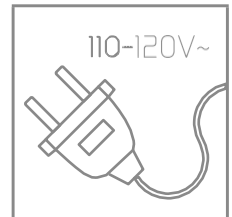
It may cause electric shock or injury.

Check if the product is connected to power before use.



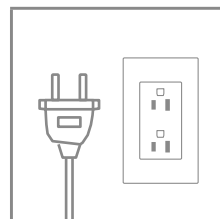
It ensures proper use of the product.

Plug device into a 110-120V~ power outlet only.



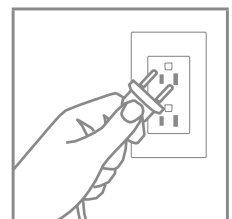
It may cause electric shock in case of malfunction or electric leakage.

Do not connect power in settings that are difficult to unplug.



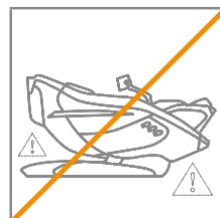
It may cause safety accidents, physical damage, product damage, or malfunction.

When unplugging the power plug, do not pull the power cable. Always pull the power plug instead.



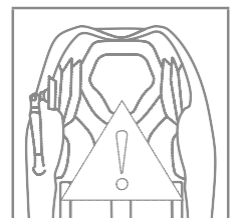
It may cause electric shock, fire, or malfunction.

Use the massage chair after checking safety sensors and if any children or pets are around.



It may cause safety accidents, physical damage, product damage, or malfunction.

Please note the seat may become discolored when using the massage chair wearing dark-colored clothes, including jeans.



It may cause sheet discoloration.

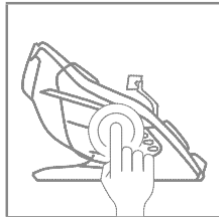
Safety Precautions

Instructions Before Use

Warning


Please check how to operate the massage chair and the possible side effects.

It ensures proper use of the product.



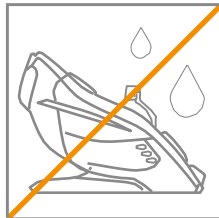
Do not connect or disconnect the power cord with wet hands. It may cause an electric shock.

It may cause electric shock, fire, or malfunction.




Do not use the massage chair if your body is wet.

It may cause electric shock, fire, or malfunction.



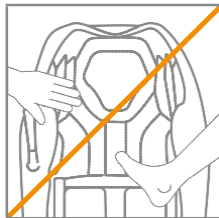
Do not use the massage chair right after a heavy meal.

It may cause physical damage.



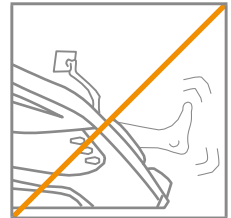
Be cautious not to let any body parts get caught during usage.

It may cause safety accidents, physical damage, product damage, or malfunction.



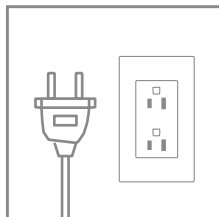
Be cautious not to focus on a certain body part for too long.

It may cause safety accidents, physical damage, product damage, or malfunction.



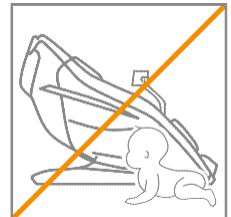
Disconnect the power plug from the outlet when the massage chair is not in use.

It may cause electric shock in case of malfunction or electric leakage.



Avoid using the massage chair on toddlers or babies.

It may cause safety accidents, physical damage, injury, product damage, or malfunction.




Operate device for intended use only and on intended areas of the body.

It may cause safety accidents, physical damage, product damage, or malfunction.



Please control the massage balls to ensure they are being operated in the right position.

It may cause safety accidents, physical damage, product damage, or malfunction.



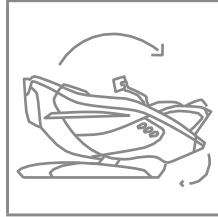
Safety Precautions

Instructions Before Use

Warning


After use, please wait until the reclining unit returns to its original position.

It may cause safety accidents, physical damage, product damage, or malfunction.



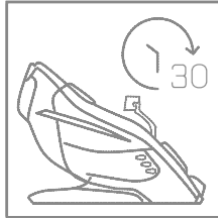
Stop using immediately if you experience any pain or discomfort and take appropriate measures for your health conditions.

It may cause physical damage.



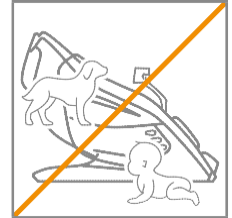
Consecutive usage may burden the individual's body. Select whether to use it consecutively according to user's health conditions.

It may cause physical damage.



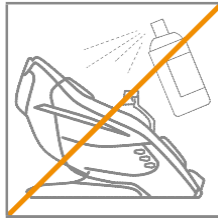
Prevent children or pets from playing around the massage chair during the operation.

It may cause safety accidents, physical damage, product damage, or malfunction.



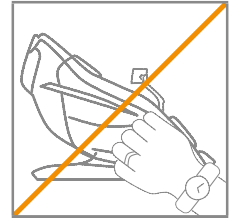
Do not operate the massage chair where aerosol (spray) products or oxygen is used.

It may cause product damage, fire, explosion or malfunction.



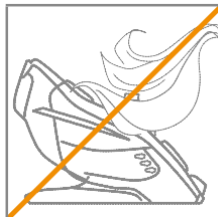
Do not operate the massage chair when wearing accessories.

It may cause safety accidents, physical damage, injury, product damage, or malfunction.



Do not let long hair get caught in the massage chair.

It may cause safety accidents and physical damage.



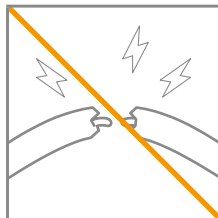
Do not drop or insert any objects in any empty spaces.

It may cause safety accidents, physical damage, product damage, fire, or malfunction.



If the cord or plug is damaged, doesn't function properly, or is soaked in water, do not use. Contact Customer Service Center.

It may cause electric shock, fire, or malfunction.



Be aware not to burn when using the heating feature.

It may cause a low-temperature burn.



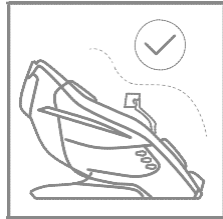
Safety Precautions

Instructions Before Use

Warning

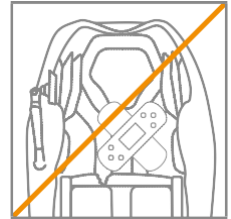
Use massage chair only when sitting in appropriate position.

It may cause safety accidents, physical damage, injury, product damage, or malfunction.



Do not use the massage chair when the cover is torn or removed.

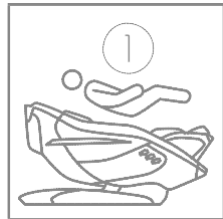
It may cause safety accidents, physical damage, product damage, or malfunction.



Caution

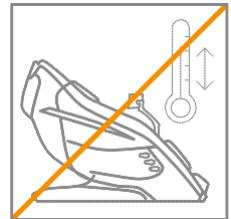
No more than one person may operate the massage chair at a time.

It may cause safety accidents, physical damage, product damage, or malfunction.



Avoid using the massage chair when the temperature changes significantly.

It may cause physical damage or injury.



Do not apply more than 264 lbs pressure on the product.

It may cause safety accidents, deformation, noises, wear of leather, or malfunction.



People shorter than 5' or taller than 6'3" may feel different when massaging.

It may cause a lack of tightness between massage units and body parts, pain, or physical damage.



Do not stand on the massage chair, only use while sitting down.

It may cause safety accidents, physical damage, injury, product damage, or malfunction.



Be aware of hypothermia after using the massage chair when the individual falls asleep.

It may cause safety accidents, physical damage, etc.

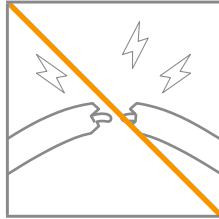


Safety Precautions

Instructions Before Use

Caution

Be aware the cord is not damaged or excessively bent.



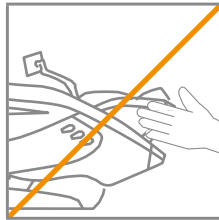
It may cause electric shock, fire, or malfunction.

Please start at the lower intensity for safe use.




It may cause physical damage.

Do not hold the leg rest unit with your hands.



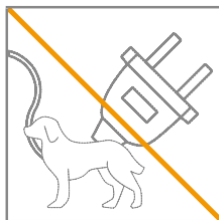
It may cause safety accidents, physical damage, product damage, or malfunction.

Do not lean or hang on the back side of the massage chair.



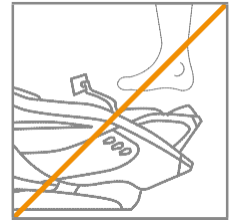
It may cause safety accidents, physical damage, product damage, or malfunction.

Prevent pets from biting the power cord.



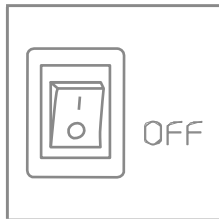
It may cause electric shock, product damage, or malfunction.

Do not stand on the leg rest when the massage chair is tilting.



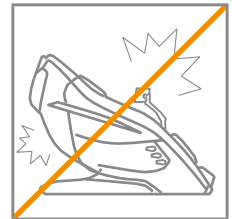
It may cause safety accidents, physical damage, product damage, or malfunction.

Please ensure the power is off before connecting the power.



It may cause electric shock, product damage, or malfunction.

Do not sit on the back of the massage chair, arm massage unit, or leg massage unit.



It may cause safety accidents, physical damage, product damage, or malfunction.

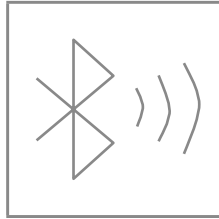
Safety Precautions

Instructions Before Use

Caution

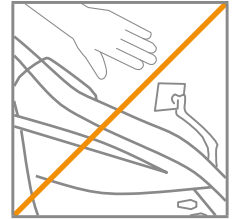
Do not use the Bluetooth too loud and too long. (*Applies to some massage chairs)

It may damage your hearing ability.



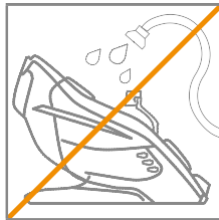
Do not stand up while holding the tablet holder with your hands. (*Applies to some massage chairs)

It may cause safety accidents, physical damage, product damage, or malfunction.



Do not wash with water.

It may cause electric shock, fire, or malfunction.



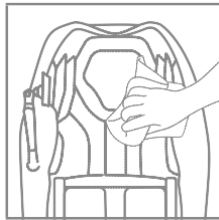
Please disconnect the power while cleaning or organizing the massage chair.

It may cause safety accidents, physical damage, product damage, or malfunction.



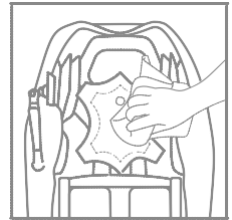
Gently remove dirt with soft cloth and do not use organic solvents, including thinner or chemicals.

It may cause product damage.



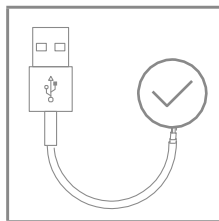
Use the dedicated leather cleaner when cleaning the natural leather sheets. (*Applies to some massage chairs)

It may cause product damage.



Use the sealed cable when charging via the USB charging port. (*Applies to some massage chairs)

It may cause electric shock, fire, or malfunction.



* Sealed cable means a protected cord covered with aluminum foil or copper or steel nets to reduce noises from the outside and inside.

Safety Precautions

Instructions Before Use

Precautions

- Do not use the product if

- Suffering from thrombosis, embolism, a serious or an acute form of varicose veins, or when advised by a healthcare professional not to use this device
- Pregnant women in the first trimester or the beginning of the third pregnancy trimester
- Those who suffer from severe diseases related to the heart, kidneys, or liver
- Those who suffer from schizophrenia or other mental disorders
- Those who suffer from uncontrollable epilepsy or other brain diseases
- Those who cannot move by themselves

- Before use, consult with a specialist if

- Pregnant women other than those who are within the first trimester and may experience side effects from the use
- Those who have higher body temperature and suffer from acute inflammation, including chills and fever
- Those who suffer from severe skin disease, including pressure sore or burn
- Those who suffer from a malignant tumor
- Those who are elderly, suffer from extreme weight loss, or loss of muscle tissue due to other diseases
- Those who need to stay in bed due to medical treatment
- Those who are diagnosed with acute disc and acute cervical sprain
- Those who suffer from severe osteoporosis
- Those who are using implantable electronic medical devices, including implantable pacemaker
- Those who lack communication ability
- Those who have difficulty moving their body
- Those who have any other health concerns
- Those with joint discomfort due to hip or knee joint surgeries (artificial joint, fracture, etc.)

Instructions for Use Heating Feature

- If using the product long without rest, it may cause a low-temperature burn or any other risks.
- Do not let body parts of the massage chair that heat up come in direct contact with the skin.
- Supervise young children, seniors, and patients when they are using this product as they have sensitive skin.
- Do not fall asleep with the heating function on.

Possible Side Effects

- Please note the following side effects, which may occur during use.

- Minor abrasions, bruising, etc.
- Damage to muscle or tendon injury due to overuse or too much pressure
- Allergic reactions and burns
- Elderly spine fractures, dislocated joints, etc.

Components and Descriptions

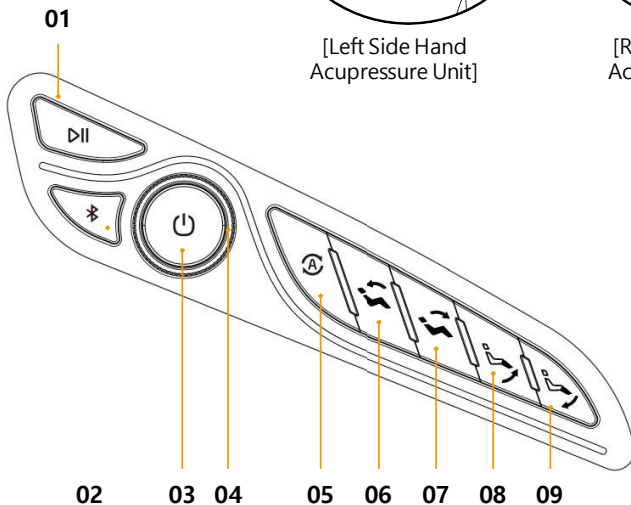
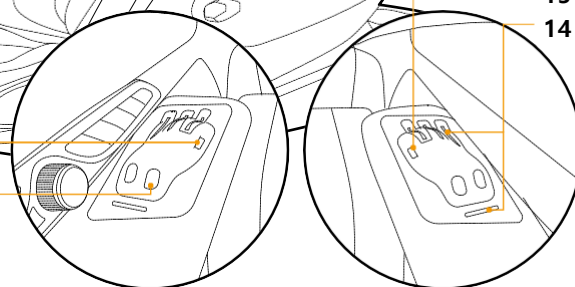
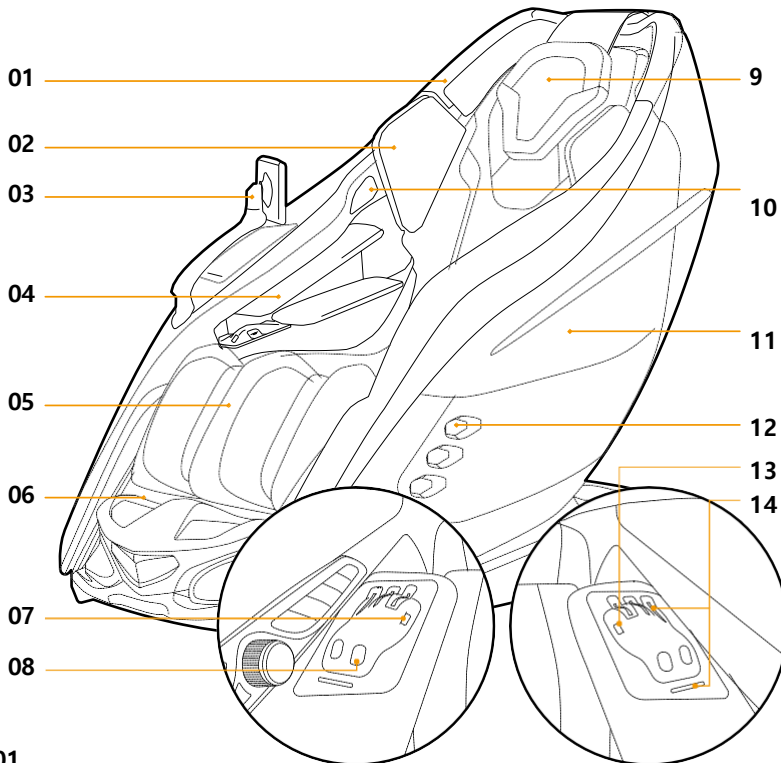
Opening the box

This product is packaged in four boxes. Please check that you have received all the necessary parts.

- **Main Body Box:** Body, back/buttocks sheet, head sheet, shoulder massage units, accessory box (power cable and user manual)
- **Arm Massage Unit**
- **Leg Massage Unit**
- **Tablet Box:** Tablet controller

Exterior

- 01 Rear Speaker
- 02 Shoulder Massage Unit
- 03 Tablet Controller
- 04 Arm Massage Unit
- 05 Leg Massage Unit
- 06 Foot Composition Measuring Connector
- 07 Left Side Hand Acupressure Unit Button
 - * Adjust zero gravity level from 1 to 3
 - * Press and hold it for more than 3 seconds to return to its original position
 - ※ Press the hand acupressure button or inside key during zero gravity halts the zero gravity angle adjustment
- 08 Hand Composition Measuring Connector
- 09 Head Sheet
- 10 Front Speaker
- 11 Side Panel
- 12 LED Lights
- 13 Right Side Hand Acupressure Unit Button
 - * Start/Pause Massage
 - * Press and hold it for more than 3 seconds to turn the power ON/OFF
- 14 Hands Acupressure Unit LED



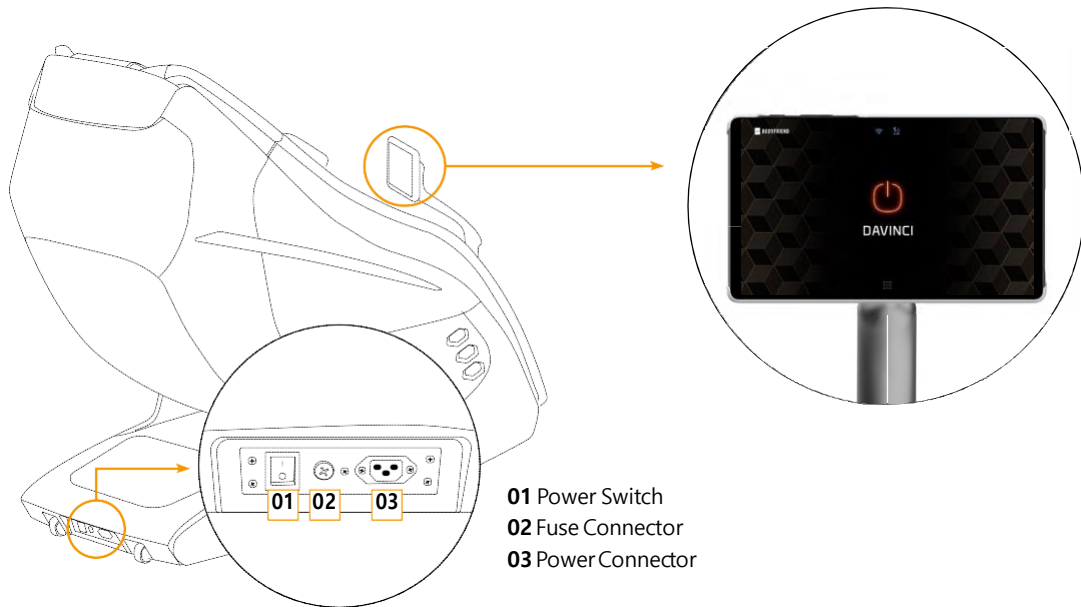
Inside Key

- 01 Massage Start/Pause
- 02 Bluetooth ON/OFF
 - ※ If the product is connected to any mobile devices
- 03 Power ON/OFF
- 04 Volume Adjust (Dial)
- 05 Auto Mode
 - ※ Neck/Shoulder > Back/Spine > Legs-Hip Stretch
- 06 Reclining Angle Flat
- 07 Reclining Angle Upright
- 08 Raise Leg Unit
- 09 Lower Leg Unit

How to Connect the Product | Transporting/Installation

Connecting to power source

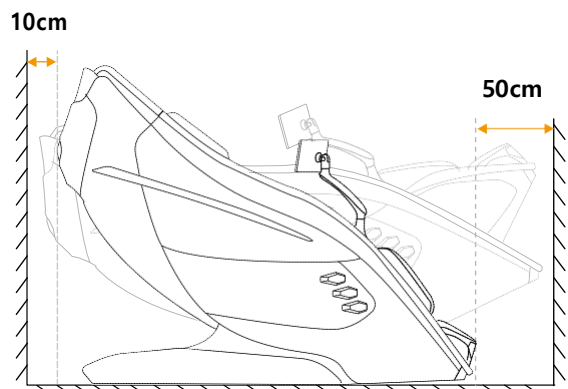
Connect the power cable to its port positioned on the lower-right region of the main body. Turn on the power of the massage chair and press the power button on the tablet controller.



Moving method and checking for leg room

- Before installation, check whether there is enough room for installation.
- Remove all obstructions or miscellaneous objects around the product.
- Tilt the massage chair backward at an angle that is easy to move.
After arriving at the desired location, install it by slowly moving it forward.
- Remove any cables underneath the chair during installation.

- * The weight of the product may cause damage or discoloration of the floor.
- * To avoid injury or damage to the product, we recommend two or more people when transporting it.



XD PRO Module Description

BODYFRIEND's exclusive new XD massage system

1. Wide and Deep XD Massage

- Provides rubdown massage for wider area using the long axis of rotation of the XD module.
- Massage balls provide a sophisticated and deep massage while drawing an X pattern.

2. Ergonomic XD Massage Angle

- Adjust the angle depending on the massage technique for a more focused massage on body parts.
- Provide strong massage for big muscles and gentle massage for small muscles.
- Realize similar angles of massage conducted by a real massage therapist.

XD PRO

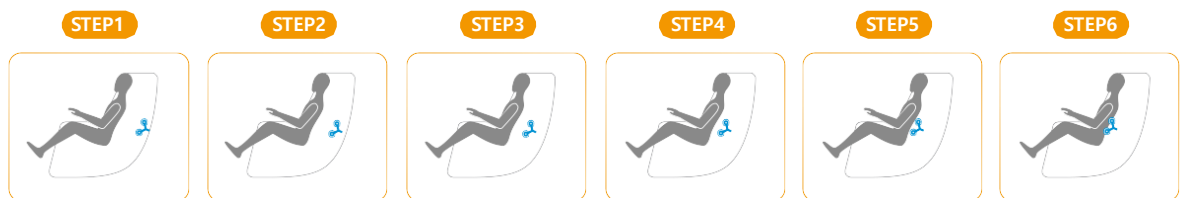
Customized Massage System by Analyzing User's Body Contour

1. Quick and Accurate Body Contour Recognition

- Massage modules drop along the contours of the body to recognize the accurate location of shoulders by sensing curves and pressures of the human body.
- Even during the massage mode, you can adjust the shoulder position in real time.

2. Sophisticated and Gentle Massage

- High performance sensors provide more sophisticated massage than the previous XD module.
- Precise body contour recognition enables various massage techniques.

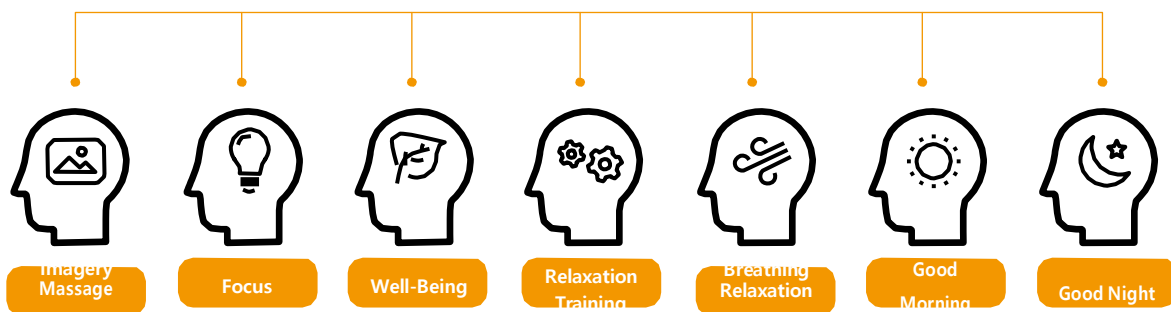


Brain Massage Program

Brain Massage

BODYFRIEND's exclusive mind and body management induce a short break for the brain via XD brain sound, including binaural beats and special massage.

* Binaural beats: When two sounds in different frequencies are played, the brain perceives a third sound called a binaural beat. It syncs with brain waves to help relax and other beneficial effects.



Brain Massage - Imagery Massage / Focus / Well-Being

This program is for those who want a relaxing massage with XD brain sounds, including binaural beats.

Mental Imagery	This program is for those who want to imagine their own getaway from their busy daily lives via XD brain sound and soft full-body massage patterns. We recommend this course for those who haven't experienced stress care before.
Focus	This program is for those who need to rest their tired brain due to excessive academic or work stress and recharge their minds and bodies. We recommend reducing brain and body fatigue while resting with XD brain sound and upper body massage patterns focused on the neck and shoulders.
Well-Being	This program is for those who need a break due to excessive stress from their daily lives. We recommend reducing excessive stress via XD brain sound and optimized massage patterns.

* Brain Massage - Focus / Well-Being changes the angle automatically. You can manually change the angle after the indication of auto leg adjusts off appears.

* Please avoid changing the song during the massage mode for the best Brain Massage.

Brain Massage Program

Brain Massage - Relaxation Training / Breathing Relaxation

This program provides voice guides to easily follow muscle and breathing relaxation for those who want an active body relaxation with a voice guide.

Relaxation Training	This program is developed by using gradual muscle relaxation therapy for those who want to reduce tension and stress with a voice guide. We recommend reducing tensions in your body by following the voice guides for muscle relaxation linked to massage. <i>* Gradual muscle relaxation therapy: Intentionally reduces the bodily tension of muscles to remove the tension of mind.</i>
Breathing Relaxation	This program is developed by breathing relaxation therapy for those expecting important tests or announcements. We recommend following the voice guides for breathing linked to massage to easily relax your extremely tense body and mind. <i>* Breathing relaxation therapy: Intentionally adjusts breathing to relax the mind and reduce excessive tension and excitement</i>

Brain Massage - Good morning / Good night

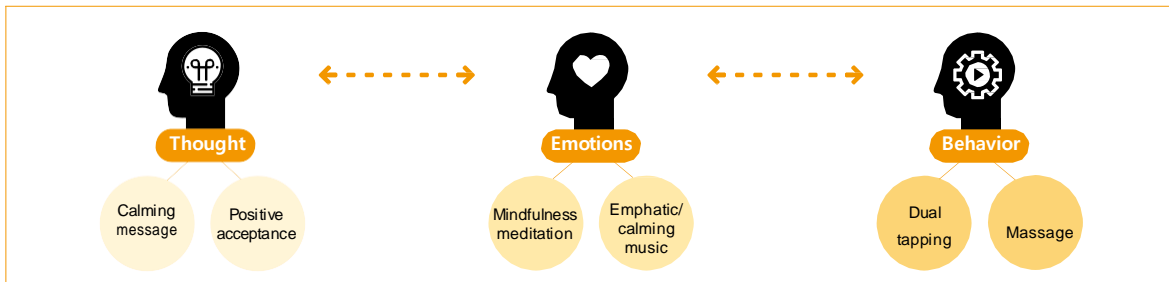
Provides positive and affirmative voice guides to start the day with optimism.

Good morning	Designed for those who are not early birds and have difficulty pleasantly starting the day. We recommend starting a day with good feelings with energetic full-body massage and voice guides to induce positive thoughts.
Good night	Specialized for those who want to reduce fatigue during the day and organize their thoughts before going to bed. We recommend wrapping up the day with good feelings by reducing fatigue with a soft, full-body massage and voice guides to remove complex thoughts.

Mental Massage Program

Mental Massage

This program calms your mind with soothing messages, gentle songs, and a rhythmic massage on the left and right region of your body. This program comforts your mind with the best Korean singers' songs and messages of our gratitude for your love.

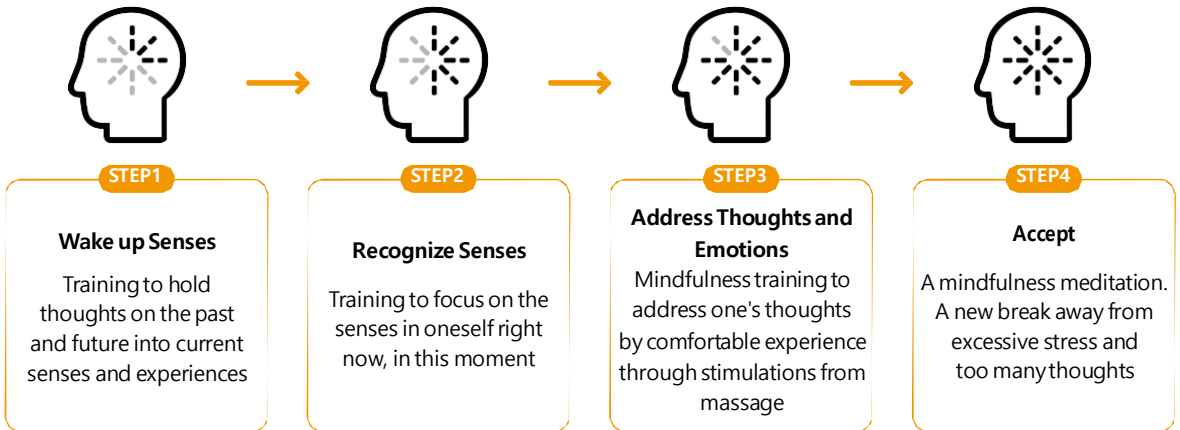


Mind Comfort	Insooni	Helps those who are gloomy due to past regrets. It comforts your gloomy mind with empathic songs and messages and helps turn your emotions positive with a full-body massage by tapping the left and right sides of the body.
Hope	Kim Shin-eui	Helps those who suffer from anxiety and nervousness caused by vague concerns. It relaxes entire muscles that become stiff with a full-body massage by tapping the left and right sides of the body and helps effectively manage emotions with calming messages.
Self-Esteem	Jeon Cho-ah	This helps people slow down and avoid needless self-blame when life gets out of control. Fill the void in your mind and boost confidence when feeling small and helpless.
Gratitude	Seo Young-eun	This helps refresh and reflect on once-forgotten precious things and focus on themselves when angry and frustrated, or when they keep blaming circumstances.
Forgiveness	Jeon Cho-ah	This comforts people who have suffered from their emotions for a long time and suggests active forgiveness for oneself.
Trauma	Insooni	Calms people that are dwelling on past trauma, brings the mind back to the present through body stimulation and music.
Love	Seo Young-eun	Relax with Bodyfriend and listen to stories from your precious people. Love your current self and create a happy future.
Passion	Kim Shin-eui	GRIT is not just a fierce passion at the start but the constant force always in our mind. Feel the GRIT with BODYFRIEND now. Your inner GRIT becomes clear. ※ GRIT: A psychology term highlighting effort rather than a gift. Ordinary people with average intelligence and gifts can achieve the best performance if they keep trying with passionate perseverance.

Meditation Massage Program

Meditation Massage

This program is co-developed with the Korean Academy of Meditation in Medicine. BODYFRIEND provides differentiated massage programs to users to have an easy and convenient meditation experience with our massage chair.



Wake up Senses	Meditation massage is training to hold the thoughts on the past and future into current senses and experiences. Through the training, individuals can stop ruminating and focus on their senses, helping them feel the same sense more vividly and fully.
Recognize Senses	It is a training to focus on the senses in oneself right now at this moment. When letting go of worries and concerns that suffer us through recognizing the senses in our mind, we can recover our calming mind.
Address Thoughts and Emotions	Stimulations during massage bring back our comfortable memories and positive thoughts. When stopping racing thoughts with mindfulness, we can feel our senses better and break free from negative thoughts.
Accept	New and more powerful senses that entirely accept current situations are so addictive. Therefore, we want more powerful senses as we get more stress. The thing is, we are easy to get accustomed to these kinds of senses and always look for more powerful and new senses. Through mindfulness meditation, we can break free from excessive stress and too many thoughts and experience new relaxation.

Product Size and Specifications

For performance improvement, the specification may partially change without previous notice.

Model	BFB-8210US
Rated Voltage	110-120 V~, 60 Hz
Rated Current	260W
USB	5 V, 1.5 A
Charge Output	15 W
Auto Timer	10/20/30 minutes
Airbags	Shoulders/Arms/Pelvis/Thighs/Calves/Top of Feet/Heels
Rollers	Calves/Soles
Massage Module Range	Neck-Buttocks Remote
Controller	8.7inch 1340 X 800 (WXGA+)
Product Weight	149 kg
Dimensions Upright	65.3 in (Length) X 31.5 in (Width) X 49.2 in (Height) (166 cm x 80 cm x 125 cm)
Dimensions Reclined	76 in (Length) X 31.5 in (Width) X 34.8 in (Height) (193 cm x 80 cm x 88.5 cm)
General Name	Electric Massager

Customer Support Guidelines

If you encounter minor malfunctions or errors, please refer below before contacting the customer center.

Problem	Causes	Solutions
Massage chair does not operate even when the power is on	Did not press the Power button on the controller or inner key	Press the Power button
	Program is not selected	Select and run the program
	Power is not properly plugged in	Properly plug the power into the socket
	Power plug/cable is damaged	Please contact the after-service center
	Fuses are burnt	
Electrical circuit is malfunctioning		
Massage chair makes noises during the operation	General machine noises - Air pump vibration, air inlet/outlet noises - Noises due to airbag inflation - Solenoid valves opening/closing - Sheet friction	The noises are general machine noises. There is nothing wrong with the product
	Used the massage chair for a long time	Restart the machine (after 30 min)
	Tear from long-time usage	Please contact the after-service center
Machine suddenly stops during the operation	Accidentally pressed the OFF button	Press the Power on
	Massage time has ended	Restart the machine (after 30 min)
Machine suddenly stops during the operation	Check the object detection sensors and whether there are any objects caught between parts	Remove the object and restart the machine
	Excessive usage or shock	Restart the machine (after 30 min)
Massage balls caught or crashed into the interior sheet during the operation	Frictions between the massage balls and sheets	Rubdown technique generates such a phenomenon due to massage balls so it's not a problem
Does not go back to the original position	Excessive use	Please contact the after-service center
Overheated controller	Use the massage chair for a long time	Restart the machine (after 30 min)
Overheated power cable	Excessive load	Restart the machine (after 30 min)
	Other miscellaneous causes	Please contact the after-service center
Airbags do not activate	Air hose disconnected	Please contact the after-service center
	Air-related power cord is disconnected	

Tablet Customer Service Descriptions

Samsung Electronics' Customer Support Center receives and addresses issues on the provided tablet services. No refunds or exchanges are available for the requests due to defects of such tablet devices. (Please see the [Quick User Manual] in the tablet device box for the tablet device product warranty.)

* Visit Samsung Electronics' official website (www.samsung.com/sec) for product information, a detailed user manual, etc.

[Inquiry to Product Customer Service] Please include the product model name, failure status, and contact information when submitting an inquiry to product customer service.

- Samsung Electronics Customer Service: 1588-3366
- Customer Service: 02-541-3000 / 080-022-3000
- Visit Samsung Electronics' Customer Support Center near your area for a refund within 14 days of purchasing (unpackaging) due to product defects.

[Free Service Descriptions]

A failure occurred within the warranty period under normal usage may be subjected to free service (except for non-failure and customer's fault reasons). If an individual uses this product for sales, the warranty period is shortened to half (six months).

Consumer Damage Types		Compensation		
		Within Warranty Period	After Warranty Period	
Within Parts Retention Period Within the scope of normal usage, Failure in performance or features	Need major repairs within 10 days from the purchase	Exchange or refund	N/A	
	Need major repairs within one month from the purchase	Exchange or free repair		
	Damaged during deliberation and installation after purchase	Exchange		
	Need major repairs to the exchanged product within one month	Refund		
	Impossible to exchange the product	Refund	Free repair	
	Can be repaired	First- and second-time failure due to the same cause		Paid repair
		First- to third-time failure due to the same cause		Exchange or refund
		First- to fifth-time failure due to different causes		
	The company lost the product customer asked to repair	Exchange or refund		Refund with an additional 10% of the purchase price after flat rate depreciation
Cannot be repaired as the company does not have spare parts within the parts retention period				

[Paid Service Descriptions]

Please check the user manual first, as we may charge repair costs regardless of the warranty period if the product turns out not broken.

Consumer Damage Types		Compensation	
		Within Warranty Period	After Warranty Period
Failure due to customer's intentional fault	If it cannot be repaired	we charge costs corresponding to paid repair costs before exchange or refund	Flat rate depreciation Refund with additional 10% of the remaining amount
	Repairable	Free repair	Free repair

* The repair fee may be discounted when an individual returns the defective parts after display repair.

1 Product Failure due to Customer's Fault

- Product failure due to negligence (water damage, broken, damaged)
- Customers arbitrarily manipulate the data to repair (system data, NAM mode, settings error, missing password, etc.)
- Product failure due to consumables and accessories not designated by us (hands-free devices, chargers, batteries, headset, covers, etc.)
- Product failure due to ignoring precautions in the user manual

2 Others

- Product failure due to force majeure (fire, salt damage, water damage, lightning, etc.)
- The finished life cycle of consumable parts (batteries, headset, memory, cable/attachment, etc.)
- Product failure within the warranty period but due to customer's fault

※ We may reject to provide customer service if:

- Customers arbitrarily change, modify, copy the product or use aftermarket parts (imitation)
- Customers retrieve and do not return a part and ask for repair with the part in question
- Customers ask for repairs for purposes other than repairs, for example, a repeated request to repair the same device.
- The parts are replaced and different from the ones at the time of purchase (or after service)

Customer Service Descriptions

Free Customer Service Items	Massage chair interior machine/parts	
	Main board, motors, air pumps	
	Interior electrical wiring and air hose	Exterior
	and interior sheet, entire exterior and interior cover sheet	
Paid Customer Service Items	Any discoloring, bleach, wear and tear of the sheet caused by personal use or any damage of the sheet caused by pets (synthetic leather, natural leather, fabric exterior, and interior)	
	⌘ This product has synthetic leather exterior sheets. For synthetic leather, the frequency of use and storage may affect its life cycle. If the exterior sheet has been damaged, contact the store where you purchased it to change the sheet.	
	Controller/Cable	
	Wear and tear caused by personal use. Malfunctioning and damage due to opening, drops, etc.	
	Others	
	Fees may be applied if the customer asks to move the massage chair or assemble/disassemble it.	

Service period

- 1 When malfunctioning occurs during the operation, you may receive free service within the given period from the installation date.
- 2 If the massage chair is used in a public facility or for sale, a separate shortened service period will be applied.

Instructions on paid service

A fee will be applied for the following even during the free service period:

- 1 Problems due to water, beverage, coffee, or other foreign substances spilled within the interior of the product
- 2 Broken or disabled functioning due to a shock to the massage chair
- 3 Exterior damage or deformation due to organic solvents, including thinner, benzene, etc.
- 4 Problems due to not using parts or supplies provided by BODYFRIEND
- 5 Problems due to misuse of operating voltage
- 6 Problems caused by disabling parts of the machine
- 7 Problems caused by repairs or modifications conducted by non-BODYFRIEND technicians/employees
- 8 Problems caused by natural disasters
- 9 Failure to follow safety precautions listed in user manual
- 10 Problems caused by other personal actions
- 11 Supplies shortened life cycle caused by personal actions or carelessness
- 12 External sheets discoloring or fading due to constant exposure to sunlight and ultraviolet rays

⌘ However, if you prove the problems are not user's fault or the problems meet BODYFRIEND's customer service criteria, free customer service may be given.

Invalid reasons for refund and exchange

This product is an installed electronic device and can not be refunded or exchanged for the reasons below:

(after installation and use, the product value significantly decreases and cannot be sold as a new product)

- 1 Cannot be refunded or exchanged due to change of mind (i.e., color, changed price, etc.)
- 2 Cannot be refunded or exchanged after installation other than defects requiring significant repairs of the product (provide customer service instead)
- 3 Cannot be refunded or exchanged due to personal differences (massage intensity, body size). It is recommend to test the product before the purchase

Warranty Terms And Conditions

At a glance,

1. This product has passed rigorous quality control tests and high fabric standards.
2. This product is for residential use ONLY, within the confines of the home.
3. Even within the warranty period, if any of the following occurs, BODYFRIEND is not liable or legally obliged to uphold the issued warranty:
 - Malfunction caused by incorrect use of product
 - Malfunction caused by natural disaster such as fire, flood, and etc
 - Malfunction caused by repairs or handling conducted by non- Bodyfriend technicians or employees
 - Malfunction due to mishandling, applying excessive pressure, and etc
 - Any form of malfunction caused by user negligence
4. In the event that the product malfunctions, please contact Bodyfriend Customer Support.
5. Warranty cannot be re-issued and is non-transferable. Warranty cannot be claimed if receipt and warranty information is not provided.
6. Warranty is valid for only five (5) years starting on the day of purchase.
 - Warranty is void if product is used in a non-household setting.
 - BODYFRIEND will only uphold warranty if it is a product defect and not one caused by user' s misuse or negligence.
 - Warranty is valid only within the continental US, excluding Hawaii, Alaska, Puerto Rico, and any US territories.

Warranty Terms And Conditions

Covered :

- All parts, labor, and framework of the chair
- Labor and parts covered for the first three years at no cost to Purchaser.
- Structural Framework covered at no cost to Purchaser for all five years.
- Defects in materials and workmanship

All goods sold hereunder, except accompanying accessories, documentations, or enhancements, are warranted to be free from defects in material and workmanship at the time of delivery to Purchaser and covered for the above, for a period of five (5) years from the date of delivery. Defective material may be returned to BODYFRIEND after inspection by an agent of BODYFRIEND and upon receipt from BODYFRIEND of shipping instructions specific to the defective goods authorized by BODYFRIEND to be returned. Goods returned in accordance with the foregoing procedure will be replaced or repaired, at the option of BODYFRIEND, and returned to Purchaser without charge.

This warranty is subject to the following LIMITATIONS AND EXCLUSIONS:

Limitations:

- This express warranty applies to massage chairs ONLY, and not to accompanying accessories, documentation or enhancements; - This warranty is non-transferable.
- This warranty is valid only within the continental US, excluding Hawaii, Alaska, Puerto Rico, and any US territories.
- BODYFRIEND's responsibility and Purchaser's exclusive remedy under this warranty is limited to the repair or replacement of defects in material and workmanship, as set forth above. BODYFRIEND is not responsible for any consequential damages resulting from the breach of this or any other express or implied warranty with respect to the goods.
- This express warranty is the only warranty applicable to this transaction. It excludes all other express oral or written warranties and all warranties implied by law with respect to the goods, including any warranties of merchantability or fitness for a particular purpose.
- This warranty does not extend to any of BODYFRIEND's products which have been subject to misuse, accident or improper installation or storage, maintenance or application, nor does it extend to products which have been repaired or altered outside of BODYFRIEND or its authorized agents, nor does this warranty extend to any labor charges for removal and/or replacement of the nonconforming or defective product or part thereof.
- Every claim under this warranty or related to this purchase order shall be deemed waived by Purchaser unless made in writing within five (5) years of the receipt of the goods to which such claim relates; AND
- This warranty is void in the event that repairs are made by anyone other than BODYFRIEND without prior authorization from BODYFRIEND. The terms of this warranty shall be governed by the laws of the state of California.

Warranty Terms And Conditions

Exclusions:

- This express warranty is void without this warranty card and requested information (date of purchase, installation, RMA, and etc.).
- This express warranty does not cover damages resulting from improper installation or use, neglect, dropped product, unreasonable maintenance, failure to follow instructions, unauthorized repairs, alterations, modifications of original condition, and cosmetic alterations. Furthermore, warranty does not cover damage resulting from improper use of electrical/power supply; loss of power; electrical disturbances, power surges.
- Also, damage or cracked screen because of personal misuse, excessive force, transportation damage, theft, abuse, misuse, vandalism, or natural disasters (fires, floods, rust, corrosion, sand, dirt, wind storms, hail, earthquakes, or any exposure to weather conditions) are not covered under stated warranty. BODYFRIEND does not honor warranty for products purchased by or through unauthorized dealers, products used commercially or for commercial purposes, and time lost by the owner during the time the product is being replaced, at a repair facility, and etc. Natural occurrences such as, but not limited to softening/hardening of foams and composites, fading, wear, pilling of fabrics, natural markings, grain and dye variations in leather, and failure of attach points does not validate issue of warranty, as well as items intended to be periodically replaced by Purchaser during the normal lifetime of a product including, but not limited to batteries, light bulbs, and etc. Seat cover replacement and other accessories are not covered under the warranty.

Labor:

- Only for the one year of the warranty period ("Labor Service Period"), BODYFRIEND will provide labor services for the repair or replacement of defective parts at no cost to the Purchaser. However, the Purchaser is responsible for all shipping, duties, and brokerage fees. Upon expiration of the Labor Service Period, Purchaser shall pay for any labor service charges. Labor services are limited to the replacement of the defective product or parts with similar products of equal or less value. If replacement is not accepted by Purchaser, BODYFRIEND or its labor service provider is no longer responsible for further service under this labor warranty. If and only when deemed necessary at its sole discretion, BODYFRIEND will send a service provider at no cost. Field service is only available within the continental US and under the Labor Service Period.
- If no problem is found upon diagnosis, Purchaser may be charged with standard rate for unnecessary service calls.

BODYFRIEND 855-200-3524 / service@bodyfriend.com

Memo

FCC WARNING

This device complies with part 15 of the FCC Rules. Operation is subject to the condition that this device does not cause harmful interference (1) this device may not cause harmful interference, and (2) this device must accept any interference received, including interference that may cause undesired operation.

Any changes or modifications not expressly approved by the party responsible for compliance could void the user's authority to operate the equipment.

NOTE: This equipment has been tested and found to comply with the limits for a Class B digital device, pursuant to Part 15 of the FCC Rules. These limits are designed to provide reasonable protection against harmful interference in a residential installation. This equipment generates, uses and can radiate radio frequency energy and, if not installed and used in accordance with the instructions, may cause harmful interference to radio communications. However, there is no guarantee that interference will not occur in a particular installation.

If this equipment does cause harmful interference to radio or television reception, which can be determined by turning the equipment off and on, the user is encouraged to try to correct the interference by one or more of the following measures:

- Reorient or relocate the receiving antenna.
- Increase the separation between the equipment and receiver.
- Connect the equipment into an outlet on a circuit different from that to which the receiver is connected.
- Consult the dealer or an experienced radio/TV technician for help.

To maintain compliance with FCC's RF Exposure guidelines, This equipment should be installed and operated with minimum distance between 20cm the radiator your body: Use only the supplied antenna.

FCC ID: 2ALS5-8210US

DAVINCI

Product Name Electrical massager
Model BFB-8210US
Customer Service service@bodyfriend.com / 562-991-5546
Manual No. 230717

⚠ WARNING: This product can expose you to chemicals including RoHS (Pb, Cd), which is known to the State of California to cause cancer, birth defects or other reproductive harm. For more information, go to: www.P65Warnings.ca.gov

♻ Please remove this manual according to the local separate waste collection rules.

