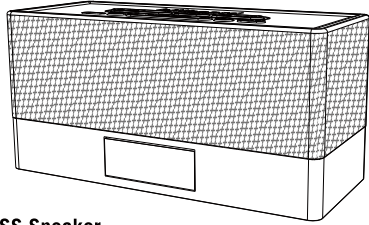


# billboard®

## WIRELESS SPEAKER

for use with Bluetooth® enabled devices



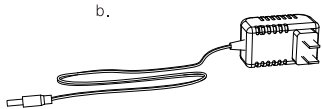
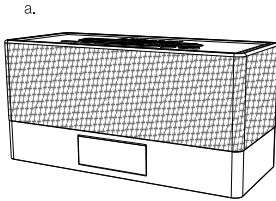
### WIRELESS Speaker USER MANUAL

#### WIRELESS SPEAKER

Thank you for purchasing the Billboard® Wireless Speaker. For best use of this device we recommend carefully reading this user manual and keeping it for your records

#### PACKAGE CONTAINS

- Wireless Speaker
- Adapter
- 3.5mm to 3.5mm audio cable



#### FCC INFORMATION

FCC ID:2ALR9-KDL-1809

This device complies with Part 15 of the FCC rules. Operation is subject to the following two conditions: (1) this device may not cause harmful interference, and (2) this device must accept any interference received, including interference that may cause undesired operation.

#### Federal Communications Commission (FCC) Statement

This Equipment has been tested and found to comply with the limits for a Class B digital device, pursuant to Part 15 of the FCC rules. These limits are designed to provide reasonable protection against harmful interference in a residential installation. This equipment generates, uses and can radiate radio frequency energy and, if not installed and used in accordance with the instructions, may cause harmful interference to radio communications. However, there is no guarantee that interference will not occur in a particular installation. If this equipment does cause harmful interference to radio or television reception, which can be determined by turning the equipment off and on, the user is encouraged to try to correct the interference by one or more of the following measures:

- Reorient or relocate the receiving antenna.
- Increase the separation between the equipment and receiver.
- Connect the equipment into an outlet on a circuit different from that to which the receiver is connected.
- Consult the dealer or an experienced radio/TV technician for help.

#### WARNING

Changes or modifications to this unit not expressly approved by the party responsible for compliance could void the user authority to operate the equipment. Tested to comply with FCC standard. FOR HOME OR OFFICE USE.

This equipment complies with FCC RF radiation exposure limits set forth for an uncontrolled environment. This device and its antenna(s) must not be co-located or conjunction with any other antenna or transmitter.

#### BATTERY INFORMATION

- The full performance of a new battery is achieved only after two to three complete charge and discharge cycles. The battery can be charged and discharged hundreds of times, but it will eventually wear out.
- Do not leave a fully charged battery connected to a charger, overcharging may shorten its lifetime. If left unused, a fully charged battery will lose its charge over time.
- Never use any charger or charging cord that is damaged.
- Leaving the device in hot or cold places will reduce the capacity and lifetime of the battery. Optimal temperature for the battery is between 59°F and 77°F. A device with a hot or cold battery may not work temporarily, even when the battery is fully charged.
- Do not dispose of the device in a fire as it may explode. Batteries may also explode if damaged. Always dispose of electronics according to local regulations.
- Do not discard this rechargeable device as trash. Consult your local waste collection agency for proper disposal or recycling methods. You may also contact Call2Recycle at 877-273-2925 or online at call2recycle.org for a battery recycling drop off location near you.

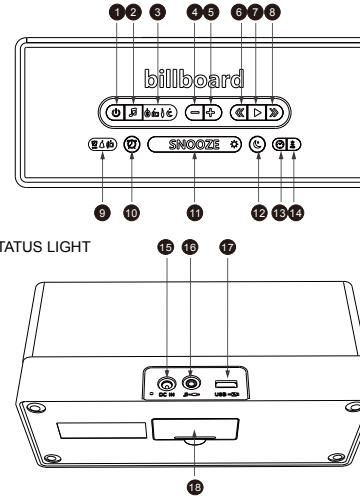


Technical Support: [techsupport@esicellular.com](mailto:techsupport@esicellular.com) or call: 212-883-8838

© 2018 Billboard IP Holdings, LLC. All rights reserved. Billboard®, the Billboard logo, HOT 100 and associated characters, trademarks and design elements are owned and licensed by Billboard IP Holdings, LLC. Bluetooth is a registered trademark of Bluetooth SIG

## Guide

- POWER ON/OFF
- MODE
- MODE STATUS LIGHT
- VOLUME DOWN
- VOLUME UP
- PREV / LAST SONG
- PLAY/PAUSE
- NEXT SONG
- ALARM CLOCK MODE STATUS LIGHT
- ALARM CLOCK MODE
- LED MODE
- SLEEP MODE
- CLOCK MODE
- BLUETOOTH PAIRING
- DC CHARGING PORT
- 3.5MM AUX INPUT
- USB OUTPUT
- BATTERY CASE



## 2.Instruction

#### Bluetooth Mode:

Connect the adapter to turn on the speaker. Press power on/off button turn on the Bluetooth mode. Bluetooth status light up. Activate the Bluetooth feature on your phone, and set the phone to search for wireless devices (See the User Manual for your device) The speaker will show on your device as BB-BT-SP. (if pass code is requested enter 0000) A chime sound will tell you if the pairing is successful.

#### FM Mode:

Short Press Mode button turn on the FM mode, FM status light up. Long press the Prev button to search for FM station. Press Prev or Next button to change the station.

#### AUX Mode:

Press mode into aux mode, aux mode status light up. Use 3.5mm aux input to play your music.

#### CLOCK Mode:

Must put on 2pcs AAA dry batteries. Connect the adapter, LED screen will show current time. Long press Clock mode button, short press Prev or Next button to adjust hours and minutes separately. Then short press Clock mode button, clock set complete.

#### ALARM CLOCK Mode:

Long press Alarm Clock mode button, short press Prev or Next button to adjust hours and minutes separately. Then short press Alarm Clock mode button to set complete. Short press Alarm Clock mode button again can set Alarm way. Press Prev and Next button to change BUZ or RAD way. When the alarm clock rings, press any button to stop Alarm Clock.

#### SLEEP Mode:

Short press Sleep mode to power off the speaker. But LED screen will still show the current time.

#### LIMITED WARRANTY

ESI Cases and Accessories warrants to the first consumer purchaser that this product, when shipped in its original container to the original purchaser, will be free from defective workmanship and materials for one year and agrees that it will, at its option, either repair the defect or replace the defective product or part thereof at no charge to the purchaser for parts or labor for the time periods described.

This warranty does not apply to any appearance items of the product nor to the additional excluded item(s) set forth below nor to any product of which has been damaged or defaced which has been subjected to misuse, abnormal service or handling or which has been altered or modified in design or construction. The limited warranty described herein is in addition to an applicable law. ALL IMPLIED WARRANTIES INCLUDING THE WARRANTIES OF MERCHANTABILITY AND FITNESS FOR USE ARE LIMITED TO THE PERIOD FROM THE DATE OF ORIGINAL PURCHASE SET FORTH BELOW. Some states do not allow limitations on how long an implied warranty last, so the above limitation may not apply to you. Neither the sales personnel of the seller nor any other person is authorized to make any warranties other than those described herein or to extend the duration of any warranties beyond the time period described herein on the behalf of ESI Cases and Accessories.

The warranties described herein shall be the sole and exclusive warranties granted by ESI Cases and Accessories and shall be the sole and exclusive remedy available to the purchaser. corrections of defects, in the manner and for the period of time described herein, shall constitute complete fulfillment of all liabilities and responsibilities of ESI Cases and Accessories to the purchaser with respect to the product and shall constitute full satisfaction of all claims, whether based on contract negligence, strict liability or otherwise. In no event shall ESI Cases and Accessories be liable or in any way responsible, for any incidental or consequential economic or property damage. Some states do not allow the exclusion of incidental or consequential damages, so the above exclusion may not apply to you. THIS WARRANTY GIVES YOU SPECIFIC LEGAL RIGHTS. YOU MAY ALSO HAVE OTHER RIGHTS, WHICH VARY FROM STATE TO STATE.

#### Bubble wrap & Send your device and the product to:

ESI Cases and Accessories,  
44 East 32nd Street, 6th floor  
New York, New York 10016

\* Enclose proof of purchase and \$11.95 for Shipping and Handling.



It may damage your hearing if you listen with high volume for a long time. It is recommended you use the lowest volume possible for speaking and listening to music.

# PAIRING NAME: BB-BT-SP