

Front

billboard®




USER MANUAL

Wireless Speaker

Thank you for purchasing this Billboard® Wireless Speaker. For best use of this device we recommend carefully reading this user manual and keeping it for your records.

PACKAGE CONTAINS

- Wireless Speaker
- USB charging cable
- Instruction manual
- 3.5 mm AUX cable
- Strap



PAIRING YOUR SPEAKER

Once paired, the speaker will automatically connect to your device the next time they are both powered on, and in proximity to each other.

- Power on your speaker by long pressing the Multifunction Button, until the Indicator light flash, which means ready to pair.
- On your Bluetooth™ enabled device, navigate to the Bluetooth™ settings panel. The earbuds will appear as **BB-BT-SP**, select that name to connect. Most devices will not ask for a password, but if one is requested, use 0000.
- Once the speaker has connected successfully, you will hear a sound.

CONNECT USING AUX

- Plug in the 3.5mm audio cable into the AUX input at the back panel of the speaker
- You can connect to any audio device that has 3.5mm audio input jack and can playback any audio from this device.

LISTENING TO THE RADIO

- Plug in the Micro USB cable into the Micro USB port as an antenna .
- Press the Mode button, turn on to Radio mode.
- Short Press the Play/Pause button, the speaker will scan through the available frequencies, and automatically pick the best receptions as presets. This process can take few minutes.
- The Previous & Next Track buttons can be used to find a station to play.

LISTENING FROM TF

- Plug in your TF Card at the back panel of the speaker.
- Your speaker will automatically playback music from TF card.

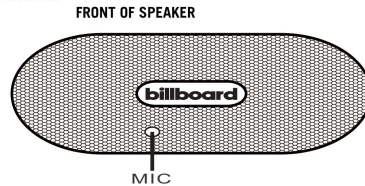
OPERATIONS DURING PLAYBACK

- To raise the volume, long press the Volume Up button.
- To lower the volume, long press the Volume Down button.
- To pause/play, short press the Play/Pause button.
- To the next track, short press the Next Track button.
- To previous track , short press the Previous Track button.
- To answer a call, short press the Answer/End Call button.
- To end a call, long press the Answer/End Call button. Press two times to redial.
- To switch modes to FM Radio play, short press the Mode button.

CHARGING BATTERY

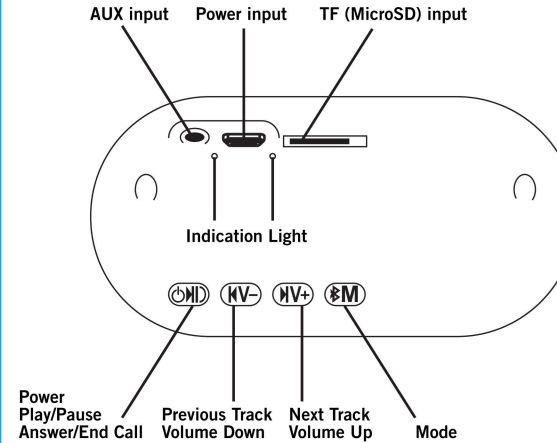
- By connecting the Micro USB Charging cable (included) to the back of the unit.
- In Charging mode, the back panel will show red light indicator and when complete charged, the light will be off.

PRODUCT DIAGRAM



Back

BACK OF SPEAKER



BATTERY INFORMATION

- The full performance of a new battery is achieved only after two to three complete charge and discharge cycles. The battery can be charged and discharged hundreds of times, but it will eventually wear out.
- Do not leave a fully charged battery connected to a charger, overcharging may shorten its lifetime. If left unused, a fully charged battery will lose its charge over time.
- Never use any charger that is damaged.
- Leaving the device in hot or cold places will reduce the capacity and lifetime of the battery. Optimal temperature for the battery is between 15°C and 25°C (59°F and 77°F). A device with a hot or cold battery may not work temporarily, even when the battery is fully charged.
- Do not dispose of the device in a fire as it may explode. Batteries may also explode if damaged. Always dispose of electronics according to local regulations. Please recycle. Do not dispose as household waste.

Technical Support: techsupport@esicellular.com or call: 212 883-8838

© 2019 Billboard IP Holdings, LLC. All rights reserved. Billboard®, the Billboard logo, HOT 100 and associated characters, trademarks and design elements are owned and licensed by Billboard IP Holdings, LLC.

Bluetooth is a registered trademark of Bluetooth SIG



It may damage your hearing if you listen with high volume for a long time. It is recommended you use the lowest volume possible for speaking and listening to music.



FCC INFORMATION

FCC ID: 2ALR9-KDL-BT1731B

This device complies with Part 15 of the FCC rules.Operation is subject to the following two conditions: (1) this device may not cause harmful interference, and (2) this device must accept any interference received; including interference that may cause undesired operation.

Federal Communications Commission (FCC) Statement

This Equipment has been tested and found to comply with the limits for a Class B digital device, pursuant to Part 15 of the FCC rules. These limits are designed to provide reasonable protection against harmful interference in a residential installation. This equipment generates, uses and can radiate radio frequency energy and, if not installed and used in accordance with the instructions, may cause harmful interference to radio communications. However, there is no guarantee that interference will not occur in a particular installation. If this equipment does cause harmful interference to radio or television reception, which can be determined by turning the equipment off and on, the user is encouraged to try to correct the interference by one or more of the following measures:

- Reorient or relocate the receiving antenna.
- Increase the separation between the equipment and receiver.
- Connect the equipment into an outlet on a circuit different from that to which the receiver is connected.
- Consult the dealer or an experienced radio/TV technician for help.

WARNING

Changes or modifications to this unit not expressly approved by the party responsible for compliance could void the user authority to operate the equipment. Tested to comply with FCC standard. FOR HOME OR OFFICE USE.

This equipment complies with FCC RF radiation exposure limits set forth for an uncontrolled environment. This device and its antenna(s) must not be co-located or conjunction with any other antenna or transmitter.

LIMITED WARRANTY

ESI Cases and Accessories warrants to the first consumer purchaser that this product, when shipped in its original container to the original purchaser, will be free from defective workmanship and materials for one year and agrees that it will, at its option, either repair the defect or replace the defective product or part thereof at no charge to the purchaser for parts or labor for the time periods described.

This warranty does not apply to any appearance items of the product nor to the additional excluded item(s) set forth below nor to any product the exterior of which has been damaged or defaced which has been subjected to misuse, abnormal service or handling or which has been altered or modified in design or construction. The limited warranty described herein is in addition to an applicable law. ALL IMPLIED WARRANTIES INCLUDING THE WARRANTIES OF MERCHANTABILITY AND FITNESS FOR USE ARE LIMITED TO THE PERIOD FROM THE DATE OF ORIGINAL PURCHASE SET FORTH BELOW. Some states do not allow limitations on how long an implied warranty last, so the above limitation may not apply to you. Neither the sales personnel of the seller nor any other person is authorized to make any warranties other than those described herein or to extend the duration of any warranties beyond the time period described herein on the behalf of ESI Cases and Accessories.

The warranties described herein shall be the sole and exclusive warranties granted by ESI Cases and Accessories and shall be the sole and exclusive remedy available to the purchaser corrections of defects, in the manner and for the period of time described herein, shall constitute complete fulfillment of all liabilities and responsibilities of ESI Cases and Accessories to the purchaser with respect to the product and shall constitute full satisfaction of all claims, whether based on contract negligence, strict liability or otherwise. In no event shall ESI Cases and Accessories be liable or in any way responsible, for any incidental or consequential economic or property damage. Some states do not allow the exclusion of incidental or consequential damages, so the above exclusion may not apply to you. THIS WARRANTY GIVES YOU SPECIFIC LEGAL RIGHTS. YOU MAY ALSO HAVE OTHER RIGHTS, WHICH VARY FROM STATE TO STATE.

Bubble wrap & Send your device and the product to:

ESI Cases and Accessories,
44 East 32nd Street, 6th floor
New York, New York 10016

* Enclose proof of purchase and \$11.95 for Shipping and Handling.

PAIRING NAME: BB-BT-SP