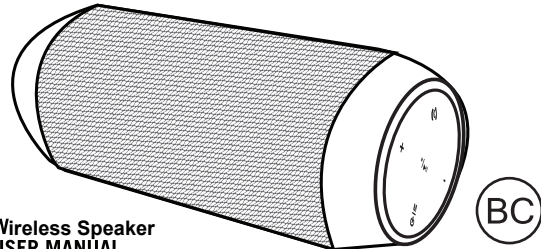


Front

Wireless Speaker

for use with Bluetooth® enabled devices



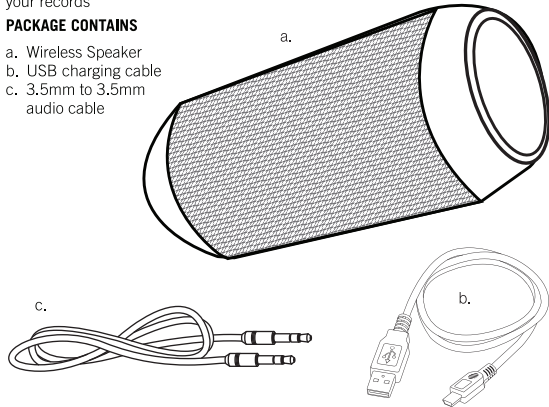
Wireless Speaker
USER MANUAL

WIRELESS SPEAKER

Thank you for purchasing the Wireless Speaker. For best use of this device we recommend carefully reading this user manual and keeping it for your records

PACKAGE CONTAINS

- Wireless Speaker
- USB charging cable
- 3.5mm to 3.5mm audio cable



FCC INFORMATION

FCC ID: 2ALR9-KDL-BT1713B

This device complies with Part 15 of the FCC rules. Operation is subject to the following two conditions: (1) this device may not cause harmful interference, and (2) this device must accept any interference received; including interference that may cause undesired operation.

Federal Communications Commission (FCC) Statement

This Equipment has been tested and found to comply with the limits for a Class B digital device, pursuant to Part 15 of the FCC rules. These limits are designed to provide reasonable protection against harmful interference in a residential installation. This equipment generates, uses and can radiate radio frequency energy and, if not installed and used in accordance with the instructions, may cause harmful interference to radio communications. However, there is no guarantee that interference will not occur in a particular installation. If this equipment does cause harmful interference to radio or television reception, which can be determined by turning the equipment off and on, the user is encouraged to try to correct the interference by one or more of the following measures:

- Reorient or relocate the receiving antenna.
- Increase the separation between the equipment and receiver.
- Connect the equipment into an outlet on a circuit different from that to which the receiver is connected.
- Consult the dealer or an experienced radio/TV technician for help.

WARNING

Changes or modifications to this unit not expressly approved by the party responsible for compliance could void the user authority to operate the equipment. Tested to comply with FCC standard. FOR HOME OR OFFICE USE.

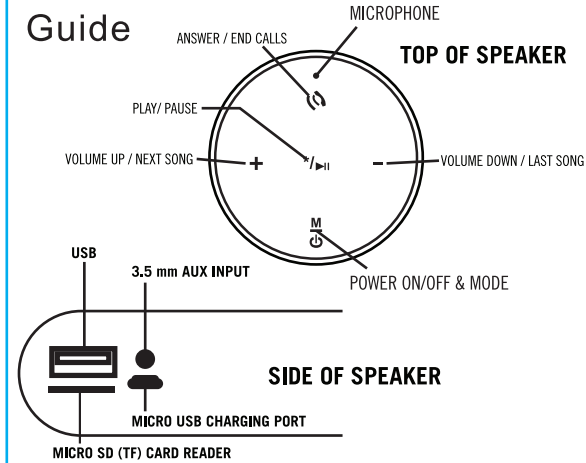
This equipment complies with FCC RF radiation exposure limits set forth for an uncontrolled environment. This device and its antenna(s) must not be co-located or conjunction with any other antenna or transmitter.

BATTERY INFORMATION

- The full performance of a new battery is achieved only after two to three complete charge and discharge cycles. The battery can be charged and discharged hundreds of times, but it will eventually wear out.
- Do not leave a fully charged battery connected to a charger, overcharging may shorten its lifetime. If left unused, a fully charged battery will lose its charge over time.
- Never use any charger or charging cord that is damaged.
- Leaving the device in hot or cold places will reduce the capacity and lifetime of the battery. Optimal temperature for the battery is between 59°F and 77°F. A device with a hot or cold battery may not work temporarily, even when the battery is fully charged.
- Do not dispose of the device in a fire as it may explode. Batteries may also explode if damaged. Always dispose of electronics according to local regulations.
- Do not discard this rechargeable device as trash. Consult your local waste collection agency for proper disposal or recycling methods. You may also contact Call2Recycle at 877-273-2925 or online at call2recycle.org for a battery recycling drop off location near you.

Back

Guide



REMNINDER: The waterproof grade is IPX5, it can survive splashes of water up to 12.5 liters per minute for up to 3 minutes. Please do not submerge speaker into water, as it will damage the speaker.

2. Instruction

■ Key Function

- To turn on the speaker, Press the Power On/Off button for 5 seconds to turn on the speaker. To turn off the speaker press and hold the power button. To switch between Bluetooth and other speaker modes short press the On/Off button.
- Activate the Bluetooth® feature on your phone, and set the phone to search for wireless devices (See the User Manual for your device) The speaker will show on your device as **BB-BT-SP**. (if pass code is requested enter 0000) The voice prompt will tell you if the pairing is successful.
- Press the Play/ Pause button to play your device's music.
- You can also answer and make calls thru your cell phone. Simply press the Answer/End Calls button.
- Short press the "+" button to go to the next song or long press the "+" button to turn the volume up.
- Short press the "-" button to go to the last song or long press the "-" button to turn the volume down.

Short press the Mode button once to go to FM radio mode. Long press the Play/ Pause button to search for an FM station, the LED light will flash blue while searching for an available station and turn solid when it finds one. Press the + or - button to go to the next frequency or long press the Play/ Pause button to find another available frequency.

You can also use a USB flash drive, Memory card or AUX input to play your music. When a USB Flash drive is unplugged from the speaker, the speaker will switch to FM radio mode automatically. For Auxiliary input plug in the included 3.5mm cable to 3.5mm audio cable to the AUX input in the back of the speaker and the other end of the 3.5mm cable into your music device. A voice prompt will signal that the connection is successful.

CHARGING THE BATTERY

- Plug the charger cable into the MicroUSB port.
- Connect the charger to a USB power source. The red indicator light will display during charging. Charging the battery fully may take up to 6 hours.
- When the battery is fully charged, the red indicator light will turn off. Disconnect the charger from the power source and the Speaker. The fully charged battery has power for up to 10 hours of music or up to 45 hours of standby time.

BATTERY SAFETY

Improper usage may result in the Wireless Speaker becoming hot, ignite or burst and cause injury if exposed to conditions of abuse. Be sure to follow the safety warnings listed below:

- Do not disassemble, throw away or damage the Wireless Speaker.
- Store the Wireless Speaker in a dry place, keeping it away from damp corrosive materials and environments such as salt air.
- Keep the Wireless Speaker away from direct sunlight, fire and high voltage equipment. Do not store the Wireless Speaker inside a car during hot weather. Remember a closed car acts as a green house allowing the inside temperature to possibly reach over 200°F.
- The Wireless Speaker is not a toy. Please keep it out of the reach of young children.
- Please do not discard the Wireless Speaker. Consult your local waste collection agency for proper disposal or recycling methods.