


# Front

## WIRELESS SPEAKER

for use with Bluetooth® enabled devices



### WIRELESS Speaker USER MANUAL


#### Wireless Speaker

Thank you for purchasing the Wireless Speaker. For best use of this device we recommend carefully reading this user manual and keeping it for your records

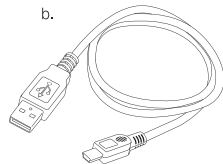
Package contains

- Wireless Speaker
- USB charging cable
- 3.5mm to 3.5mm audio cable

a.



b.



c.



#### FCC Information

This device complies with Part 15 of the FCC rules. Operation is subject to the following two conditions: (1) this device may not cause harmful interference, and (2) this device must accept any interference received, including interference that may cause undesired operation.

Federal Communications Commission (FCC) Statement  
This Equipment has been tested and found to comply with the limits for a Class B digital device, pursuant to Part 15 of the FCC rules. These limits are designed to provide reasonable protection against harmful interference in a residential installation. This equipment generates, uses and can radiate radio frequency energy and, if not installed and used in accordance with the instructions, may cause harmful interference to radio communications. However, there is no guarantee that interference will not occur in a particular installation. If this equipment does cause harmful interference to radio or television reception, which can be determined by turning the equipment off and on, the user is encouraged to try to correct the interference by one or more of the following measures:

- Reorient or relocate the receiving antenna.
  - Increase the separation between the equipment and receiver.
  - Connect the equipment into an outlet on a circuit different from that to which the receiver is connected.
  - Consult the dealer or an experienced radio/TV technician for help.
- Warning: Changes or modifications to this unit not expressly approved by the party responsible for compliance could void the user authority to operate the equipment. Tested to comply with FCC standard. FOR HOME OR OFFICE USE.

#### Warning :

This equipment complies with FCC RF radiation exposure limits set forth for an uncontrolled environment. This device and its antenna(s) must not be co-located or conjunction with any other antenna or transmitter.

#### Battery information

Your device is powered by a rechargeable battery. The full performance of a new battery is achieved only after two to three complete charge and discharge cycles. The battery can be charged and discharged hundreds of times, but it will eventually wear out.

Do not leave a fully charged battery connected to a charger, overcharging may shorten its lifetime. If left unused, a fully charged battery will lose its charge over time. Never use any charger that is damaged.

Leaving the device in hot or cold places will reduce the capacity and lifetime of the battery. Optimal temperature for the battery is between 15°C and 25°C (59°F and 77°F). A device with a hot or cold battery may not work temporarily, even when the battery is fully charged.

Do not dispose of batteries in a fire as they may explode. Batteries may also explode if damaged. Always dispose of batteries according to local regulations. Please recycle. Do not dispose as household waste.

Bluetooth® is a registered trademark of Bluetooth SIG, Inc.



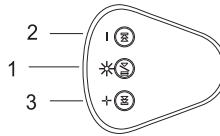
**It may damage your hearing if you listen with high volume for a long time. It is recommended you use the lowest volume possible for listening to music.**

FCC ID 2ALR9-KDL-BT1712

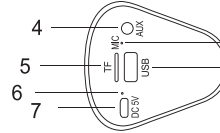
# Back

## 1. Guide

### ■ introduction



- Power On/Off & Play/Pause button/Answer/End Calls
- Previous Music/ Volume Down/ Redial
- Next Music/ Volume Up
- 3.5mm AUX-IN Port
- Memory Card Reader
- LED Light indicator
- Micro USB Charging Port
- Microphone
- USB Flash Drive Port



### RIGHT SIDE OF SPEAKER

## 2. Instruction

### ■ Key Function

- To turn on the speaker, Press the Power \* button for 5 seconds to turn on the speaker. To turn off the speaker press and hold the power button.
- Activate the Bluetooth® feature on your phone, and set the phone to search for wireless devices (See the User Manual for your device). The speaker will show on your device as BB-BT-SP. (if pass code is requested enter 0000) The voice prompt will tell you if the pairing is successful.



- Press the Play/ Pause button to play your device's music.



- Long press the "+" button to turn the volume up or short press the "+" button to go to the next song. Press twice to change LED Lighting.

- Long press the "-" button to turn the volume down or short press the "-" button to go to the previous song.

- Press "-" button twice can redial phone call. short press the button will end call.

#### FM Radio mode

Press \* button twice to go to FM Radio mode. After entered into FM Radio mode, short press \* button to search an available station. Press the + or - button to go to the next frequency.

You can also use a Memory card or AUX input to play your music. For Auxiliary input plug in a 3.5mm cable to 3.5mm audio cable to the AUX input in the back of the speaker and the other end of the 3.5mm cable into your music device. A voice prompt will signal that the connection is successful.

### PLEASE READ THESE INSTRUCTIONS CAREFULLY BEFORE USING YOUR WIRELESS

#### Speaker KEEP THESE INSTRUCTIONS FOR FUTURE REFERENCE

Your Wireless Speaker has an internal rechargeable battery. Improper usage may result in the Wireless Speaker becoming hot, ignite or burst and cause injury if exposed to conditions of abuse. Be sure to follow the safety warnings listed below:

- Do not disassemble, throw away or damage the Wireless Speaker.
- Store the Wireless Speaker in a dry place, keeping it away from damp corrosive materials and environments such as salt air.
- Keep the Wireless Speaker away from direct sunlight, fire and high voltage equipment. Do not store the Wireless Speaker inside a car during hot weather. Remember a closed car acts as a green house allowing the inside temperature to possibly reach over 200F.
- The Wireless Speaker is not a toy. Please keep it out of the reach of young children.

Please do not discard this rechargeable device as trash. Consult your local waste collection agency for proper disposal or recycling methods. You may also contact "Call2Recycle" at 877-273-2925 or online at "call2recycle.org" for a battery recycling drop off location near you.



#### Charging the battery

This device has an internal, rechargeable battery.

- Plug the charger cable into the Speaker.
- Connect the charger to a USB power source. The red indicator light will display during charging. If charging does not start, disconnect the charger plug it in again, and retry. Charging the battery fully may take up to 3 hours.
- When the battery is fully charged, the red indicator light will turn off. Disconnect the charger from the USB power source and the Speaker. The fully charged battery has power for up to 4-5 hours of music time or up to 240 hours of standby time. However, the talk and standby times may vary when used with different devices, settings, and environments.