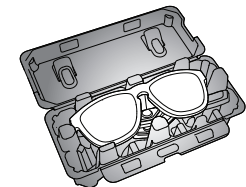
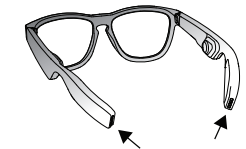


ZUNGLE MANUAL

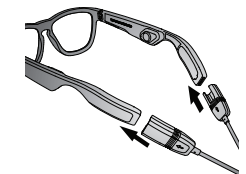
1 Take out the Product.



2 Check out the charging ports at the end of BOTH legs.



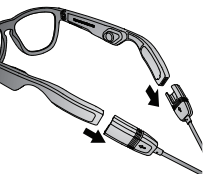
3 Connect BOTH charging ports to charging cables before use.



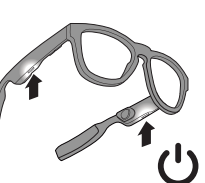
4 Charge the Product for 1 Hour RED light indicates Low battery, CYAN light indicates Full battery.



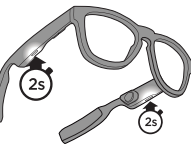
5 As the CYAN lights appear on BOTH legs, disconnect the charging cables.



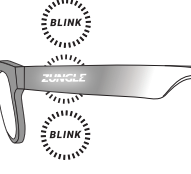
6 Find Power Buttons on the bottom of BOTH legs.



7 Hold the BOTH of the Power Buttons simultaneously for 2 sec to turn on the Product.




8 After the power is on, the CYAN lights blink on BOTH legs and the Bluetooth pairing begins.



9 Find "got ZUNGLE?" on your smart device and pair it.



10 Wear the Beats.



11 Enjoy your outdoor activity with ZUNGLE.

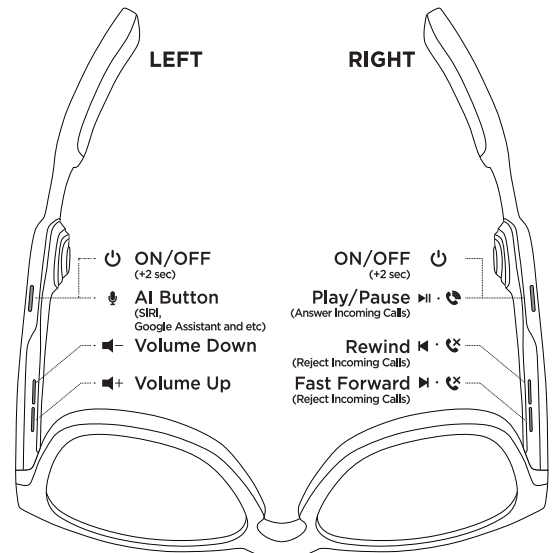


12 Use AI and ask your whereabouts.



BUTTON CONTROL INSTRUCTION

- * How to TURN ON: Hold the BOTH of ⏻ (LEFT & RIGHT) simultaneously for 2 sec.
- * How to TURN OFF: Hold ANY of ⏻ (LEFT or RIGHT) for 2 sec.



TROUBLESHOOTING

- * **NOTE: PLEASE TURN OFF AND TURN ON THE PRODUCT BEFORE FOLLOWING THE STEPS BELOW.**
- * **NOTE: IF BELOW STEPS DO NOT WORK, PLEASE CONTACT OUR SUPPORT TEAM.**

- ### 1. IF YELLOW LIGHTS BLINK ON BOTH LEGS (LEFT & RIGHT)
- 1) Turn off and turn on the Product again to restart.
 - 2) Once it is paired, the yellow lights will disappear.
- ### 2. IF YELLOW LIGHT BLINKS ON ONLY ONE LEG (LEFT or RIGHT)
- 1) Turn on the other leg. Make sure BOTH legs are powered on.
 - 2) Once it is paired, the yellow lights will disappear.

LENS REPLACING INSTRUCTIONS

- * **NOTE: PLEASE VISIT OUR YOUTUBE CHANNEL FOR MORE DETAILED INSTRUCTIONS.**
- * **NOTE: THE CORNER OF THE LENS WITH ACUTE/SHARP ANGLE IS TOWARD THE CENTER OF THE GLASSES.**
- * **NOTE: TOO MUCH FORCE MAY DAMAGE THE PRODUCT. PLEASE BE CAREFUL.**

* WARNING!

To replace lenses, the size of the lenses must be identical to the default lenses of the Product(s). Failure to comply may damage the Product(s). Determine the right lens and the left lens. Failure to do so may damage the Product(s). (See the diagram below)



1. TO REMOVE LENSES

- 1) Gently hold the frame with your fingers on outside, and your thumbs on inside of the lens.
- 2) Gently press the lens outward while holding the frame with your fingers.

2. TO INSERT LENSES

- 1) Insert the lens from the inside of the frame.
- 2) Place the upper nose side edge of the lens into the upper nose side groove of the frame, and gently press on the center of the lens.
- 3) Continue pressing around the edge of the lens until the lens is completely inserted.



WARNING

SAFETY GUIDELINES
Please read the Safety Guidelines below prior to using the Product(s). Failure to follow (or violating) these instructions may be dangerous, and shall void ZUNGLE Warranty.

* WARNING!

- #### 1. PRODUCT(S) STORAGE AND MAINTENANCE GUIDELINES
- Please read the Product(s) storage and maintenance guidelines carefully. The Product(s) may present a risk of fire, chemical burn, or explosion if mistreated.

1-1. DAMAGE

- 1) DO NOT impact the Product(s). This may cause damage to the Product(s) that could result in malfunctioning. Such examples include, but are not limited to:
- 2) DO NOT scratch or stab the Product(s) with sharp objects.
- 3) DO NOT drop the Product(s).
- 4) DO NOT apply unusual stress to the product(s).

1-2. REPLACEMENT/MODIFICATION

- 1) DO NOT attempt to replace or modify the Product(s). This may cause short circuits that could result in a fire, or electric shock. Such examples include, but are not limited to:
- 2) DO NOT attempt to replace the built-in-battery.
- 3) DO NOT attempt to repair/disassemble the Product(s).

1-3. MOISTURE/TEMPERATURE

- 1) DO NOT expose the Product(s) under extreme conditions. Such examples include, but are not limited to: Keep the Product(s) between 0°C - 45°C (32°F - 113°F). The Product(s) may not work temporarily in hot or cold environment even when the battery is fully charged. Keep the Product(s) away from extreme heat such as, microwave, stove, etc.
- 2) DO NOT keep the Product(s) under direct sunlight.
- 3) DO NOT keep the Product(s) in motor vehicles or enclosed areas under extreme temperatures.
- 4) DO NOT keep/use/submerge the Product(s) in water. Such examples include, but are not limited to:
- 5) Keep the Product(s) away from rain, moisture, or other liquid. The Product(s) are sweat resistant, but are not waterproof.
- 6) DO NOT keep or use the Product(s) in humid areas.
- 7) DO NOT keep or use the Products(s) while swimming or taking a shower.

1-4. BATTERY/CHARGING

- 1) The Product(s) must be charged with the provided charging cable.
- 2) The Product(s) must be charged under supervision.
- 3) If the Product(s) are left unused for a long period, please recharge fully before using the Product(s) again
- 4) DO NOT charge the Product(s) IMMEDIATELY after physical activities. Sweat inside the charging port may cause circuits burning while charging. Keep the charging port dry before connecting to the charger.
- 5) DO NOT touch the Product(s) with wet hands while charging.

1-5. GENERAL

- 1) Clean the Product(s) only with a soft dry cloth.
 - 2) Dispose the Product(s) according to local standards and regulations.
 - 3) Keep the Product(s) out of reach from children/pets. The Product(s) contain the parts that may be hazardous to children/pets.
- ### 2. PRODUCT(S) USAGE GUIDELINES
- Please read the Product(s) usage guidelines carefully. Inappropriate usage of the Product(s) may cause personal injury or damage to the Product(s).

2-1. ATTENTION

- 1) Usage of the Product(s) will impair your ability to fully hear, or see. Be cautious while engaging in any activity that requires your full attention. Such examples include, but are not limited to:
- 2) DO NOT wear while driving if the Usage of colored lenses at night may be inappropriate.
- 3) Product(s) impair peripheral vision.

2-2. HEALTH

- 1) DO NOT use sharpened/destroyed/damaged parts or the Product(s) as it may present a danger. Please contact ZUNGLE for support. Listening with the Product(s) at high volume may affect your hearing, which may result in permanent damage to your hearing without any noticeable discomfort.
- 2) DO NOT use the Product(s) for direct viewing of the sun or for protection against artificial light sources as it may affect your vision.

3) If you experience discomfort, headache, dizziness, or ringing in your ears, IMMEDIATELY discontinue using the Product(s).

- 4) Under any medical conditions, please consult your doctor prior to usage. Such examples include, but are not limited to:
- 5) Patients with any electrical medical devices such as pacemaker and hearing aid.
- 6) Patients with cupulolithiasis.

2-3. GENERAL

- 1) If the Product(s) overheats, IMMEDIATELY discontinue using the Product(s).
- 2) DO NOT use The Product(s) for protective purpose. The Product(s) are not designed to protect wear from all injury in the event of impact with hard objects. Such examples include, but are not limited to:
- 3) DO NOT use the Product(s) to protect eyes.
- 4) DO NOT use the Product(s) for industrial protection equipment.
- 5) DO NOT use the Product(s) improperly other than its original purpose. Such examples include, but are not limited to:
- 6) DO NOT poke eyes, ears, or nose with the Product(s).
- 7) DO NOT put the Product(s) in mouth.
- 8) The Product(s) are not intended for any use as industrial equipment.
- 9) Observe all signs and instructions that require an electrical device or RF radio product to be switched off in designated areas such as hospitals, explosive atmospheres, or airplanes.
- 10) DO NOT let children/pets to use the Product(s). The Product(s) contain the parts that may be hazardous to children/pets.

VISIT OUR CHANNEL



CERTIFICATION

This device complies with part 15 of the FCC Rules. Operation is subject to the following two conditions:
(1) This device may not cause harmful interference, and (2) This device must accept any interference received, including interference that may cause undesired operation.

CAUTION: Changes or modifications not expressly approved by the party responsible for compliance could void the user's authority to operate the equipment

This equipment complies with FCC RF exposure requirements set forth in an uncontrolled environment and can be used without any restriction

Manufacture info.
Zungle Inc.
7F, 22, World cup buk-ro,
Mapo-gu, Seoul, Korea

제품명 : ZUNGLE VIPER 모델명 : ZGL001-VW
정격전압 : 3.7V 제조업체명 : Zungleinc
제조국 : 중국 전화 : 02-557-1377
주소 : 서울시 마포구 월드컵북로 22 영준빌딩 7F
인증년월 : 2018년 07월
등록번호 : R-CRM-ZG4-ZGL001

RF Spec
Frequency Range : 2.402GHz ~ 2.480GHz
Output Power : 1dBm ± 1dB
Bluetooth Version : 5.0



FCC ID: 2ALQ4ZGL001
Serial No. 00226264-FC-0000