





<b>EMC TEST REPORT</b> Title 47 CFR Part 15B, ISED ICES-003 Issue 7	
<b>Report Reference No</b>	G0M-2106-9856-EF0215B-V01
<b>Testing Laboratory</b>	Eurofins Product Service GmbH
Address	Storkower Str. 38c 15526 Reichenwalde Germany
Accreditation	    <p>                         A2LA - Registration number: 1983.01 (ISED)                          ISED wireless device testing laboratory: CN 3470A                          DAkKS - Registration number : D-PL-12092-01-04 (FCC)                          FCC Filed Test Laboratory, Reg.-No.: 96970                     </p>
<b>Applicant</b>	ANDREAS STIHL AG & Co. KG
Address	Andreas-Stihl-Straße 4 71336 Waiblingen GERMANY
<b>Test Specification Standard(s)</b>	Title 47 CFR Part 15 Subpart B ISED ICES-003 Issue 7 ANSI C63.4:2014+A1:2017
Non-Standard Test Method	None
<b>Equipment under Test (EUT):</b>	
Product Description	Battery pack 4850 with Bluetooth-Modul
Model(s)	AP 300 S
Additional Model(s)	None
Brand Name(s)	Andreas Stihl AG & Co. KG
Hardware Version(s)	HW 00.04
Software Version(s)	SW 00.92
FCC-ID	ALP8AP2
IC	23431-AP2
<b>Test Result</b>	<b>PASSED</b>

Possible test case verdicts:		
required by standard but not tested	N/T	
not required by standard	N/R	
required by standard but not appl. to test object	N/A	
test object does meet the requirement	P(PASS)	
test object does not meet the requirement	F(FAIL)	
Testing:		
Date of receipt of test item	2021-10-25	
Report:		
Compiled by	Matthias Handrik	
Tested by (+ signature) (Responsible for Test)	Matthias Handrik	
Approved by (+ signature) (EMC Test Technician)	Andreas Pflug	
Date of Issue	2022-03-21	
Total number of pages	45	
General Remarks:		
<p>The test results presented in this report relate only to the object tested.</p> <p>The results contained in this report reflect the results for this particular model and serial number. It is the responsibility of the manufacturer to ensure that all production models meet the intent of the requirements detailed within this report.</p> <p>This report shall not be reproduced, except in full, without the written approval of the Issuing testing laboratory.</p>		
Additional Comments:		

**ABBREVIATIONS AND ACRONYMS**

Acronyms	
Acronym	Description
EUT	Equipment Under Test
FCC	Federal Communications Commission
ISED	Innovation, Science and Economic Development Canada
T <sub>NOM</sub>	Nominal operating temperature
V <sub>NOM</sub>	Nominal supply voltage

## VERSION HISTORY

Version History			
Version	Issue Date	Remarks	Revised By
01	2022-03-21	Initial Release	-

**REPORT INDEX**

<b>1</b>	<b>Equipment (Test Item) Under Test.....</b>	<b>6</b>
1.1	Equipment Ports.....	7
1.2	Equipment Photos – Internal (provide by customer).....	8
1.3	Equipment Photos - External.....	9
1.4	Support Equipment.....	14
1.5	Operational Modes.....	15
1.6	EUT Configuration.....	15
1.7	Sample emission level calculation.....	16
<b>2</b>	<b>Result Summary.....</b>	<b>17</b>
2.1	Test Conditions and Results - Radiated emissions acc. to ANSI C63.4.....	18
2.2	Test Conditions and Results - Conducted emissions acc. to ANSI C63.4.....	38
<b>3</b>	<b>Measurement Uncertainty .....</b>	<b>45</b>


## 1 Equipment (Test Item) Under Test

Description	Battery pack 4850 with Bluetooth-Modul	
Intended Use	EUT is a Lithium-Ionen-Battery pack, used for different STIHL Battery-powered devices. Four LED show the charge status of the battery. Bluetooth-Module operates in advertisement mode.	
Model	AP 300 S	
Additional Model(s)	None	
Brand Name(s)	Andreas Stihl AG & Co. KG	
Serial Number(s)	4850 967 1871 A (Prototype)	
Sample ID	36789	
Hardware Version(s)	HW 00.04	
Software Version(s)	SW 00.92	
EUT Dimensions [cm]	16 x 11.5 x 7	
FCC-ID	ALP8AP2	
IC	23431-AP2	
Class	Class B	
Equipment type	Table top	
Highest internal frequency [MHz]	32 MHz clock; 2480 MHz Bluetooth	
Protective Earth	No	
Radio Module	Type	Bluetooth Low Energy
	Model	Unspecified
	Manufacturer	Unspecified
	FCC-ID	Unspecified
	IC	Unspecified
Supply Voltage	$V_{NOM}$	36V DC rechargeable Lithium battery
AC/DC-Adaptor	Model	STIHL AL 300 (4850-430-5502)
	Vendor	Andreas STIHL AG & Co. KG
	Input	120V AC / 60Hz
	Output	25.6-36V DC
Manufacturer	ANDREAS STIHL AG & Co. KG Andreas-Stihl-Straße 4 71336 Waiblingen GERMANY	

## 1.1 Equipment Ports


Name	Type	Attributes	Comment
None			
Description:			
AC	AC mains power input/output port		
DC	DC power input/output port		
BAT	DC power input port connected to external battery		
IO	Input/Output port		
TP	Telecommunication port		
NE	Non-electrical port		

1.2 Equipment Photos – Internal (provide by customer)






### 1.3 Equipment Photos - External



EUT TOP



EUT BOTTOM





EUT FRONT



EUT BACK



EUT Label





#### 1.4 Support Equipment

Product Type	Device	Manufacturer	Model	Comment
AE	Smartphone	Apple	iPhone SE	Customer support equipment
AE	Software application	ANDREAS STIHL AG & Co. KG	SC2A TestApp	Customer support equipment
AE	Leaf blower	ANDREAS STIHL AG & Co. KG	-	Customer support equipment
AE	AC/DC adaptor	ANDREAS STIHL AG & Co. KG	STIHL AL300 4850-430-5502	Customer support equipment (L1-N)
Description:				
AE	Auxiliary Equipment			
SIM	Simulator			
MON	Monitoring Equipment			
CBL	Connecting Cable			
Comment:				

### 1.5 Operational Modes

Mode #	Description
1	EUT powered the leaf blower (stage one). Bluetooth Low Energy Advertisement connection to Smartphone.
2	EUT charging, Bluetooth Low Energy Advertisement connection to Smartphone.
Comment:	

### 1.6 EUT Configuration

Configuration #	Description
1	 <p>EUT [1] assembled to leaf blower [2]. Smartphone [3] with Software application shows status of battery: Runtime; FW version; Serial Number; ... .</p>
2	 <p>EUT [1] placed in charger [2]. Charger powered with 120V AC / 60Hz [3]. Smartphone [4] with Software application shows status of battery: Charging Level; FW version; Serial Number; ... .</p>
Comment:	

### 1.7 Sample emission level calculation

The following is a description of terms and a sample calculation, as appears in the radiated emissions data table. The numbers used in the calculation are for example only. There is no direct correlation to the specific data taken for the product described in this document:

Reading:

This is the reading obtained on the spectrum analyser in dBµV. Any external preamplifiers used are taken into account through internal analyser settings.

A.F.:

This is the antenna factor for the receiving antenna. It is a conversion factor, which converts electric fields strengths to voltages, which can be measured directly on the spectrum analyser. It is treated as a loss in dB. Cable losses have been included with the A.F. to simplify the calculations. The antenna factor is used in calculations as follows:

$$\text{Reading on Analyser (dB}\mu\text{V)} + \text{A.F. (dB/m)} = \text{Net field strength (dB}\mu\text{V/m)}$$

Net:

This is the net field strength measurement (as shown above).

Limit:

This is the FCC Class B radiated emission limit (in units of dBµV/m). The FCC limits are given in units of µV/m. The following formula is used to convert the units of µV/m to dBµV/m:

$$\text{Limit (dB}\mu\text{V/m)} = 20 \cdot \log(\mu\text{V/m})$$

Margin:

This is the margin of compliance below the FCC limit. The units are given in dB. A negative margin indicates the emission was below the limit. A positive margin indicates that the emission exceeds the limit.

Example only:

Reading + AF	= Net Reading	:	Net reading - FCC limit	= Margin
+21.5 dBµV + 26 dB/m	= 47.5 dBµV/m	:	47.5 dBµV/m - 57.0 dBµV/m	= -9.5 dB



## 2 Result Summary

Title 47 CFR Part 15B, ISED ICES-003 Issue 7				
Reference	Requirement	Reference Method	Result	Remarks
Emission				
FCC 15.109 ICES-003, 3.2.2	Radiated emissions	ANSI C63.4:2014 +A1:2017	PASS	-
FCC 15.107 ICES-003, 3.2.1	AC power line conducted emissions	ANSI C63.4:2014 +A1:2017	PASS	-
Comment:				

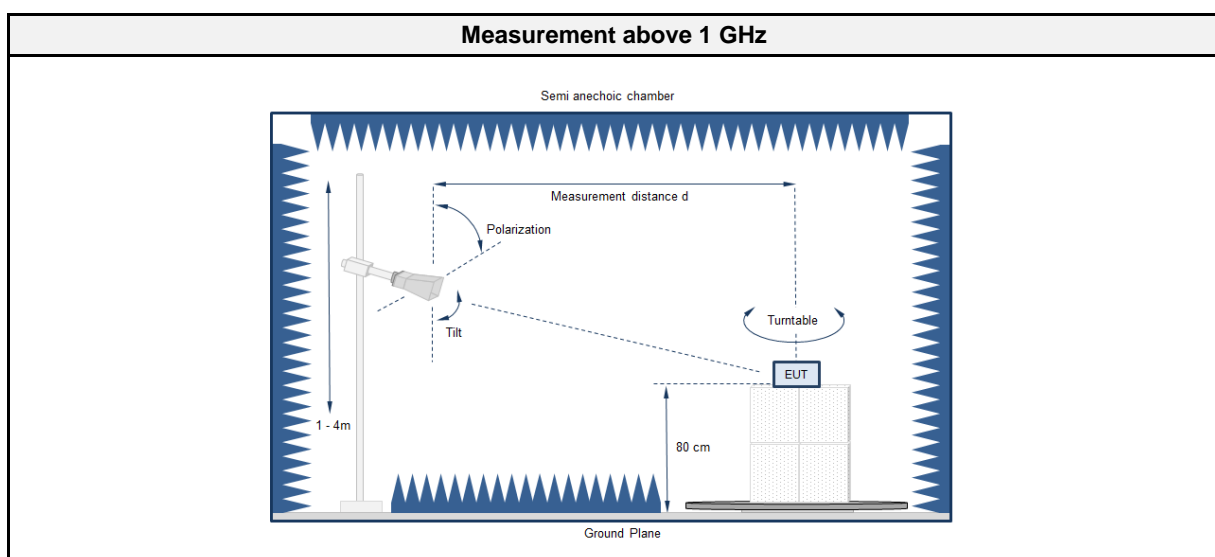
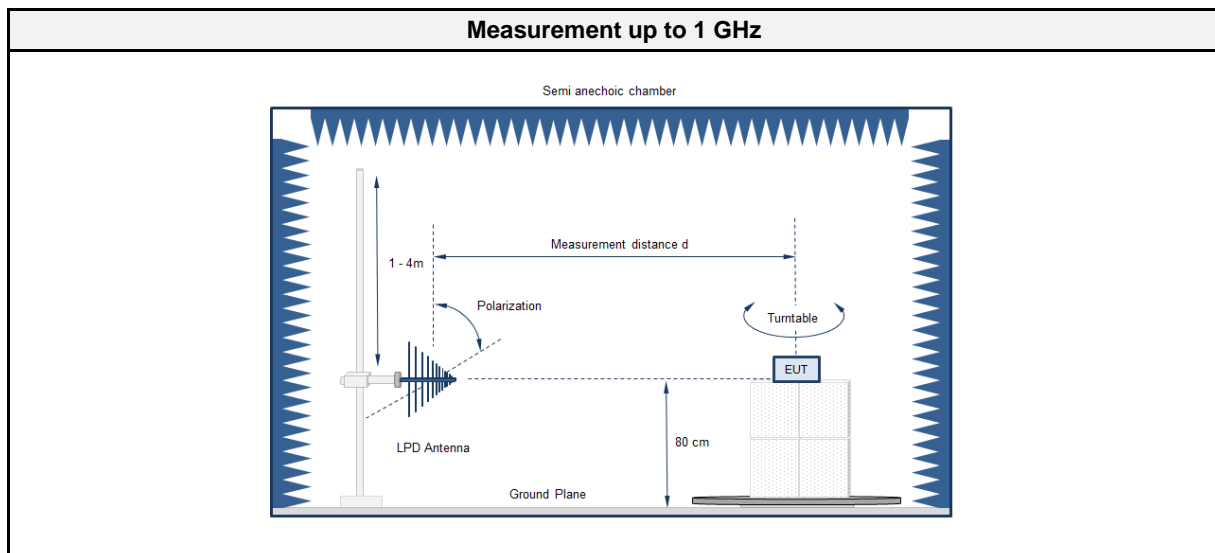
Possible Test Case Verdicts	
PASS	Test object does meet the requirements
FAIL	Test object does not meet the requirements
N/T	Required by standard but not tested
N/R	Not required by standard for the test object

## 2.1 Test Conditions and Results - Radiated emissions acc. to ANSI C63.4

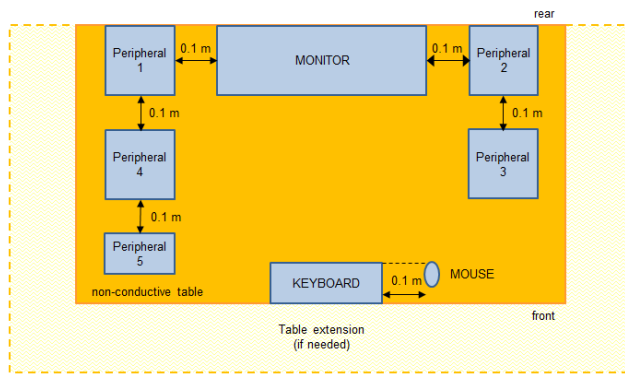
### 2.1.1 Information

Test Information	
Reference	FCC 15.109, ICES-003, 3.2.2
Reference method	ANSI C63.4:2014+A1:2017 Section 8
Equipment class	Class B
Equipment type	Table top
Highest internal frequency [MHz]	2480
Measurement range	30 MHz to 13000 MHz
Temperature [°C]	21 ±3
Humidity [%]	31 ±3
Operator	Matthias Handrik
Date	2022-02-11 – 2022-02-15

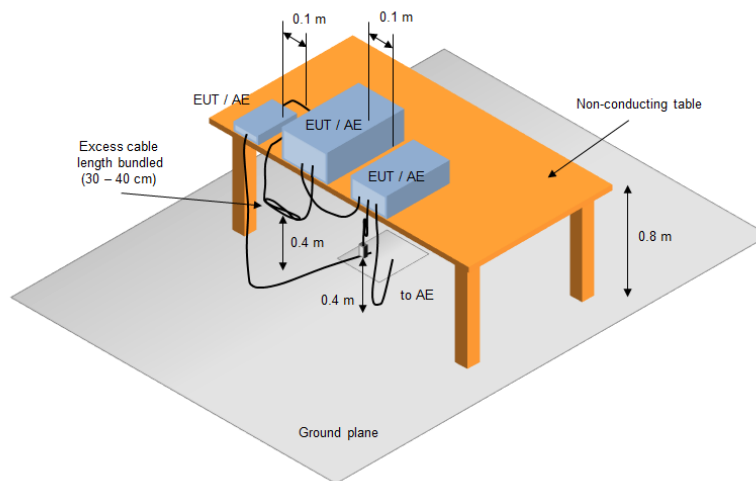
### 2.1.2 Setup



### Equipment placement - Table top



### Test Setup



## 2.1.3 Equipment

Test Software			
Description	Manufacturer	Name	Version
EMC Software	DARE Instruments	Radimation	2020.1.8

Test Equipment					
Description	Manufacturer	Model	Identifier	Cal. Date	Cal. Due
Anechoic chamber (NSA)	Frankonia	AC1	EF00062	2021-02	2024-02
Anechoic chamber (SVSWR)	Frankonia	AC 1	EF01011	2019-06	2022-06
Programmable AC Source	Chroma ATE Inc.	61604	EF01068	2021-07	2022-07
EMI Test Receiver	Keysight	N9038A-526/WXP	EF01070	2021-07	2022-07
Biconical Antenna	R&S	HK 116	EF00030	2021-05	2024-05
LPD Antenna	R&S	HL 223	EF00187	2019-05	2022-05
Horn Antenna	Schwarzbeck	BBHA9120D	EF00018	2019-10	2022-10
Notch filter	Wainwright Instruments GmbH	WRCT 24000/2497-80-20SS	EF00098	verification	verification
Climatic Sensor	Embedded Data Systems, LLC.	2800100000254 17E	EF01054	2021-03	2022-03

2.1.4 Procedure

<b>Exploratory measurement</b>	
1.	The EUT was placed on a non-conductive table at a height of 0.8m.
2.	The EUT and support equipment, if needed, were set up to simulate typical usage.
3.	Cables, of type and length specified by the manufacturer, were connected to at least one port of each type and were terminated by a device or simulating load of actual usage.
4.	The antenna was placed at a distance of 3 or 10 m.
5.	The received signal was monitored at the measurement receiver.
6.	This procedure has to be performed in both antenna polarizations, horizontal and vertical.
7.	The arrangement of the equipment with the maximum emission level is shown on the setup picture at item 2.1.2

<b>Final measurement</b>	
1.	The EUT was placed on a 0.8 m non-conductive table at a 3 m distance from the receive antenna. The antenna output was connected to the measurement receiver.
2.	A biconical antenna was used for the frequency range 30 – 200 MHz, a logarithmic periodical antenna was used for the frequency range from 200 – 1000 MHz. Above one 1 GHz a Double Ridged Broadband Horn antenna was used. The antenna was placed on an adjustable height antenna mast.
3.	The EUT and cable arrangement were based on the exploratory measurement results.
4.	Emissions were maximized at each frequency by rotating the EUT and adjusting the receive antenna height and polarization. The maximum values were recorded.
5.	The test data of the worst-case conditions were recorded and shown on the next pages.



2.1.5 Limits

<b>Class B @ 3 m</b>		
Frequency [MHz]	Detector	Limit [dBµV/m]
30 - 88	Quasi-peak	40
88 - 216	Quasi-peak	43.5
216 - 960	Quasi-peak	46
960 - 1000	Quasi-peak	54
> 1000	Peak Average	74 54


2.1.6 Results

<b>Test Results</b>			
Operational mode	EUT Configuration	Verdict	Remark
1	1	PASS	-
2	2	PASS	-


2.1.7 Setup Photos



**Test setup EUT Configuration 1: 200-1000MHz**




**Test setup EUT Configuration 1: 1000-13000MHz**



**Test setup EUT Configuration 2**




**Test setup EUT Configuration 2: 30-200MHz**






**Test setup EUT Configuration 2: 200-1000MHz**



**Test setup EUT Configuration 2: 1000-13000MHz**



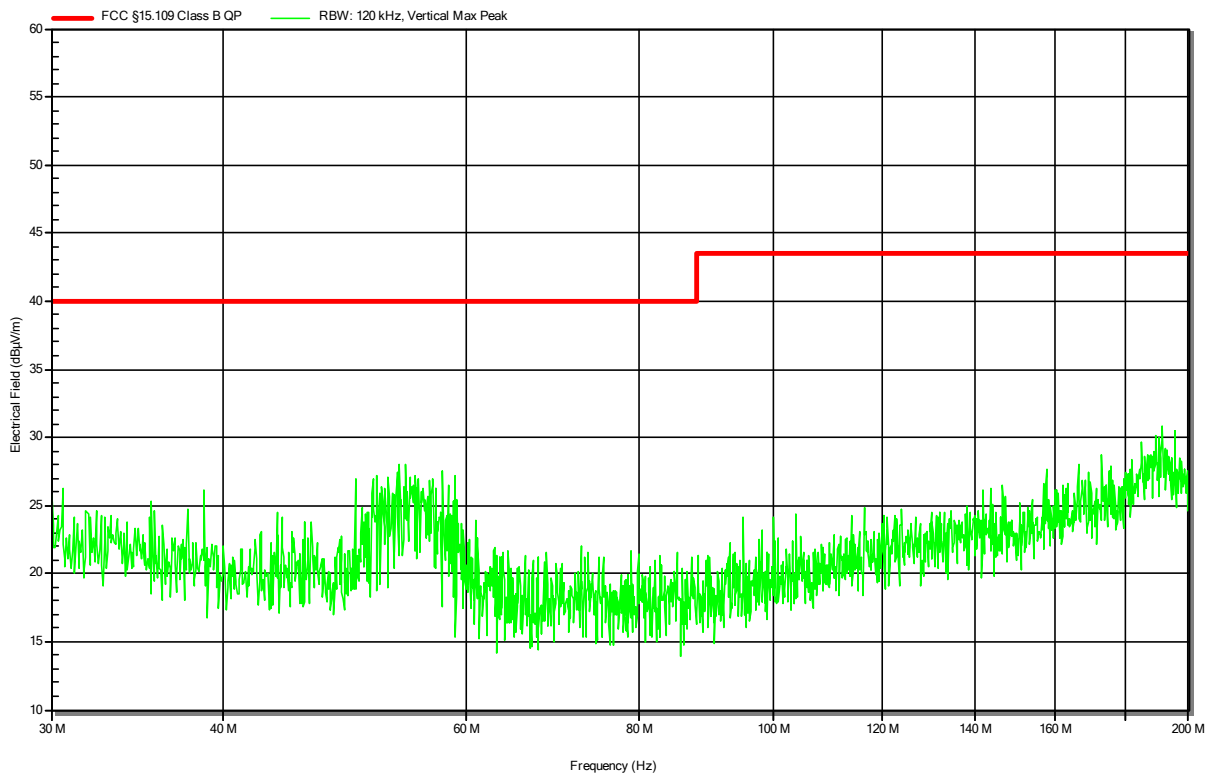
2.1.8 Records

**Radiated emissions according to FCC part 15B**

Project Number: G0M-2106-9856  
 Applicant: ANDREAS STIHL AG & Co. KG  
 Model Description: Battery pack 4850 with Bluetooth-Modul  
 Model: AP 300 S  
 Test Sample ID: 36789  
 Test Site: Eurofins Product Service GmbH  
 Operator: Mr. Handrik  
 Test Date: 2022-02-11  
 Operating Conditions: ambient temperature: 21 °Celsius  
 power input: 36V DC  
 Antenna: Rohde & Schwarz HK 116, Vertical  
 Measurement Distance: 3m  
 Operational Mode: 1  
 EUT Configuration: 1  
 Note 1:

Index 13

**RadiMation**

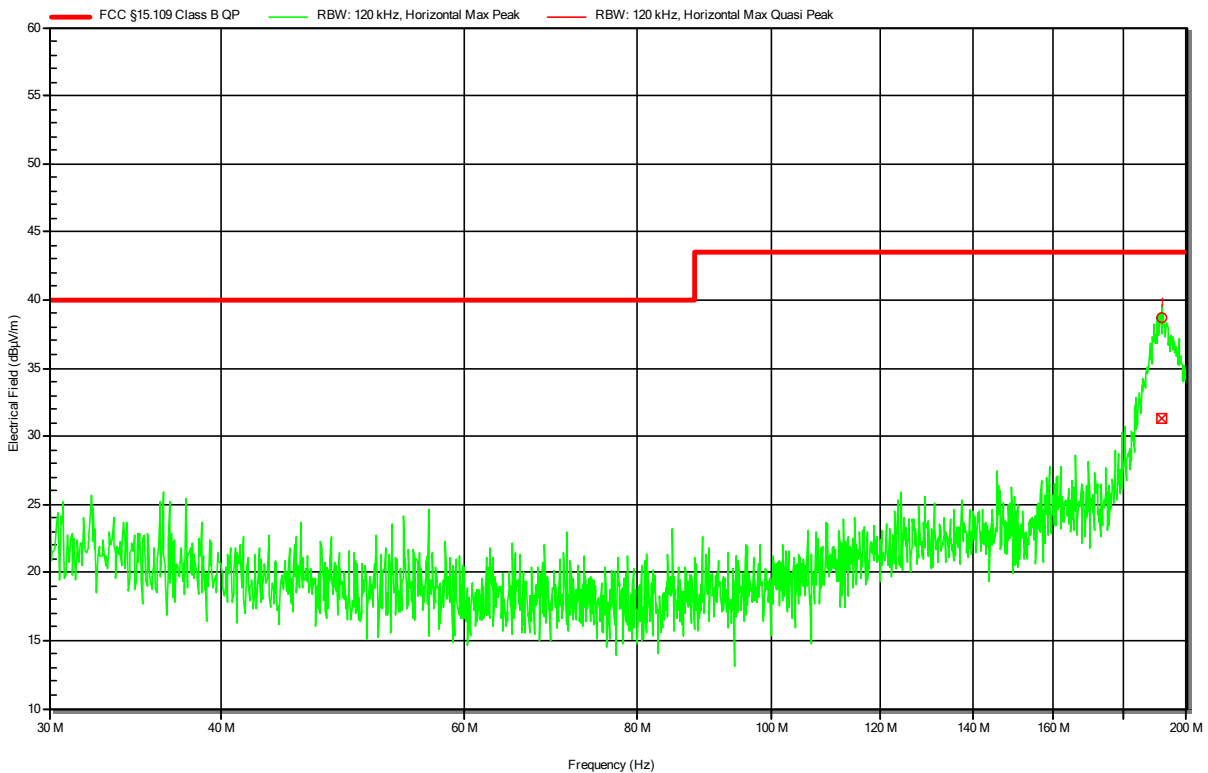


**Radiated emissions according to FCC part 15B**

Project Number: G0M-2106-9856  
 Applicant: ANDREAS STIHL AG & Co. KG  
 Model Description: Battery pack 4850 with Bluetooth-Modul  
 Model: AP 300 S  
 Test Sample ID: 36789  
 Test Site: Eurofins Product Service GmbH  
 Operator: Mr. Handrik  
 Test Date: 2022-02-11  
 Operating Conditions: ambient temperature: 21 °Celsius  
 power input: 36V DC  
 Antenna: Rohde & Schwarz HK 116, Horizontal  
 Measurement Distance: 3m  
 Operational Mode: 1  
 EUT Configuration: 1  
 Note 1:

Index 14

**RadiMation**

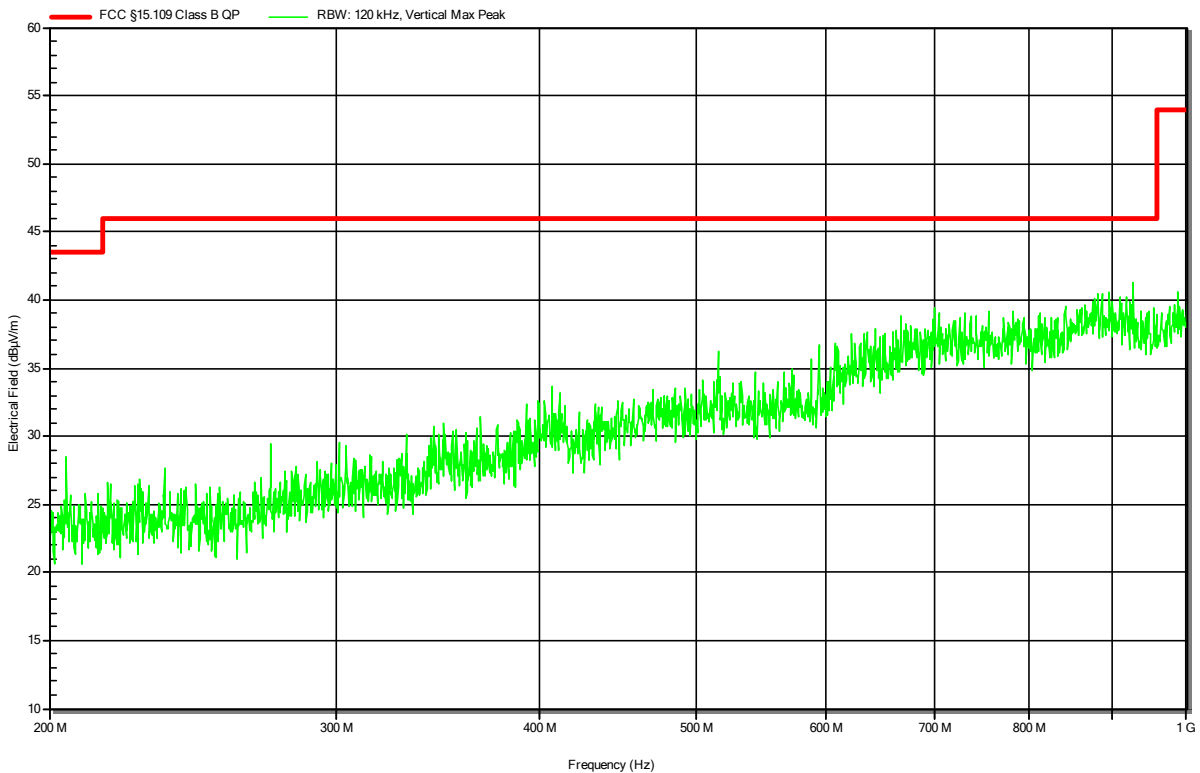


Peak Number	Frequency	Quasi-Peak	Quasi-Peak Limit	Quasi-Peak Difference	Quasi-Peak Status	Angle	Height
1	191.899 MHz	31.33 dBµV/m	43.52 dBµV/m	-12.19 dB	Pass	-95 degrees	1 m

**Radiated emissions according to FCC part 15B**

Project Number: G0M-2106-9856  
 Applicant: ANDREAS STIHL AG & Co. KG  
 Model Description: Battery pack 4850 with Bluetooth-Modul  
 Model: AP 300 S  
 Test Sample ID: 36789  
 Test Site: Eurofins Product Service GmbH  
 Operator: Mr. Handrik  
 Test Date: 2022-02-11  
 Operating Conditions: ambient temperature: 21 °Celsius  
 power input: 36V DC  
 Antenna: Rohde & Schwarz HL 223, Vertical  
 Measurement Distance: 3m  
 Operational Mode: 1  
 EUT Configuration: 1  
 Note 1:

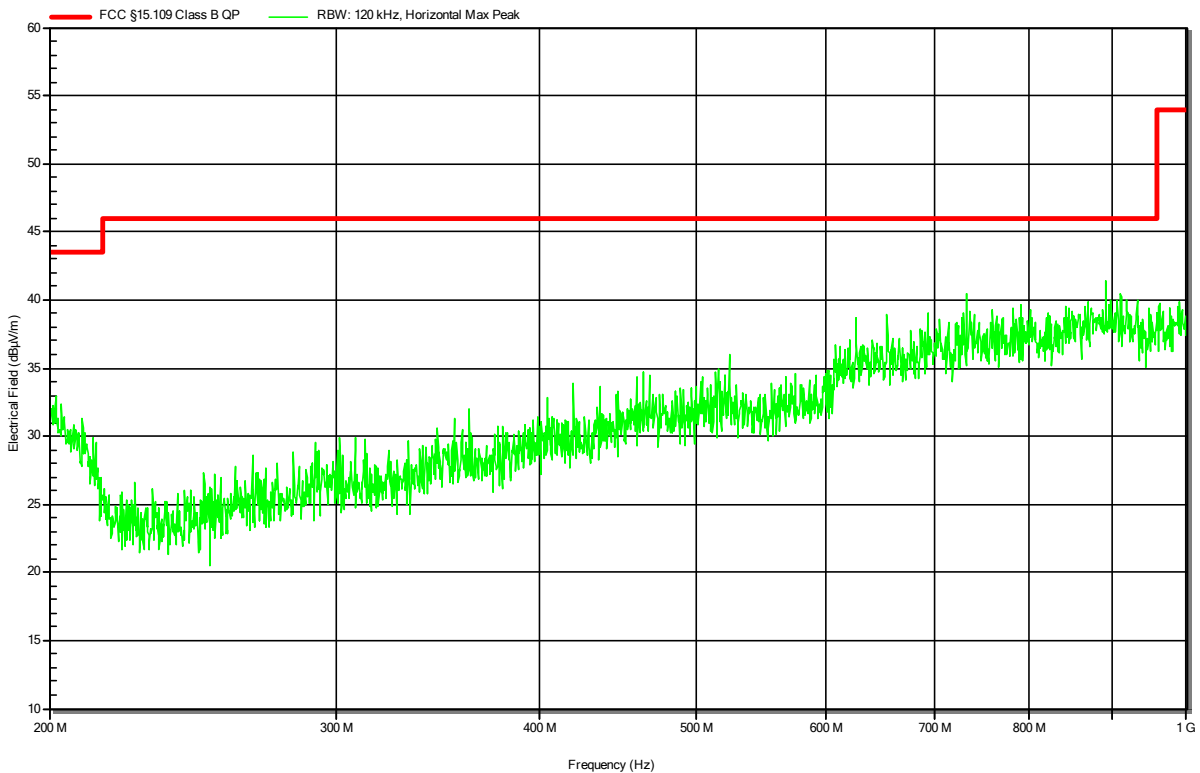
Index 15  
**RadiMation**



**Radiated emissions according to FCC part 15B**

Project Number: G0M-2106-9856  
 Applicant: ANDREAS STIHL AG & Co. KG  
 Model Description: Battery pack 4850 with Bluetooth-Modul  
 Model: AP 300 S  
 Test Sample ID: 36789  
 Test Site: Eurofins Product Service GmbH  
 Operator: Mr. Handrik  
 Test Date: 2022-02-11  
 Operating Conditions: ambient temperature: 21 °Celsius  
 power input: 36V DC  
 Antenna: Rohde & Schwarz HL 223, Horizontal  
 Measurement Distance: 3m  
 Operational Mode: 1  
 EUT Configuration: 1  
 Note 1:

Index 17  
**RadiMation**

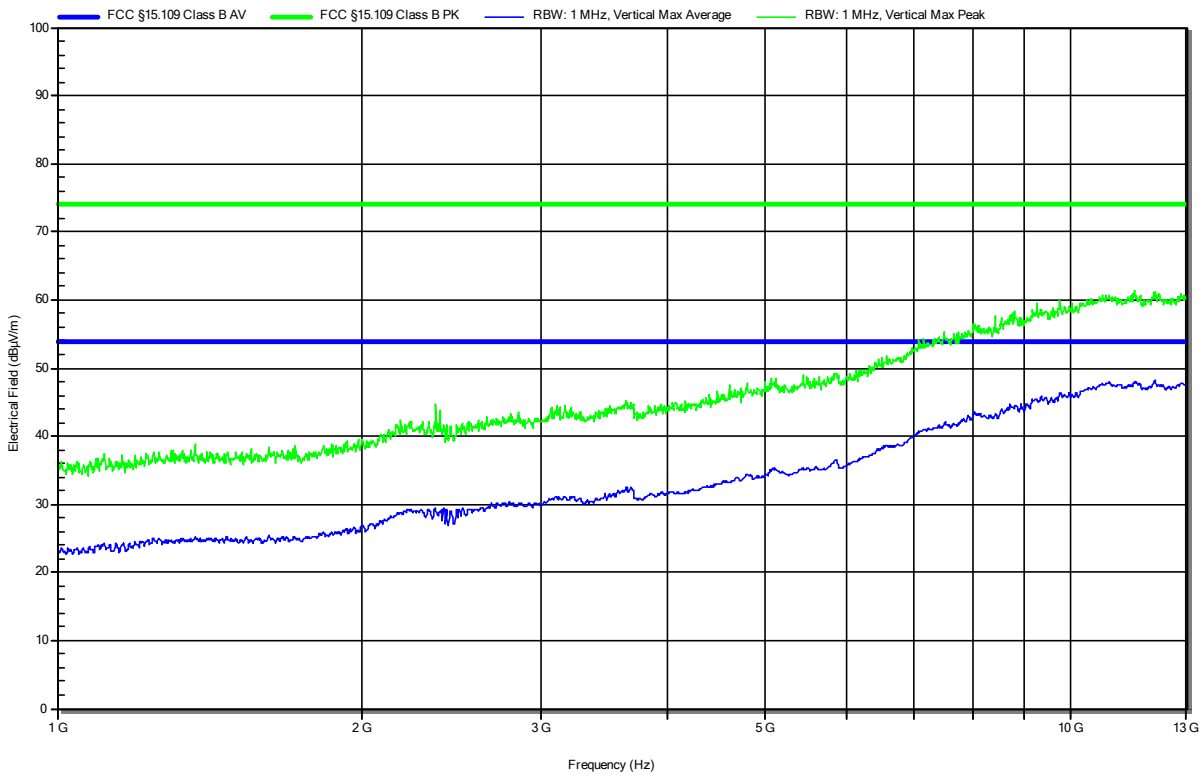


**Radiated emissions according to FCC part 15B**

Project Number: G0M-2106-9856  
 Applicant: ANDREAS STIHL AG & Co. KG  
 Model Description: Battery pack 4850 with Bluetooth-Modul  
 Model: AP 300 S  
 Test Sample ID: 36789  
 Test Site: Eurofins Product Service GmbH  
 Operator: Mr. Handrik  
 Test Date: 2022-02-11  
 Operating Conditions: ambient temperature: 21 °Celsius  
 power input: 36V DC  
 Antenna: Schwarzbeck BBHA 9120D, Vertical  
 Measurement Distance: 3m  
 Operational Mode: 1  
 EUT Configuration: 1  
 Note 1: 2.4GHz Notchfilter

Index 23

**RadiMation**

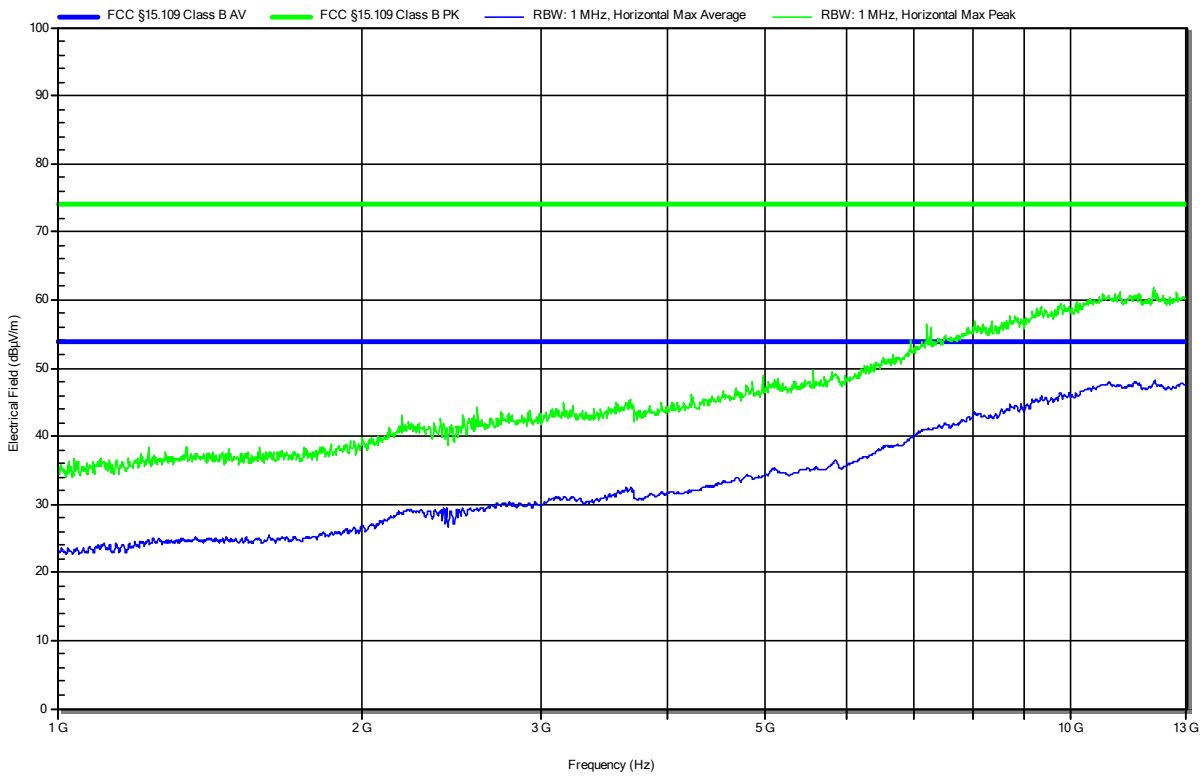


**Radiated emissions according to FCC part 15B**

Project Number: G0M-2106-9856  
 Applicant: ANDREAS STIHL AG & Co. KG  
 Model Description: Battery pack 4850 with Bluetooth-Modul  
 Model: AP 300 S  
 Test Sample ID: 36789  
 Test Site: Eurofins Product Service GmbH  
 Operator: Mr. Handrik  
 Test Date: 2022-02-11  
 Operating Conditions: ambient temperature: 21 °Celsius  
 power input: 36V DC  
 Antenna: Schwarzbeck BBHA 9120D, Horizontal  
 Measurement Distance: 3m  
 Operational Mode: 1  
 EUT Configuration: 1  
 Note 1: 2.4GHz Notchfilter

Index 24

**RadiMation**

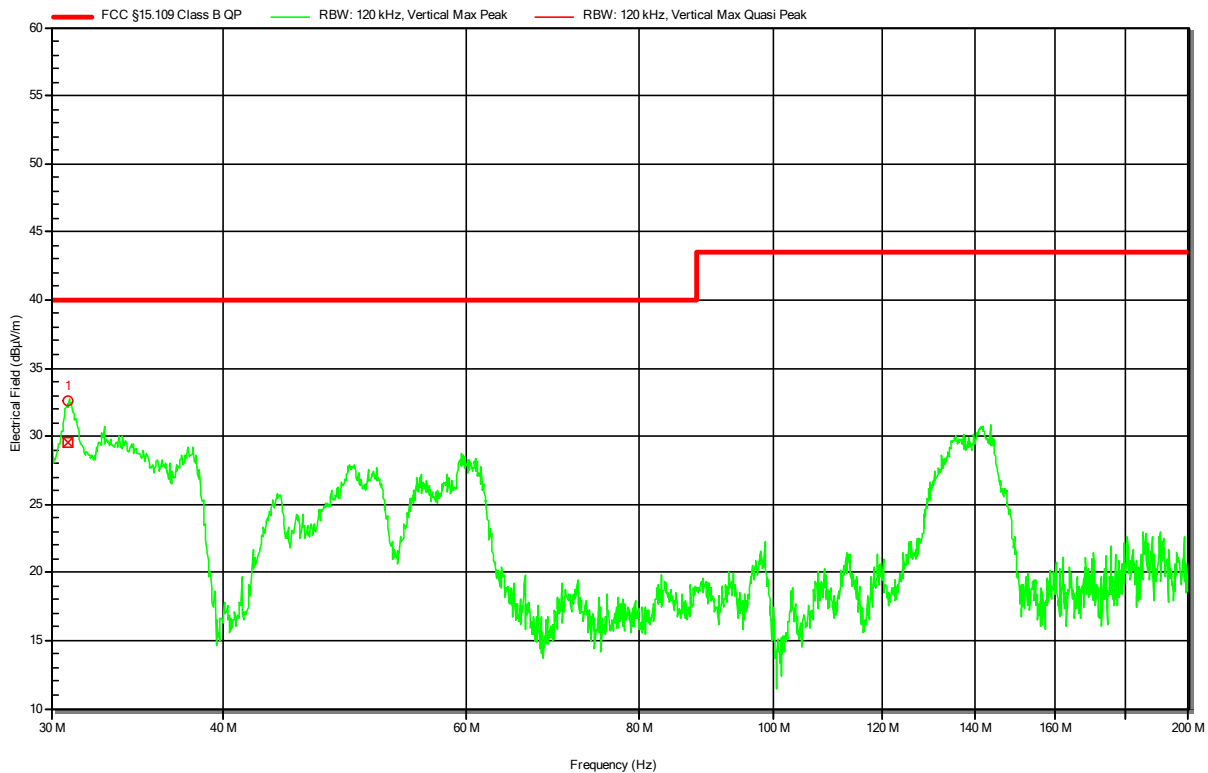


**Radiated emissions according to FCC part 15B**

Project Number: G0M-2106-9856  
 Applicant: ANDREAS STIHL AG & Co. KG  
 Model Description: Battery pack 4850 with Bluetooth-Modul  
 Model: AP 300 S  
 Test Sample ID: 36789  
 Test Site: Eurofins Product Service GmbH  
 Operator: Mr. Handrik  
 Test Date: 2022-02-15  
 Operating Conditions: ambient temperature: 21 °Celsius  
 power input: 120V AC / 60Hz  
 Antenna: Rohde & Schwarz HK 116, Vertical  
 Measurement Distance: 3m  
 Operational Mode: 2  
 EUT Configuration: 2  
 Note 1:

Index 50

**RadiMation**



Peak Number	Frequency	Quasi-Peak	Quasi-Peak Limit	Quasi-Peak Difference	Quasi-Peak Status	Angle	Height
1	30.882 MHz	29.6 dBµV/m	40 dBµV/m	-10.4 dB	Pass	0 degrees	1 m

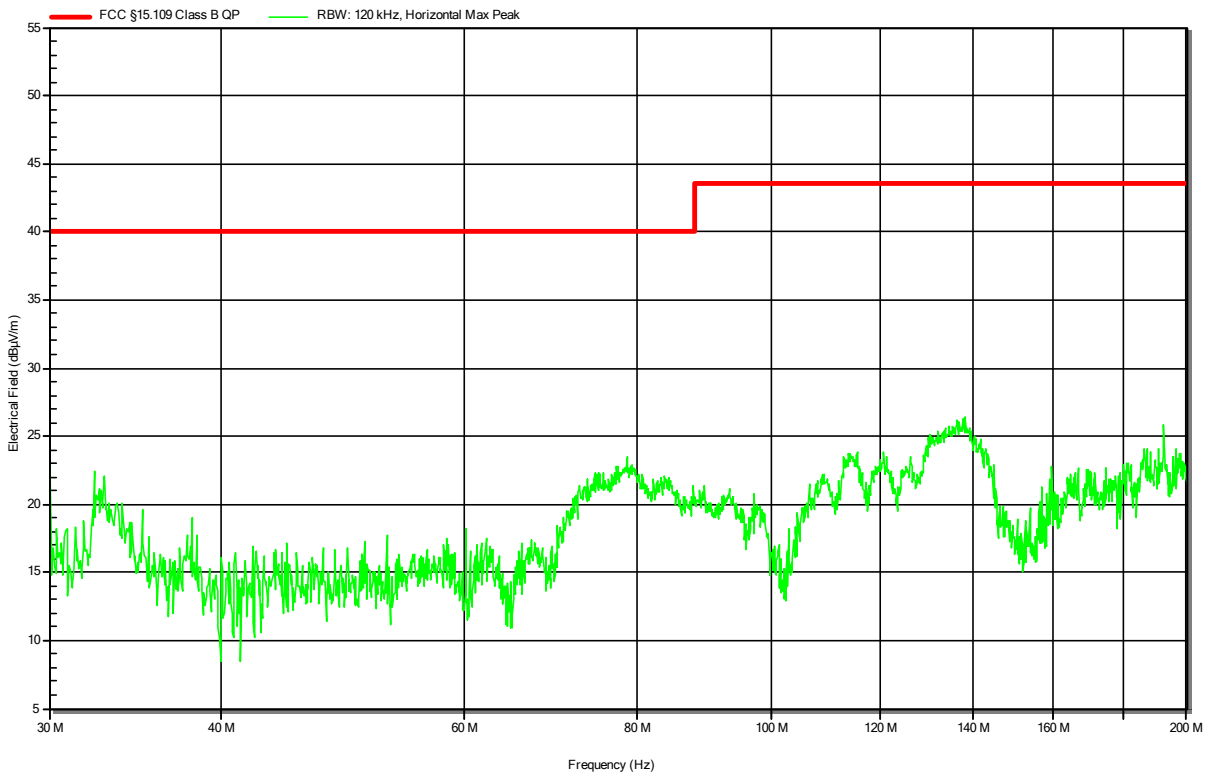


**Radiated emissions according to FCC part 15B**

Project Number: G0M-2106-9856  
 Applicant: ANDREAS STIHL AG & Co. KG  
 Model Description: Battery pack 4850 with Bluetooth-Modul  
 Model: AP 300 S  
 Test Sample ID: 36789  
 Test Site: Eurofins Product Service GmbH  
 Operator: Mr. Handrik  
 Test Date: 2022-02-15  
 Operating Conditions: ambient temperature: 21 °Celsius  
 power input: 120V AC / 60Hz  
 Antenna: Rohde & Schwarz HK 116, Horizontal  
 Measurement Distance: 3m  
 Operational Mode: 2  
 EUT Configuration: 2  
 Note 1:

Index 49

**RadiMation**

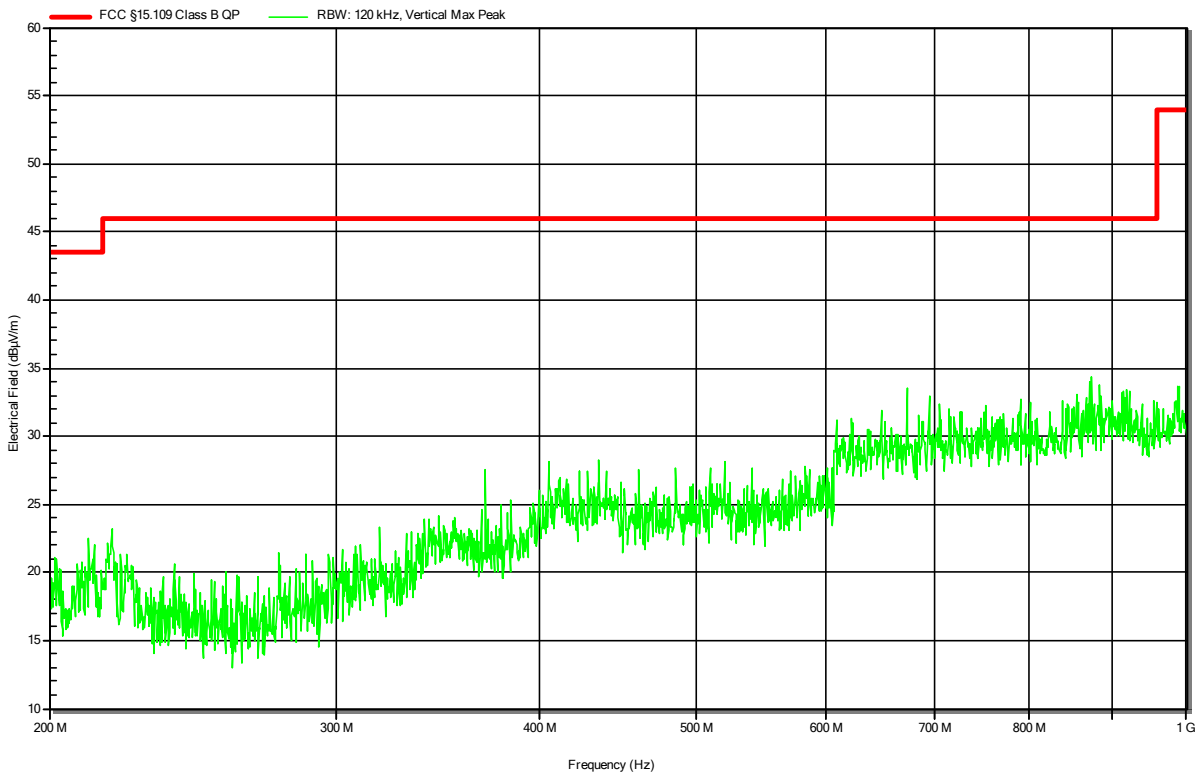


**Radiated emissions according to FCC part 15B**

Project Number: G0M-2106-9856  
 Applicant: ANDREAS STIHL AG & Co. KG  
 Model Description: Battery pack 4850 with Bluetooth-Modul  
 Model: AP 300 S  
 Test Sample ID: 36789  
 Test Site: Eurofins Product Service GmbH  
 Operator: Mr. Handrik  
 Test Date: 2022-02-11  
 Operating Conditions: ambient temperature: 21 °Celsius  
 power input: 120V AC / 60Hz  
 Antenna: Rohde & Schwarz HL 223, Vertical  
 Measurement Distance: 3m  
 Operational Mode: 2  
 EUT Configuration: 2  
 Note 1:

Index 44

**RadiMation**

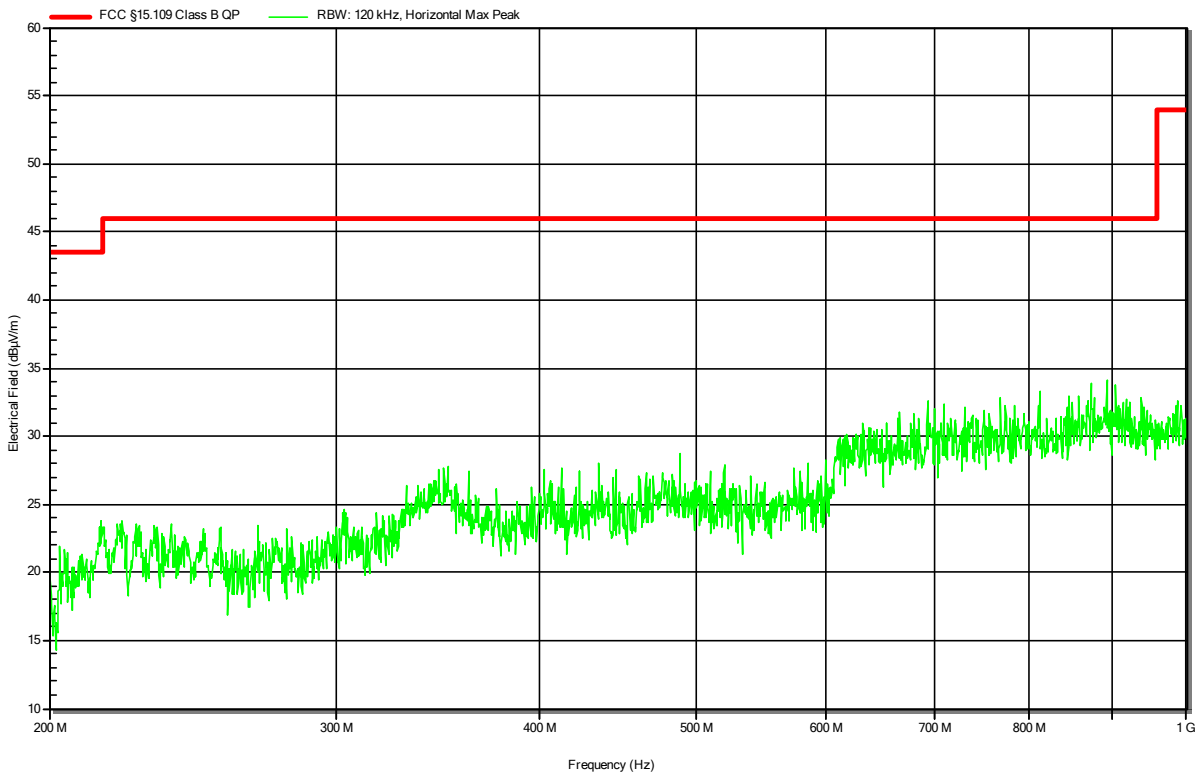


**Radiated emissions according to FCC part 15B**

Project Number: G0M-2106-9856  
 Applicant: ANDREAS STIHL AG & Co. KG  
 Model Description: Battery pack 4850 with Bluetooth-Modul  
 Model: AP 300 S  
 Test Sample ID: 36789  
 Test Site: Eurofins Product Service GmbH  
 Operator: Mr. Handrik  
 Test Date: 2022-02-11  
 Operating Conditions: ambient temperature: 21 °Celsius  
 power input: 120V AC / 60Hz  
 Antenna: Rohde & Schwarz HL 223, Horizontal  
 Measurement Distance: 3m  
 Operational Mode: 2  
 EUT Configuration: 2  
 Note 1:

Index 45

**RadiMation**

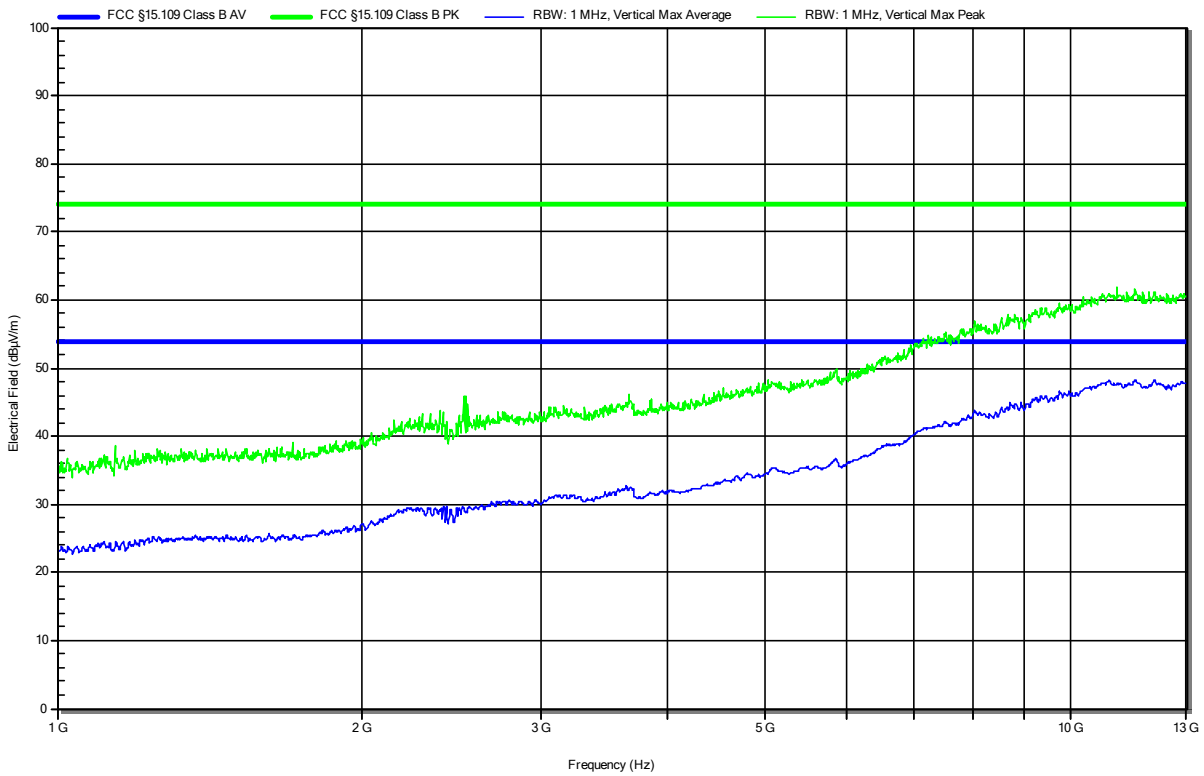


**Radiated emissions according to FCC part 15B**

Project Number: G0M-2106-9856  
 Applicant: ANDREAS STIHL AG & Co. KG  
 Model Description: Battery pack 4850 with Bluetooth-Modul  
 Model: AP 300 S  
 Test Sample ID: 36789  
 Test Site: Eurofins Product Service GmbH  
 Operator: Mr. Handrik  
 Test Date: 2022-02-11  
 Operating Conditions: ambient temperature: 21 °Celsius  
 power input: 120V AC / 60Hz  
 Antenna: Schwarzbeck BBHA 9120D, Vertical  
 Measurement Distance: 3m  
 Operational Mode: 2  
 EUT Configuration: 2  
 Note 1: 2.4 GHz Notchfilter

Index 34

Radiation

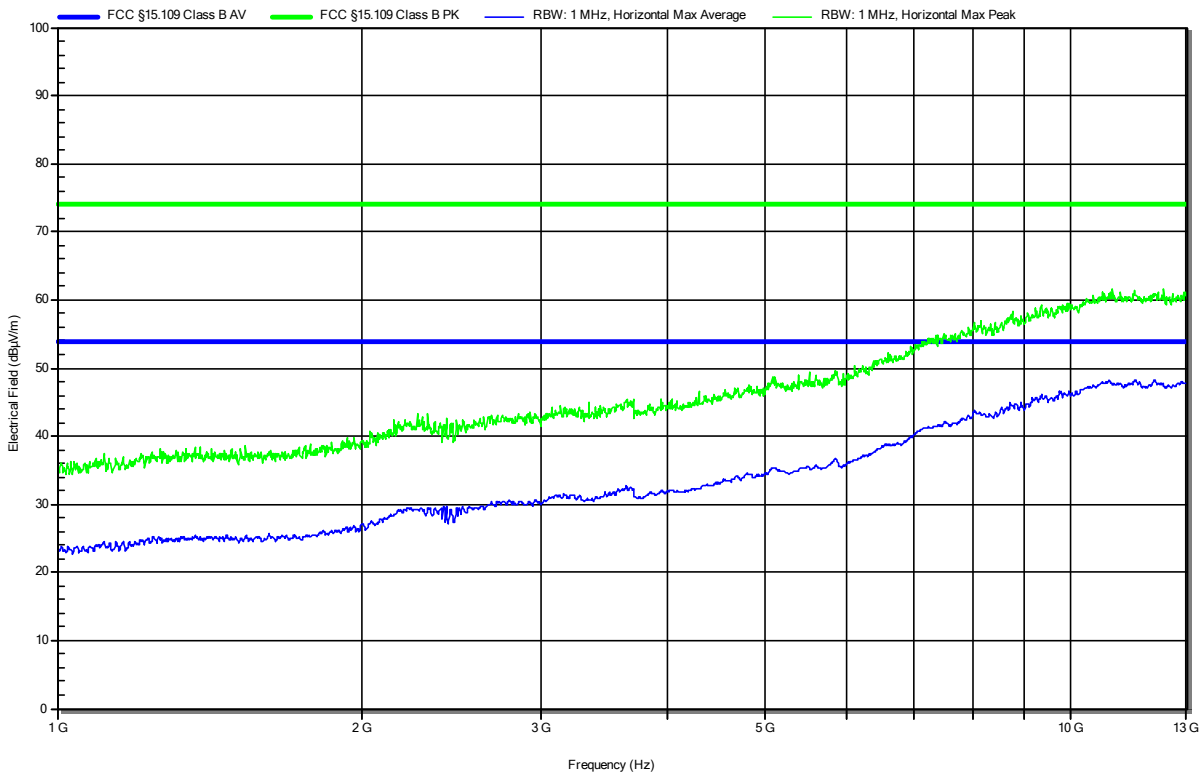


**Radiated emissions according to FCC part 15B**

Project Number: G0M-2106-9856  
 Applicant: ANDREAS STIHL AG & Co. KG  
 Model Description: Battery pack 4850 with Bluetooth-Modul  
 Model: AP 300 S  
 Test Sample ID: 36789  
 Test Site: Eurofins Product Service GmbH  
 Operator: Mr. Handrik  
 Test Date: 2022-02-11  
 Operating Conditions: ambient temperature: 21 °Celsius  
 power input: 120V AC / 60Hz  
 Antenna: Schwarzbeck BBHA 9120D, Horizontal  
 Measurement Distance: 3m  
 Operational Mode: 2  
 EUT Configuration: 2  
 Note 1: 2.4 GHz Notchfilter

Index 33

**RadiMation**

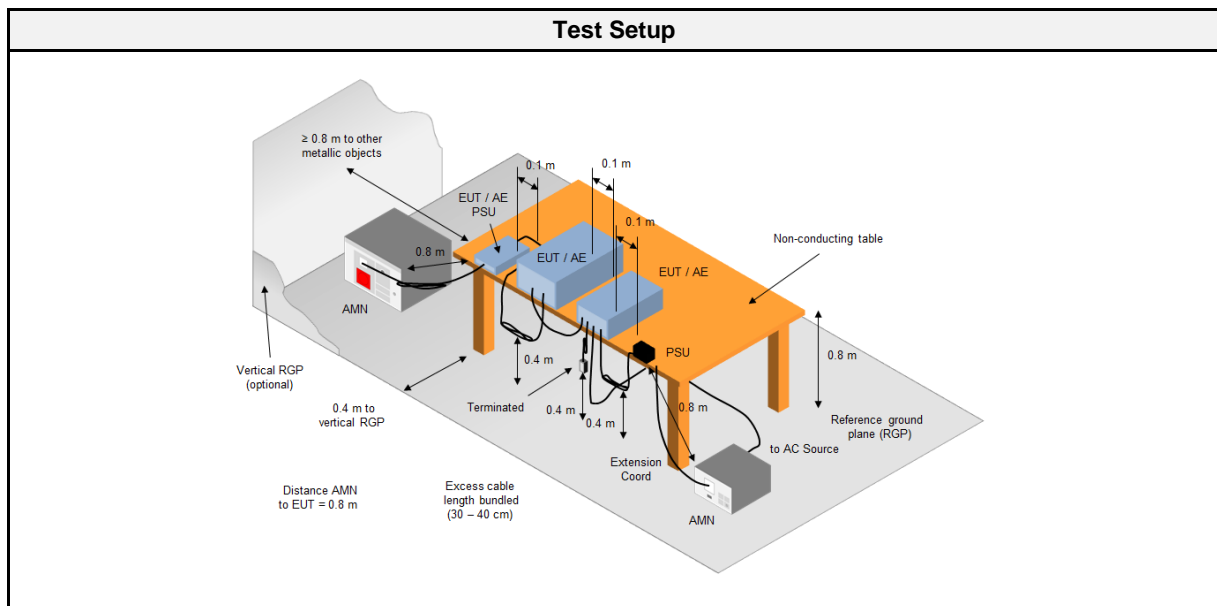
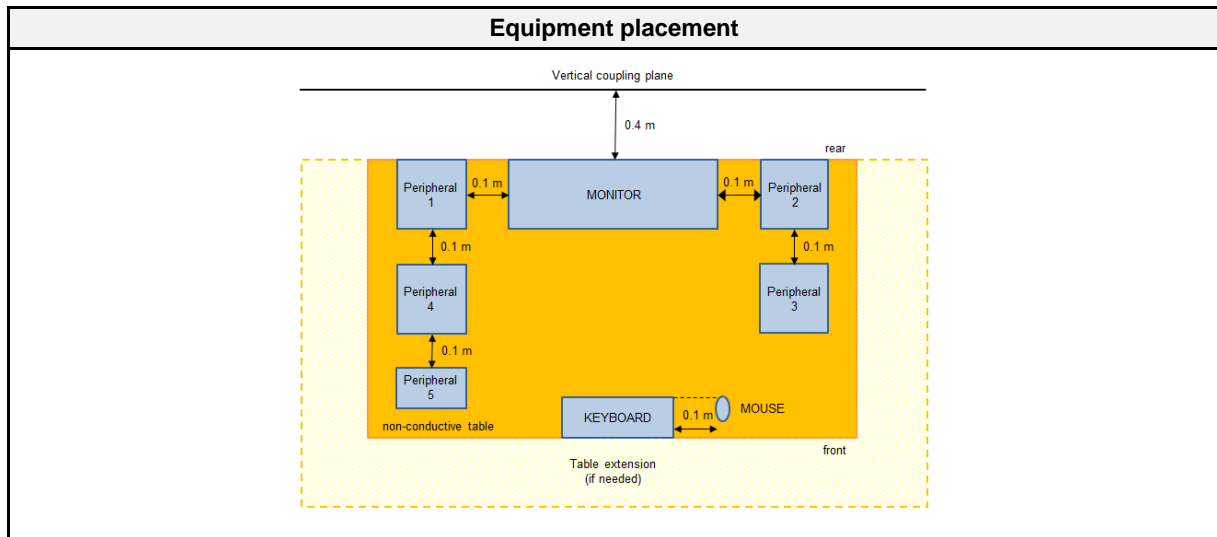


## 2.2 Test Conditions and Results - Conducted emissions acc. to ANSI C63.4

### 2.2.1 Information

Test Information	
Reference	FCC 15.107, ICES-003, 3.2.1
Reference method	ANSI C63.4:2014+A1:2017 Section 12
Measurement range	150 kHz to 30 MHz
Equipment class	Class B
Equipment type	Table top
Temperature [°C]	21 ±3
Humidity [%]	31 ±3
Operator	Matthias Handrik
Date	2022-02-15

### 2.2.2 Setup



2.2.3 Equipment

Test Software			
Description	Manufacturer	Name	Version
EMC Software	DARE Instruments	Radimation	2020.1.8

Test Equipment					
Description	Manufacturer	Model	Identifier	Cal. Date	Cal. Due
AMN	Schwarzbeck	NSLK 8127	EF01592	2021-07	2022-07
Pulse Limiter	R&S	ESH3-Z2	EF01063	2021-07	2022-07
EMI Test Receiver	R&S	ESR 7	EF00943	2021-08	2022-08
Climatic Sensor	Embedded Data Systems, LLC.	2800100000254 17E	EF01054	2021-03	2022-03

2.2.4 Procedure

Exploratory measurement
<ol style="list-style-type: none"> <li>1. The EUT was placed on a non conductive table 0.8 m above the reference ground plane and 0.4 m away from the vertical conducting plane (ANSI C63.4: 2014 item 7.3.1)</li> <li>2. The power cord that is normally supplied or recommended by the manufacturer was connected to the LISN.</li> <li>3. The distance between the outer edge of the EUT and the LISN shall be set to 0.8 m. A longer power cord shall be bundled to this length (bundling shall not exceed 40 cm in length).</li> <li>4. The LISN measurement port was connected to a measurement receiver</li> <li>5. I/O cables were bundled not longer than 0.4 m</li> <li>6. Measurement was performed in the frequency range 0.15 – 30MHz on each current-carrying conductor</li> <li>7. To maximize the emissions the cable positions were manipulated</li> <li>8. The worst configuration of EUT and cables is shown on a test setup picture at item 2.2.2</li> </ol>

Final measurement
<ol style="list-style-type: none"> <li>1. The EUT was placed on a non conductive table 0.8 m above the reference ground plane and 0.4 m away from the vertical conducting plane (ANSI C63.4: 2014 item 7.3.1)</li> <li>2. The power cord that is normally supplied or recommended by the manufacturer was connected to the LISN.</li> <li>3. The distance between the outer edge of the EUT and the LISN shall be set to 0.8 m. A longer power cord shall be bundled to this length (bundling shall not exceed 40 cm in length).</li> <li>4. The LISN measurement port was connected to a measurement receiver</li> <li>5. The EUT and cable arrangement were based on the exploratory measurement results</li> <li>6. The test data of the worst-case conditions were recorded and shown on the next pages</li> </ol>

## 2.2.5 Limits


Class B		
Frequency [MHz]	Quasi-peak Limit [dB $\mu$ V]	Average Limit [dB $\mu$ V]
0.15 - 0.5	66 - 56 *	56 - 46 *
0.5 - 5	56	46
5 - 30	60	50
* Decreases with the logarithm of the frequency		

## 2.2.6 Results

AC power line conducted emissions					
Port	Coupling	Operational mode	EUT Configuration	Verdict	Remark
Power	AMN	2	2	PASS	-



2.2.7 Setup Photos



2.2.8 Records

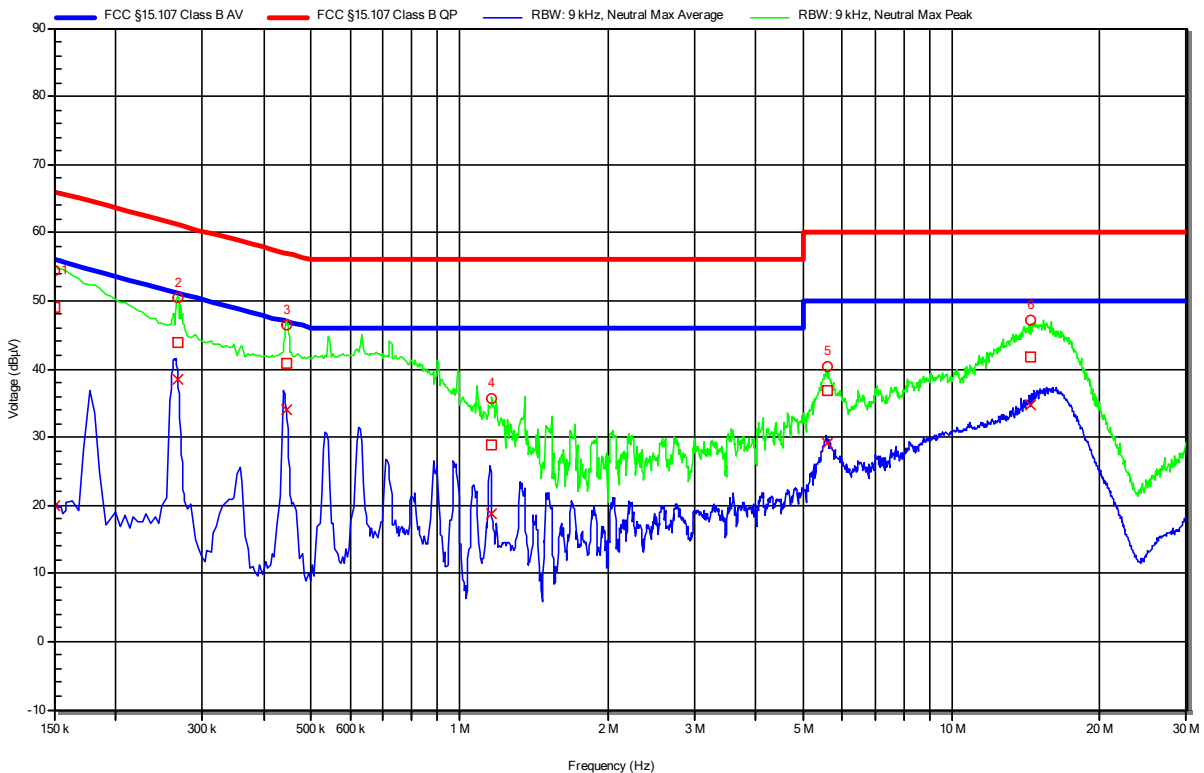
**Conducted emissions at the mains power port according to FCC part 15B**

Project Number: G0M-2106-9856  
 Applicant: ANDREAS STIHL AG & Co. KG  
 Model Description: Battery pack 4850 with Bluetooth-Modul  
 Model: AP 300 S  
 Test Sample ID: 36789  
 Test Site: Eurofins Product Service GmbH  
 Operator: Mr. Handrik  
 Test Date: 2022-02-15  
 Operating Conditions: ambient temperature: 21 °Celsius  
 power input: 120V AC / 60Hz  
 LISN: Schwarzbeck NSLK 8127 RC; N  
 Operational Mode: 2  
 EUT Configuration: 2  
 Applied to Port: AC-mains

Note 1:

Index 60

**RadiMation**

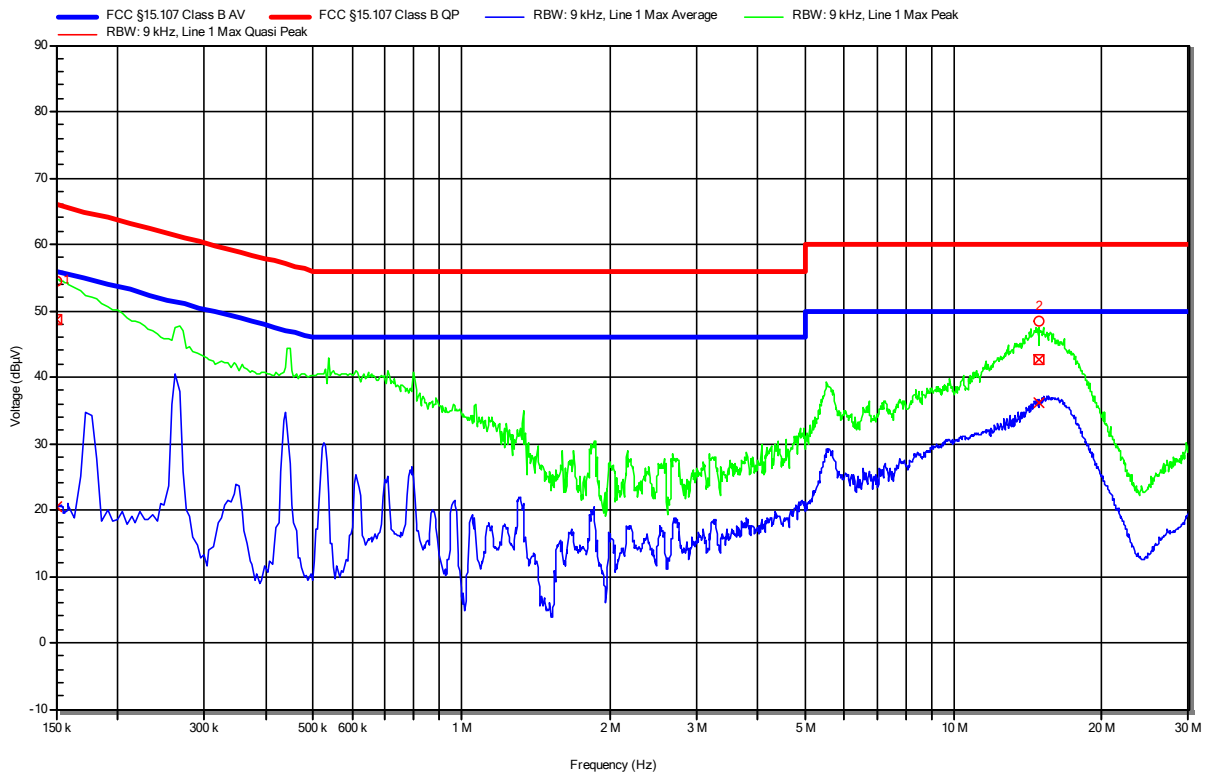


Peak Number	Frequency	Quasi-Peak	Quasi-Peak Limit	Quasi-Peak Difference	Quasi-Peak Status	LISN
1	150 kHz	49 dB $\mu$ V	66 dB $\mu$ V	-17 dB	Pass	Neutral
2	267.45 kHz	43.78 dB $\mu$ V	61.2 dB $\mu$ V	-17.41 dB	Pass	Neutral
3	444.3 kHz	40.87 dB $\mu$ V	56.98 dB $\mu$ V	-16.11 dB	Pass	Neutral
4	1.162 MHz	28.78 dB $\mu$ V	56 dB $\mu$ V	-27.22 dB	Pass	Neutral
5	5.604 MHz	36.81 dB $\mu$ V	60 dB $\mu$ V	-23.19 dB	Pass	Neutral
6	14.514 MHz	41.86 dB $\mu$ V	60 dB $\mu$ V	-18.14 dB	Pass	Neutral

Peak Number	Frequency	Average	Average Limit	Average Difference	Average Status	LISN
1	150 kHz	19.95 dB $\mu$ V	56 dB $\mu$ V	-36.05 dB	Pass	Neutral
2	267.45 kHz	38.46 dB $\mu$ V	51.2 dB $\mu$ V	-12.74 dB	Pass	Neutral
3	444.3 kHz	34.07 dB $\mu$ V	46.98 dB $\mu$ V	-12.91 dB	Pass	Neutral
4	1.162 MHz	18.65 dB $\mu$ V	46 dB $\mu$ V	-27.35 dB	Pass	Neutral
5	5.604 MHz	29 dB $\mu$ V	50 dB $\mu$ V	-21 dB	Pass	Neutral
6	14.514 MHz	34.69 dB $\mu$ V	50 dB $\mu$ V	-15.31 dB	Pass	Neutral

**Conducted emissions at the mains power port according to FCC part 15B**

Project Number: G0M-2106-9856  
 Applicant: ANDREAS STIHL AG & Co. KG  
 Model Description: Battery pack 4850 with Bluetooth-Modul  
 Model: AP 300 S  
 Test Sample ID: 36789  
 Test Site: Eurofins Product Service GmbH  
 Operator: Mr. Handrik  
 Test Date: 2022-02-15  
 Operating Conditions: ambient temperature: 21 °Celsius  
 power input: 120V AC / 60Hz  
 LISN: Schwarzbeck NSLK 8127 RC; L1  
 Operational Mode: 2  
 EUT Configuration: 2  
 Applied to Port: AC-mains  
 Note 1:



Peak Number	Frequency	Quasi-Peak	Quasi-Peak Limit	Quasi-Peak Difference	Quasi-Peak Status	LISN
1	150 kHz	48.76 dBµV	66 dBµV	-17.24 dB	Pass	Line 1
2	14.861 MHz	42.66 dBµV	60 dBµV	-17.34 dB	Pass	Line 1

Peak Number	Frequency	Average	Average Limit	Average Difference	Average Status	LISN
1	150 kHz	20.55 dBµV	56 dBµV	-35.45 dB	Pass	Line 1
2	14.861 MHz	36.2 dBµV	50 dBµV	-13.8 dB	Pass	Line 1

### 3 Measurement Uncertainty

All test measurements carried out are traceable to national standards. The uncertainty of the measurement at a confidence level of approximately 95%, with a coverage factor of 2.

Test Name	Measurement Uncertainty
Conducted emissions at the mains power port	150kHz to 30MHz, 3.35dB
Radiated Emission	30MHz to 200MHz @ 3m, 5.1dB 200MHz to 1GHz @ 3m, 5.3dB >1GHz to 6GHz @3m, 5.95dB