

**DUT: 4G Smart Phone; Type: KODAK Smartway T1;**

Communication System: GSM bands; Frequency: 836.6 MHz; Duty Cycle: 1:8

Medium parameters used:  $f = 836.6$  MHz;  $\sigma = 0.93$  mho/m;  $\epsilon_r = 41.99$ ;  $\rho = 1000$  kg/m<sup>3</sup>

Phantom section: Left Section

**DASY4 Configuration:**

- Probe: EX3DV4 – SN7382; ConvF(10.50, 10.50, 10.50); Calibrated: 26/10/2016

- Sensor-Surface: 4mm (Mechanical Surface Detection)

- Electronics: DAE – SN772; Calibrated: 25/10/2016

- Phantom: TWIN SAM; Type: Twin SAM V5.0; Serial: 1909

- Measurement SW: DASY4, V4.5 Build 19; Postprocessing SW: SEMCAD, V1.8 Build 145

**Left Cheek/GSM 850 Mid/Area Scan (101x121x1):** Measurement grid: dx=10mm, dy=10mm

Maximum value of SAR (interpolated) = 0.236 mW/g

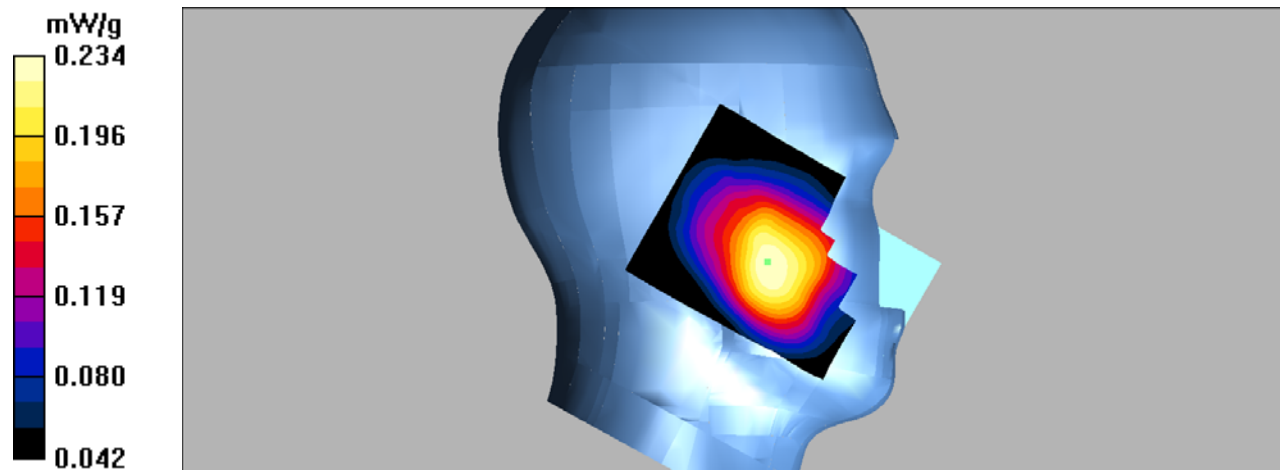
**Left Cheek/GSM 850 Mid/Zoom Scan (7x7x7)/Cube 0:** Measurement grid: dx=5mm, dy=5mm, dz=5mm

Reference Value = 7.60 V/m; Power Drift = 0.066 dB

Peak SAR (extrapolated) = 0.266 W/kg

**SAR(1 g) = 0.225 mW/g; SAR(10 g) = 0.178 mW/g**

Maximum value of SAR (measured) = 0.234 mW/g



**DUT: 4G Smart Phone; Type: KODAK Smartway T1;**

Communication System: GSM bands; Frequency: 836.6 MHz; Duty Cycle: 1:8

Medium parameters used:  $f = 836.6$  MHz;  $\sigma = 0.93$  mho/m;  $\epsilon_r = 41.99$ ;  $\rho = 1000$  kg/m<sup>3</sup>

Phantom section: Left Section

**DASY4 Configuration:**

- Probe: EX3DV4 – SN7382; ConvF(10.50, 10.50, 10.50); Calibrated: 26/10/2016
- Sensor-Surface: 4mm (Mechanical Surface Detection)
- Electronics: DAE – SN772; Calibrated: 25/10/2016
- Phantom: TWIN SAM; Type: Twin SAM V5.0; Serial: 1909
- Measurement SW: DASY4, V4.5 Build 19; Postprocessing SW: SEMCAD, V1.8 Build 145

**Left Tilt/GSM 850 Mid/Area Scan (101x121x1):** Measurement grid: dx=10mm, dy=10mm

Maximum value of SAR (interpolated) = 0.175 mW/g

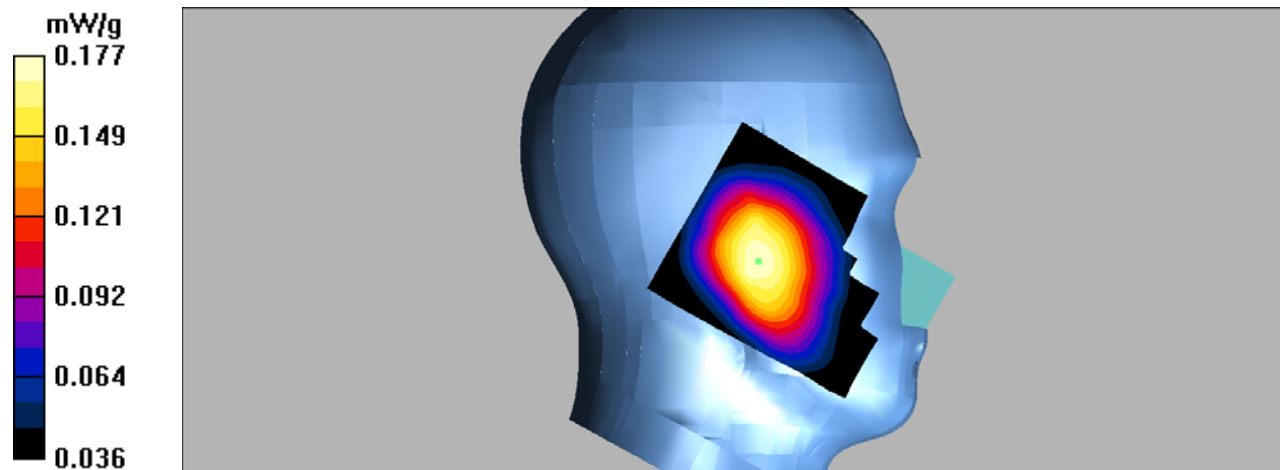
**Left Tilt/GSM 850 Mid/Zoom Scan (7x7x7)/Cube 0:** Measurement grid: dx=5mm, dy=5mm, dz=5mm

Reference Value = 7.78 V/m; Power Drift = 0.076 dB

Peak SAR (extrapolated) = 0.196 W/kg

**SAR(1 g) = 0.171 mW/g; SAR(10 g) = 0.137 mW/g**

Maximum value of SAR (measured) = 0.177 mW/g



**DUT: 4G Smart Phone; Type: KODAK Smartway T1;**

Communication System: GSM bands; Frequency: 836.6 MHz; Duty Cycle: 1:8

Medium parameters used:  $f = 836.6$  MHz;  $\sigma = 0.93$  mho/m;  $\epsilon_r = 41.99$ ;  $\rho = 1000$  kg/m<sup>3</sup>

Phantom section: Right Section

**DASY4 Configuration:**

- Probe: EX3DV4 – SN7382; ConvF(10.50, 10.50, 10.50); Calibrated: 26/10/2016

- Sensor-Surface: 4mm (Mechanical Surface Detection)

- Electronics: DAE – SN772; Calibrated: 25/10/2016

- Phantom: TWIN SAM; Type: Twin SAM V5.0; Serial: 1909

- Measurement SW: DASY4, V4.5 Build 19; Postprocessing SW: SEMCAD, V1.8 Build 145

**Right Cheek/GSM 850 Mid/Area Scan (101x121x1):** Measurement grid: dx=10mm, dy=10mm

Maximum value of SAR (interpolated) = 0.236 mW/g

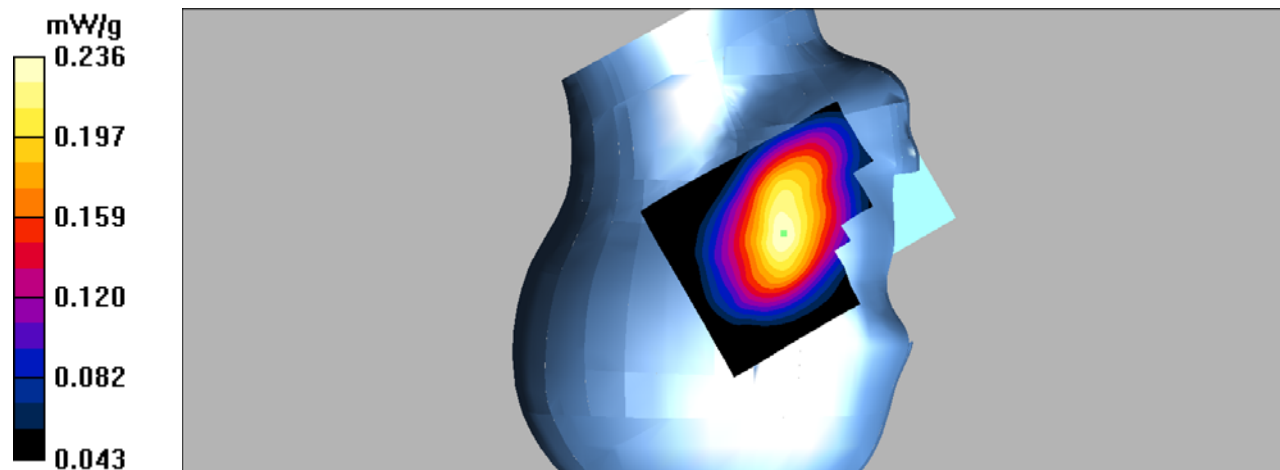
**Right Cheek/GSM 850 Mid/Zoom Scan (7x7x7)/Cube 0:** Measurement grid: dx=5mm, dy=5mm, dz=5mm

Reference Value = 6.18 V/m; Power Drift = 0.011 dB

Peak SAR (extrapolated) = 0.275 W/kg

**SAR(1 g) = 0.225 mW/g; SAR(10 g) = 0.176 mW/g**

Maximum value of SAR (measured) = 0.236 mW/g



**DUT: 4G Smart Phone; Type: KODAK Smartway T1;**

Communication System: GSM bands; Frequency: 836.6 MHz; Duty Cycle: 1:8

Medium parameters used:  $f = 836.6$  MHz;  $\sigma = 0.93$  mho/m;  $\epsilon_r = 41.99$ ;  $\rho = 1000$  kg/m<sup>3</sup>

Phantom section: Right Section

**DASY4 Configuration:**

- Probe: EX3DV4 – SN7382; ConvF(10.50, 10.50, 10.50); Calibrated: 26/10/2016

- Sensor-Surface: 4mm (Mechanical Surface Detection)

- Electronics: DAE – SN772; Calibrated: 25/10/2016

- Phantom: TWIN SAM; Type: Twin SAM V5.0; Serial: 1909

- Measurement SW: DASY4, V4.5 Build 19; Postprocessing SW: SEMCAD, V1.8 Build 145

**Right Tilt/GSM 850 Mid/Area Scan (101x121x1):** Measurement grid: dx=10mm, dy=10mm

Maximum value of SAR (interpolated) = 0.183 mW/g

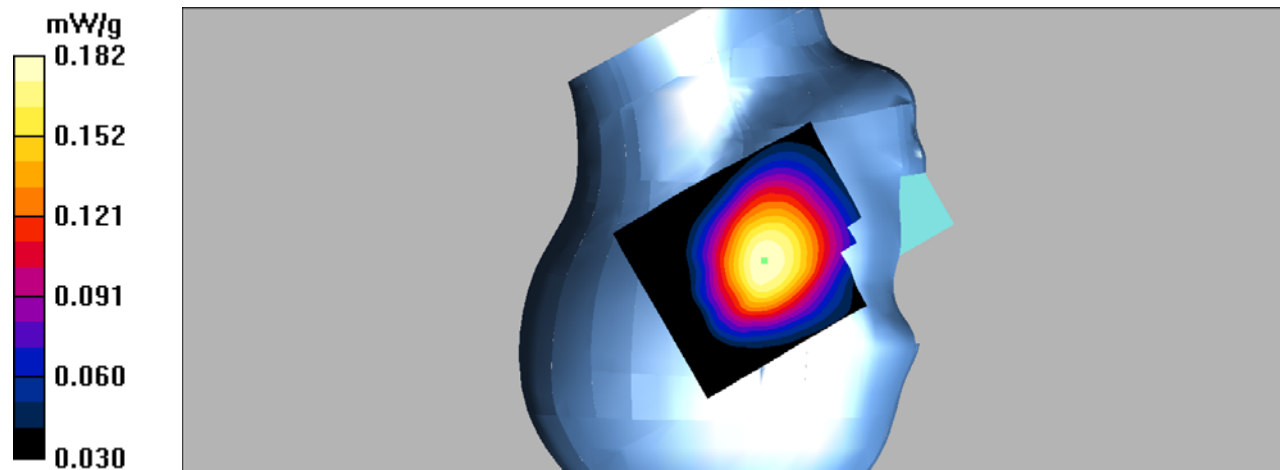
**Right Tilt/GSM 850 Mid/Zoom Scan (7x7x7)/Cube 0:** Measurement grid: dx=5mm, dy=5mm, dz=5mm

Reference Value = 7.10 V/m; Power Drift = 0.176 dB

Peak SAR (extrapolated) = 0.209 W/kg

**SAR(1 g) = 0.175 mW/g; SAR(10 g) = 0.139 mW/g**

Maximum value of SAR (measured) = 0.182 mW/g



**DUT: 4G Smart Phone; Type: KODAK Smartway T1;**

Communication System: GSM bands; Frequency: 836.6 MHz; Duty Cycle: 1:8

Medium parameters used:  $f = 836.6$  MHz;  $\sigma = 0.96$  mho/m;  $\epsilon_r = 55.35$ ;  $\rho = 1000$  kg/m<sup>3</sup>

Phantom section: Flat Section

**DASY4 Configuration:**

- Probe: EX3DV4 – SN7382; ConvF(10.54, 10.54, 10.54); Calibrated: 26/10/2016

- Sensor-Surface: 4mm (Mechanical Surface Detection)

- Electronics: DAE – SN772; Calibrated: 25/10/2016

- Phantom: TWIN SAM; Type: Twin SAM V5.0; Serial: 1909

- Measurement SW: DASY4, V4.5 Build 19; Postprocessing SW: SEMCAD, V1.8 Build 145

**Body worn/GSM 850 Mid/Area Scan (111x131x1):** Measurement grid: dx=10mm, dy=10mm

Maximum value of SAR (interpolated) = 0.565 mW/g

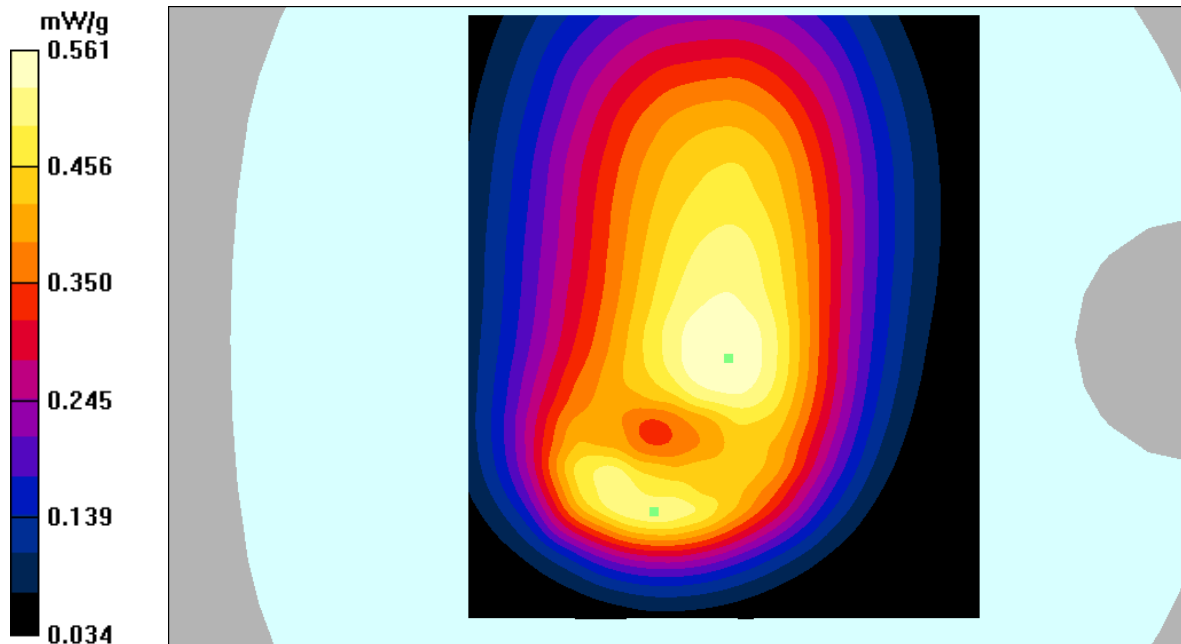
**Body worn/GSM 850 Mid/Zoom Scan (7x7x7)/Cube 0:** Measurement grid: dx=5mm, dy=5mm, dz=5mm

Reference Value = 24.3 V/m; Power Drift = -0.071 dB

Peak SAR (extrapolated) = 0.690 W/kg

**SAR(1 g) = 0.530 mW/g; SAR(10 g) = 0.387 mW/g**

Maximum value of SAR (measured) = 0.561 mW/g



**DUT: 4G Smart Phone; Type: KODAK Smartway T1;**

Communication System: GPRS bands-4slots; Frequency: 824.2 MHz; Duty Cycle: 1:2  
Medium parameters used:  $f = 824.2$  MHz;  $\sigma = 0.97$  mho/m;  $\epsilon_r = 55.96$ ;  $\rho = 1000$  kg/m<sup>3</sup>  
Phantom section: Flat Section

## DASY4 Configuration:

- Probe: EX3DV4 – SN7382; ConvF(10.54, 10.54, 10.54); Calibrated: 26/10/2016
- Sensor-Surface: 4mm (Mechanical Surface Detection)
- Electronics: DAE – SN772; Calibrated: 25/10/2016
- Phantom: TWIN SAM; Type: Twin SAM V5.0; Serial: 1909
- Measurement SW: DASY4, V4.5 Build 19; Postprocessing SW: SEMCAD, V1.8 Build 145

**Hotspot Back/GPRS 850 Low/Area Scan (111x131x1):** Measurement grid: dx=10mm, dy=10mm  
Maximum value of SAR (interpolated) = 1.08 mW/g

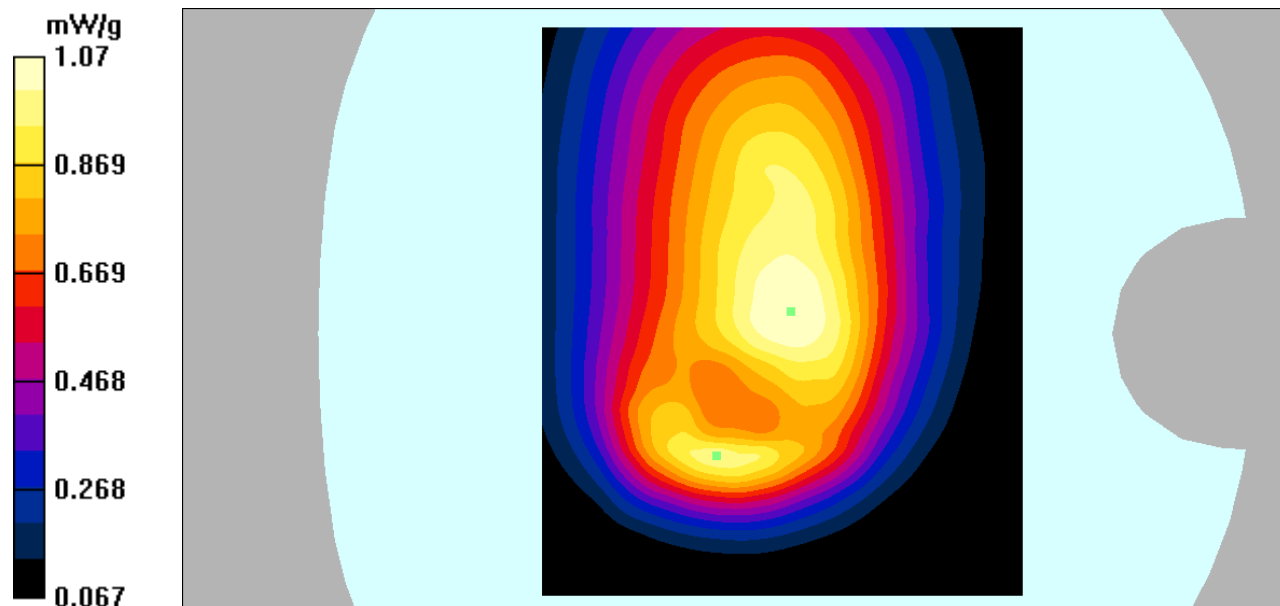
**Hotspot Back/GPRS 850 Low/Zoom Scan (7x7x7)/Cube 0:** Measurement grid: dx=5mm, dy=5mm, dz=5mm

Reference Value = 34.1 V/m; Power Drift = -0.208 dB

Peak SAR (extrapolated) = 1.32 W/kg

**SAR(1 g) = 1.01 mW/g; SAR(10 g) = 0.744 mW/g**

Maximum value of SAR (measured) = 1.07 mW/g



**DUT: 4G Smart Phone; Type: KODAK Smartway T1;**

Communication System: GPRS bands-4slots; Frequency: 836.6 MHz; Duty Cycle: 1:2  
Medium parameters used:  $f = 836.6$  MHz;  $\sigma = 0.96$  mho/m;  $\epsilon_r = 55.35$ ;  $\rho = 1000$  kg/m<sup>3</sup>  
Phantom section: Flat Section

## DASY4 Configuration:

- Probe: EX3DV4 – SN7382; ConvF(10.54, 10.54, 10.54); Calibrated: 26/10/2016
- Sensor-Surface: 4mm (Mechanical Surface Detection)
- Electronics: DAE – SN772; Calibrated: 25/10/2016
- Phantom: TWIN SAM; Type: Twin SAM V5.0; Serial: 1909
- Measurement SW: DASY4, V4.5 Build 19; Postprocessing SW: SEMCAD, V1.8 Build 145

**Hotspot Back/GPRS 850 Mid/Area Scan (111x131x1):** Measurement grid: dx=10mm, dy=10mm  
Maximum value of SAR (interpolated) = 1.01 mW/g

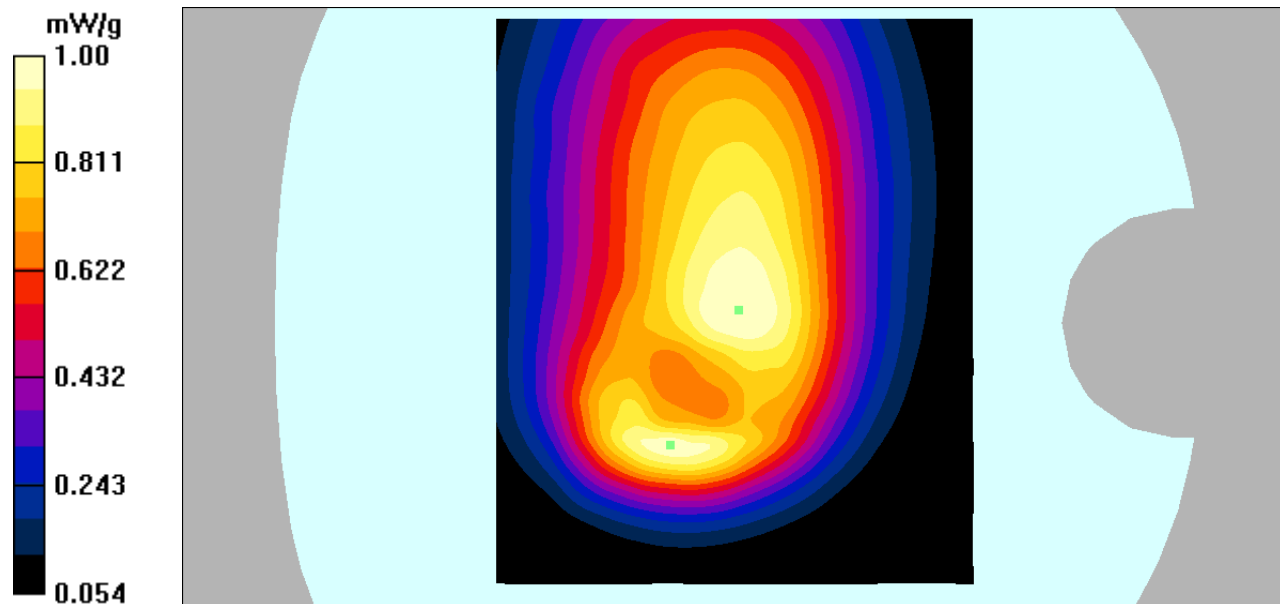
**Hotspot Back/GPRS 850 Mid/Zoom Scan (7x7x7)/Cube 0:** Measurement grid: dx=5mm, dy=5mm, dz=5mm

Reference Value = 31.8 V/m; Power Drift = -0.01 dB

Peak SAR (extrapolated) = 1.24 W/kg

**SAR(1 g) = 0.948 mW/g; SAR(10 g) = 0.689 mW/g**

Maximum value of SAR (measured) = 1.00 mW/g



**DUT: 4G Smart Phone; Type: KODAK Smartway T1;**

Communication System: GPRS bands-4slots; Frequency: 848.8 MHz;Duty Cycle: 1:2  
Medium parameters used:  $f = 848.8$  MHz;  $\sigma = 0.99$  mho/m;  $\epsilon_r = 55.55$ ;  $\rho = 1000$  kg/m<sup>3</sup>  
Phantom section: Flat Section

## DASY4 Configuration:

- Probe: EX3DV4 – SN7382; ConvF(10.54, 10.54, 10.54); Calibrated: 26/10/2016
- Sensor-Surface: 4mm (Mechanical Surface Detection)
- Electronics: DAE – SN772; Calibrated: 25/10/2016
- Phantom: TWIN SAM; Type: Twin SAM V5.0; Serial: 1909
- Measurement SW: DASY4, V4.5 Build 19; Postprocessing SW: SEMCAD, V1.8 Build 145

**Hotspot Back/GPRS 850 High/Area Scan (111x131x1):** Measurement grid: dx=10mm, dy=10mm  
Maximum value of SAR (interpolated) = 1.30 mW/g

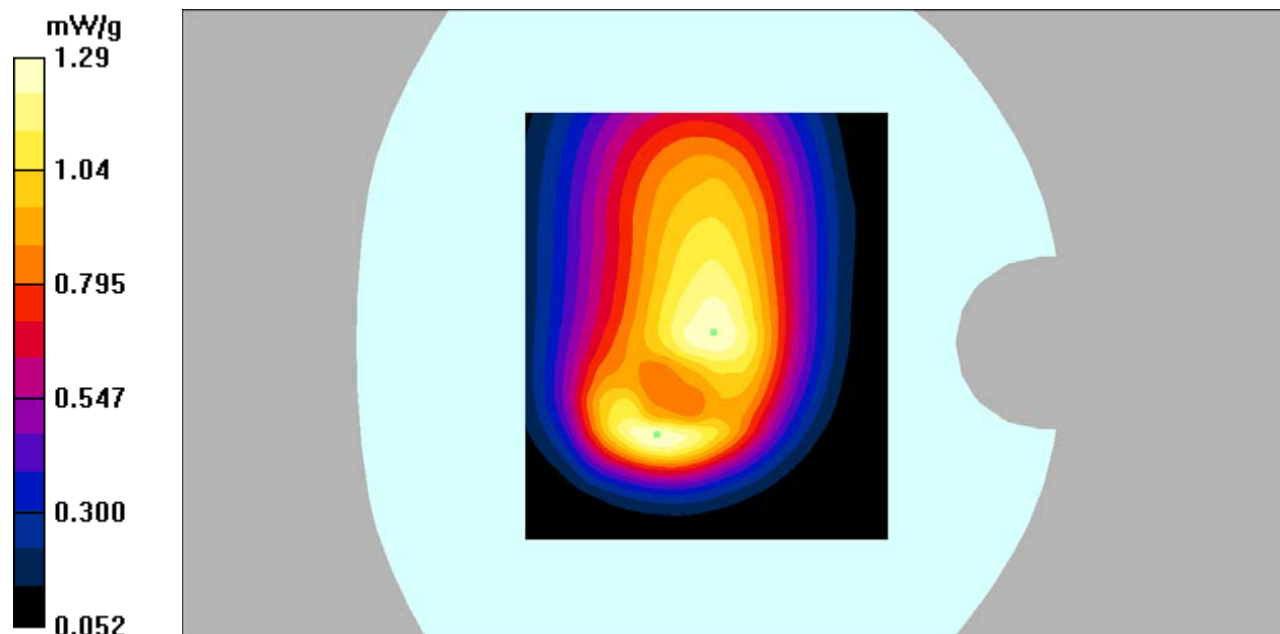
**Hotspot Back/GPRS 850 High/Zoom Scan (7x7x7)/Cube 0:** Measurement grid: dx=5mm, dy=5mm, dz=5mm

Reference Value = 30.0 V/m; Power Drift = 0.057 dB

Peak SAR (extrapolated) = 2.11 W/kg

**SAR(1 g) = 1.14 mW/g; SAR(10 g) = 0.640 mW/g**

Maximum value of SAR (measured) = 1.29 mW/g





**DUT: 4G Smart Phone; Type: KODAK Smartway T1;**

Communication System: GPRS bands-4slots; Frequency: 824.2 MHz;Duty Cycle: 1:2  
Medium parameters used:  $f = 824.2$  MHz;  $\sigma = 0.97$  mho/m;  $\epsilon_r = 55.96$ ;  $\rho = 1000$  kg/m<sup>3</sup>  
Phantom section: Flat Section

## DASY4 Configuration:

- Probe: EX3DV4 – SN7382; ConvF(10.54, 10.54, 10.54); Calibrated: 26/10/2016
- Sensor-Surface: 4mm (Mechanical Surface Detection)
- Electronics: DAE – SN772; Calibrated: 25/10/2016
- Phantom: TWIN SAM; Type: Twin SAM V5.0; Serial: 1909
- Measurement SW: DASY4, V4.5 Build 19; Postprocessing SW: SEMCAD, V1.8 Build 145

**Hotspot Left/GSM 850 Low/Area Scan (11x131x1):** Measurement grid: dx=10mm, dy=10mm  
Maximum value of SAR (interpolated) = 1.16 mW/g

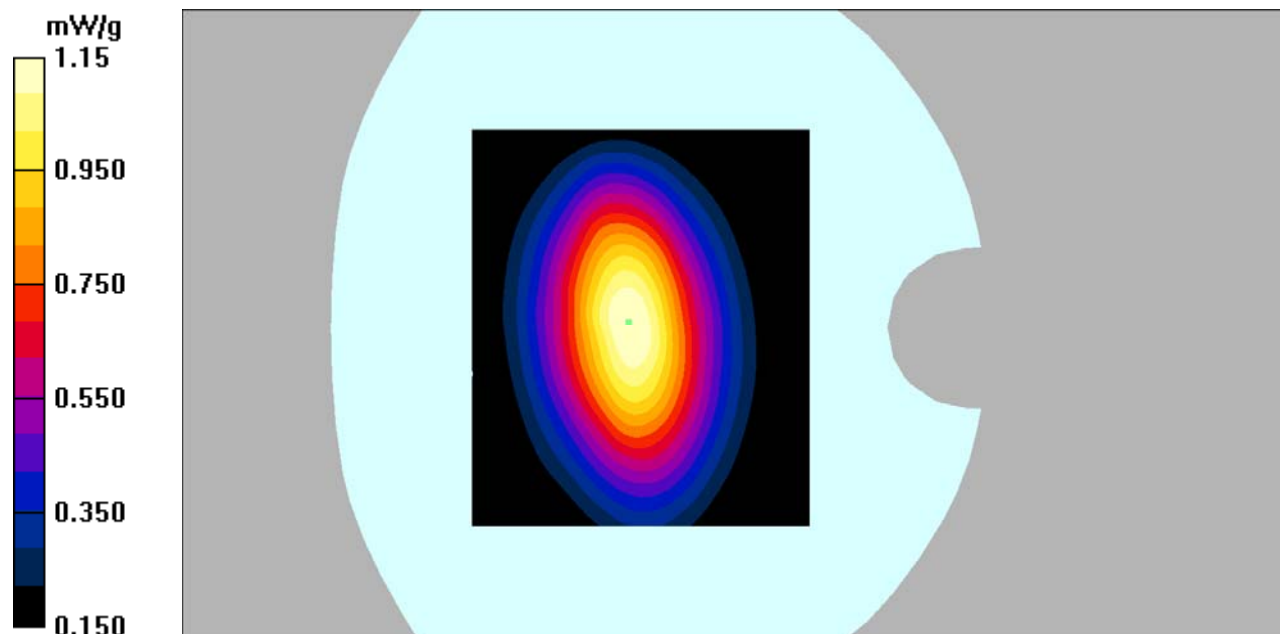
**Hotspot Left/GSM 850 Low/Zoom Scan (7x7x7)/Cube 0:** Measurement grid: dx=5mm, dy=5mm,  
dz=5mm

Reference Value = 33.0 V/m; Power Drift = 0.020 dB

Peak SAR (extrapolated) = 1.48 W/kg

**SAR(1 g) = 1.08 mW/g; SAR(10 g) = 0.763 mW/g**

Maximum value of SAR (measured) = 1.15 mW/g



**DUT: 4G Smart Phone; Type: KODAK Smartway T1;**

Communication System: GPRS bands-4slots; Frequency: 836.6 MHz; Duty Cycle: 1:2  
Medium parameters used:  $f = 836.6$  MHz;  $\sigma = 0.96$  mho/m;  $\epsilon_r = 55.35$ ;  $\rho = 1000$  kg/m<sup>3</sup>  
Phantom section: Flat Section

## DASY4 Configuration:

- Probe: EX3DV4 – SN7382; ConvF(10.54, 10.54, 10.54); Calibrated: 26/10/2016
- Sensor-Surface: 4mm (Mechanical Surface Detection)
- Electronics: DAE – SN772; Calibrated: 25/10/2016
- Phantom: TWIN SAM; Type: Twin SAM V5.0; Serial: 1909
- Measurement SW: DASY4, V4.5 Build 19; Postprocessing SW: SEMCAD, V1.8 Build 145

**Hotspot Left/GSM 850 Mid/Area Scan (111x131x1):** Measurement grid: dx=10mm, dy=10mm  
Maximum value of SAR (interpolated) = 1.09 mW/g

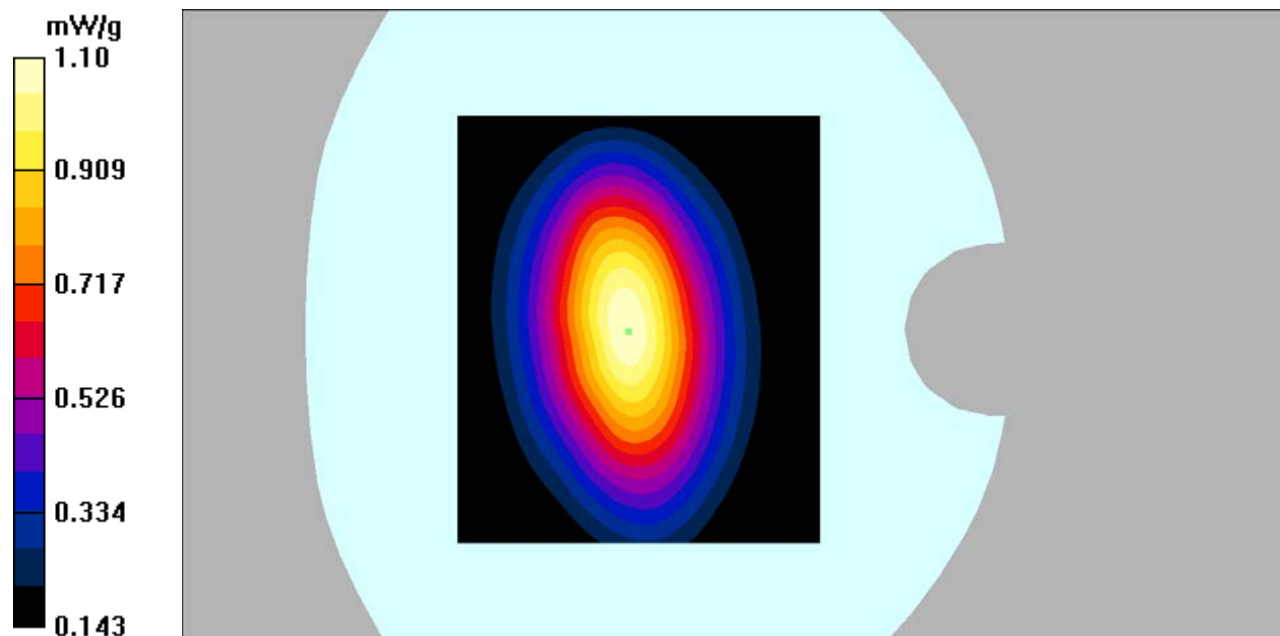
**Hotspot Left/GSM 850 Mid/Zoom Scan (7x7x7)/Cube 0:** Measurement grid: dx=5mm, dy=5mm, dz=5mm

Reference Value = 31.9 V/m; Power Drift = 0.043 dB

Peak SAR (extrapolated) = 1.43 W/kg

**SAR(1 g) = 1.02 mW/g; SAR(10 g) = 0.718 mW/g**

Maximum value of SAR (measured) = 1.10 mW/g



**DUT: 4G Smart Phone; Type: KODAK Smartway T1;**

Communication System: GPRS bands-4slots; Frequency: 848.8 MHz; Duty Cycle: 1:2  
Medium parameters used:  $f = 848.8$  MHz;  $\sigma = 0.99$  mho/m;  $\epsilon_r = 55.55$ ;  $\rho = 1000$  kg/m<sup>3</sup>  
Phantom section: Flat Section

## DASY4 Configuration:

- Probe: EX3DV4 – SN7382; ConvF(10.54, 10.54, 10.54); Calibrated: 26/10/2016
- Sensor-Surface: 4mm (Mechanical Surface Detection)
- Electronics: DAE – SN772; Calibrated: 25/10/2016
- Phantom: TWIN SAM; Type: Twin SAM V5.0; Serial: 1909
- Measurement SW: DASY4, V4.5 Build 19; Postprocessing SW: SEMCAD, V1.8 Build 145

**Hotspot Left/GSM 850 High/Area Scan (111x131x1):** Measurement grid: dx=10mm, dy=10mm  
Maximum value of SAR (interpolated) = 0.864 mW/g

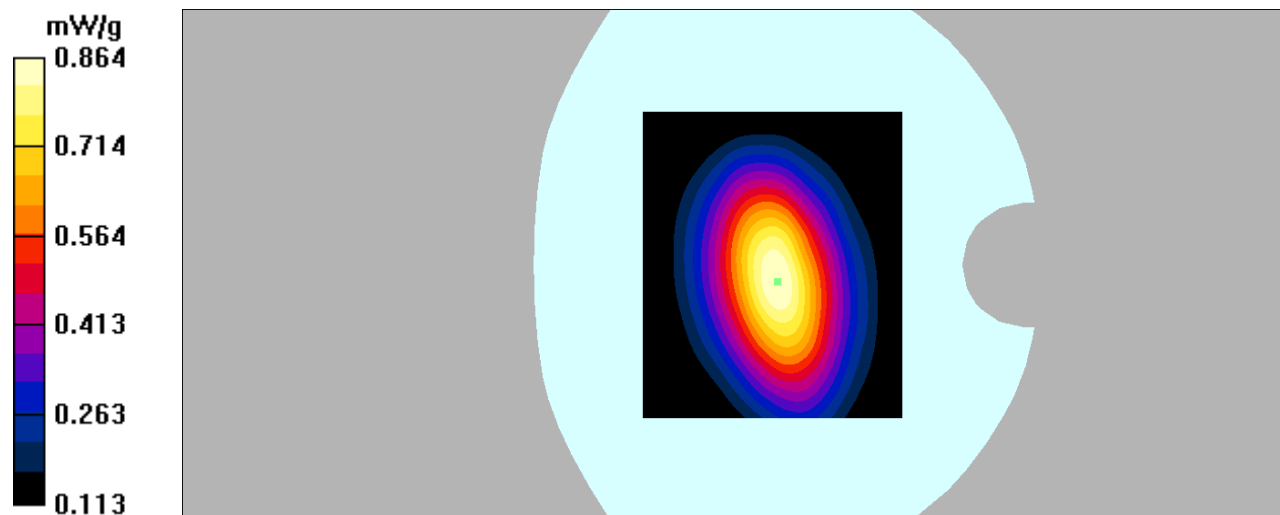
**Hotspot Left/GSM 850 High/Zoom Scan (7x7x7)/Cube 0:** Measurement grid: dx=5mm, dy=5mm, dz=5mm

Reference Value = 26.2 V/m; Power Drift = 0.143 dB

Peak SAR (extrapolated) = 1.11 W/kg

**SAR(1 g) = 0.807 mW/g; SAR(10 g) = 0.570 mW/g**

Maximum value of SAR (measured) = 0.864 mW/g



**DUT: 4G Smart Phone; Type: KODAK Smartway T1;**

Communication System: GPRS bands-4slots; Frequency: 836.6 MHz;Duty Cycle: 1:2  
Medium parameters used:  $f = 836.6$  MHz;  $\sigma = 0.96$  mho/m;  $\epsilon_r = 55.35$ ;  $\rho = 1000$  kg/m<sup>3</sup>  
Phantom section: Flat Section

## DASY4 Configuration:

- Probe: EX3DV4 – SN7382; ConvF(10.54, 10.54, 10.54); Calibrated: 26/10/2016
- Sensor-Surface: 4mm (Mechanical Surface Detection)
- Electronics: DAE – SN772; Calibrated: 25/10/2016
- Phantom: TWIN SAM; Type: Twin SAM V5.0; Serial: 1909
- Measurement SW: DASY4, V4.5 Build 19; Postprocessing SW: SEMCAD, V1.8 Build 145

**Hotspot Right/GSM 850 Mid/Area Scan (111x131x1):** Measurement grid: dx=10mm, dy=10mm  
Maximum value of SAR (interpolated) = 0.453 mW/g

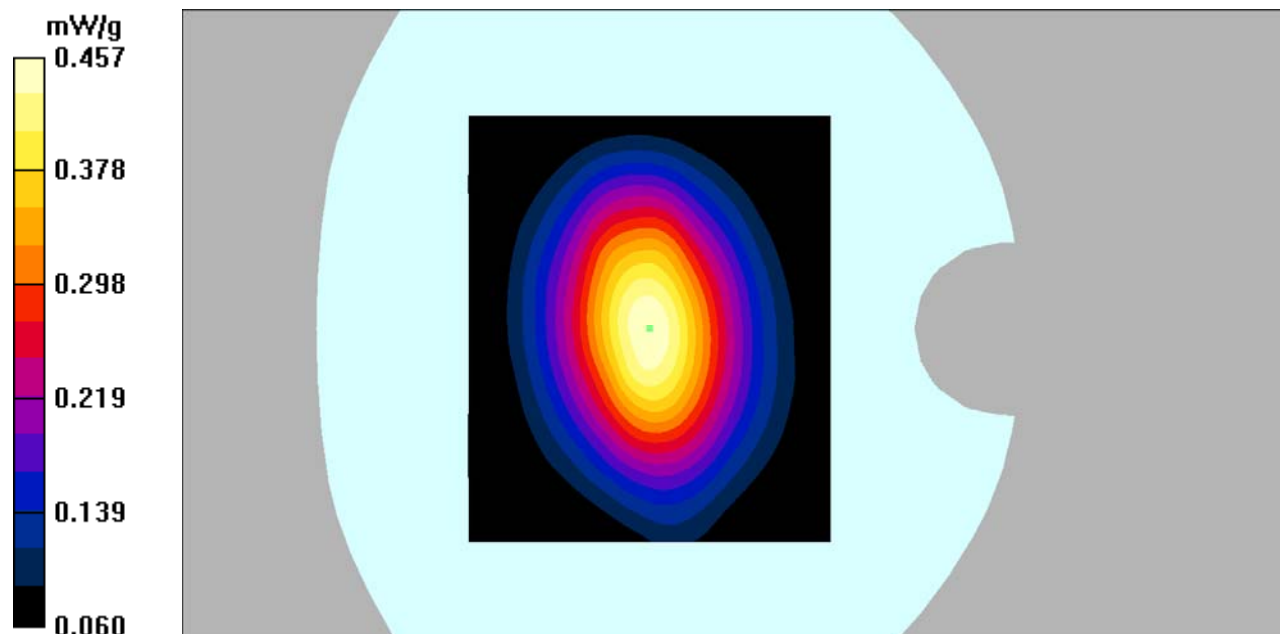
**Hotspot Right/GSM 850 Mid/Zoom Scan (7x7x7)/Cube 0:** Measurement grid: dx=5mm, dy=5mm,  
dz=5mm

Reference Value = 21.1 V/m; Power Drift = 0.091 dB

Peak SAR (extrapolated) = 0.585 W/kg

**SAR(1 g) = 0.427 mW/g; SAR(10 g) = 0.302 mW/g**

Maximum value of SAR (measured) = 0.457 mW/g



**DUT: 4G Smart Phone; Type: KODAK Smartway T1;**

Communication System: GPRS bands-4slots; Frequency: 836.6 MHz; Duty Cycle: 1:2  
Medium parameters used:  $f = 836.6$  MHz;  $\sigma = 0.96$  mho/m;  $\epsilon_r = 55.35$ ;  $\rho = 1000$  kg/m<sup>3</sup>  
Phantom section: Flat Section

## DASY4 Configuration:

- Probe: EX3DV4 – SN7382; ConvF(10.54, 10.54, 10.54); Calibrated: 26/10/2016
- Sensor-Surface: 4mm (Mechanical Surface Detection)
- Electronics: DAE – SN772; Calibrated: 25/10/2016
- Phantom: TWIN SAM; Type: Twin SAM V5.0; Serial: 1909
- Measurement SW: DASY4, V4.5 Build 19; Postprocessing SW: SEMCAD, V1.8 Build 145

**Hotspot Bottom/GSM 850 Mid/Area Scan (111x131x1):** Measurement grid: dx=10mm, dy=10mm  
Maximum value of SAR (interpolated) = 0.243 mW/g

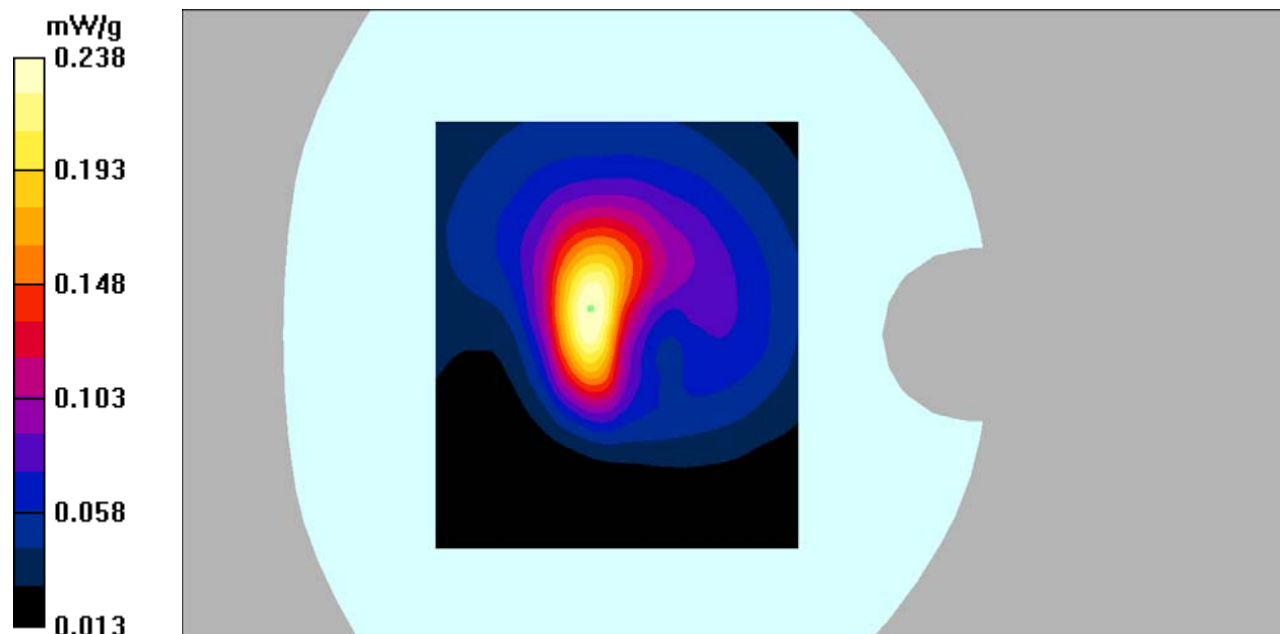
**Hotspot Bottom/GSM 850 Mid/Zoom Scan (7x7x7)/Cube 0:** Measurement grid: dx=5mm, dy=5mm, dz=5mm

Reference Value = 9.91 V/m; Power Drift = 0.208 dB

Peak SAR (extrapolated) = 0.342 W/kg

**SAR(1 g) = 0.217 mW/g; SAR(10 g) = 0.132 mW/g**

Maximum value of SAR (measured) = 0.238 mW/g



**DUT: 4G Smart Phone; Type: KODAK Smartway T1;**

Communication System: GSM bands; Frequency: 1880 MHz; Duty Cycle: 1:8

Medium parameters used:  $f = 1880$  MHz;  $\sigma = 1.44$  mho/m;  $\epsilon_r = 39.11$ ;  $\rho = 1000$  kg/m<sup>3</sup>

Phantom section: Left Section

**DASY4 Configuration:**

- Probe: EX3DV4 – SN7382; ConvF(8.71, 8.71, 8.71); Calibrated: 26/10/2016

- Sensor-Surface: 4mm (Mechanical Surface Detection)

- Electronics: DAE – SN772; Calibrated: 25/10/2016

- Phantom: TWIN SAM; Type: Twin SAM V5.0; Serial: 1909

- Measurement SW: DASY4, V4.5 Build 19; Postprocessing SW: SEMCAD, V1.8 Build 145

**Left Cheek/GSM 1900 Mid/Area Scan (101x121x1):** Measurement grid: dx=10mm, dy=10mm

Maximum value of SAR (interpolated) = 0.133 mW/g

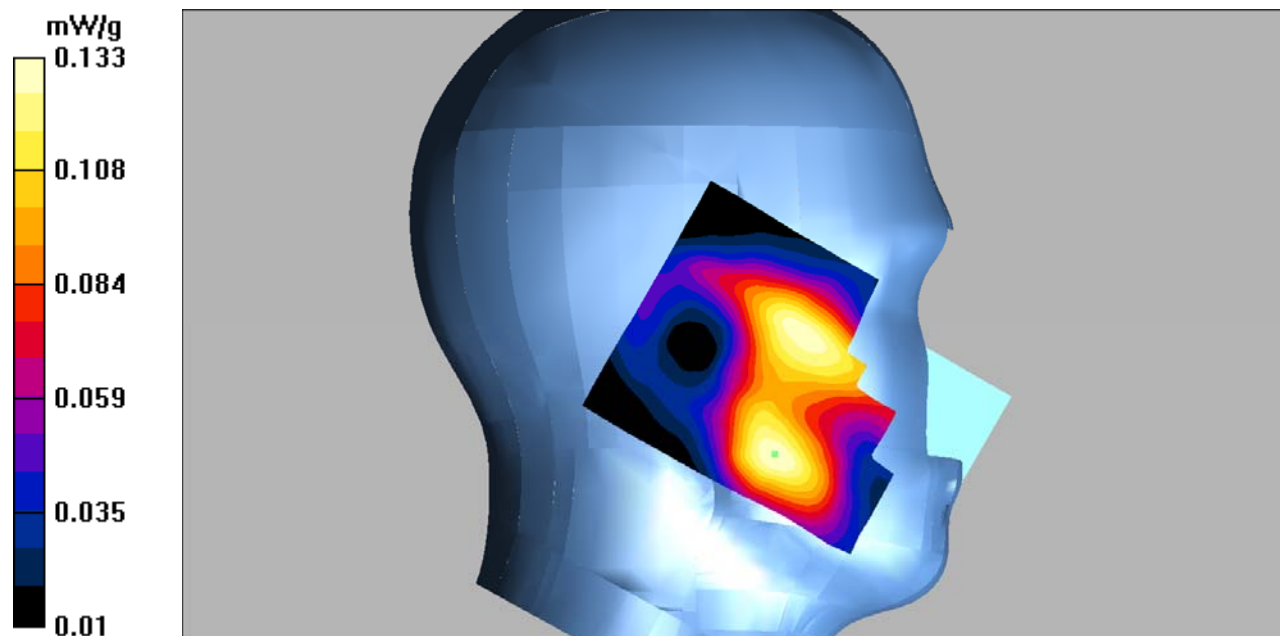
**Left Cheek/GSM 1900 Mid/Zoom Scan (7x7x7)/Cube 0:** Measurement grid: dx=5mm, dy=5mm, dz=5mm

Reference Value = 5.62 V/m; Power Drift = 0.037 dB

Peak SAR (extrapolated) = 0.177 W/kg

**SAR(1 g) = 0.125 mW/g; SAR(10 g) = 0.083 mW/g**

Maximum value of SAR (measured) = 0.133 mW/g



**DUT: 4G Smart Phone; Type: KODAK Smartway T1;**

Communication System: GSM bands; Frequency: 1880 MHz; Duty Cycle: 1:8

Medium parameters used:  $f = 1880$  MHz;  $\sigma = 1.44$  mho/m;  $\epsilon_r = 39.11$ ;  $\rho = 1000$  kg/m<sup>3</sup>

Phantom section: Left Section

**DASY4 Configuration:**

- Probe: EX3DV4 – SN7382; ConvF(8.71, 8.71, 8.71); Calibrated: 26/10/2016

- Sensor-Surface: 4mm (Mechanical Surface Detection)

- Electronics: DAE – SN772; Calibrated: 25/10/2016

- Phantom: TWIN SAM; Type: Twin SAM V5.0; Serial: 1909

- Measurement SW: DASY4, V4.5 Build 19; Postprocessing SW: SEMCAD, V1.8 Build 145

**Left Tilt/GSM 1900 Mid/Area Scan (101x121x1):** Measurement grid: dx=10mm, dy=10mm

Maximum value of SAR (interpolated) = 0.079 mW/g

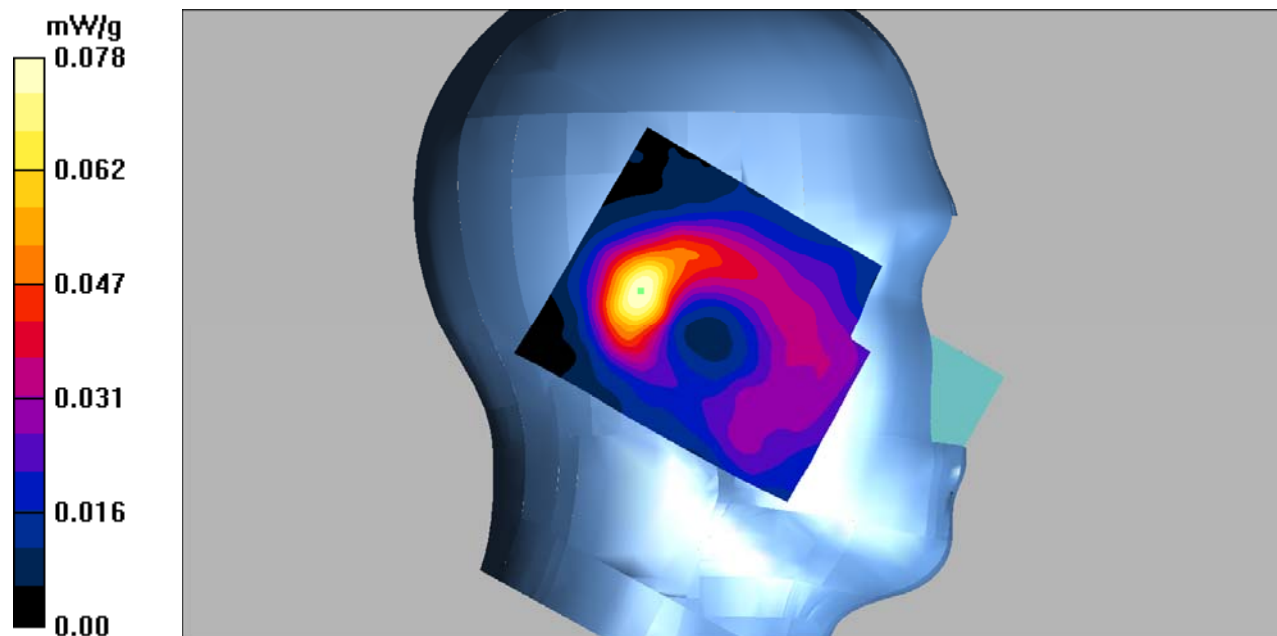
**Left Tilt/GSM 1900 Mid/Zoom Scan (7x7x7)/Cube 0:** Measurement grid: dx=5mm, dy=5mm, dz=5mm

Reference Value = 7.18 V/m; Power Drift = 0.100 dB

Peak SAR (extrapolated) = 0.115 W/kg

**SAR(1 g) = 0.070 mW/g; SAR(10 g) = 0.040 mW/g**

Maximum value of SAR (measured) = 0.078 mW/g



**DUT: 4G Smart Phone; Type: KODAK Smartway T1;**

Communication System: GSM bands; Frequency: 1880 MHz; Duty Cycle: 1:8

Medium parameters used:  $f = 1880$  MHz;  $\sigma = 1.44$  mho/m;  $\epsilon_r = 39.11$ ;  $\rho = 1000$  kg/m<sup>3</sup>

Phantom section: Right Section

**DASY4 Configuration:**

- Probe: EX3DV4 – SN7382; ConvF(8.71, 8.71, 8.71); Calibrated: 26/10/2016

- Sensor-Surface: 4mm (Mechanical Surface Detection)

- Electronics: DAE – SN772; Calibrated: 25/10/2016

- Phantom: TWIN SAM; Type: Twin SAM V5.0; Serial: 1909

- Measurement SW: DASY4, V4.5 Build 19; Postprocessing SW: SEMCAD, V1.8 Build 145

**Right Cheek/GSM 1900 Mid/Area Scan (101x121x1):** Measurement grid: dx=10mm, dy=10mm

Maximum value of SAR (interpolated) = 0.304 mW/g

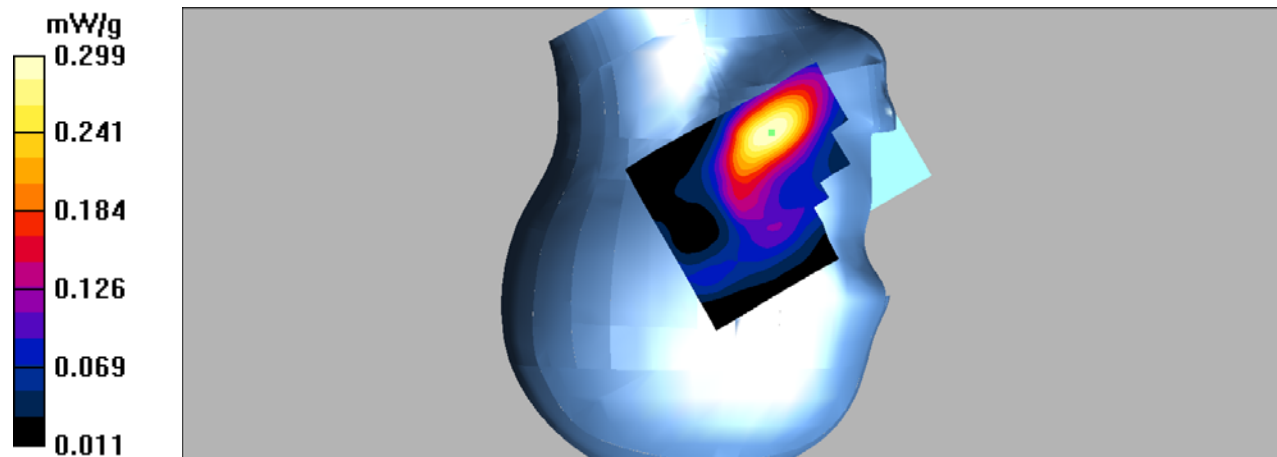
**Right Cheek/GSM 1900 Mid/Zoom Scan (7x7x7)/Cube 0:** Measurement grid: dx=5mm, dy=5mm, dz=5mm

Reference Value = 5.73 V/m; Power Drift = -0.046 dB

Peak SAR (extrapolated) = 0.427 W/kg

**SAR(1 g) = 0.280 mW/g; SAR(10 g) = 0.175 mW/g**

Maximum value of SAR (measured) = 0.299 mW/g





**DUT: 4G Smart Phone; Type: KODAK Smartway T1;**

Communication System: GSM bands; Frequency: 1880 MHz; Duty Cycle: 1:8

Medium parameters used:  $f = 1880$  MHz;  $\sigma = 1.44$  mho/m;  $\epsilon_r = 39.11$ ;  $\rho = 1000$  kg/m<sup>3</sup>

Phantom section: Right Section

**DASY4 Configuration:**

- Probe: EX3DV4 – SN7382; ConvF(8.71, 8.71, 8.71); Calibrated: 26/10/2016

- Sensor-Surface: 4mm (Mechanical Surface Detection)

- Electronics: DAE – SN772; Calibrated: 25/10/2016

- Phantom: TWIN SAM; Type: Twin SAM V5.0; Serial: 1909

- Measurement SW: DASY4, V4.5 Build 19; Postprocessing SW: SEMCAD, V1.8 Build 145

**Right Tilt/GSM 1900 Mid/Area Scan (101x121x1):** Measurement grid: dx=10mm, dy=10mm

Maximum value of SAR (interpolated) = 0.089 mW/g

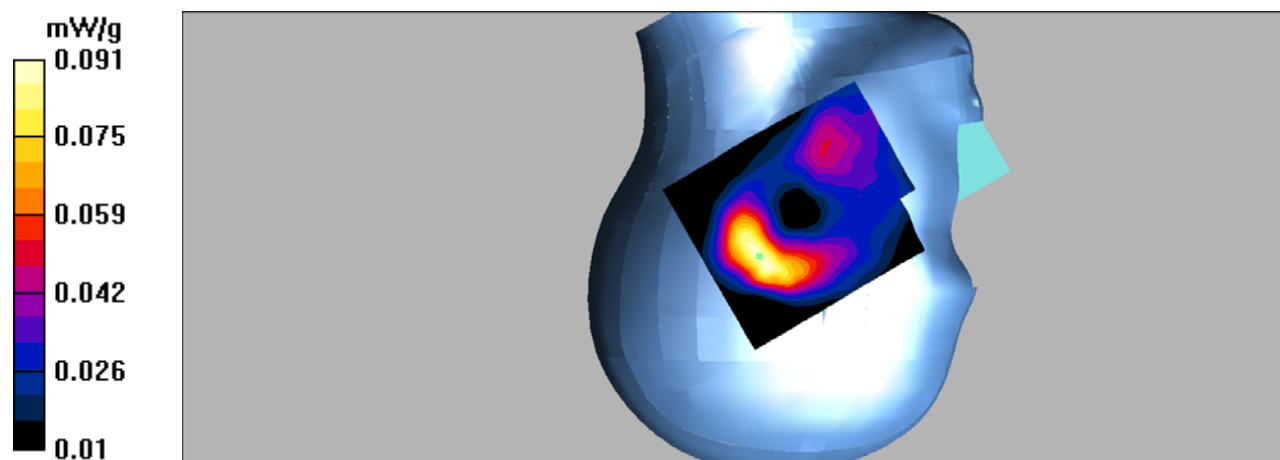
**Right Tilt/GSM 1900 Mid/Zoom Scan (7x7x7)/Cube 0:** Measurement grid: dx=5mm, dy=5mm, dz=5mm

Reference Value = 7.62 V/m; Power Drift = -0.152 dB

Peak SAR (extrapolated) = 0.130 W/kg

**SAR(1 g) = 0.081 mW/g; SAR(10 g) = 0.050 mW/g**

Maximum value of SAR (measured) = 0.091 mW/g



**DUT: 4G Smart Phone; Type: KODAK Smartway T1;**

Communication System: GSM bands; Frequency: 1880 MHz; Duty Cycle: 1:8

Medium parameters used:  $f = 1880$  MHz;  $\sigma = 1.52$  mho/m;  $\epsilon_r = 52.43$ ;  $\rho = 1000$  kg/m<sup>3</sup>

Phantom section: Flat Section

**DASY4 Configuration:**

- Probe: EX3DV4 – SN7382; ConvF(8.31, 8.31, 8.31); Calibrated: 26/10/2016

- Sensor-Surface: 4mm (Mechanical Surface Detection)

- Electronics: DAE – SN772; Calibrated: 25/10/2016

- Phantom: TWIN SAM; Type: Twin SAM V5.0; Serial: 1909

- Measurement SW: DASY4, V4.5 Build 19; Postprocessing SW: SEMCAD, V1.8 Build 145

**Body Worn/GSM 1900 Mid/Area Scan (101x121x1):** Measurement grid: dx=10mm, dy=10mm

Maximum value of SAR (interpolated) = 0.441 mW/g

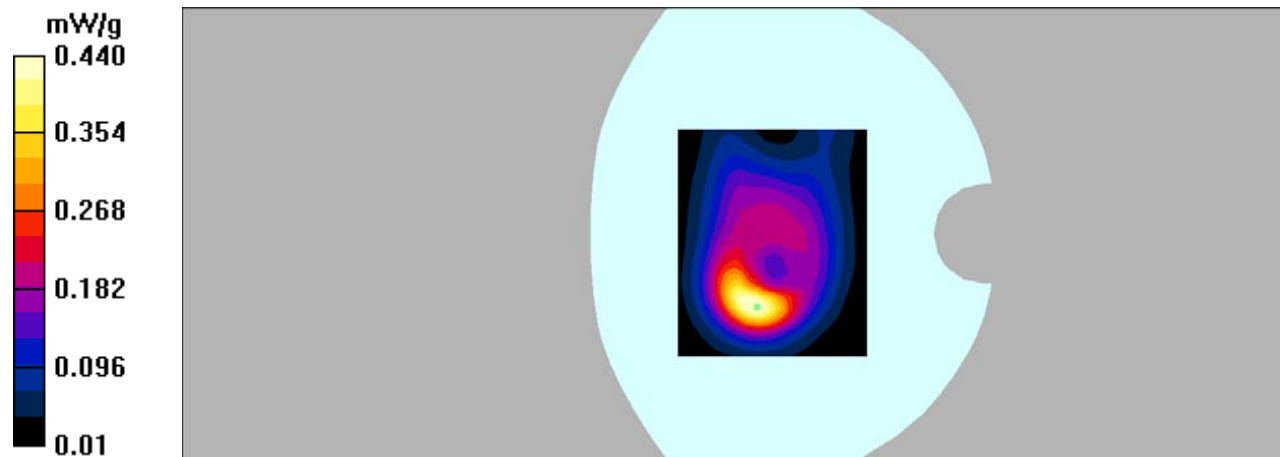
**Body Worn/GSM 1900 Mid/Zoom Scan (7x7x7)/Cube 0:** Measurement grid: dx=5mm, dy=5mm, dz=5mm

Reference Value = 11.4 V/m; Power Drift = 0.135 dB

Peak SAR (extrapolated) = 0.744 W/kg

**SAR(1 g) = 0.402 mW/g; SAR(10 g) = 0.213 mW/g**

Maximum value of SAR (measured) = 0.440 mW/g



**DUT: 4G Smart Phone; Type: KODAK Smartway T1;**

Communication System: GPRS bands-4slots; Frequency: 1880 MHz;Duty Cycle: 1:2  
Medium parameters used:  $f = 1880$  MHz;  $\sigma = 1.52$  mho/m;  $\epsilon_r = 52.43$ ;  $\rho = 1000$  kg/m<sup>3</sup>  
Phantom section: Flat Section

## DASY4 Configuration:

- Probe: EX3DV4 – SN7382; ConvF(8.31, 8.31, 8.31); Calibrated: 26/10/2016
- Sensor-Surface: 4mm (Mechanical Surface Detection)
- Electronics: DAE – SN772; Calibrated: 25/10/2016
- Phantom: TWIN SAM; Type: Twin SAM V5.0; Serial: 1909
- Measurement SW: DASY4, V4.5 Build 19; Postprocessing SW: SEMCAD, V1.8 Build 145

**Hotspot Back/GPRS 1900 Mid/Area Scan (101x121x1):** Measurement grid: dx=10mm, dy=10mm  
Maximum value of SAR (interpolated) = 0.515 mW/g

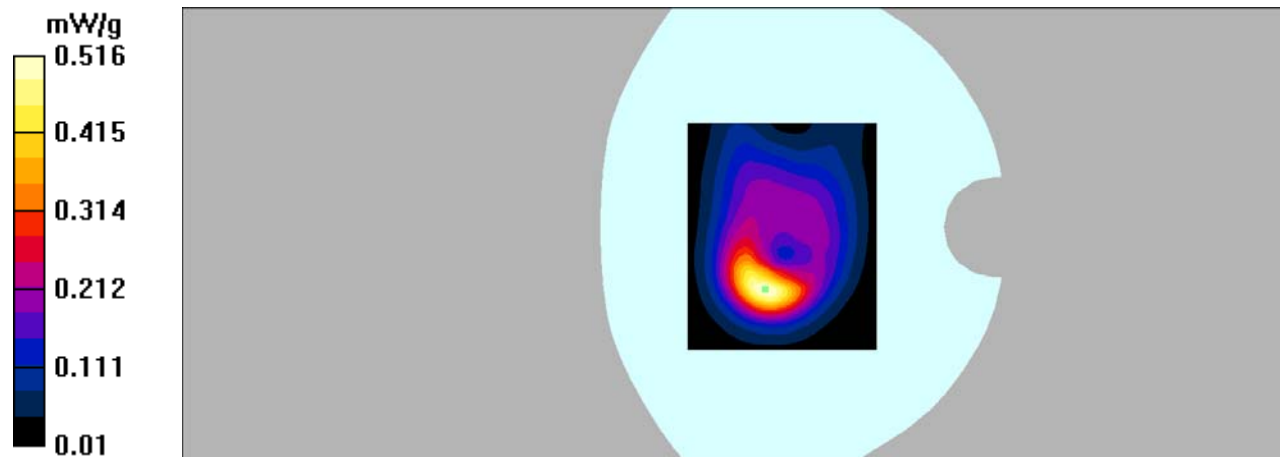
**Hotspot Back/GPRS 1900 Mid/Zoom Scan (7x7x7)/Cube 0:** Measurement grid: dx=5mm, dy=5mm, dz=5mm

Reference Value = 11.5 V/m; Power Drift = -0.065 dB

Peak SAR (extrapolated) = 0.880 W/kg

**SAR(1 g) = 0.464 mW/g; SAR(10 g) = 0.244 mW/g**

Maximum value of SAR (measured) = 0.516 mW/g



**DUT: 4G Smart Phone; Type: KODAK Smartway T1;**

Communication System: GPRS bands-4slots; Frequency: 1880 MHz;Duty Cycle: 1:2  
Medium parameters used:  $f = 1880$  MHz;  $\sigma = 1.52$  mho/m;  $\epsilon_r = 52.43$ ;  $\rho = 1000$  kg/m<sup>3</sup>  
Phantom section: Flat Section

## DASY4 Configuration:

- Probe: EX3DV4 – SN7382; ConvF(8.31, 8.31, 8.31); Calibrated: 26/10/2016
- Sensor-Surface: 4mm (Mechanical Surface Detection)
- Electronics: DAE – SN772; Calibrated: 25/10/2016
- Phantom: TWIN SAM; Type: Twin SAM V5.0; Serial: 1909
- Measurement SW: DASY4, V4.5 Build 19; Postprocessing SW: SEMCAD, V1.8 Build 145

**Hotspot Left/GPRS 1900 Mid/Area Scan (91x101x1):** Measurement grid: dx=10mm, dy=10mm  
Maximum value of SAR (interpolated) = 0.070 mW/g

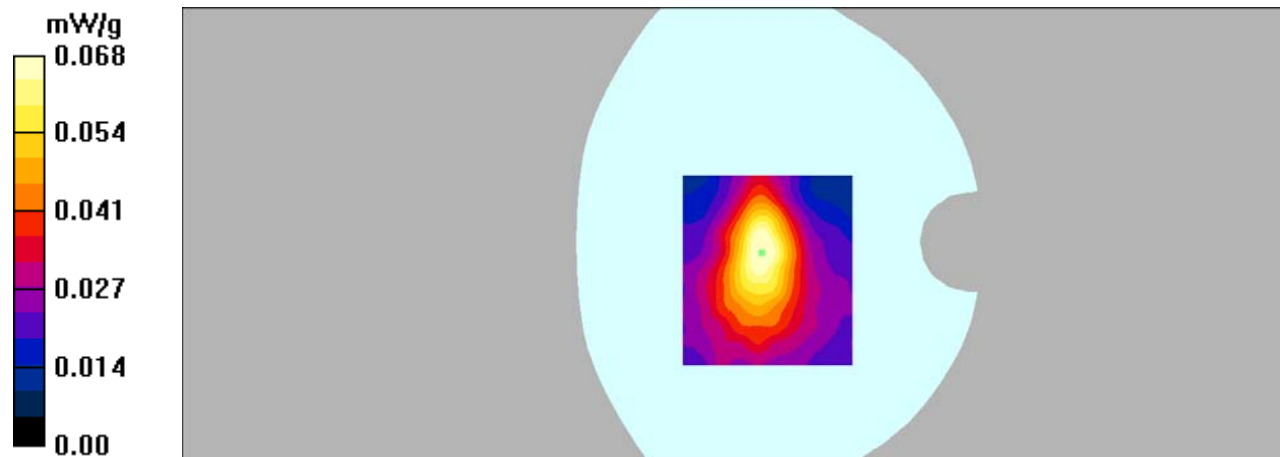
**Hotspot Left/GPRS 1900 Mid/Zoom Scan (7x7x7)/Cube 0:** Measurement grid: dx=5mm, dy=5mm,  
dz=5mm

Reference Value = 6.31 V/m; Power Drift = 0.01 dB

Peak SAR (extrapolated) = 0.100 W/kg

**SAR(1 g) = 0.063 mW/g; SAR(10 g) = 0.039 mW/g**

Maximum value of SAR (measured) = 0.068 mW/g



**DUT: 4G Smart Phone; Type: KODAK Smartway T1;**

Communication System: GPRS bands-4slots; Frequency: 1880 MHz;Duty Cycle: 1:2  
Medium parameters used:  $f = 1880$  MHz;  $\sigma = 1.52$  mho/m;  $\epsilon_r = 52.43$ ;  $\rho = 1000$  kg/m<sup>3</sup>  
Phantom section: Flat Section

## DASY4 Configuration:

- Probe: EX3DV4 – SN7382; ConvF(8.31, 8.31, 8.31); Calibrated: 26/10/2016
- Sensor-Surface: 4mm (Mechanical Surface Detection)
- Electronics: DAE – SN772; Calibrated: 25/10/2016
- Phantom: TWIN SAM; Type: Twin SAM V5.0; Serial: 1909
- Measurement SW: DASY4, V4.5 Build 19; Postprocessing SW: SEMCAD, V1.8 Build 145

**Hotspot Right/GPRS 1900 Mid/Area Scan (91x101x1):** Measurement grid: dx=10mm, dy=10mm  
Maximum value of SAR (interpolated) = 0.127 mW/g

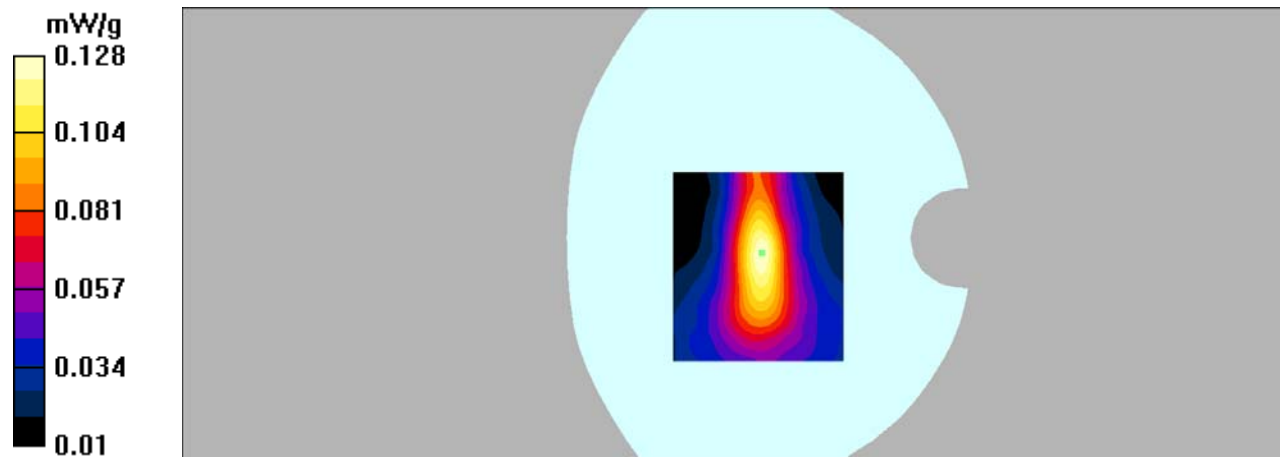
**Hotspot Right/GPRS 1900 Mid/Zoom Scan (7x7x7)/Cube 0:** Measurement grid: dx=5mm, dy=5mm, dz=5mm

Reference Value = 8.77 V/m; Power Drift = 0.041 dB

Peak SAR (extrapolated) = 0.204 W/kg

**SAR(1 g) = 0.115 mW/g; SAR(10 g) = 0.066 mW/g**

Maximum value of SAR (measured) = 0.128 mW/g



**DUT: 4G Smart Phone; Type: KODAK Smartway T1;**

Communication System: GPRS bands-4slots; Frequency: 1880 MHz;Duty Cycle: 1:2  
Medium parameters used:  $f = 1880$  MHz;  $\sigma = 1.52$  mho/m;  $\epsilon_r = 52.43$ ;  $\rho = 1000$  kg/m<sup>3</sup>  
Phantom section: Flat Section

## DASY4 Configuration:

- Probe: EX3DV4 – SN7382; ConvF(8.31, 8.31, 8.31); Calibrated: 26/10/2016
- Sensor-Surface: 4mm (Mechanical Surface Detection)
- Electronics: DAE – SN772; Calibrated: 25/10/2016
- Phantom: TWIN SAM; Type: Twin SAM V5.0; Serial: 1909
- Measurement SW: DASY4, V4.5 Build 19; Postprocessing SW: SEMCAD, V1.8 Build 145

**Hotspot Bottom/GPRS 1900 Mid/Area Scan (91x101x1):** Measurement grid: dx=10mm, dy=10mm  
Maximum value of SAR (interpolated) = 0.638 mW/g

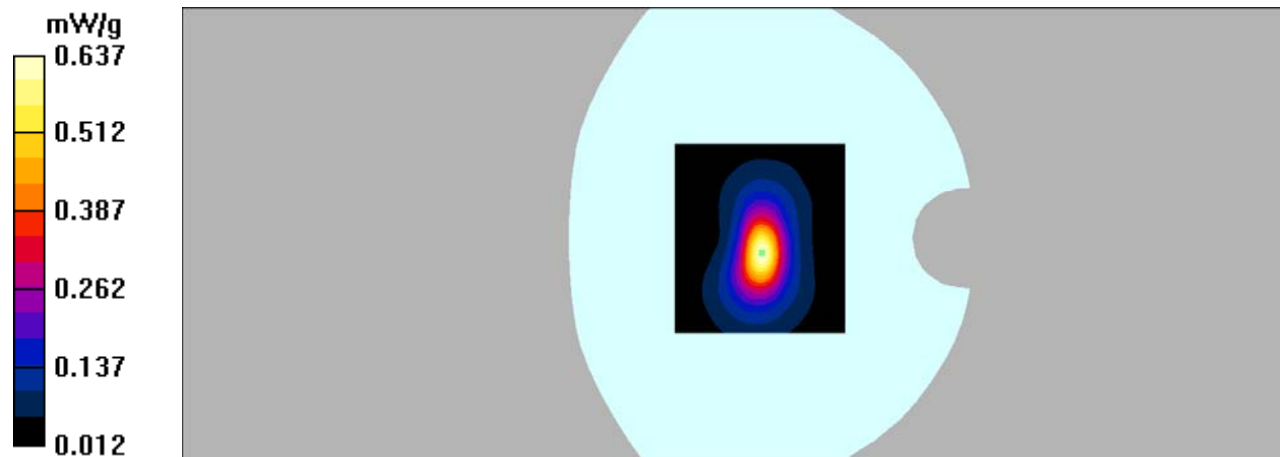
**Hotspot Bottom/GPRS 1900 Mid/Zoom Scan (7x7x7)/Cube 0:** Measurement grid: dx=5mm, dy=5mm, dz=5mm

Reference Value = 18.5 V/m; Power Drift = -0.051 dB

Peak SAR (extrapolated) = 1.06 W/kg

**SAR(1 g) = 0.557 mW/g; SAR(10 g) = 0.276 mW/g**

Maximum value of SAR (measured) = 0.637 mW/g



**DUT: 4G Smart Phone; Type: KODAK Smartway T1;**

Communication System: 3G Bands; Frequency: 836.6 MHz; Duty Cycle: 1:1

Medium parameters used:  $f = 836.6$  MHz;  $\sigma = 0.93$  mho/m;  $\epsilon_r = 41.99$ ;  $\rho = 1000$  kg/m<sup>3</sup>

Phantom section: Left Section

**DASY4 Configuration:**

- Probe: EX3DV4 – SN7382; ConvF(10.50, 10.50, 10.50); Calibrated: 26/10/2016

- Sensor-Surface: 4mm (Mechanical Surface Detection)

- Electronics: DAE – SN772; Calibrated: 25/10/2016

- Phantom: TWIN SAM; Type: Twin SAM V5.0; Serial: 1909

- Measurement SW: DASY4, V4.5 Build 19; Postprocessing SW: SEMCAD, V1.8 Build 145

**Left Cheek/WCDMA Band 5 Mid/Area Scan (101x121x1):** Measurement grid: dx=10mm, dy=10mm

Maximum value of SAR (interpolated) = 0.169 mW/g

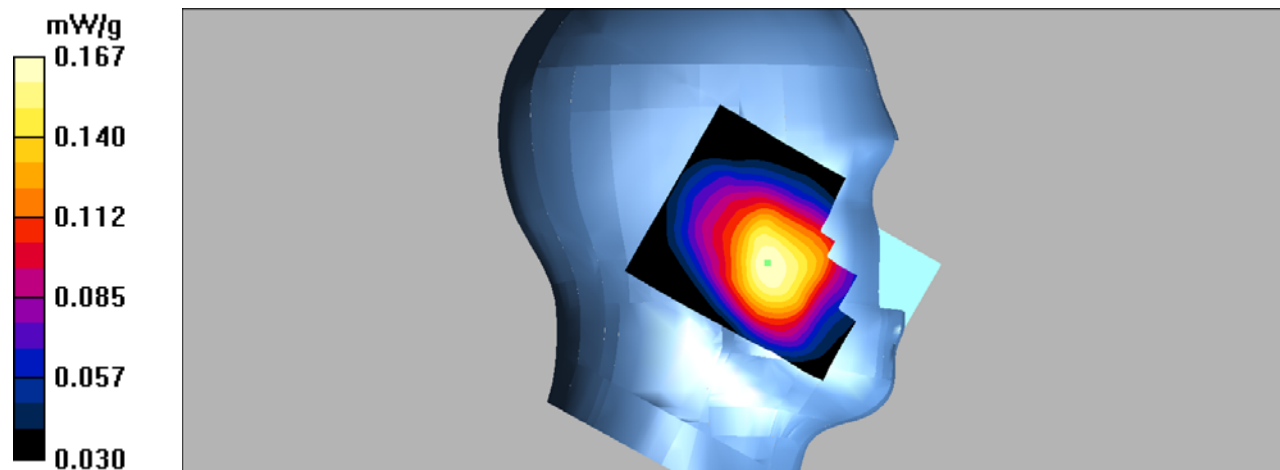
**Left Cheek/WCDMA Band 5 Mid/Zoom Scan (7x7x7)/Cube 0:** Measurement grid: dx=5mm, dy=5mm, dz=5mm

Reference Value = 7.05 V/m; Power Drift = -0.099 dB

Peak SAR (extrapolated) = 0.190 W/kg

**SAR(1 g) = 0.159 mW/g; SAR(10 g) = 0.126 mW/g**

Maximum value of SAR (measured) = 0.167 mW/g



**DUT: 4G Smart Phone; Type: KODAK Smartway T1;**

Communication System: 3G Bands; Frequency: 836.6 MHz; Duty Cycle: 1:1

Medium parameters used:  $f = 836.6$  MHz;  $\sigma = 0.93$  mho/m;  $\epsilon_r = 41.99$ ;  $\rho = 1000$  kg/m<sup>3</sup>

Phantom section: Left Section

**DASY4 Configuration:**

- Probe: EX3DV4 – SN7382; ConvF(10.50, 10.50, 10.50); Calibrated: 26/10/2016

- Sensor-Surface: 4mm (Mechanical Surface Detection)

- Electronics: DAE – SN772; Calibrated: 25/10/2016

- Phantom: TWIN SAM; Type: Twin SAM V5.0; Serial: 1909

- Measurement SW: DASY4, V4.5 Build 19; Postprocessing SW: SEMCAD, V1.8 Build 145

**Left Tilt/WCDMA Band 5 Mid/Area Scan (101x121x1):** Measurement grid: dx=10mm, dy=10mm

Maximum value of SAR (interpolated) = 0.125 mW/g

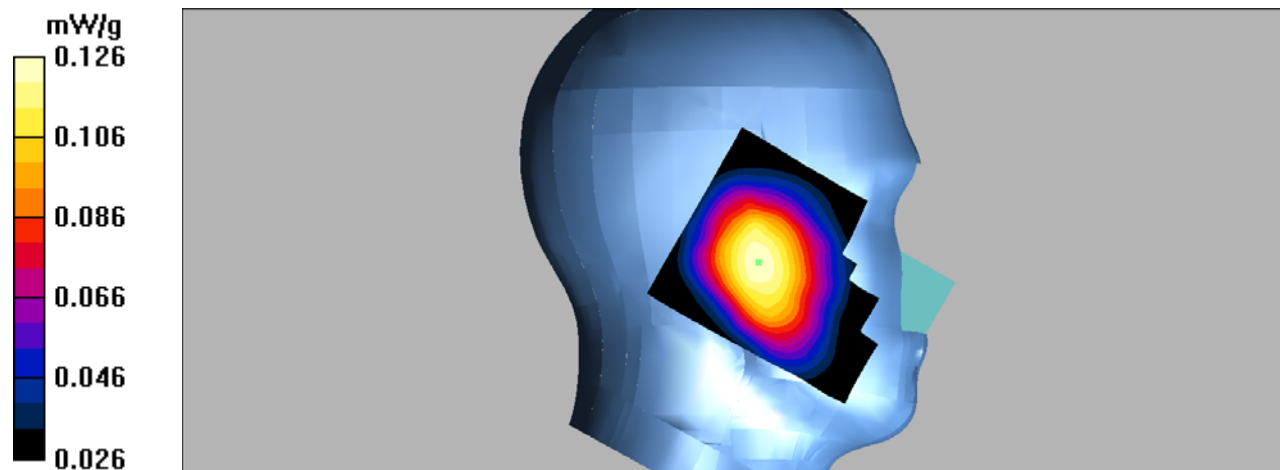
**Left Tilt/WCDMA Band 5 Mid/Zoom Scan (7x7x7)/Cube 0:** Measurement grid: dx=5mm, dy=5mm, dz=5mm

Reference Value = 6.80 V/m; Power Drift = 0.161 dB

Peak SAR (extrapolated) = 0.139 W/kg

**SAR(1 g) = 0.122 mW/g; SAR(10 g) = 0.098 mW/g**

Maximum value of SAR (measured) = 0.126 mW/g





**DUT: 4G Smart Phone; Type: KODAK Smartway T1;**

Communication System: 3G Bands; Frequency: 836.6 MHz; Duty Cycle: 1:1

Medium parameters used:  $f = 836.6$  MHz;  $\sigma = 0.93$  mho/m;  $\epsilon_r = 41.99$ ;  $\rho = 1000$  kg/m<sup>3</sup>

Phantom section: Right Section

**DASY4 Configuration:**

- Probe: EX3DV4 – SN7382; ConvF(10.50, 10.50, 10.50); Calibrated: 26/10/2016

- Sensor-Surface: 4mm (Mechanical Surface Detection)

- Electronics: DAE – SN772; Calibrated: 25/10/2016

- Phantom: TWIN SAM; Type: Twin SAM V5.0; Serial: 1909

- Measurement SW: DASY4, V4.5 Build 19; Postprocessing SW: SEMCAD, V1.8 Build 145

**Right Cheek/WCDMA Band 5 Mid/Area Scan (101x121x1):** Measurement grid: dx=10mm, dy=10mm

Maximum value of SAR (interpolated) = 0.180 mW/g

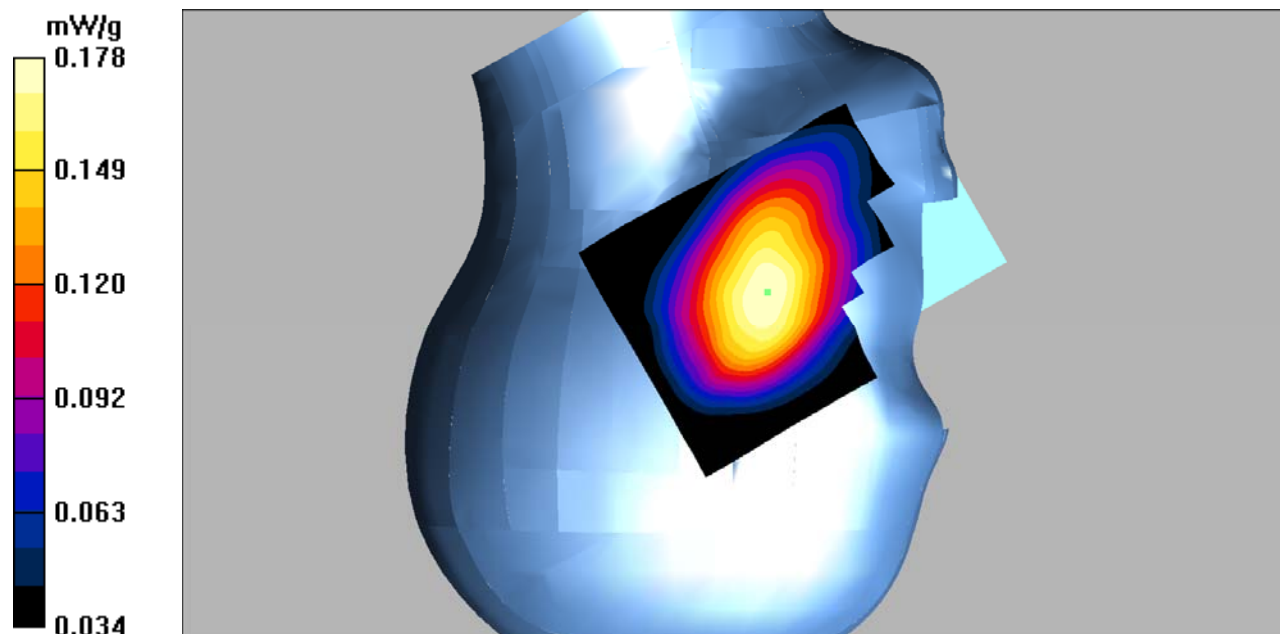
**Right Cheek/WCDMA Band 5 Mid/Zoom Scan (7x7x7)/Cube 0:** Measurement grid: dx=5mm, dy=5mm, dz=5mm

Reference Value = 6.08 V/m; Power Drift = 0.028 dB

Peak SAR (extrapolated) = 0.197 W/kg

**SAR(1 g) = 0.171 mW/g; SAR(10 g) = 0.137 mW/g**

Maximum value of SAR (measured) = 0.178 mW/g



**DUT: 4G Smart Phone; Type: KODAK Smartway T1;**

Communication System: 3G Bands; Frequency: 836.6 MHz; Duty Cycle: 1:1

Medium parameters used:  $f = 836.6$  MHz;  $\sigma = 0.93$  mho/m;  $\epsilon_r = 41.99$ ;  $\rho = 1000$  kg/m<sup>3</sup>

Phantom section: Right Section

**DASY4 Configuration:**

- Probe: EX3DV4 – SN7382; ConvF(10.50, 10.50, 10.50); Calibrated: 26/10/2016

- Sensor-Surface: 4mm (Mechanical Surface Detection)

- Electronics: DAE – SN772; Calibrated: 25/10/2016

- Phantom: TWIN SAM; Type: Twin SAM V5.0; Serial: 1909

- Measurement SW: DASY4, V4.5 Build 19; Postprocessing SW: SEMCAD, V1.8 Build 145

**Right Tilt/WCDMA Band 5 Mid/Area Scan (101x121x1):** Measurement grid: dx=10mm, dy=10mm

Maximum value of SAR (interpolated) = 0.125 mW/g

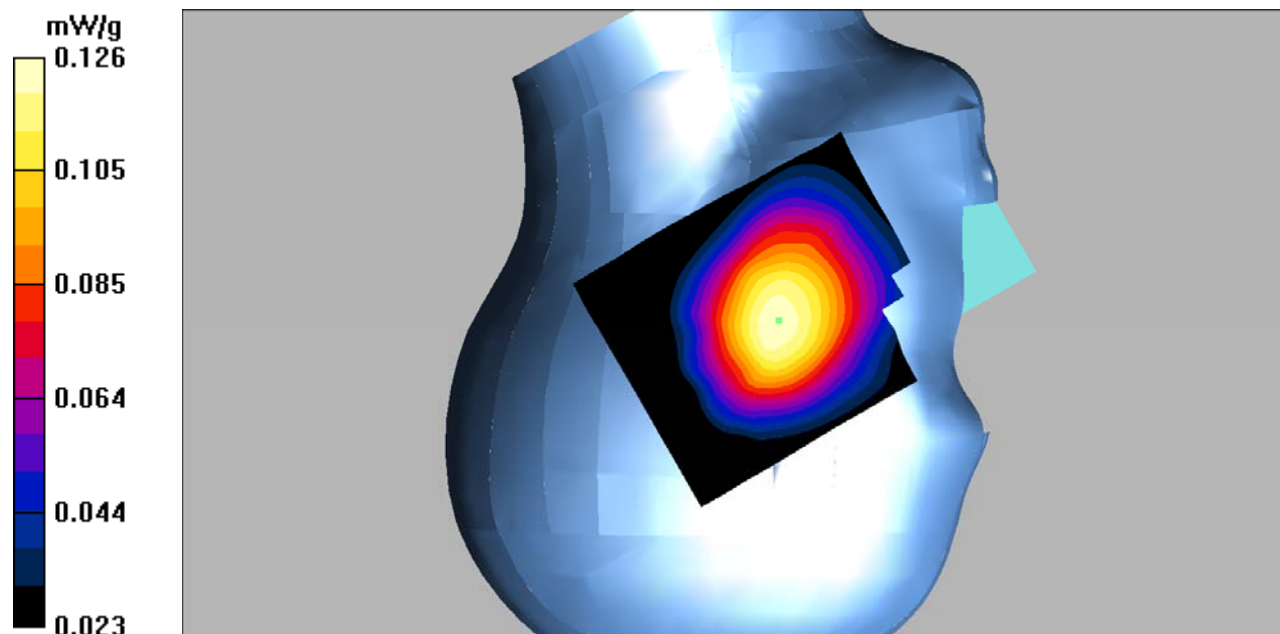
**Right Tilt/WCDMA Band 5 Mid/Zoom Scan (7x7x7)/Cube 0:** Measurement grid: dx=5mm, dy=5mm, dz=5mm

Reference Value = 6.19 V/m; Power Drift = 0.138 dB

Peak SAR (extrapolated) = 0.146 W/kg

**SAR(1 g) = 0.121 mW/g; SAR(10 g) = 0.096 mW/g**

Maximum value of SAR (measured) = 0.126 mW/g



**DUT: 4G Smart Phone; Type: KODAK Smartway T1;**

Communication System: 3G Bands; Frequency: 836.6 MHz; Duty Cycle: 1:1

Medium parameters used:  $f = 836.6$  MHz;  $\sigma = 0.96$  mho/m;  $\epsilon_r = 55.35$ ;  $\rho = 1000$  kg/m<sup>3</sup>

Phantom section: Flat Section

**DASY4 Configuration:**

- Probe: EX3DV4 – SN7382; ConvF(10.54, 10.54, 10.54); Calibrated: 26/10/2016

- Sensor-Surface: 4mm (Mechanical Surface Detection)

- Electronics: DAE – SN772; Calibrated: 25/10/2016

- Phantom: TWIN SAM; Type: Twin SAM V5.0; Serial: 1909

- Measurement SW: DASY4, V4.5 Build 19; Postprocessing SW: SEMCAD, V1.8 Build 145

**Hotspot Back/WCDMA Band 5 Mid/Area Scan (111x131x1):** Measurement grid: dx=10mm, dy=10mm

Maximum value of SAR (interpolated) = 0.362 mW/g

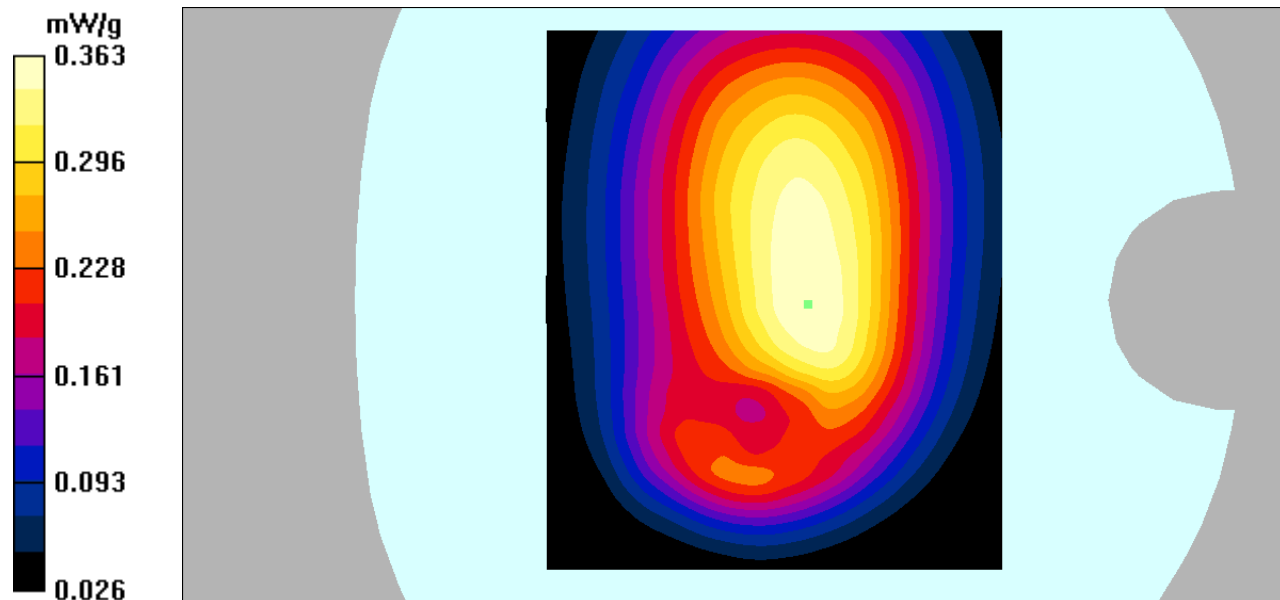
**Hotspot Back/WCDMA Band 5 Mid/Zoom Scan (7x7x7)/Cube 0:** Measurement grid: dx=5mm, dy=5mm, dz=5mm

Reference Value = 19.3 V/m; Power Drift = -0.040 dB

Peak SAR (extrapolated) = 0.429 W/kg

**SAR(1 g) = 0.346 mW/g; SAR(10 g) = 0.261 mW/g**

Maximum value of SAR (measured) = 0.363 mW/g



**DUT: 4G Smart Phone; Type: KODAK Smartway T1;**

Communication System: 3G Bands; Frequency: 836.6 MHz; Duty Cycle: 1:1

Medium parameters used:  $f = 836.6$  MHz;  $\sigma = 0.96$  mho/m;  $\epsilon_r = 55.35$ ;  $\rho = 1000$  kg/m<sup>3</sup>

Phantom section: Flat Section

**DASY4 Configuration:**

- Probe: EX3DV4 – SN7382; ConvF(10.54, 10.54, 10.54); Calibrated: 26/10/2016

- Sensor-Surface: 4mm (Mechanical Surface Detection)

- Electronics: DAE – SN772; Calibrated: 25/10/2016

- Phantom: TWIN SAM; Type: Twin SAM V5.0; Serial: 1909

- Measurement SW: DASY4, V4.5 Build 19; Postprocessing SW: SEMCAD, V1.8 Build 145

**Hotspot Left/WCDMA Band 5 Mid/Area Scan (11x131x1):** Measurement grid: dx=10mm, dy=10mm

Maximum value of SAR (interpolated) = 0.378 mW/g

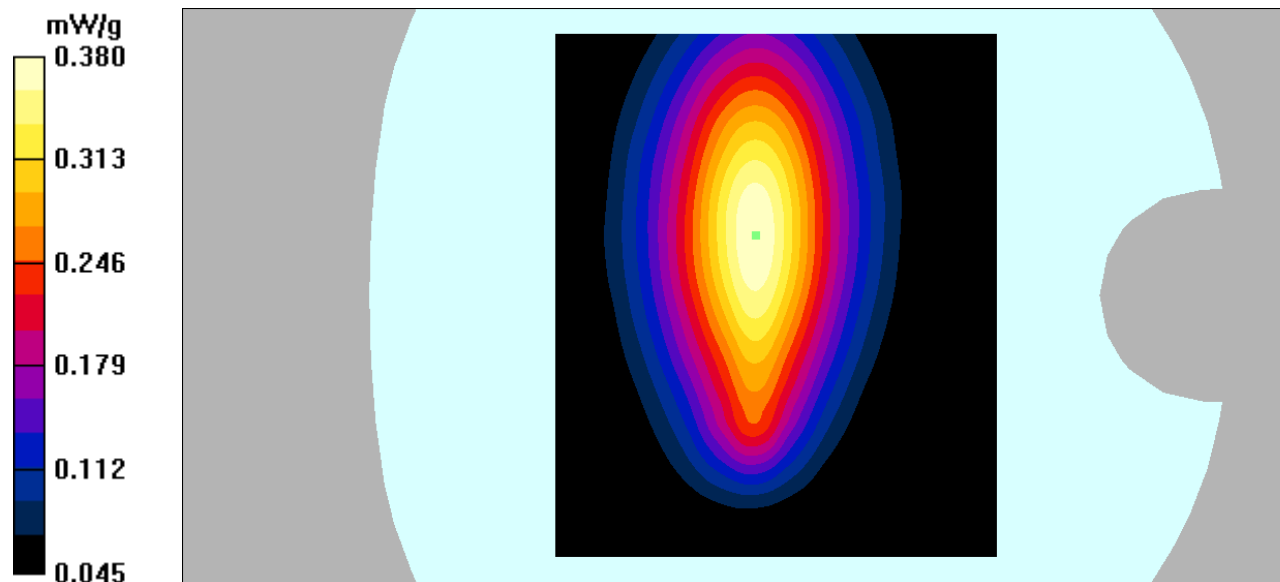
**Hotspot Left/WCDMA Band 5 Mid/Zoom Scan (7x7x7)/Cube 0:** Measurement grid: dx=5mm, dy=5mm, dz=5mm

Reference Value = 17.0 V/m; Power Drift = 0.087 dB

Peak SAR (extrapolated) = 0.507 W/kg

**SAR(1 g) = 0.353 mW/g; SAR(10 g) = 0.241 mW/g**

Maximum value of SAR (measured) = 0.380 mW/g



**DUT: 4G Smart Phone; Type: KODAK Smartway T1;**

Communication System: 3G Bands; Frequency: 836.6 MHz; Duty Cycle: 1:1

Medium parameters used:  $f = 836.6$  MHz;  $\sigma = 0.96$  mho/m;  $\epsilon_r = 55.35$ ;  $\rho = 1000$  kg/m<sup>3</sup>

Phantom section: Flat Section

**DASY4 Configuration:**

- Probe: EX3DV4 – SN7382; ConvF(10.54, 10.54, 10.54); Calibrated: 26/10/2016

- Sensor-Surface: 4mm (Mechanical Surface Detection)

- Electronics: DAE – SN772; Calibrated: 25/10/2016

- Phantom: TWIN SAM; Type: Twin SAM V5.0; Serial: 1909

- Measurement SW: DASY4, V4.5 Build 19; Postprocessing SW: SEMCAD, V1.8 Build 145

**Hotspot Right/WCDMA Band 5 Mid/Area Scan (111x131x1):** Measurement grid: dx=10mm, dy=10mm

Maximum value of SAR (interpolated) = 0.196 mW/g

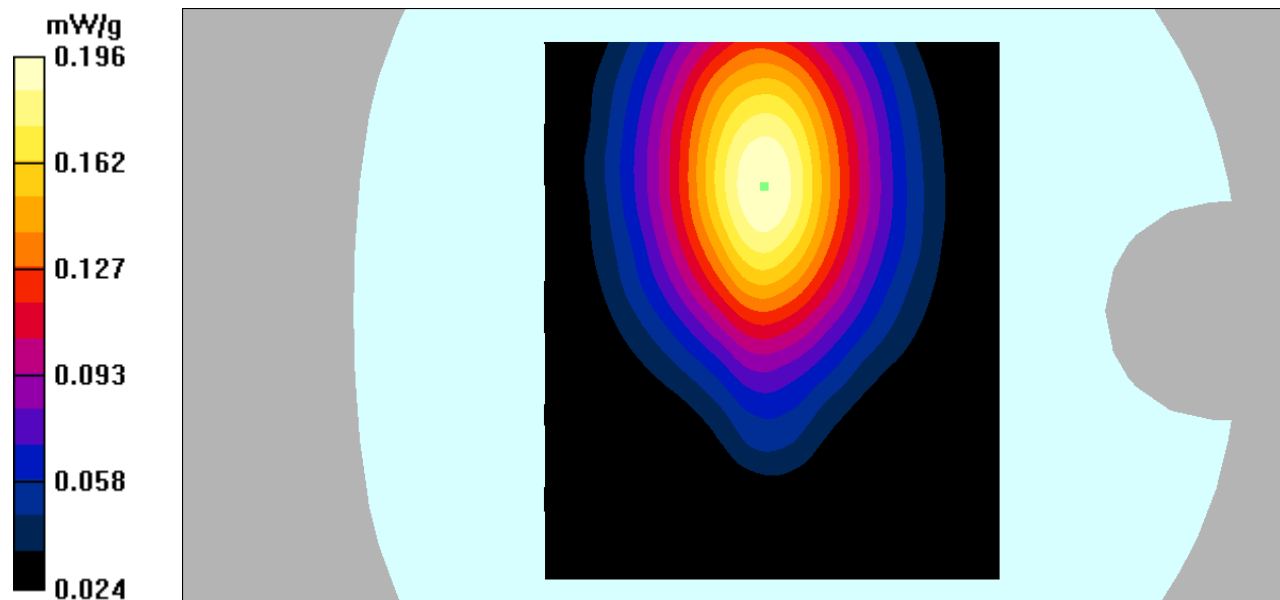
**Hotspot Right/WCDMA Band 5 Mid/Zoom Scan (7x7x7)/Cube 0:** Measurement grid: dx=5mm, dy=5mm, dz=5mm

Reference Value = 11.2 V/m; Power Drift = -0.040 dB

Peak SAR (extrapolated) = 0.248 W/kg

**SAR(1 g) = 0.183 mW/g; SAR(10 g) = 0.129 mW/g**

Maximum value of SAR (measured) = 0.196 mW/g



**DUT: 4G Smart Phone; Type: KODAK Smartway T1;**

Communication System: 3G Bands; Frequency: 836.6 MHz; Duty Cycle: 1:1

Medium parameters used:  $f = 836.6$  MHz;  $\sigma = 0.96$  mho/m;  $\epsilon_r = 55.35$ ;  $\rho = 1000$  kg/m<sup>3</sup>

Phantom section: Flat Section

**DASY4 Configuration:**

- Probe: EX3DV4 – SN7382; ConvF(10.54, 10.54, 10.54); Calibrated: 26/10/2016

- Sensor-Surface: 4mm (Mechanical Surface Detection)

- Electronics: DAE – SN772; Calibrated: 25/10/2016

- Phantom: TWIN SAM; Type: Twin SAM V5.0; Serial: 1909

- Measurement SW: DASY4, V4.5 Build 19; Postprocessing SW: SEMCAD, V1.8 Build 145

**Hotspot Bottom/WCDMA Band 5 Mid/Area Scan (111x131x1):** Measurement grid: dx=10mm, dy=10mm

Maximum value of SAR (interpolated) = 0.126 mW/g

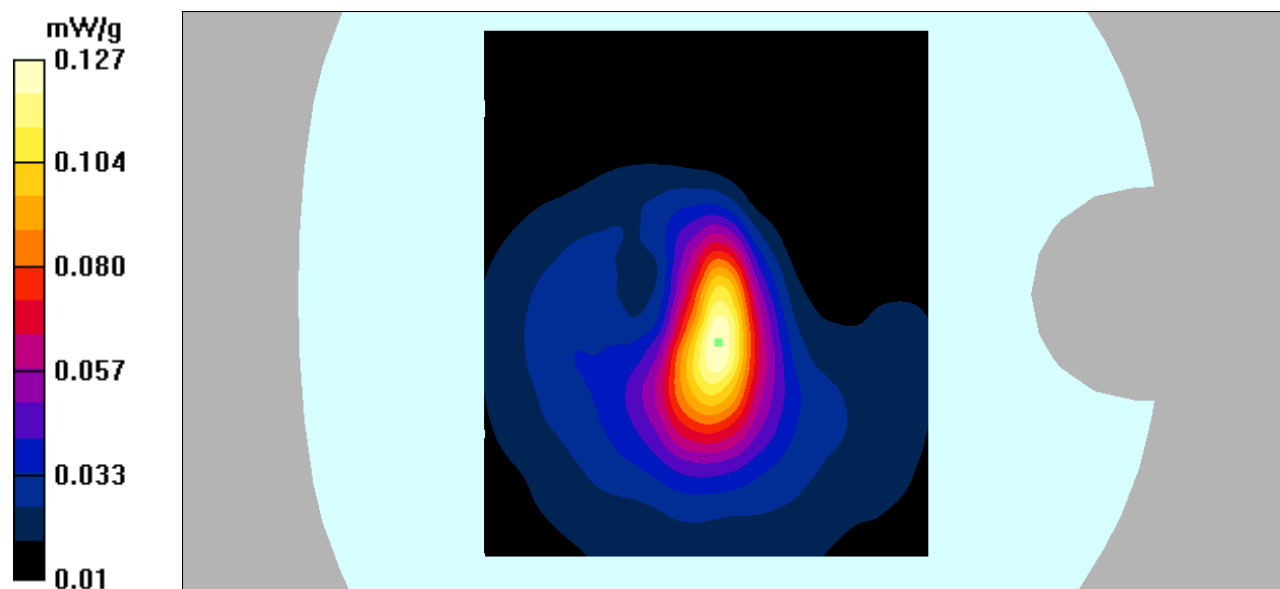
**Hotspot Bottom/WCDMA Band 5 Mid/Zoom Scan (7x7x7)/Cube 0:** Measurement grid: dx=5mm, dy=5mm, dz=5mm

Reference Value = 10.5 V/m; Power Drift = 0.018 dB

Peak SAR (extrapolated) = 0.208 W/kg

**SAR(1 g) = 0.114 mW/g; SAR(10 g) = 0.064 mW/g**

Maximum value of SAR (measured) = 0.127 mW/g



**DUT: 4G Smart Phone; Type: KODAK Smartway T1;**

Communication System: 3G Bands; Frequency: 1880 MHz; Duty Cycle: 1:1

Medium parameters used:  $f = 1880$  MHz;  $\sigma = 1.44$  mho/m;  $\epsilon_r = 39.11$ ;  $\rho = 1000$  kg/m<sup>3</sup>

Phantom section: Left Section

**DASY4 Configuration:**

- Probe: EX3DV4 – SN7382; ConvF(8.71, 8.71, 8.71); Calibrated: 26/10/2016

- Sensor-Surface: 4mm (Mechanical Surface Detection)

- Electronics: DAE – SN772; Calibrated: 25/10/2016

- Phantom: TWIN SAM; Type: Twin SAM V5.0; Serial: 1909

- Measurement SW: DASY4, V4.5 Build 19; Postprocessing SW: SEMCAD, V1.8 Build 145

**Left Cheek/WCDMA Band 2 Mid/Area Scan (101x121x1):** Measurement grid: dx=10mm, dy=10mm

Maximum value of SAR (interpolated) = 0.042 mW/g

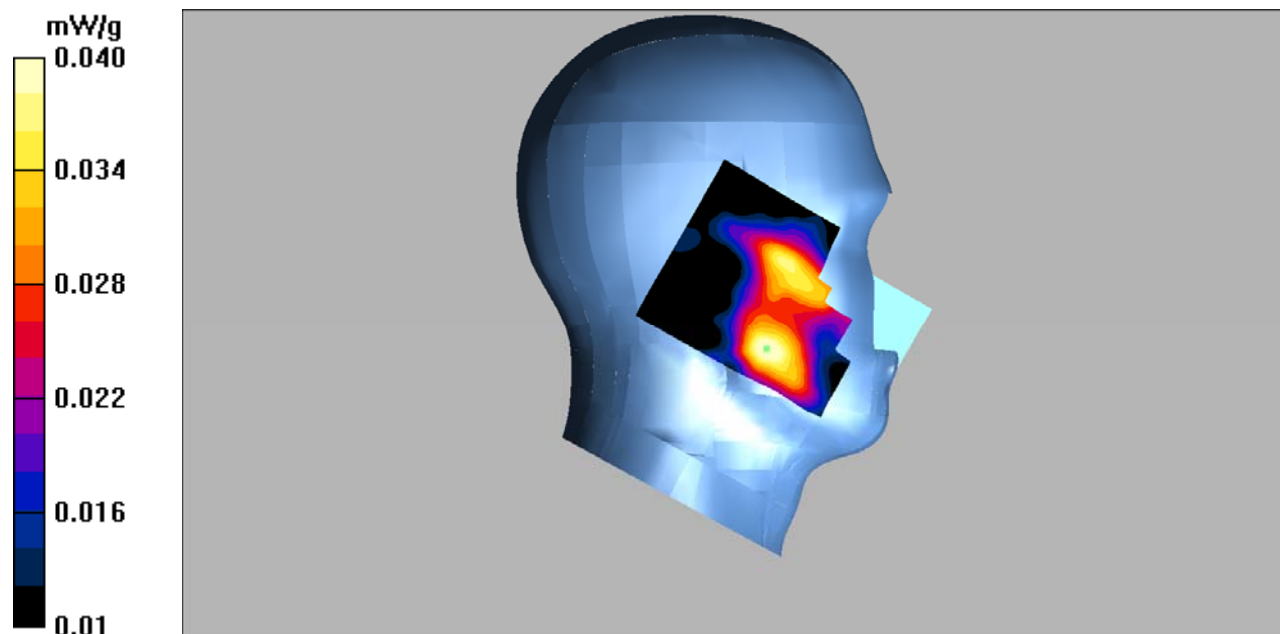
**Left Cheek/WCDMA Band 2 Mid/Zoom Scan (7x7x7)/Cube 0:** Measurement grid: dx=5mm, dy=5mm, dz=5mm

Reference Value = 6.61 V/m; Power Drift = -0.059 dB

Peak SAR (extrapolated) = 0.072 W/kg

**SAR(1 g) = 0.036 mW/g; SAR(10 g) = 0.025 mW/g**

Maximum value of SAR (measured) = 0.040 mW/g



**DUT: 4G Smart Phone; Type: KODAK Smartway T1;**

Communication System: 3G Bands; Frequency: 1880 MHz; Duty Cycle: 1:1

Medium parameters used:  $f = 1880$  MHz;  $\sigma = 1.44$  mho/m;  $\epsilon_r = 39.11$ ;  $\rho = 1000$  kg/m<sup>3</sup>

Phantom section: Left Section

**DASY4 Configuration:**

- Probe: EX3DV4 – SN7382; ConvF(8.71, 8.71, 8.71); Calibrated: 26/10/2016

- Sensor-Surface: 4mm (Mechanical Surface Detection)

- Electronics: DAE – SN772; Calibrated: 25/10/2016

- Phantom: TWIN SAM; Type: Twin SAM V5.0; Serial: 1909

- Measurement SW: DASY4, V4.5 Build 19; Postprocessing SW: SEMCAD, V1.8 Build 145

**Left Tilt/WCDMA Band 2 Mid/Area Scan (101x121x1):** Measurement grid: dx=10mm, dy=10mm

Maximum value of SAR (interpolated) = 0.031 mW/g

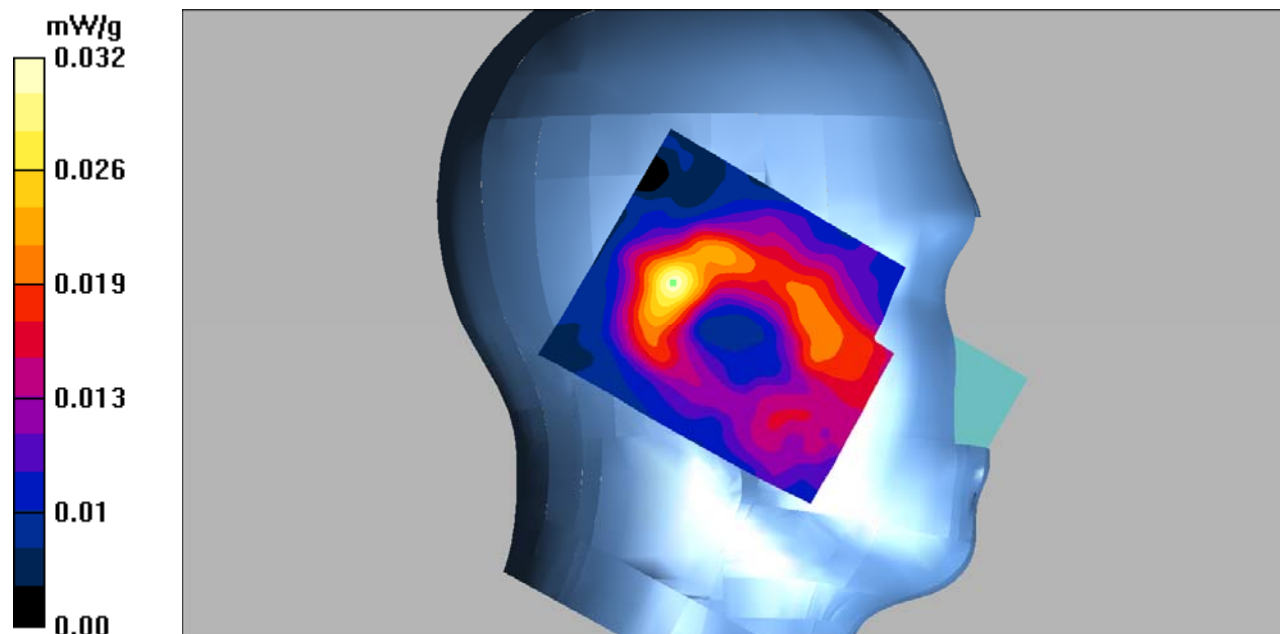
**Left Tilt/WCDMA Band 2 Mid/Zoom Scan (7x7x7)/Cube 0:** Measurement grid: dx=5mm, dy=5mm, dz=5mm

Reference Value = 4.36 V/m; Power Drift = -0.166 dB

Peak SAR (extrapolated) = 0.107 W/kg

**SAR(1 g) = 0.033 mW/g; SAR(10 g) = 0.017 mW/g**

Maximum value of SAR (measured) = 0.032 mW/g





**DUT: 4G Smart Phone; Type: KODAK Smartway T1;**

Communication System: 3G Bands; Frequency: 1880 MHz; Duty Cycle: 1:1

Medium parameters used:  $f = 1880$  MHz;  $\sigma = 1.44$  mho/m;  $\epsilon_r = 39.11$ ;  $\rho = 1000$  kg/m<sup>3</sup>

Phantom section: Right Section

**DASY4 Configuration:**

- Probe: EX3DV4 – SN7382; ConvF(8.71, 8.71, 8.71); Calibrated: 26/10/2016

- Sensor-Surface: 4mm (Mechanical Surface Detection)

- Electronics: DAE – SN772; Calibrated: 25/10/2016

- Phantom: TWIN SAM; Type: Twin SAM V5.0; Serial: 1909

- Measurement SW: DASY4, V4.5 Build 19; Postprocessing SW: SEMCAD, V1.8 Build 145

**Right Cheek/WCDMA Band 2 Mid/Area Scan (101x121x1):** Measurement grid: dx=10mm, dy=10mm

Maximum value of SAR (interpolated) = 0.076 mW/g

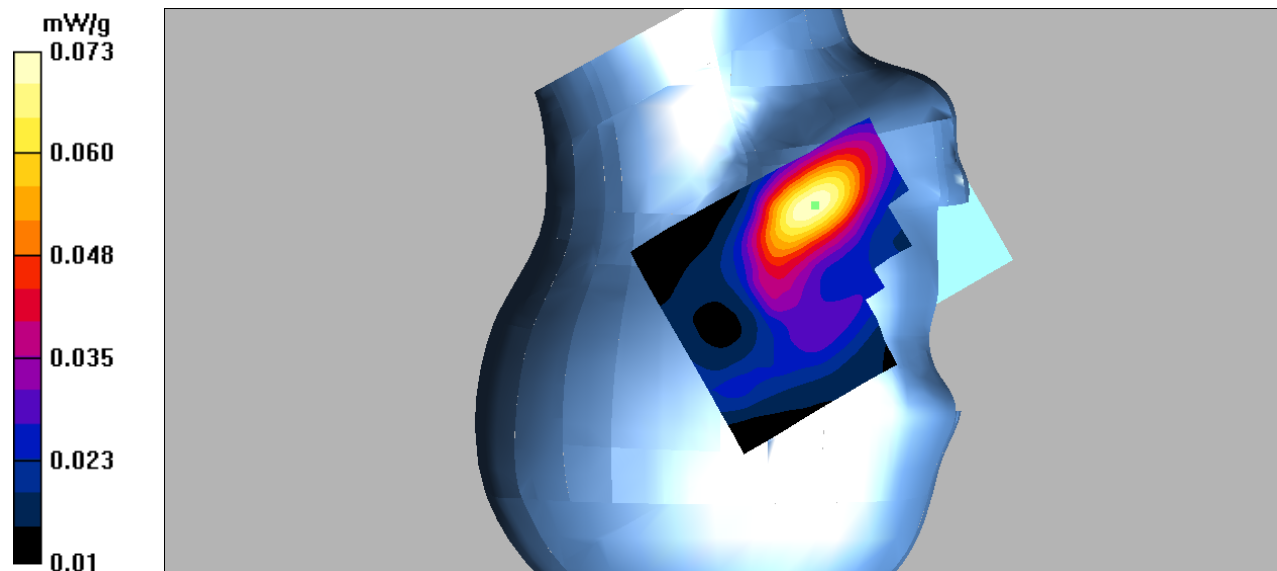
**Right Cheek/WCDMA Band 2 Mid/Zoom Scan (7x7x7)/Cube 0:** Measurement grid: dx=5mm, dy=5mm, dz=5mm

Reference Value = 5.02 V/m; Power Drift = -0.044 dB

Peak SAR (extrapolated) = 0.103 W/kg

**SAR(1 g) = 0.067 mW/g; SAR(10 g) = 0.043 mW/g**

Maximum value of SAR (measured) = 0.073 mW/g



**DUT: 4G Smart Phone; Type: KODAK Smartway T1;**

Communication System: 3G Bands; Frequency: 1880 MHz; Duty Cycle: 1:1

Medium parameters used:  $f = 1880$  MHz;  $\sigma = 1.44$  mho/m;  $\epsilon_r = 39.11$ ;  $\rho = 1000$  kg/m<sup>3</sup>

Phantom section: Right Section

**DASY4 Configuration:**

- Probe: EX3DV4 – SN7382; ConvF(8.71, 8.71, 8.71); Calibrated: 26/10/2016

- Sensor-Surface: 4mm (Mechanical Surface Detection)

- Electronics: DAE – SN772; Calibrated: 25/10/2016

- Phantom: TWIN SAM; Type: Twin SAM V5.0; Serial: 1909

- Measurement SW: DASY4, V4.5 Build 19; Postprocessing SW: SEMCAD, V1.8 Build 145

**Right Tilt/WCDMA Band 2 Mid/Area Scan (101x121x1):** Measurement grid: dx=10mm, dy=10mm

Maximum value of SAR (interpolated) = 0.045 mW/g

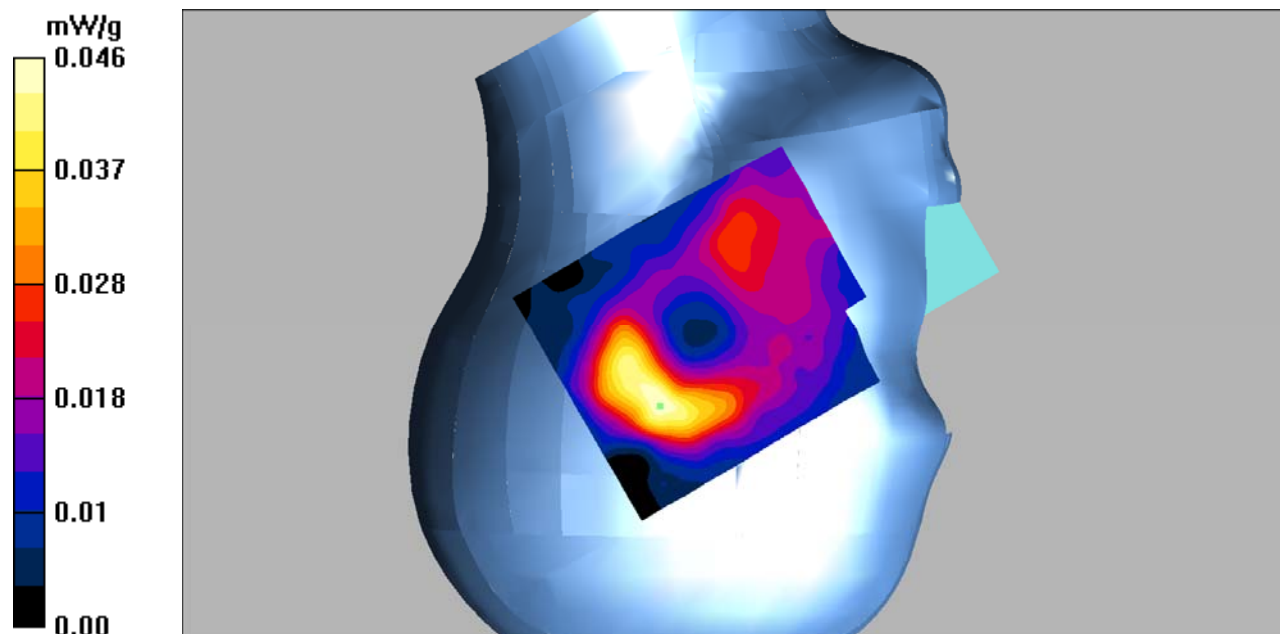
**Right Tilt/WCDMA Band 2 Mid/Zoom Scan (7x7x7)/Cube 0:** Measurement grid: dx=5mm, dy=5mm, dz=5mm

Reference Value = 4.99 V/m; Power Drift = 0.042 dB

Peak SAR (extrapolated) = 0.100 W/kg

**SAR(1 g) = 0.043 mW/g; SAR(10 g) = 0.025 mW/g**

Maximum value of SAR (measured) = 0.046 mW/g



**DUT: 4G Smart Phone; Type: KODAK Smartway T1;**

Communication System: 3G Bands; Frequency: 1880 MHz; Duty Cycle: 1:1

Medium parameters used:  $f = 1880$  MHz;  $\sigma = 1.52$  mho/m;  $\epsilon_r = 52.43$ ;  $\rho = 1000$  kg/m<sup>3</sup>

Phantom section: Flat Section

**DASY4 Configuration:**

- Probe: EX3DV4 – SN7382; ConvF(8.31, 8.31, 8.31); Calibrated: 26/10/2016

- Sensor-Surface: 4mm (Mechanical Surface Detection)

- Electronics: DAE – SN772; Calibrated: 25/10/2016

- Phantom: TWIN SAM; Type: Twin SAM V5.0; Serial: 1909

- Measurement SW: DASY4, V4.5 Build 19; Postprocessing SW: SEMCAD, V1.8 Build 145

**Hotspot Back/WCDMA Band 2 Mid/Area Scan (101x121x1):** Measurement grid: dx=10mm, dy=10mm

Maximum value of SAR (interpolated) = 0.627 mW/g

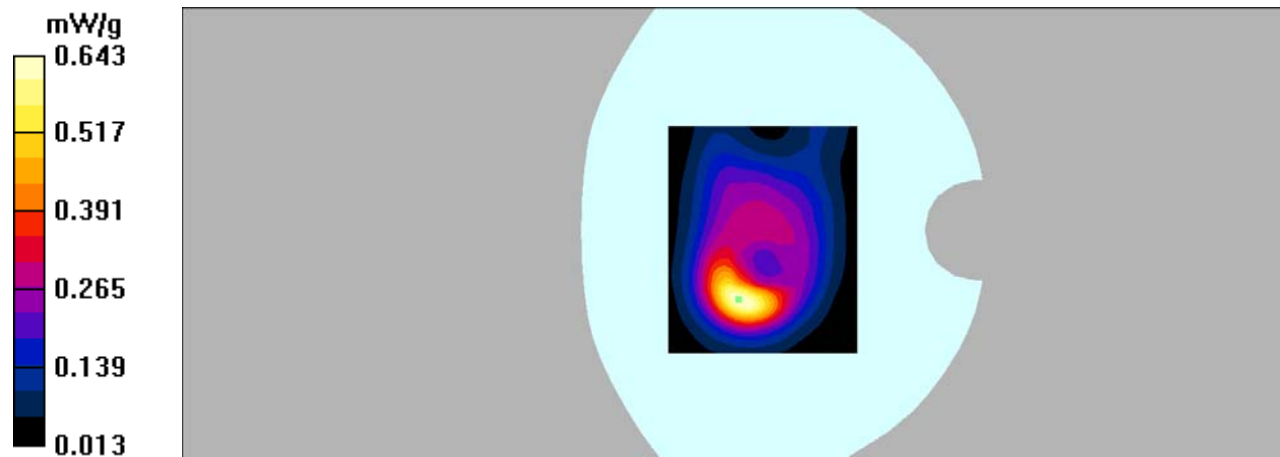
**Hotspot Back/WCDMA Band 2 Mid/Zoom Scan (7x7x7)/Cube 0:** Measurement grid: dx=5mm, dy=5mm, dz=5mm

Reference Value = 14.5 V/m; Power Drift = -0.102 dB

Peak SAR (extrapolated) = 1.06 W/kg

**SAR(1 g) = 0.577 mW/g; SAR(10 g) = 0.306 mW/g**

Maximum value of SAR (measured) = 0.643 mW/g



**DUT: 4G Smart Phone; Type: KODAK Smartway T1;**

Communication System: 3G Bands; Frequency: 1880 MHz; Duty Cycle: 1:1

Medium parameters used:  $f = 1880$  MHz;  $\sigma = 1.52$  mho/m;  $\epsilon_r = 52.43$ ;  $\rho = 1000$  kg/m<sup>3</sup>

Phantom section: Flat Section

**DASY4 Configuration:**

- Probe: EX3DV4 – SN7382; ConvF(8.31, 8.31, 8.31); Calibrated: 26/10/2016

- Sensor-Surface: 4mm (Mechanical Surface Detection)

- Electronics: DAE – SN772; Calibrated: 25/10/2016

- Phantom: TWIN SAM; Type: Twin SAM V5.0; Serial: 1909

- Measurement SW: DASY4, V4.5 Build 19; Postprocessing SW: SEMCAD, V1.8 Build 145

**Hotspot Left/WCDMA Band 2 Mid/Area Scan (91x101x1):** Measurement grid: dx=10mm, dy=10mm

Maximum value of SAR (interpolated) = 0.084 mW/g

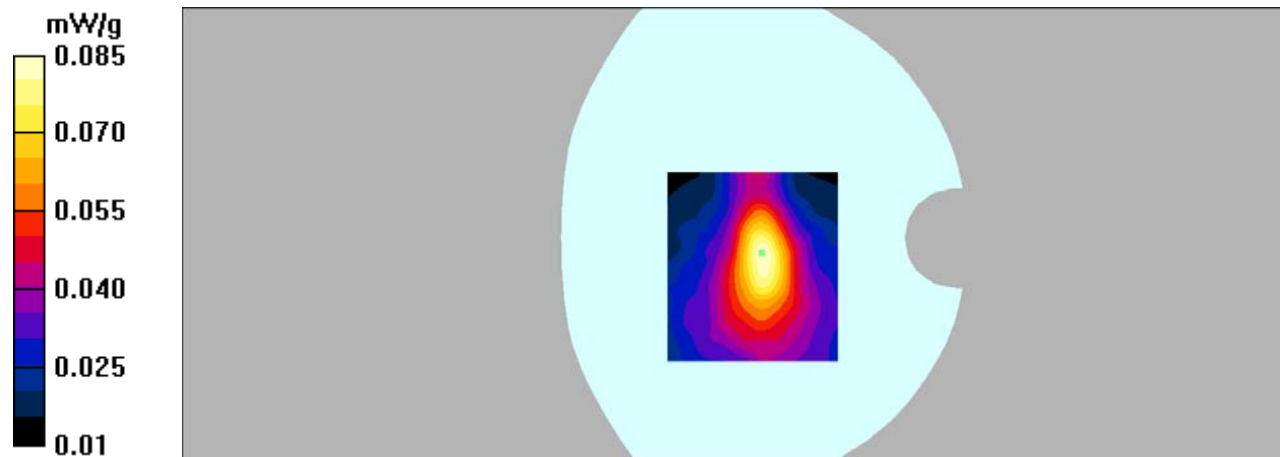
**Hotspot Left/WCDMA Band 2 Mid/Zoom Scan (7x7x7)/Cube 0:** Measurement grid: dx=5mm, dy=5mm, dz=5mm

Reference Value = 7.16 V/m; Power Drift = -0.01 dB

Peak SAR (extrapolated) = 0.132 W/kg

**SAR(1 g) = 0.078 mW/g; SAR(10 g) = 0.047 mW/g**

Maximum value of SAR (measured) = 0.085 mW/g



**DUT: 4G Smart Phone; Type: KODAK Smartway T1;**

Communication System: 3G Bands; Frequency: 1880 MHz; Duty Cycle: 1:1

Medium parameters used:  $f = 1880$  MHz;  $\sigma = 1.52$  mho/m;  $\epsilon_r = 52.43$ ;  $\rho = 1000$  kg/m<sup>3</sup>

Phantom section: Flat Section

**DASY4 Configuration:**

- Probe: EX3DV4 – SN7382; ConvF(8.31, 8.31, 8.31); Calibrated: 26/10/2016

- Sensor-Surface: 4mm (Mechanical Surface Detection)

- Electronics: DAE – SN772; Calibrated: 25/10/2016

- Phantom: TWIN SAM; Type: Twin SAM V5.0; Serial: 1909

- Measurement SW: DASY4, V4.5 Build 19; Postprocessing SW: SEMCAD, V1.8 Build 145

**Hotspot Right/WCDMA Band 2 Mid/Area Scan (91x101x1):** Measurement grid: dx=10mm, dy=10mm

Maximum value of SAR (interpolated) = 0.153 mW/g

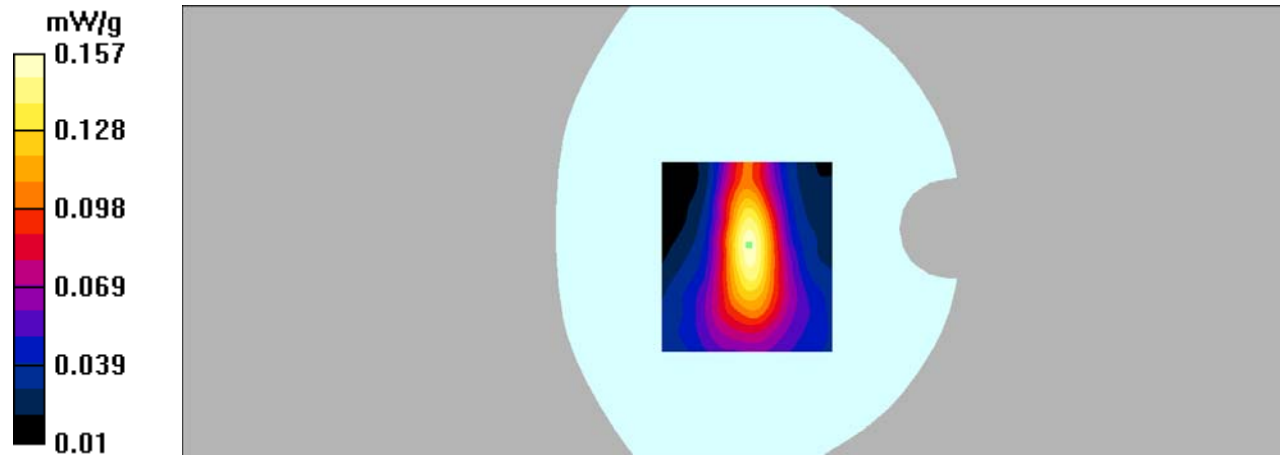
**Hotspot Right/WCDMA Band 2 Mid/Zoom Scan (7x7x7)/Cube 0:** Measurement grid: dx=5mm, dy=5mm, dz=5mm

Reference Value = 9.75 V/m; Power Drift = 0.077 dB

Peak SAR (extrapolated) = 0.250 W/kg

**SAR(1 g) = 0.143 mW/g; SAR(10 g) = 0.082 mW/g**

Maximum value of SAR (measured) = 0.157 mW/g



**DUT: 4G Smart Phone; Type: KODAK Smartway T1;**

Communication System: 3G Bands; Frequency: 1880 MHz; Duty Cycle: 1:1

Medium parameters used:  $f = 1880$  MHz;  $\sigma = 1.52$  mho/m;  $\epsilon_r = 52.43$ ;  $\rho = 1000$  kg/m<sup>3</sup>

Phantom section: Flat Section

**DASY4 Configuration:**

- Probe: EX3DV4 – SN7382; ConvF(8.31, 8.31, 8.31); Calibrated: 26/10/2016

- Sensor-Surface: 4mm (Mechanical Surface Detection)

- Electronics: DAE – SN772; Calibrated: 25/10/2016

- Phantom: TWIN SAM; Type: Twin SAM V5.0; Serial: 1909

- Measurement SW: DASY4, V4.5 Build 19; Postprocessing SW: SEMCAD, V1.8 Build 145

**Hotspot Bottom/WCDMA Band 2 Mid/Area Scan (91x101x1):** Measurement grid: dx=10mm, dy=10mm

Maximum value of SAR (interpolated) = 0.775 mW/g

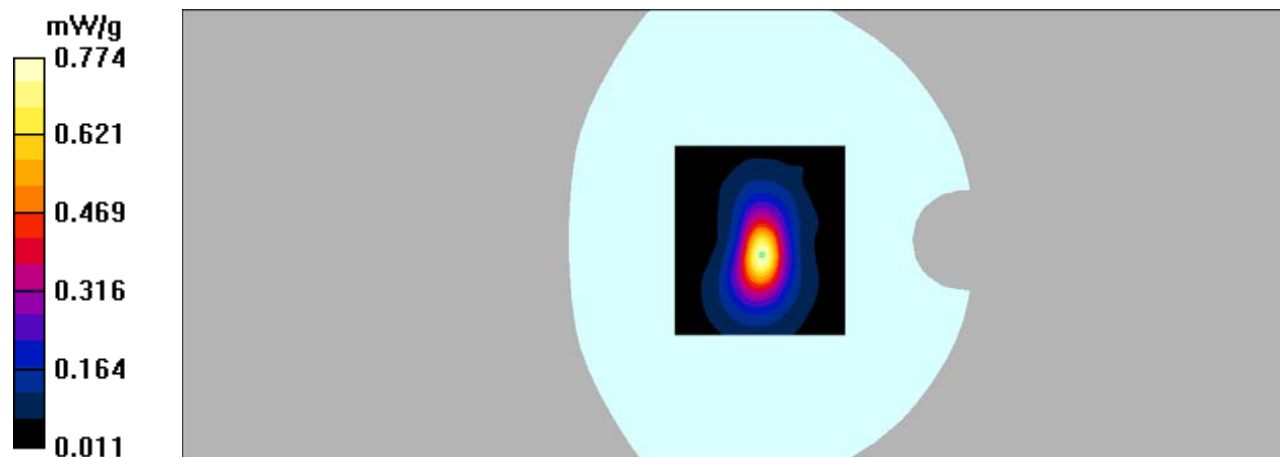
**Hotspot Bottom/WCDMA Band 2 Mid/Zoom Scan (7x7x7)/Cube 0:** Measurement grid: dx=5mm, dy=5mm, dz=5mm

Reference Value = 21.2 V/m; Power Drift = -0.111 dB

Peak SAR (extrapolated) = 1.32 W/kg

**SAR(1 g) = 0.679 mW/g; SAR(10 g) = 0.333 mW/g**

Maximum value of SAR (measured) = 0.774 mW/g



**DUT: 4G Smart Phone; Type: KODAK Smartway T1;**

Communication System: 4G Bands; Frequency: 1860 MHz; Duty Cycle: 1:1

Medium parameters used:  $f = 1860$  MHz;  $\sigma = 1.43$  mho/m;  $\epsilon_r = 40.16$ ;  $\rho = 1000$  kg/m<sup>3</sup>

Phantom section: Left Section

**DASY4 Configuration:**

- Probe: EX3DV4 – SN7382; ConvF(8.71, 8.71, 8.71); Calibrated: 26/10/2016

- Sensor-Surface: 4mm (Mechanical Surface Detection)

- Electronics: DAE – SN772; Calibrated: 25/10/2016

- Phantom: TWIN SAM; Type: Twin SAM V5.0; Serial: 1909

- Measurement SW: DASY4, V4.5 Build 19; Postprocessing SW: SEMCAD, V1.8 Build 145

**Left Cheek/LTE Band 2 1RB Low/Area Scan (101x121x1):** Measurement grid: dx=10mm, dy=10mm

Maximum value of SAR (interpolated) = 0.275 mW/g

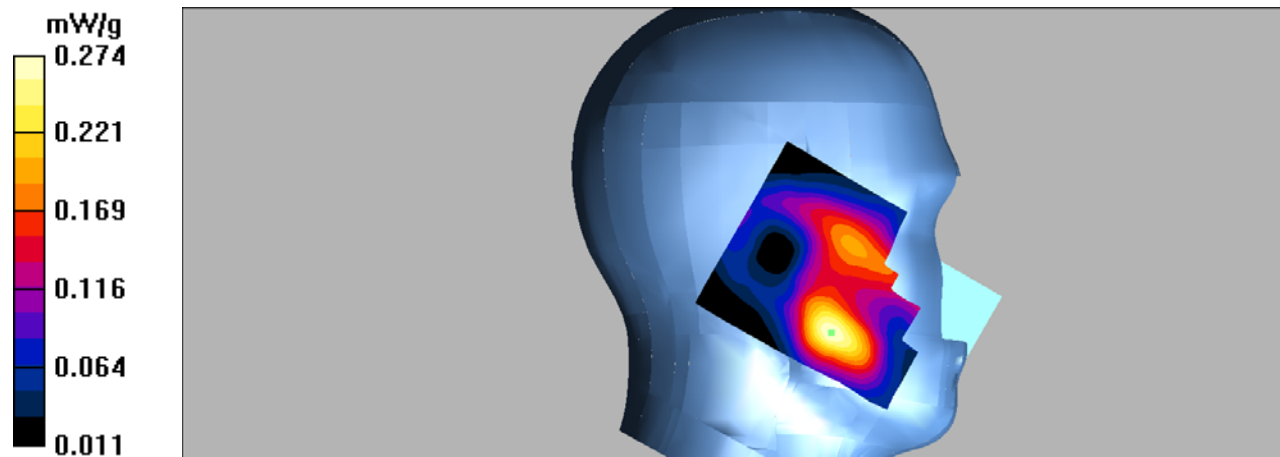
**Left Cheek/LTE Band 2 1RB Low/Zoom Scan (7x7x7)/Cube 0:** Measurement grid: dx=5mm, dy=5mm, dz=5mm

Reference Value = 7.78 V/m; Power Drift = 0.033 dB

Peak SAR (extrapolated) = 0.381 W/kg

**SAR(1 g) = 0.253 mW/g; SAR(10 g) = 0.157 mW/g**

Maximum value of SAR (measured) = 0.274 mW/g



**DUT: 4G Smart Phone; Type: KODAK Smartway T1;**

Communication System: 4G Bands; Frequency: 1880 MHz; Duty Cycle: 1:1

Medium parameters used:  $f = 1880$  MHz;  $\sigma = 1.44$  mho/m;  $\epsilon_r = 39.11$ ;  $\rho = 1000$  kg/m<sup>3</sup>

Phantom section: Left Section

**DASY4 Configuration:**

- Probe: EX3DV4 – SN7382; ConvF(8.71, 8.71, 8.71); Calibrated: 26/10/2016

- Sensor-Surface: 4mm (Mechanical Surface Detection)

- Electronics: DAE – SN772; Calibrated: 25/10/2016

- Phantom: TWIN SAM; Type: Twin SAM V5.0; Serial: 1909

- Measurement SW: DASY4, V4.5 Build 19; Postprocessing SW: SEMCAD, V1.8 Build 145

**Left Cheek/LTE Band 2 50RB Mid/Area Scan (101x121x1):** Measurement grid: dx=10mm, dy=10mm

Maximum value of SAR (interpolated) = 0.210 mW/g

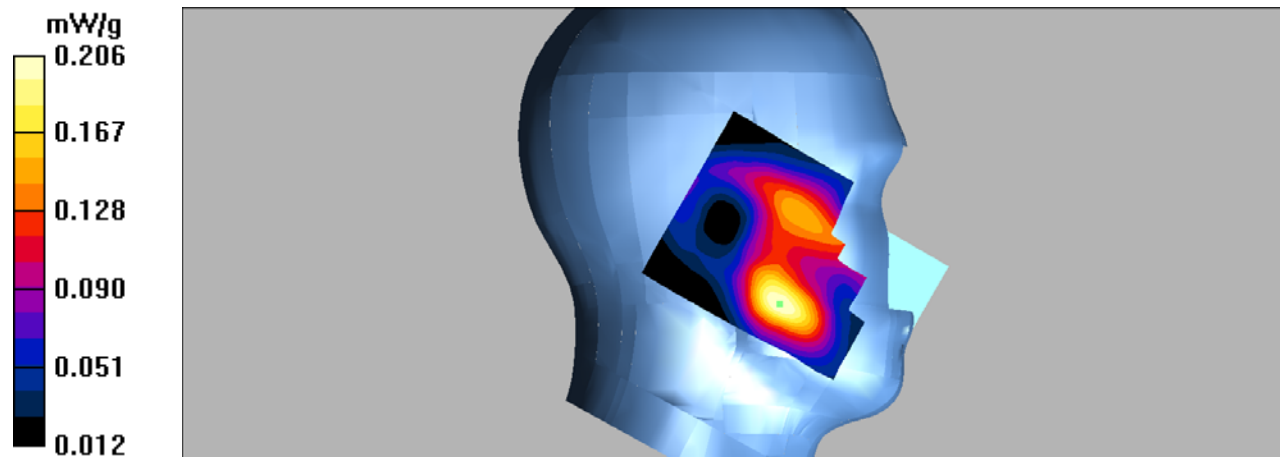
**Left Cheek/LTE Band 2 50RB Mid/Zoom Scan (7x7x7)/Cube 0:** Measurement grid: dx=5mm, dy=5mm, dz=5mm

Reference Value = 6.76 V/m; Power Drift = 0.121 dB

Peak SAR (extrapolated) = 0.284 W/kg

**SAR(1 g) = 0.191 mW/g; SAR(10 g) = 0.119 mW/g**

Maximum value of SAR (measured) = 0.206 mW/g





**DUT: 4G Smart Phone; Type: KODAK Smartway T1;**

Communication System: 4G Bands; Frequency: 1860 MHz; Duty Cycle: 1:1

Medium parameters used:  $f = 1860$  MHz;  $\sigma = 1.43$  mho/m;  $\epsilon_r = 40.16$ ;  $\rho = 1000$  kg/m<sup>3</sup>

Phantom section: Left Section

**DASY4 Configuration:**

- Probe: EX3DV4 – SN7382; ConvF(8.71, 8.71, 8.71); Calibrated: 26/10/2016

- Sensor-Surface: 4mm (Mechanical Surface Detection)

- Electronics: DAE – SN772; Calibrated: 25/10/2016

- Phantom: TWIN SAM; Type: Twin SAM V5.0; Serial: 1909

- Measurement SW: DASY4, V4.5 Build 19; Postprocessing SW: SEMCAD, V1.8 Build 145

**Left Tilt/LTE Band 2 1RB Low/Area Scan (101x101x1):** Measurement grid: dx=10mm, dy=10mm

Maximum value of SAR (interpolated) = 0.163 mW/g


**Left Tilt/LTE Band 2 1RB Low/Zoom Scan (7x7x7)/Cube 0:** Measurement grid: dx=5mm, dy=5mm, dz=5mm

Reference Value = 10.5 V/m; Power Drift = 0.025 dB

Peak SAR (extrapolated) = 0.244 W/kg

**SAR(1 g) = 0.145 mW/g; SAR(10 g) = 0.083 mW/g**

Maximum value of SAR (measured) = 0.160 mW/g



**DUT: 4G Smart Phone; Type: KODAK Smartway T1;**

Communication System: 4G Bands; Frequency: 1880 MHz; Duty Cycle: 1:1

Medium parameters used:  $f = 1880$  MHz;  $\sigma = 1.44$  mho/m;  $\epsilon_r = 39.11$ ;  $\rho = 1000$  kg/m<sup>3</sup>

Phantom section: Left Section

**DASY4 Configuration:**

- Probe: EX3DV4 – SN7382; ConvF(8.71, 8.71, 8.71); Calibrated: 26/10/2016

- Sensor-Surface: 4mm (Mechanical Surface Detection)

- Electronics: DAE – SN772; Calibrated: 25/10/2016

- Phantom: TWIN SAM; Type: Twin SAM V5.0; Serial: 1909

- Measurement SW: DASY4, V4.5 Build 19; Postprocessing SW: SEMCAD, V1.8 Build 145

**Left Tilt/LTE Band 2 50RB Mid/Area Scan (101x101x1):** Measurement grid: dx=10mm, dy=10mm  
Maximum value of SAR (interpolated) = 0.120 mW/g

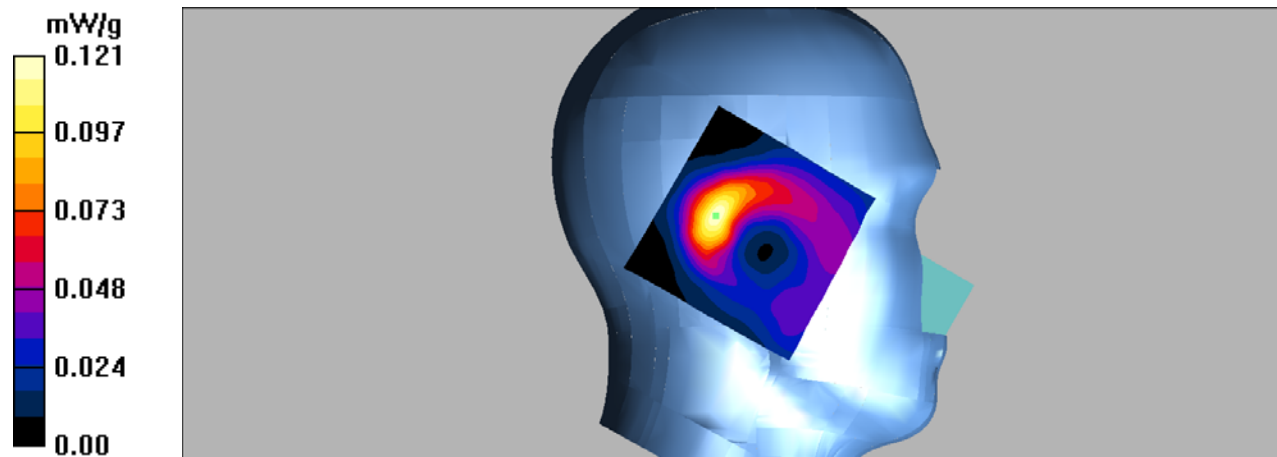
**Left Tilt/LTE Band 2 50RB Mid/Zoom Scan (7x7x7)/Cube 0:** Measurement grid: dx=5mm, dy=5mm,  
dz=5mm

Reference Value = 6.40 V/m; Power Drift = 3.12 dB

Peak SAR (extrapolated) = 0.180 W/kg

**SAR(1 g) = 0.110 mW/g; SAR(10 g) = 0.063 mW/g**

Maximum value of SAR (measured) = 0.121 mW/g



**DUT: 4G Smart Phone; Type: KODAK Smartway T1;**

Communication System: 4G Bands; Frequency: 1860 MHz; Duty Cycle: 1:1

Medium parameters used:  $f = 1860$  MHz;  $\sigma = 1.43$  mho/m;  $\epsilon_r = 40.16$ ;  $\rho = 1000$  kg/m<sup>3</sup>

Phantom section: Right Section

**DASY4 Configuration:**

- Probe: EX3DV4 – SN7382; ConvF(8.71, 8.71, 8.71); Calibrated: 26/10/2016

- Sensor-Surface: 4mm (Mechanical Surface Detection)

- Electronics: DAE – SN772; Calibrated: 25/10/2016

- Phantom: TWIN SAM; Type: Twin SAM V5.0; Serial: 1909

- Measurement SW: DASY4, V4.5 Build 19; Postprocessing SW: SEMCAD, V1.8 Build 145

**Right Cheek/LTE Band 2 1RB Low/Area Scan (101x121x1):** Measurement grid: dx=10mm, dy=10mm

Maximum value of SAR (interpolated) = 0.372 mW/g

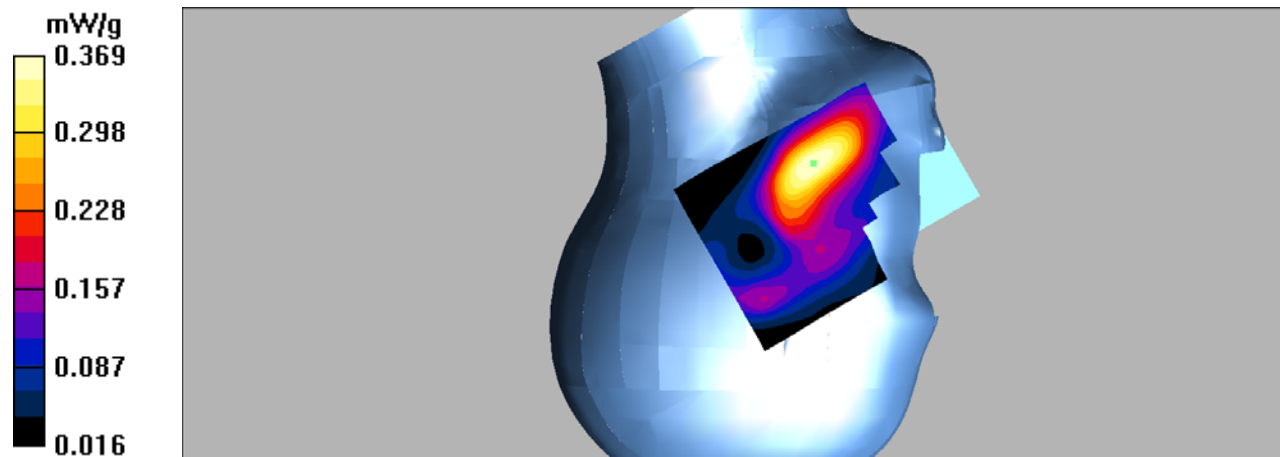
**Right Cheek/LTE Band 2 1RB Low/Zoom Scan (7x7x7)/Cube 0:** Measurement grid: dx=5mm, dy=5mm, dz=5mm

Reference Value = 8.32 V/m; Power Drift = -0.00 dB

Peak SAR (extrapolated) = 0.525 W/kg

**SAR(1 g) = 0.341 mW/g; SAR(10 g) = 0.215 mW/g**

Maximum value of SAR (measured) = 0.369 mW/g



**DUT: 4G Smart Phone; Type: KODAK Smartway T1;**

Communication System: 4G Bands; Frequency: 1880 MHz; Duty Cycle: 1:1

Medium parameters used:  $f = 1880$  MHz;  $\sigma = 1.44$  mho/m;  $\epsilon_r = 39.11$ ;  $\rho = 1000$  kg/m<sup>3</sup>

Phantom section: Right Section

DASY4 Configuration:

- Probe: EX3DV4 – SN7382; ConvF(8.71, 8.71, 8.71); Calibrated: 26/10/2016

- Sensor-Surface: 4mm (Mechanical Surface Detection)

- Electronics: DAE – SN772; Calibrated: 25/10/2016

- Phantom: TWIN SAM; Type: Twin SAM V5.0; Serial: 1909

- Measurement SW: DASY4, V4.5 Build 19; Postprocessing SW: SEMCAD, V1.8 Build 145

**Right Cheek/LTE Band 2 50RB Mid/Area Scan (101x121x1):** Measurement grid: dx=10mm, dy=10mm

Maximum value of SAR (interpolated) = 0.282 mW/g


**Right Cheek/LTE Band 2 50RB Mid/Zoom Scan (7x7x7)/Cube 0:** Measurement grid: dx=5mm, dy=5mm, dz=5mm

Reference Value = 7.29 V/m; Power Drift = 0.029 dB

Peak SAR (extrapolated) = 0.405 W/kg

**SAR(1 g) = 0.259 mW/g; SAR(10 g) = 0.163 mW/g**

Maximum value of SAR (measured) = 0.279 mW/g



**DUT: 4G Smart Phone; Type: KODAK Smartway T1;**

Communication System: 4G Bands; Frequency: 1860 MHz; Duty Cycle: 1:1

Medium parameters used:  $f = 1860$  MHz;  $\sigma = 1.43$  mho/m;  $\epsilon_r = 40.16$ ;  $\rho = 1000$  kg/m<sup>3</sup>

Phantom section: Right Section

**DASY4 Configuration:**

- Probe: EX3DV4 – SN7382; ConvF(8.71, 8.71, 8.71); Calibrated: 26/10/2016

- Sensor-Surface: 4mm (Mechanical Surface Detection)

- Electronics: DAE – SN772; Calibrated: 25/10/2016

- Phantom: TWIN SAM; Type: Twin SAM V5.0; Serial: 1909

- Measurement SW: DASY4, V4.5 Build 19; Postprocessing SW: SEMCAD, V1.8 Build 145

**Right Tilt/LTE Band 2 1RB Low/Area Scan (101x101x1):** Measurement grid: dx=10mm, dy=10mm

Maximum value of SAR (interpolated) = 0.163 mW/g


**Right Tilt/LTE Band 2 1RB Low/Zoom Scan (7x7x7)/Cube 0:** Measurement grid: dx=5mm, dy=5mm, dz=5mm

Reference Value = 10.0 V/m; Power Drift = -0.206 dB

Peak SAR (extrapolated) = 0.244 W/kg

**SAR(1 g) = 0.150 mW/g; SAR(10 g) = 0.089 mW/g**

Maximum value of SAR (measured) = 0.168 mW/g



**DUT: 4G Smart Phone; Type: KODAK Smartway T1;**

Communication System: 4G Bands; Frequency: 1880 MHz; Duty Cycle: 1:1

Medium parameters used:  $f = 1880$  MHz;  $\sigma = 1.44$  mho/m;  $\epsilon_r = 39.11$ ;  $\rho = 1000$  kg/m<sup>3</sup>

Phantom section: Right Section

**DASY4 Configuration:**

- Probe: EX3DV4 – SN7382; ConvF(8.71, 8.71, 8.71); Calibrated: 26/10/2016

- Sensor-Surface: 4mm (Mechanical Surface Detection)

- Electronics: DAE – SN772; Calibrated: 25/10/2016

- Phantom: TWIN SAM; Type: Twin SAM V5.0; Serial: 1909

- Measurement SW: DASY4, V4.5 Build 19; Postprocessing SW: SEMCAD, V1.8 Build 145

**Right Tilt/LTE Band 2 50RB Mid/Area Scan (101x101x1):** Measurement grid: dx=10mm, dy=10mm

Maximum value of SAR (interpolated) = 0.126 mW/g


**Right Tilt/LTE Band 2 50RB Mid/Zoom Scan (7x7x7)/Cube 0:** Measurement grid: dx=5mm, dy=5mm, dz=5mm

Reference Value = 9.28 V/m; Power Drift = -0.119 dB

Peak SAR (extrapolated) = 0.185 W/kg

**SAR(1 g) = 0.116 mW/g; SAR(10 g) = 0.070 mW/g**

Maximum value of SAR (measured) = 0.127 mW/g



**DUT: 4G Smart Phone; Type: KODAK Smartway T1;**

Communication System: 4G Bands; Frequency: 1860 MHz; Duty Cycle: 1:1

Medium parameters used:  $f = 1860$  MHz;  $\sigma = 1.53$  mho/m;  $\epsilon_r = 53.6$ ;  $\rho = 1000$  kg/m<sup>3</sup>

Phantom section: Flat Section

**DASY4 Configuration:**

- Probe: EX3DV4 – SN7382; ConvF(8.31, 8.31, 8.31); Calibrated: 26/10/2016

- Sensor-Surface: 4mm (Mechanical Surface Detection)

- Electronics: DAE – SN772; Calibrated: 25/10/2016

- Phantom: TWIN SAM; Type: Twin SAM V5.0; Serial: 1909

- Measurement SW: DASY4, V4.5 Build 19; Postprocessing SW: SEMCAD, V1.8 Build 145

**Hotspot Back/LTE Band 2 1RB Low/Area Scan (101x131x1):** Measurement grid: dx=10mm, dy=10mm

Maximum value of SAR (interpolated) = 0.884 mW/g

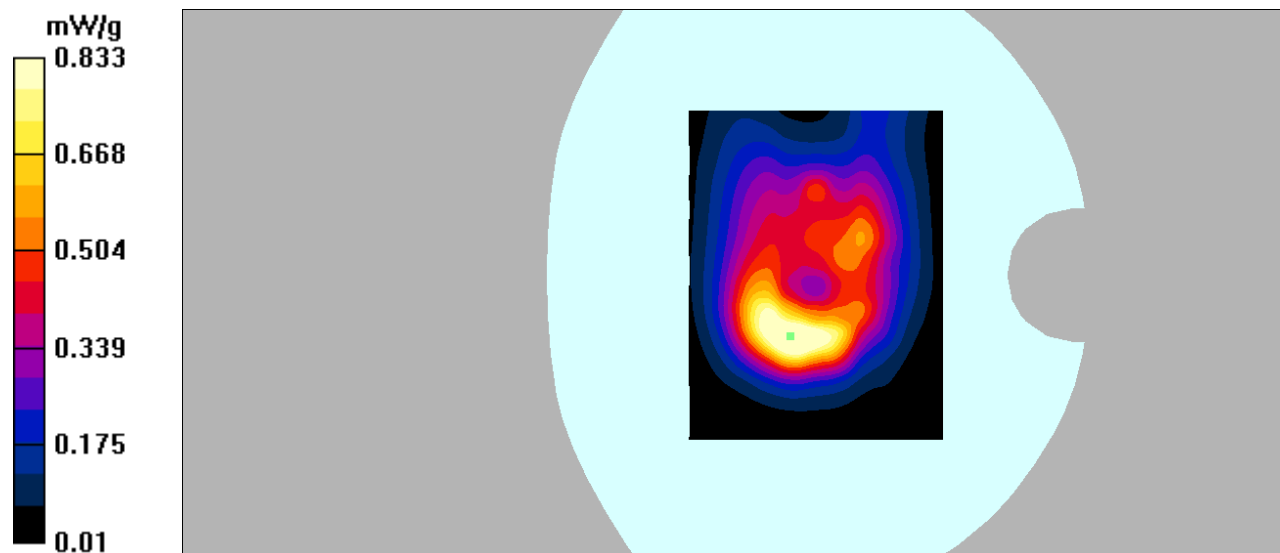
**Hotspot Back/LTE Band 2 1RB Low/Zoom Scan (7x7x7)/Cube 0:** Measurement grid: dx=5mm, dy=5mm, dz=5mm

Reference Value = 14.6 V/m; Power Drift = -0.060 dB

Peak SAR (extrapolated) = 1.43 W/kg

**SAR(1 g) = 0.762 mW/g; SAR(10 g) = 0.383 mW/g**

Maximum value of SAR (measured) = 0.833 mW/g



**DUT: 4G Smart Phone; Type: KODAK Smartway T1;**

Communication System: 4G Bands; Frequency: 1880 MHz; Duty Cycle: 1:1

Medium parameters used:  $f = 1880$  MHz;  $\sigma = 1.52$  mho/m;  $\epsilon_r = 52.43$ ;  $\rho = 1000$  kg/m<sup>3</sup>

Phantom section: Flat Section

**DASY4 Configuration:**

- Probe: EX3DV4 – SN7382; ConvF(8.31, 8.31, 8.31); Calibrated: 26/10/2016

- Sensor-Surface: 4mm (Mechanical Surface Detection)

- Electronics: DAE – SN772; Calibrated: 25/10/2016

- Phantom: TWIN SAM; Type: Twin SAM V5.0; Serial: 1909

- Measurement SW: DASY4, V4.5 Build 19; Postprocessing SW: SEMCAD, V1.8 Build 145

**Hotspot Back/LTE Band 2 1RB Middle/Area Scan (101x131x1):** Measurement grid: dx=10mm, dy=10mm

Maximum value of SAR (interpolated) = 1.04 mW/g

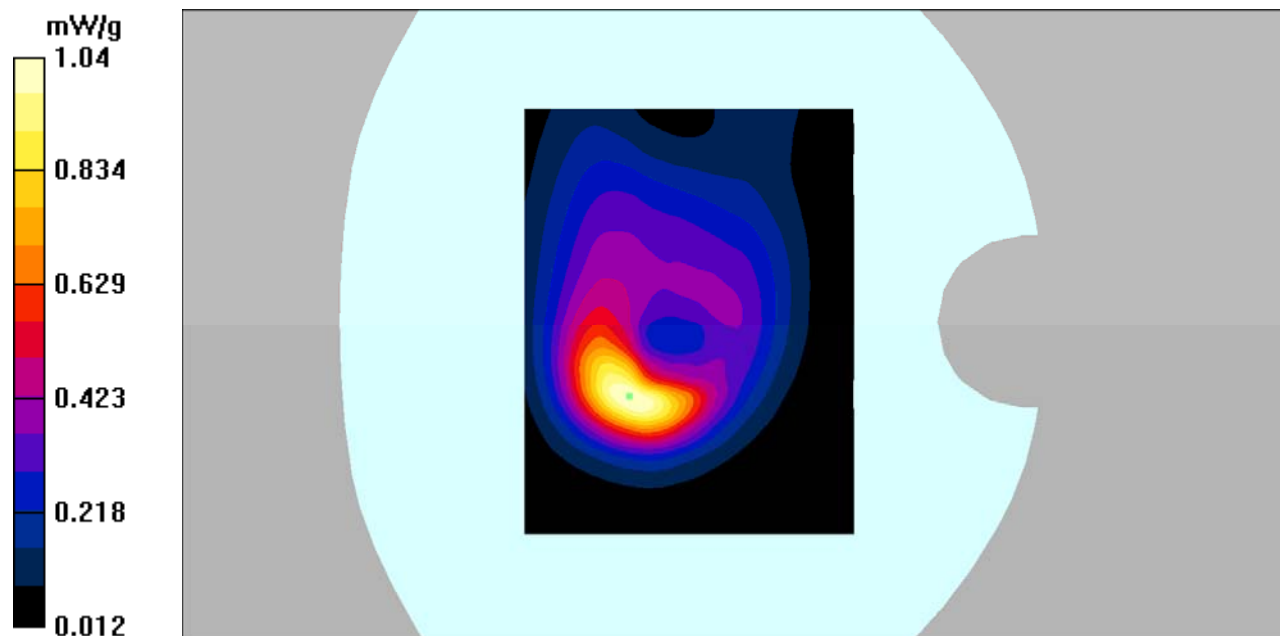
**Hotspot Back/LTE Band 2 1RB Middle/Zoom Scan (7x7x7)/Cube 0:** Measurement grid: dx=5mm, dy=5mm, dz=5mm

Reference Value = 14.0 V/m; Power Drift = -0.01 dB

Peak SAR (extrapolated) = 1.78 W/kg

**SAR(1 g) = 0.927 mW/g; SAR(10 g) = 0.473 mW/g**

Maximum value of SAR (measured) = 1.04 mW/g





**DUT: 4G Smart Phone; Type: KODAK Smartway T1;**

Communication System: 4G Bands; Frequency: 1900 MHz; Duty Cycle: 1:1

Medium parameters used:  $f = 1900$  MHz;  $\sigma = 1.54$  mho/m;  $\epsilon_r = 51.9$ ;  $\rho = 1000$  kg/m<sup>3</sup>

Phantom section: Flat Section

**DASY4 Configuration:**

- Probe: EX3DV4 – SN7382; ConvF(8.31, 8.31, 8.31); Calibrated: 26/10/2016

- Sensor-Surface: 4mm (Mechanical Surface Detection)

- Electronics: DAE – SN772; Calibrated: 25/10/2016

- Phantom: TWIN SAM; Type: Twin SAM V5.0; Serial: 1909

- Measurement SW: DASY4, V4.5 Build 19; Postprocessing SW: SEMCAD, V1.8 Build 145

**Hotspot Back/LTE Band 2 1RB High/Area Scan (101x131x1):** Measurement grid: dx=10mm, dy=10mm

Maximum value of SAR (interpolated) = 0.816 mW/g

**Hotspot Back/LTE Band 2 1RB High/Zoom Scan (7x7x7)/Cube 0:** Measurement grid: dx=5mm,

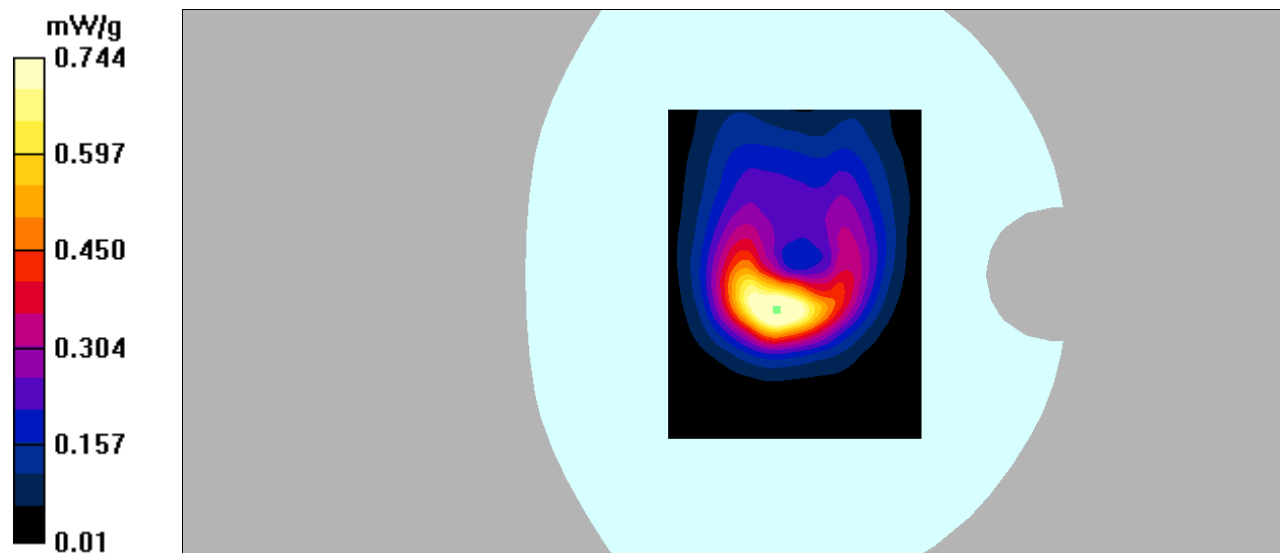
dy=5mm, dz=5mm

Reference Value = 12.6 V/m; Power Drift = -0.143 dB

Peak SAR (extrapolated) = 1.26 W/kg

**SAR(1 g) = 0.687 mW/g; SAR(10 g) = 0.335 mW/g**

Maximum value of SAR (measured) = 0.744 mW/g



**DUT: 4G Smart Phone; Type: KODAK Smartway T1;**

Communication System: 4G Bands; Frequency: 1880 MHz; Duty Cycle: 1:1

Medium parameters used:  $f = 1880$  MHz;  $\sigma = 1.52$  mho/m;  $\epsilon_r = 52.43$ ;  $\rho = 1000$  kg/m<sup>3</sup>

Phantom section: Flat Section

**DASY4 Configuration:**

- Probe: EX3DV4 – SN7382; ConvF(8.31, 8.31, 8.31); Calibrated: 26/10/2016

- Sensor-Surface: 4mm (Mechanical Surface Detection)

- Electronics: DAE – SN772; Calibrated: 25/10/2016

- Phantom: TWIN SAM; Type: Twin SAM V5.0; Serial: 1909

- Measurement SW: DASY4, V4.5 Build 19; Postprocessing SW: SEMCAD, V1.8 Build 145

**Hotspot Back/LTE Band 2 50RB Mid/Area Scan (101x131x1):** Measurement grid: dx=10mm, dy=10mm

Maximum value of SAR (interpolated) = 0.874 mW/g

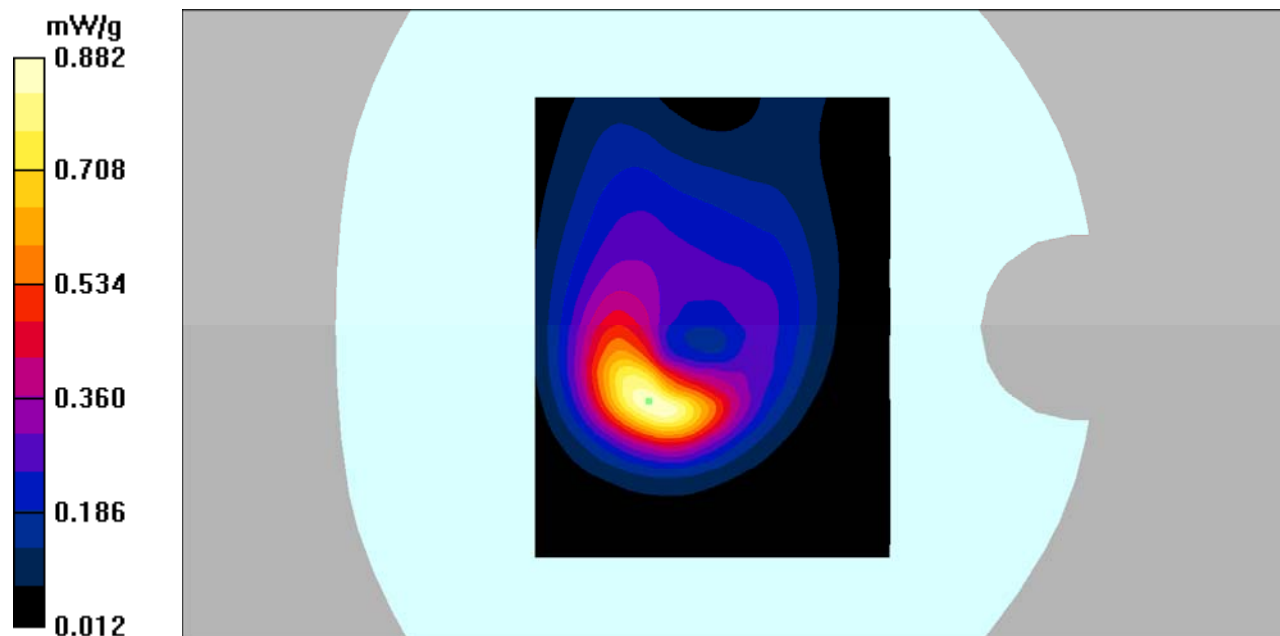
**Hotspot Back/LTE Band 2 50RB Mid/Zoom Scan (7x7x7)/Cube 0:** Measurement grid: dx=5mm, dy=5mm, dz=5mm

Reference Value = 11.5 V/m; Power Drift = -0.127 dB

Peak SAR (extrapolated) = 1.54 W/kg

**SAR(1 g) = 0.761 mW/g; SAR(10 g) = 0.392 mW/g**

Maximum value of SAR (measured) = 0.882 mW/g



**DUT: 4G Smart Phone; Type: KODAK Smartway T1;**

Communication System: 4G Bands; Frequency: 1860 MHz; Duty Cycle: 1:1

Medium parameters used:  $f = 1860$  MHz;  $\sigma = 1.53$  mho/m;  $\epsilon_r = 53.63$ ;  $\rho = 1000$  kg/m<sup>3</sup>

Phantom section: Flat Section

**DASY4 Configuration:**

- Probe: EX3DV4 – SN7382; ConvF(8.31, 8.31, 8.31); Calibrated: 26/10/2016

- Sensor-Surface: 4mm (Mechanical Surface Detection)

- Electronics: DAE – SN772; Calibrated: 25/10/2016

- Phantom: TWIN SAM; Type: Twin SAM V5.0; Serial: 1909

- Measurement SW: DASY4, V4.5 Build 19; Postprocessing SW: SEMCAD, V1.8 Build 145

**Hotspot Left/LTE Band 2 1RB Low/Area Scan (101x121x1):** Measurement grid: dx=10mm, dy=10mm

Maximum value of SAR (interpolated) = 0.091 mW/g

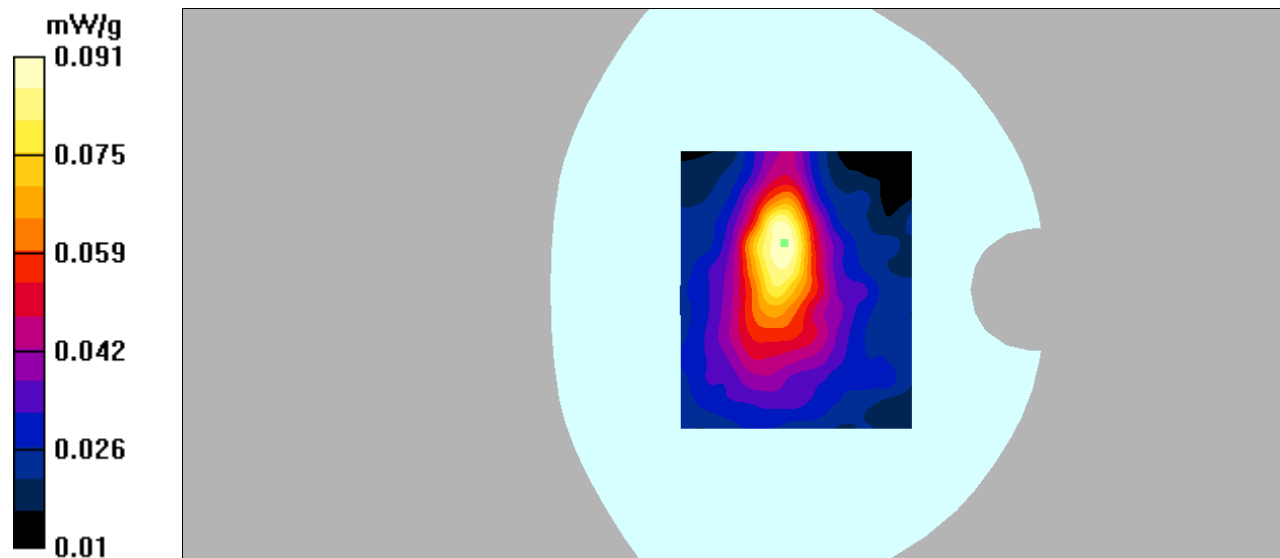
**Hotspot Left/LTE Band 2 1RB Low/Zoom Scan (7x7x7)/Cube 0:** Measurement grid: dx=5mm, dy=5mm, dz=5mm

Reference Value = 6.76 V/m; Power Drift = -0.017 dB

Peak SAR (extrapolated) = 0.141 W/kg

**SAR(1 g) = 0.084 mW/g; SAR(10 g) = 0.050 mW/g**

Maximum value of SAR (measured) = 0.091 mW/g



**DUT: 4G Smart Phone; Type: KODAK Smartway T1;**

Communication System: 4G Bands; Frequency: 1880 MHz; Duty Cycle: 1:1

Medium parameters used:  $f = 1880$  MHz;  $\sigma = 1.52$  mho/m;  $\epsilon_r = 52.43$ ;  $\rho = 1000$  kg/m<sup>3</sup>

Phantom section: Flat Section

**DASY4 Configuration:**

- Probe: EX3DV4 – SN7382; ConvF(8.31, 8.31, 8.31); Calibrated: 26/10/2016

- Sensor-Surface: 4mm (Mechanical Surface Detection)

- Electronics: DAE – SN772; Calibrated: 25/10/2016

- Phantom: TWIN SAM; Type: Twin SAM V5.0; Serial: 1909

- Measurement SW: DASY4, V4.5 Build 19; Postprocessing SW: SEMCAD, V1.8 Build 145

**Hotspot Left/LTE Band 2 50RB Mid/Area Scan (101x121x1):** Measurement grid: dx=10mm, dy=10mm

Maximum value of SAR (interpolated) = 0.094 mW/g

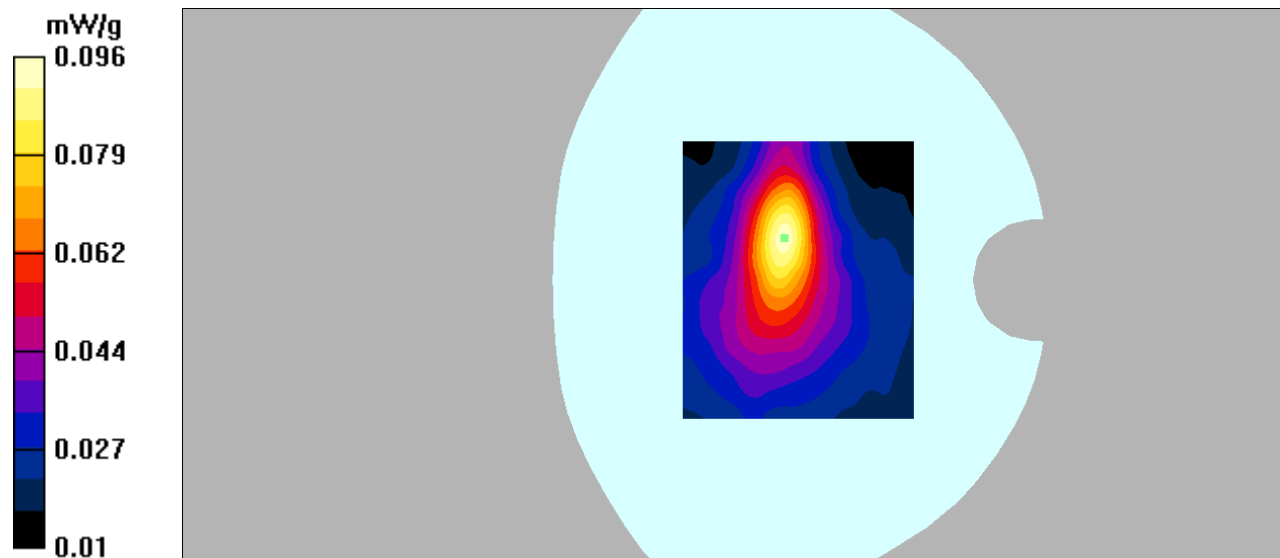
**Hotspot Left/LTE Band 2 50RB Mid/Zoom Scan (7x7x7)/Cube 0:** Measurement grid: dx=5mm, dy=5mm, dz=5mm

Reference Value = 6.84 V/m; Power Drift = 0.043 dB

Peak SAR (extrapolated) = 0.153 W/kg

**SAR(1 g) = 0.088 mW/g; SAR(10 g) = 0.052 mW/g**

Maximum value of SAR (measured) = 0.096 mW/g



**DUT: 4G Smart Phone; Type: KODAK Smartway T1;**

Communication System: 4G Bands; Frequency: 1860 MHz; Duty Cycle: 1:1

Medium parameters used:  $f = 1860$  MHz;  $\sigma = 1.53$  mho/m;  $\epsilon_r = 53.63$ ;  $\rho = 1000$  kg/m<sup>3</sup>

Phantom section: Flat Section

**DASY4 Configuration:**

- Probe: EX3DV4 – SN7382; ConvF(8.31, 8.31, 8.31); Calibrated: 26/10/2016

- Sensor-Surface: 4mm (Mechanical Surface Detection)

- Electronics: DAE – SN772; Calibrated: 25/10/2016

- Phantom: TWIN SAM; Type: Twin SAM V5.0; Serial: 1909

- Measurement SW: DASY4, V4.5 Build 19; Postprocessing SW: SEMCAD, V1.8 Build 145

**Hotspot Right/LTE Band 2 1RB Low/Area Scan (101x121x1):** Measurement grid: dx=10mm, dy=10mm

Maximum value of SAR (interpolated) = 0.183 mW/g

**Hotspot Right/LTE Band 2 1RB Low/Zoom Scan (7x7x7)/Cube 0:** Measurement grid: dx=5mm,


dy=5mm, dz=5mm

Reference Value = 10.3 V/m; Power Drift = 0.060 dB

Peak SAR (extrapolated) = 0.295 W/kg

**SAR(1 g) = 0.165 mW/g; SAR(10 g) = 0.093 mW/g**

Maximum value of SAR (measured) = 0.183 mW/g



**DUT: 4G Smart Phone; Type: KODAK Smartway T1;**

Communication System: 4G Bands; Frequency: 1880 MHz; Duty Cycle: 1:1

Medium parameters used:  $f = 1880$  MHz;  $\sigma = 1.52$  mho/m;  $\epsilon_r = 52.43$ ;  $\rho = 1000$  kg/m<sup>3</sup>

Phantom section: Flat Section

**DASY4 Configuration:**

- Probe: EX3DV4 – SN7382; ConvF(8.31, 8.31, 8.31); Calibrated: 26/10/2016

- Sensor-Surface: 4mm (Mechanical Surface Detection)

- Electronics: DAE – SN772; Calibrated: 25/10/2016

- Phantom: TWIN SAM; Type: Twin SAM V5.0; Serial: 1909

- Measurement SW: DASY4, V4.5 Build 19; Postprocessing SW: SEMCAD, V1.8 Build 145

**Hotspot Right/LTE Band 2 50RB Mid/Area Scan (101x121x1):** Measurement grid: dx=10mm, dy=10mm

Maximum value of SAR (interpolated) = 0.186 mW/g

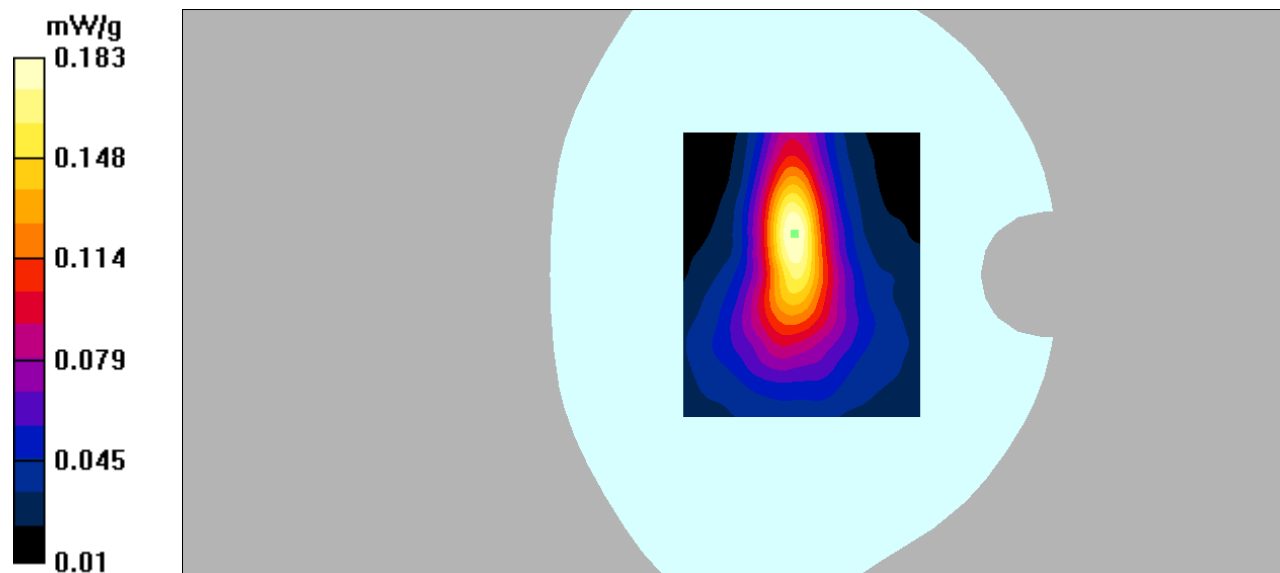
**Hotspot Right/LTE Band 2 50RB Mid/Zoom Scan (7x7x7)/Cube 0:** Measurement grid: dx=5mm, dy=5mm, dz=5mm

Reference Value = 10.3 V/m; Power Drift = 0.014 dB

Peak SAR (extrapolated) = 0.297 W/kg

**SAR(1 g) = 0.167 mW/g; SAR(10 g) = 0.094 mW/g**

Maximum value of SAR (measured) = 0.183 mW/g



**DUT: 4G Smart Phone; Type: KODAK Smartway T1;**

Communication System: 4G Bands; Frequency: 1860 MHz; Duty Cycle: 1:1

Medium parameters used:  $f = 1860$  MHz;  $\sigma = 1.53$  mho/m;  $\epsilon_r = 53.63$ ;  $\rho = 1000$  kg/m<sup>3</sup>

Phantom section: Flat Section

**DASY4 Configuration:**

- Probe: EX3DV4 – SN7382; ConvF(8.31, 8.31, 8.31); Calibrated: 26/10/2016

- Sensor-Surface: 4mm (Mechanical Surface Detection)

- Electronics: DAE – SN772; Calibrated: 25/10/2016

- Phantom: TWIN SAM; Type: Twin SAM V5.0; Serial: 1909

- Measurement SW: DASY4, V4.5 Build 19; Postprocessing SW: SEMCAD, V1.8 Build 145

**Hotspot Bottom/LTE Band 2 1RB Low/Area Scan (91x101x1):** Measurement grid: dx=10mm, dy=10mm

Maximum value of SAR (interpolated) = 0.668 mW/g


**Hotspot Bottom/LTE Band 2 1RB Low/Zoom Scan (7x7x7)/Cube 0:** Measurement grid: dx=5mm, dy=5mm, dz=5mm

Reference Value = 16.1 V/m; Power Drift = 0.151 dB

Peak SAR (extrapolated) = 1.15 W/kg

**SAR(1 g) = 0.597 mW/g; SAR(10 g) = 0.296 mW/g**

Maximum value of SAR (measured) = 0.677 mW/g



**DUT: 4G Smart Phone; Type: KODAK Smartway T1;**

Communication System: 4G Bands; Frequency: 1880 MHz; Duty Cycle: 1:1

Medium parameters used:  $f = 1880$  MHz;  $\sigma = 1.52$  mho/m;  $\epsilon_r = 52.43$ ;  $\rho = 1000$  kg/m<sup>3</sup>

Phantom section: Flat Section

**DASY4 Configuration:**

- Probe: EX3DV4 – SN7382; ConvF(8.31, 8.31, 8.31); Calibrated: 26/10/2016

- Sensor-Surface: 4mm (Mechanical Surface Detection)

- Electronics: DAE – SN772; Calibrated: 25/10/2016

- Phantom: TWIN SAM; Type: Twin SAM V5.0; Serial: 1909

- Measurement SW: DASY4, V4.5 Build 19; Postprocessing SW: SEMCAD, V1.8 Build 145

**Hotspot Bottom/LTE Band 2 50RB Mid/Area Scan (91x101x1):** Measurement grid: dx=10mm, dy=10mm

Maximum value of SAR (interpolated) = 0.685 mW/g


**Hotspot Bottom/LTE Band 2 50RB Mid/Zoom Scan (7x7x7)/Cube 0:** Measurement grid: dx=5mm, dy=5mm, dz=5mm

Reference Value = 16.2 V/m; Power Drift = 0.134 dB

Peak SAR (extrapolated) = 1.17 W/kg

**SAR(1 g) = 0.604 mW/g; SAR(10 g) = 0.301 mW/g**

Maximum value of SAR (measured) = 0.687 mW/g





**DUT: 4G Smart Phone; Type: KODAK Smartway T1;**

Communication System: 4G Bands; Frequency: 1720 MHz; Duty Cycle: 1:1

Medium parameters used:  $f = 1720$  MHz;  $\sigma = 1.36$  mho/m;  $\epsilon_r = 40.06$ ;  $\rho = 1000$  kg/m<sup>3</sup>

Phantom section: Left Section

**DASY4 Configuration:**

- Probe: EX3DV4 - SN7382; ConvF(9.06, 9.06, 9.06); Calibrated: 26/10/2016

- Sensor-Surface: 4mm (Mechanical Surface Detection)

- Electronics: DAE – SN772; Calibrated: 25/10/2016

- Phantom: TWIN SAM; Type: Twin SAM V5.0; Serial: 1909

- Measurement SW: DASY4, V4.5 Build 19; Postprocessing SW: SEMCAD, V1.8 Build 145

**Left Cheek/LTE Band 4 1RB Low/Area Scan (101x121x1):** Measurement grid: dx=10mm, dy=10mm

Maximum value of SAR (interpolated) = 0.400 mW/g

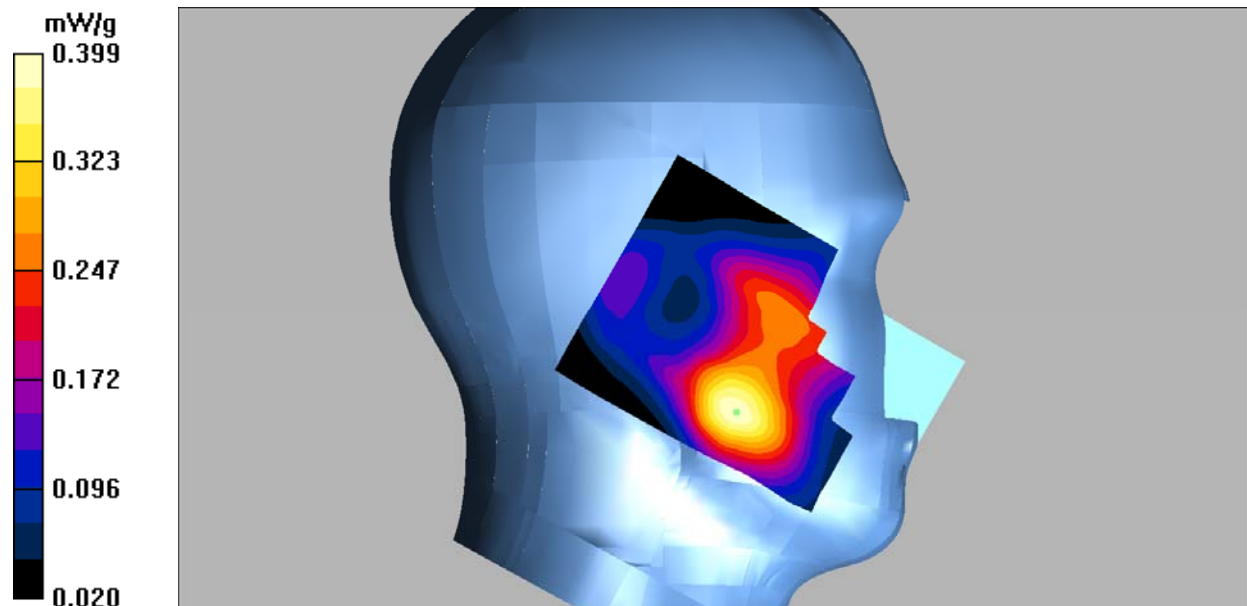
**Left Cheek/LTE Band 4 1RB Low/Zoom Scan (7x7x7)/Cube 0:** Measurement grid: dx=5mm, dy=5mm, dz=5mm

Reference Value = 9.89 V/m; Power Drift = 0.025 dB

Peak SAR (extrapolated) = 0.520 W/kg

**SAR(1 g) = 0.375 mW/g; SAR(10 g) = 0.252 mW/g**

Maximum value of SAR (measured) = 0.399 mW/g



**DUT: 4G Smart Phone; Type: KODAK Smartway T1;**

Communication System: 4G Bands; Frequency: 1720 MHz; Duty Cycle: 1:1

Medium parameters used:  $f = 1720$  MHz;  $\sigma = 1.36$  mho/m;  $\epsilon_r = 40.06$ ;  $\rho = 1000$  kg/m<sup>3</sup>

Phantom section: Left Section

**DASY4 Configuration:**

- Probe: EX3DV4 - SN7382; ConvF(9.06, 9.06, 9.06); Calibrated: 26/10/2016

- Sensor-Surface: 4mm (Mechanical Surface Detection)

- Electronics: DAE – SN772; Calibrated: 25/10/2016

- Phantom: TWIN SAM; Type: Twin SAM V5.0; Serial: 1909

- Measurement SW: DASY4, V4.5 Build 19; Postprocessing SW: SEMCAD, V1.8 Build 145

**Left Cheek/LTE Band 4 50RB Low/Area Scan (101x121x1):** Measurement grid: dx=10mm, dy=10mm

Maximum value of SAR (interpolated) = 0.313 mW/g

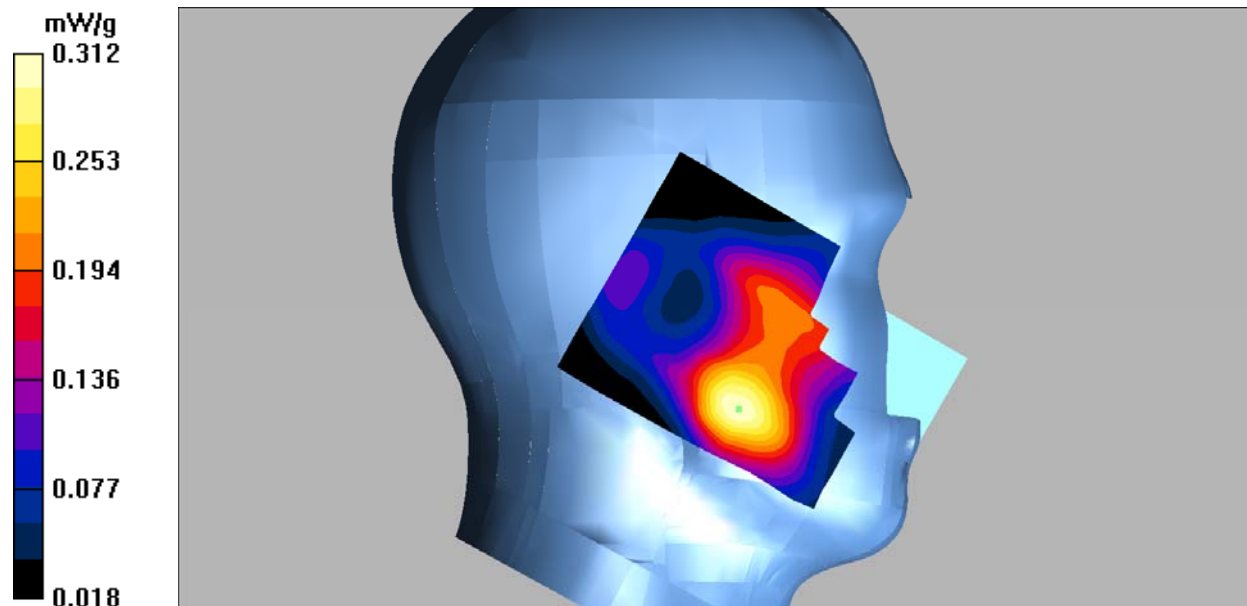
**Left Cheek/LTE Band 4 50RB Low/Zoom Scan (7x7x7)/Cube 0:** Measurement grid: dx=5mm, dy=5mm, dz=5mm

Reference Value = 8.71 V/m; Power Drift = 0.048 dB

Peak SAR (extrapolated) = 0.398 W/kg

**SAR(1 g) = 0.292 mW/g; SAR(10 g) = 0.197 mW/g**

Maximum value of SAR (measured) = 0.312 mW/g



**DUT: 4G Smart Phone; Type: KODAK Smartway T1;**

Communication System: 4G Bands; Frequency: 1720 MHz; Duty Cycle: 1:1

Medium parameters used:  $f = 1720$  MHz;  $\sigma = 1.36$  mho/m;  $\epsilon_r = 40.06$ ;  $\rho = 1000$  kg/m<sup>3</sup>

Phantom section: Left Section

**DASY4 Configuration:**

- Probe: EX3DV4 - SN7382; ConvF(9.06, 9.06, 9.06); Calibrated: 26/10/2016

- Sensor-Surface: 4mm (Mechanical Surface Detection)

- Electronics: DAE – SN772; Calibrated: 25/10/2016

- Phantom: TWIN SAM; Type: Twin SAM V5.0; Serial: 1909

- Measurement SW: DASY4, V4.5 Build 19; Postprocessing SW: SEMCAD, V1.8 Build 145

**Left Tilt/LTE Band 4 1RB Low/Area Scan (101x121x1):** Measurement grid: dx=10mm, dy=10mm

Maximum value of SAR (interpolated) = 0.298 mW/g


**Left Tilt/LTE Band 4 1RB Low/Zoom Scan (7x7x7)/Cube 0:** Measurement grid: dx=5mm, dy=5mm, dz=5mm

Reference Value = 14.8 V/m; Power Drift = -0.020 dB

Peak SAR (extrapolated) = 0.407 W/kg

**SAR(1 g) = 0.268 mW/g; SAR(10 g) = 0.163 mW/g**

Maximum value of SAR (measured) = 0.291 mW/g



**DUT: 4G Smart Phone; Type: KODAK Smartway T1;**

Communication System: 4G Bands; Frequency: 1720 MHz; Duty Cycle: 1:1

Medium parameters used:  $f = 1720$  MHz;  $\sigma = 1.36$  mho/m;  $\epsilon_r = 40.06$ ;  $\rho = 1000$  kg/m<sup>3</sup>

Phantom section: Left Section

**DASY4 Configuration:**

- Probe: EX3DV4 - SN7382; ConvF(9.06, 9.06, 9.06); Calibrated: 26/10/2016

- Sensor-Surface: 4mm (Mechanical Surface Detection)

- Electronics: DAE – SN772; Calibrated: 25/10/2016

- Phantom: TWIN SAM; Type: Twin SAM V5.0; Serial: 1909

- Measurement SW: DASY4, V4.5 Build 19; Postprocessing SW: SEMCAD, V1.8 Build 145

**Left Tilt/LTE Band 4 50RB Low/Area Scan (101x121x1):** Measurement grid: dx=10mm, dy=10mm

Maximum value of SAR (interpolated) = 0.236 mW/g


**Left Tilt/LTE Band 4 50RB Low/Zoom Scan (7x7x7)/Cube 0:** Measurement grid: dx=5mm, dy=5mm, dz=5mm

Reference Value = 13.1 V/m; Power Drift = -0.102 dB

Peak SAR (extrapolated) = 0.317 W/kg

**SAR(1 g) = 0.207 mW/g; SAR(10 g) = 0.127 mW/g**

Maximum value of SAR (measured) = 0.230 mW/g



**DUT: 4G Smart Phone; Type: KODAK Smartway T1;**

Communication System: 4G Bands; Frequency: 1720 MHz; Duty Cycle: 1:1

Medium parameters used:  $f = 1720$  MHz;  $\sigma = 1.36$  mho/m;  $\epsilon_r = 40.06$ ;  $\rho = 1000$  kg/m<sup>3</sup>

Phantom section: Right Section

**DASY4 Configuration:**

- Probe: EX3DV4 - SN7382; ConvF(9.06, 9.06, 9.06); Calibrated: 26/10/2016

- Sensor-Surface: 4mm (Mechanical Surface Detection)

- Electronics: DAE – SN772; Calibrated: 25/10/2016

- Phantom: TWIN SAM; Type: Twin SAM V5.0; Serial: 1909

- Measurement SW: DASY4, V4.5 Build 19; Postprocessing SW: SEMCAD, V1.8 Build 145

**Right Cheek/LTE Band 4 1RB Low/Area Scan (101x121x1):** Measurement grid: dx=10mm, dy=10mm

Maximum value of SAR (interpolated) = 0.502 mW/g

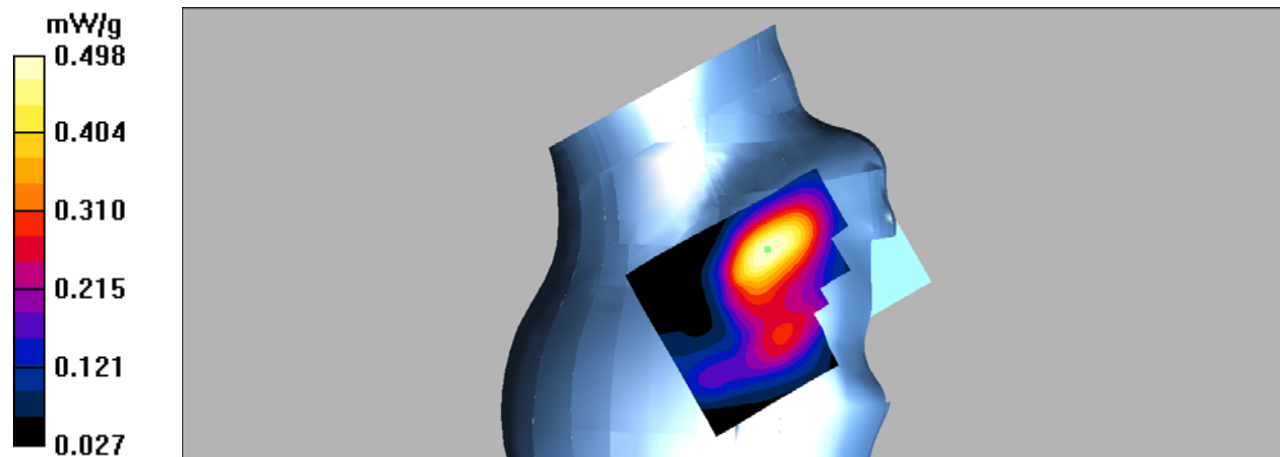
**Right Cheek/LTE Band 4 1RB Low/Zoom Scan (7x7x7)/Cube 0:** Measurement grid: dx=5mm, dy=5mm, dz=5mm

Reference Value = 8.41 V/m; Power Drift = 0.018 dB

Peak SAR (extrapolated) = 0.686 W/kg

**SAR(1 g) = 0.461 mW/g; SAR(10 g) = 0.298 mW/g**

Maximum value of SAR (measured) = 0.498 mW/g



**DUT: 4G Smart Phone; Type: KODAK Smartway T1;**

Communication System: 4G Bands; Frequency: 1720 MHz; Duty Cycle: 1:1

Medium parameters used:  $f = 1720$  MHz;  $\sigma = 1.36$  mho/m;  $\epsilon_r = 40.06$ ;  $\rho = 1000$  kg/m<sup>3</sup>

Phantom section: Right Section

**DASY4 Configuration:**

- Probe: EX3DV4 - SN7382; ConvF(9.06, 9.06, 9.06); Calibrated: 26/10/2016

- Sensor-Surface: 4mm (Mechanical Surface Detection)

- Electronics: DAE – SN772; Calibrated: 25/10/2016

- Phantom: TWIN SAM; Type: Twin SAM V5.0; Serial: 1909

- Measurement SW: DASY4, V4.5 Build 19; Postprocessing SW: SEMCAD, V1.8 Build 145

**Right Cheek/LTE Band 4 50RB Low/Area Scan (101x121x1):** Measurement grid: dx=10mm, dy=10mm

Maximum value of SAR (interpolated) = 0.513 mW/g

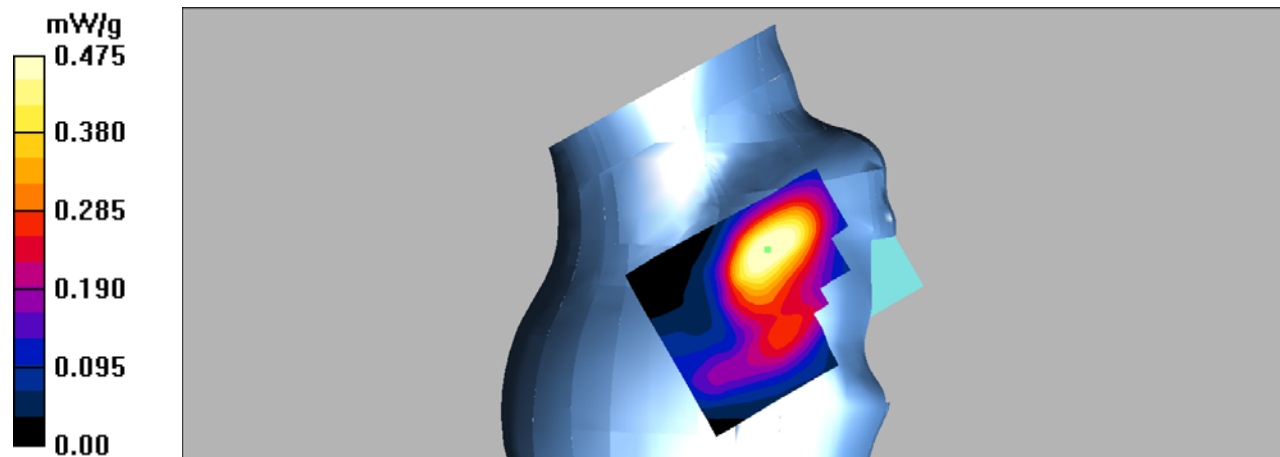
**Right Cheek/LTE Band 4 50RB Low/Zoom Scan (7x7x7)/Cube 0:** Measurement grid: dx=5mm, dy=5mm, dz=5mm

Reference Value = 8.50 V/m; Power Drift = -0135 dB

Peak SAR (extrapolated) = 1.12 W/kg

**SAR(1 g) = 0.311 mW/g; SAR(10 g) = 0.064 mW/g**

Maximum value of SAR (measured) = 0.475 mW/g



**DUT: 4G Smart Phone; Type: KODAK Smartway T1;**

Communication System: 4G Bands; Frequency: 1720 MHz; Duty Cycle: 1:1

Medium parameters used:  $f = 1720$  MHz;  $\sigma = 1.36$  mho/m;  $\epsilon_r = 40.06$ ;  $\rho = 1000$  kg/m<sup>3</sup>

Phantom section: Right Section

**DASY4 Configuration:**

- Probe: EX3DV4 - SN7382; ConvF(9.06, 9.06, 9.06); Calibrated: 26/10/2016

- Sensor-Surface: 4mm (Mechanical Surface Detection)

- Electronics: DAE – SN772; Calibrated: 25/10/2016

- Phantom: TWIN SAM; Type: Twin SAM V5.0; Serial: 1909

- Measurement SW: DASY4, V4.5 Build 19; Postprocessing SW: SEMCAD, V1.8 Build 145

**Right Tilt/LTE Band 4 1RB Low/Area Scan (101x121x1):** Measurement grid: dx=10mm, dy=10mm

Maximum value of SAR (interpolated) = 0.221 mW/g

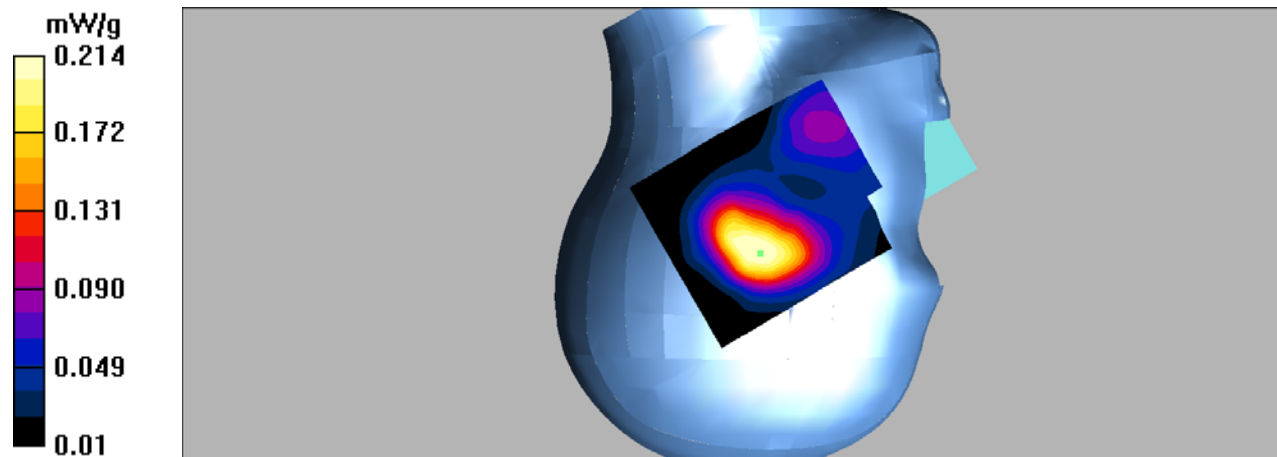
**Right Tilt/LTE Band 4 1RB Low/Zoom Scan (7x7x7)/Cube 0:** Measurement grid: dx=5mm, dy=5mm, dz=5mm

Reference Value = 11.4 V/m; Power Drift = 0.052 dB

Peak SAR (extrapolated) = 0.283 W/kg

**SAR(1 g) = 0.200 mW/g; SAR(10 g) = 0.134 mW/g**

Maximum value of SAR (measured) = 0.214 mW/g



**DUT: 4G Smart Phone; Type: KODAK Smartway T1;**

Communication System: 4G Bands; Frequency: 1720 MHz; Duty Cycle: 1:1

Medium parameters used:  $f = 1720$  MHz;  $\sigma = 1.36$  mho/m;  $\epsilon_r = 40.06$ ;  $\rho = 1000$  kg/m<sup>3</sup>

Phantom section: Right Section

**DASY4 Configuration:**

- Probe: EX3DV4 - SN7382; ConvF(9.06, 9.06, 9.06); Calibrated: 26/10/2016

- Sensor-Surface: 4mm (Mechanical Surface Detection)

- Electronics: DAE – SN772; Calibrated: 25/10/2016

- Phantom: TWIN SAM; Type: Twin SAM V5.0; Serial: 1909

- Measurement SW: DASY4, V4.5 Build 19; Postprocessing SW: SEMCAD, V1.8 Build 145

**Right Tilt/LTE Band 4 50RB Low/Area Scan (101x121x1):** Measurement grid: dx=10mm, dy=10mm

Maximum value of SAR (interpolated) = 0.217 mW/g

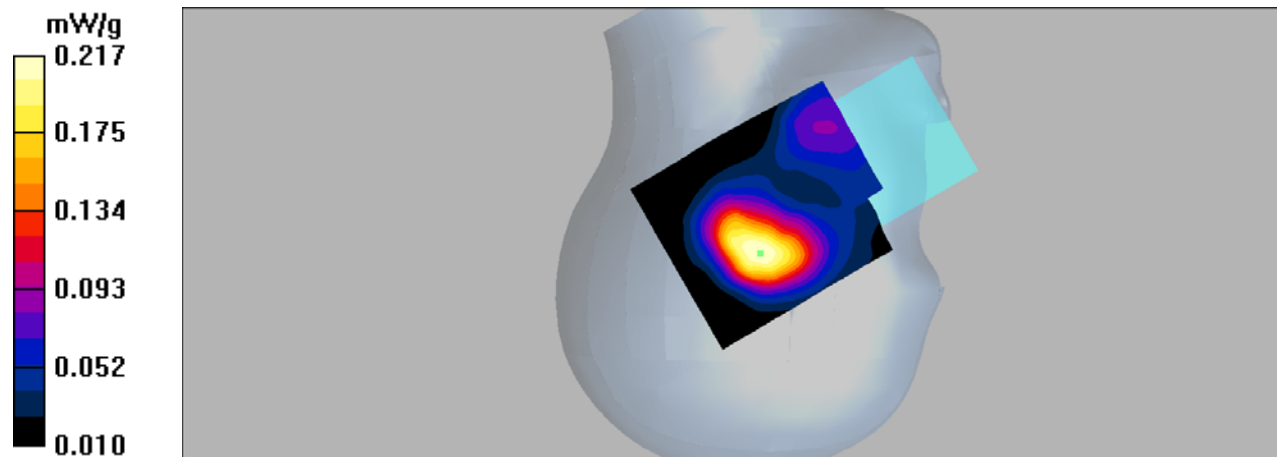
**Right Tilt/LTE Band 4 50RB Low/Zoom Scan (7x7x7)/Cube 0:** Measurement grid: dx=5mm, dy=5mm, dz=5mm

Reference Value = 11.8 V/m; Power Drift = -0.015 dB

Peak SAR (extrapolated) = 0.288 W/kg

**SAR(1 g) = 0.204 mW/g; SAR(10 g) = 0.135 mW/g**

Maximum value of SAR (measured) = 0.217 mW/g





**DUT: 4G Smart Phone; Type: KODAK Smartway T1;**

Communication System: 4G Bands; Frequency: 1720 MHz; Duty Cycle: 1:1

Medium parameters used:  $f = 1720$  MHz;  $\sigma = 1.5$  mho/m;  $\epsilon_r = 53$ ;  $\rho = 1000$  kg/m<sup>3</sup>

Phantom section: Flat Section

**DASY4 Configuration:**

- Probe: EX3DV4 - SN7382; ConvF(8.65, 8.65, 8.65); Calibrated: 26/10/2016

- Sensor-Surface: 4mm (Mechanical Surface Detection)

- Electronics: DAE – SN772; Calibrated: 25/10/2016

- Phantom: TWIN SAM; Type: Twin SAM V5.0; Serial: 1909

- Measurement SW: DASY4, V4.5 Build 19; Postprocessing SW: SEMCAD, V1.8 Build 145

**Hotspot Back/LTE Band 4 1RB Low/Area Scan (101x131x1):** Measurement grid: dx=10mm, dy=10mm

Maximum value of SAR (interpolated) = 0.650 mW/g

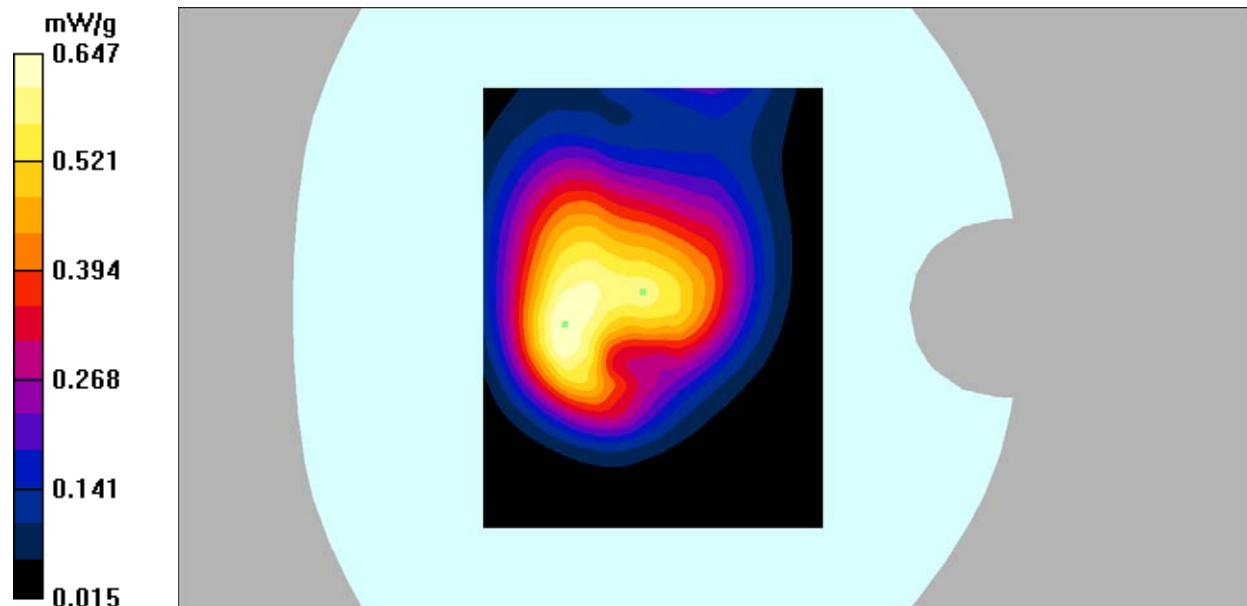
**Hotspot Back/LTE Band 4 1RB Low/Zoom Scan (7x7x7)/Cube 0:** Measurement grid: dx=5mm, dy=5mm, dz=5mm

Reference Value = 8.41 V/m; Power Drift = 0.039 dB

Peak SAR (extrapolated) = 1.09 W/kg

**SAR(1 g) = 0.594 mW/g; SAR(10 g) = 0.353 mW/g**

Maximum value of SAR (measured) = 0.647 mW/g



**DUT: 4G Smart Phone; Type: KODAK Smartway T1;**

Communication System: 4G Bands; Frequency: 1720 MHz; Duty Cycle: 1:1

Medium parameters used:  $f = 1720$  MHz;  $\sigma = 1.5$  mho/m;  $\epsilon_r = 53$ ;  $\rho = 1000$  kg/m<sup>3</sup>

Phantom section: Flat Section

**DASY4 Configuration:**

- Probe: EX3DV4 - SN7382; ConvF(8.65, 8.65, 8.65); Calibrated: 26/10/2016

- Sensor-Surface: 4mm (Mechanical Surface Detection)

- Electronics: DAE – SN772; Calibrated: 25/10/2016

- Phantom: TWIN SAM; Type: Twin SAM V5.0; Serial: 1909

- Measurement SW: DASY4, V4.5 Build 19; Postprocessing SW: SEMCAD, V1.8 Build 145

**Hotspot Back/LTE Band 4 50RB Low/Area Scan (101x131x1):** Measurement grid: dx=10mm, dy=10mm

Maximum value of SAR (interpolated) = 0.515 mW/g

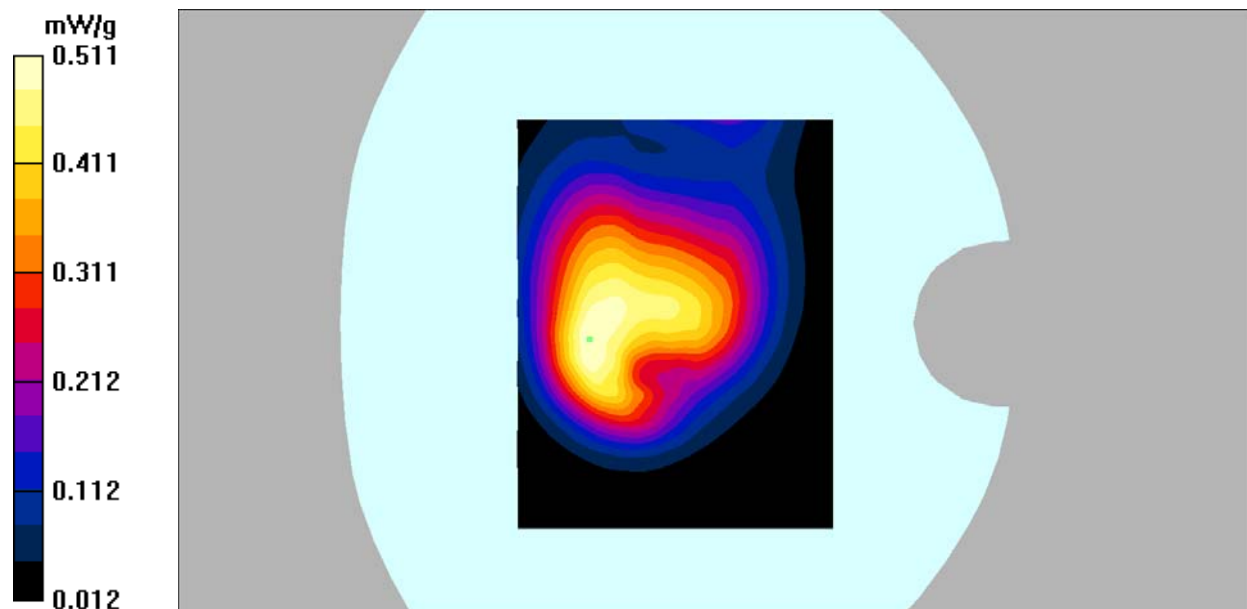
**Hotspot Back/LTE Band 4 50RB Low/Zoom Scan (7x7x7)/Cube 0:** Measurement grid: dx=5mm, dy=5mm, dz=5mm

Reference Value = 17.5 V/m; Power Drift = -0.011 dB

Peak SAR (extrapolated) = 0.871 W/kg

**SAR(1 g) = 0.472 mW/g; SAR(10 g) = 0.280 mW/g**

Maximum value of SAR (measured) = 0.511 mW/g



**DUT: 4G Smart Phone; Type: KODAK Smartway T1;**

Communication System: 4G Bands; Frequency: 1720 MHz; Duty Cycle: 1:1

Medium parameters used:  $f = 1720$  MHz;  $\sigma = 1.5$  mho/m;  $\epsilon_r = 53$ ;  $\rho = 1000$  kg/m<sup>3</sup>

Phantom section: Flat Section

**DASY4 Configuration:**

- Probe: EX3DV4 - SN7382; ConvF(8.65, 8.65, 8.65); Calibrated: 26/10/2016

- Sensor-Surface: 4mm (Mechanical Surface Detection)

- Electronics: DAE – SN772; Calibrated: 25/10/2016

- Phantom: TWIN SAM; Type: Twin SAM V5.0; Serial: 1909

- Measurement SW: DASY4, V4.5 Build 19; Postprocessing SW: SEMCAD, V1.8 Build 145

**Hotspot Left/LTE Band 4 1RB Low/Area Scan (101x121x1):** Measurement grid: dx=10mm, dy=10mm

Maximum value of SAR (interpolated) = 0.155 mW/g


**Hotspot Left/LTE Band 4 1RB Low/Zoom Scan (7x7x7)/Cube 0:** Measurement grid: dx=5mm, dy=5mm, dz=5mm

Reference Value = 8.96 V/m; Power Drift = 0.088 dB

Peak SAR (extrapolated) = 0.235 W/kg

**SAR(1 g) = 0.144 mW/g; SAR(10 g) = 0.087 mW/g**

Maximum value of SAR (measured) = 0.157 mW/g



**DUT: 4G Smart Phone; Type: KODAK Smartway T1;**

Communication System: 4G Bands; Frequency: 1720 MHz; Duty Cycle: 1:1

Medium parameters used:  $f = 1720$  MHz;  $\sigma = 1.5$  mho/m;  $\epsilon_r = 53$ ;  $\rho = 1000$  kg/m<sup>3</sup>

Phantom section: Flat Section

**DASY4 Configuration:**

- Probe: EX3DV4 - SN7382; ConvF(8.65, 8.65, 8.65); Calibrated: 26/10/2016

- Sensor-Surface: 4mm (Mechanical Surface Detection)

- Electronics: DAE – SN772; Calibrated: 25/10/2016

- Phantom: TWIN SAM; Type: Twin SAM V5.0; Serial: 1909

- Measurement SW: DASY4, V4.5 Build 19; Postprocessing SW: SEMCAD, V1.8 Build 145

**Hotspot Left/LTE Band 4 50RB Low/Area Scan (101x121x1):** Measurement grid: dx=10mm, dy=10mm

Maximum value of SAR (interpolated) = 0.157 mW/g

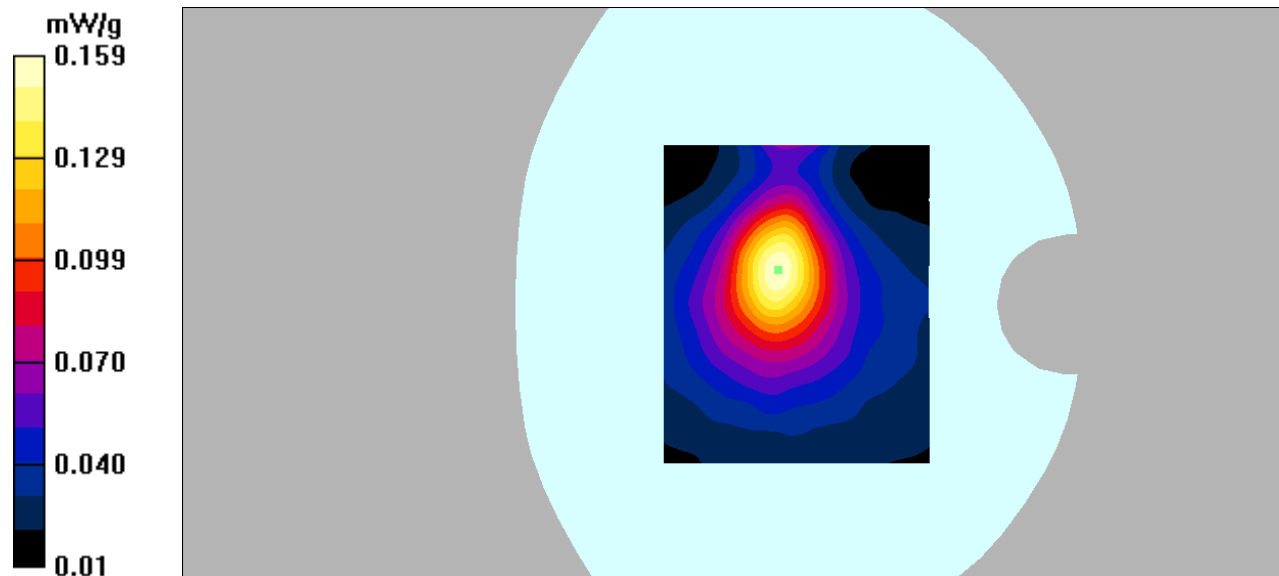
**Hotspot Left/LTE Band 4 50RB Low/Zoom Scan (7x7x7)/Cube 0:** Measurement grid: dx=5mm, dy=5mm, dz=5mm

Reference Value = 9.00 V/m; Power Drift = 0.091 dB

Peak SAR (extrapolated) = 0.239 W/kg

**SAR(1 g) = 0.144 mW/g; SAR(10 g) = 0.087 mW/g**

Maximum value of SAR (measured) = 0.159 mW/g



**DUT: 4G Smart Phone; Type: KODAK Smartway T1;**

Communication System: 4G Bands; Frequency: 1720 MHz; Duty Cycle: 1:1

Medium parameters used:  $f = 1720$  MHz;  $\sigma = 1.5$  mho/m;  $\epsilon_r = 53$ ;  $\rho = 1000$  kg/m<sup>3</sup>

Phantom section: Flat Section

**DASY4 Configuration:**

- Probe: EX3DV4 - SN7382; ConvF(8.65, 8.65, 8.65); Calibrated: 26/10/2016

- Sensor-Surface: 4mm (Mechanical Surface Detection)

- Electronics: DAE – SN772; Calibrated: 25/10/2016

- Phantom: TWIN SAM; Type: Twin SAM V5.0; Serial: 1909

- Measurement SW: DASY4, V4.5 Build 19; Postprocessing SW: SEMCAD, V1.8 Build 145

**Hotspot Right/LTE Band 4 1RB Low/Area Scan (101x121x1):** Measurement grid: dx=10mm, dy=10mm

Maximum value of SAR (interpolated) = 0.253 mW/g

**Hotspot Right/LTE Band 4 1RB Low/Zoom Scan (7x7x7)/Cube 0:** Measurement grid: dx=5mm,

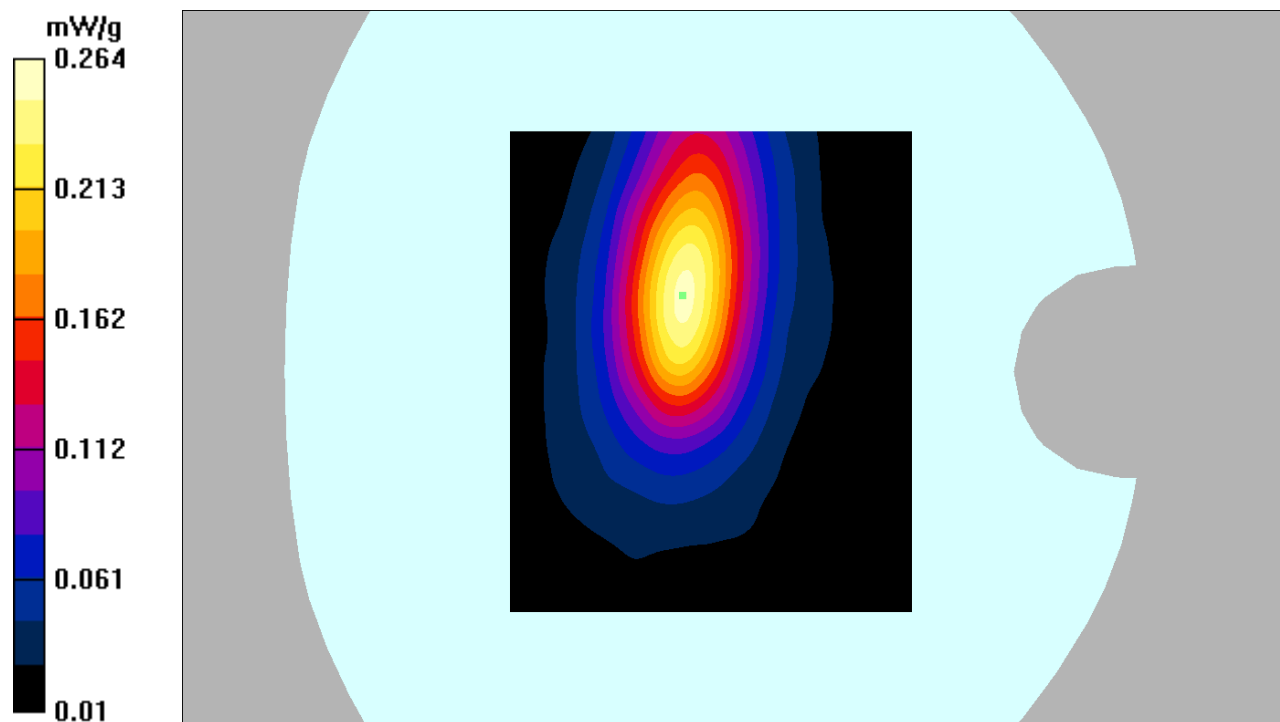
dy=5mm, dz=5mm

Reference Value = 10.5 V/m; Power Drift = 0.022 dB

Peak SAR (extrapolated) = 0.408 W/kg

**SAR(1 g) = 0.238 mW/g; SAR(10 g) = 0.136 mW/g**

Maximum value of SAR (measured) = 0.264 mW/g



**DUT: 4G Smart Phone; Type: KODAK Smartway T1;**

Communication System: 4G Bands; Frequency: 1720 MHz; Duty Cycle: 1:1

Medium parameters used:  $f = 1720$  MHz;  $\sigma = 1.5$  mho/m;  $\epsilon_r = 53$ ;  $\rho = 1000$  kg/m<sup>3</sup>

Phantom section: Flat Section

**DASY4 Configuration:**

- Probe: EX3DV4 - SN7382; ConvF(8.65, 8.65, 8.65); Calibrated: 26/10/2016

- Sensor-Surface: 4mm (Mechanical Surface Detection)

- Electronics: DAE – SN772; Calibrated: 25/10/2016

- Phantom: TWIN SAM; Type: Twin SAM V5.0; Serial: 1909

- Measurement SW: DASY4, V4.5 Build 19; Postprocessing SW: SEMCAD, V1.8 Build 145

**Hotspot Right/LTE Band 4 50RB Low/Area Scan (101x121x1):** Measurement grid: dx=10mm, dy=10mm

Maximum value of SAR (interpolated) = 0.264 mW/g

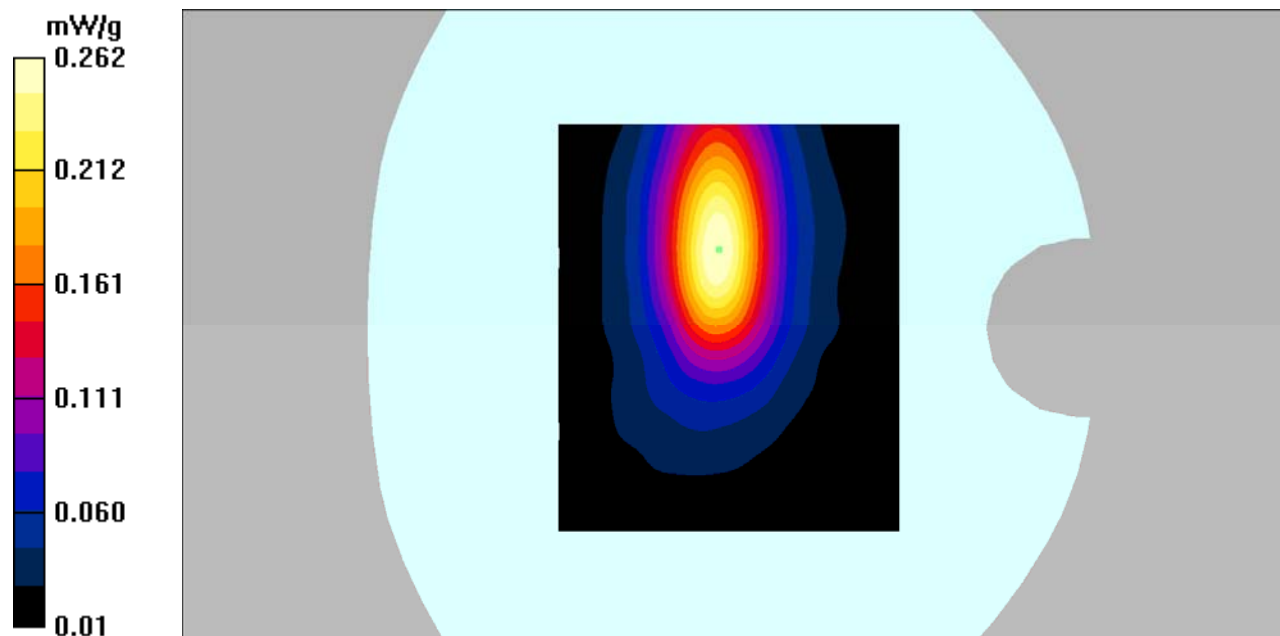
**Hotspot Right/LTE Band 4 50RB Low/Zoom Scan (7x7x7)/Cube 0:** Measurement grid: dx=5mm, dy=5mm, dz=5mm

Reference Value = 10.8 V/m; Power Drift = 0.081 dB

Peak SAR (extrapolated) = 0.394 W/kg

**SAR(1 g) = 0.238 mW/g; SAR(10 g) = 0.138 mW/g**

Maximum value of SAR (measured) = 0.262 mW/g



**DUT: 4G Smart Phone; Type: KODAK Smartway T1;**

Communication System: 4G Bands; Frequency: 1720 MHz; Duty Cycle: 1:1

Medium parameters used:  $f = 1720$  MHz;  $\sigma = 1.5$  mho/m;  $\epsilon_r = 53$ ;  $\rho = 1000$  kg/m<sup>3</sup>

Phantom section: Flat Section

**DASY4 Configuration:**

- Probe: EX3DV4 - SN7382; ConvF(8.65, 8.65, 8.65); Calibrated: 26/10/2016

- Sensor-Surface: 4mm (Mechanical Surface Detection)

- Electronics: DAE – SN772; Calibrated: 25/10/2016

- Phantom: TWIN SAM; Type: Twin SAM V5.0; Serial: 1909

- Measurement SW: DASY4, V4.5 Build 19; Postprocessing SW: SEMCAD, V1.8 Build 145

**Hotspot Bottom/LTE Band 4 1RB Low/Area Scan (91x101x1):** Measurement grid: dx=10mm, dy=10mm

Maximum value of SAR (interpolated) = 0.371 mW/g


**Hotspot Bottom/LTE Band 4 1RB Low/Zoom Scan (7x7x7)/Cube 0:** Measurement grid: dx=5mm, dy=5mm, dz=5mm

Reference Value = 13.1 V/m; Power Drift = 0.129 dB

Peak SAR (extrapolated) = 0.588 W/kg

**SAR(1 g) = 0.326 mW/g; SAR(10 g) = 0.171 mW/g**

Maximum value of SAR (measured) = 0.369 mW/g



**DUT: 4G Smart Phone; Type: KODAK Smartway T1;**

Communication System: 4G Bands; Frequency: 1720 MHz; Duty Cycle: 1:1

Medium parameters used:  $f = 1720$  MHz;  $\sigma = 1.5$  mho/m;  $\epsilon_r = 53$ ;  $\rho = 1000$  kg/m<sup>3</sup>

Phantom section: Flat Section

**DASY4 Configuration:**

- Probe: EX3DV4 - SN7382; ConvF(8.65, 8.65, 8.65); Calibrated: 26/10/2016

- Sensor-Surface: 4mm (Mechanical Surface Detection)

- Electronics: DAE – SN772; Calibrated: 25/10/2016

- Phantom: TWIN SAM; Type: Twin SAM V5.0; Serial: 1909

- Measurement SW: DASY4, V4.5 Build 19; Postprocessing SW: SEMCAD, V1.8 Build 145

**Hotspot Bottom/LTE Band 4 50RB Low/Area Scan (91x101x1):** Measurement grid: dx=10mm, dy=10mm

Maximum value of SAR (interpolated) = 0.369 mW/g

**Hotspot Bottom/LTE Band 4 50RB Low/Zoom Scan (7x7x7)/Cube 0:** Measurement grid: dx=5mm, dy=5mm, dz=5mm

Reference Value = 12.4 V/m; Power Drift = 0.209 dB

Peak SAR (extrapolated) = 0.606 W/kg

**SAR(1 g) = 0.335 mW/g; SAR(10 g) = 0.175 mW/g**

Maximum value of SAR (measured) = 0.382 mW/g

