


APPENDIX

Photographs

FCC ID :2ALNEGTDMBN
ISED CN and UPN :4361A-GTDMBN

PHOTOGRAPHS OF MAXIMUM EMISSION SET-UP

1. Conducted disturbance at mains terminals





FCC ID :2ALNEGTDMBN
ISED CN and UPN :4361A-GTDMBN


2. Radiated disturbance (X axis)




Radiated disturbance (Y axis)



Radiated disturbance (Z axis)




3. Above 1 GHz



Note : Maintaining 10cm spacing between all the equipment cabinets.

3.1 Measurement Set-up (Above 1 GHz)



FCC ID :2ALNEGTDMBN
ISED CN and UPN :4361A-GTDMBN

4. Frequency Tolerance

