

# Portable Wireless Speaker

## IC-BTS20

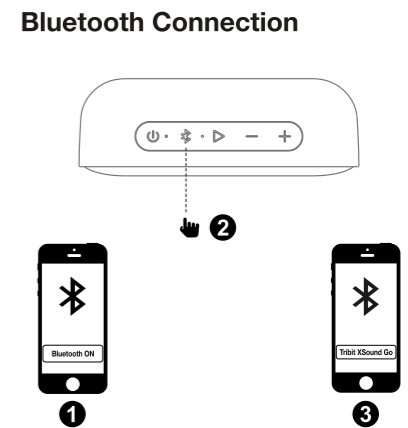
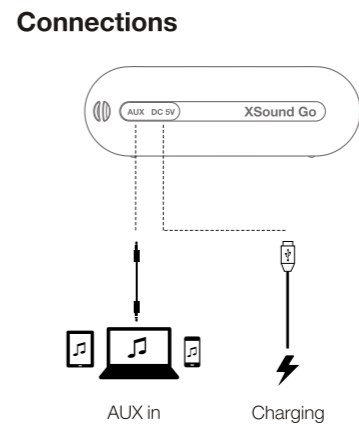
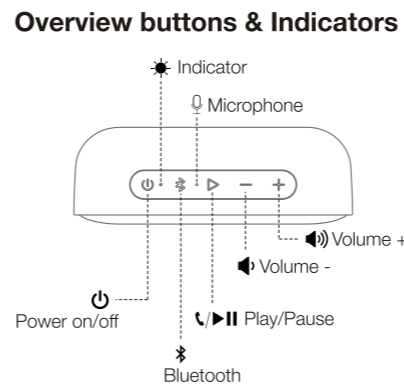
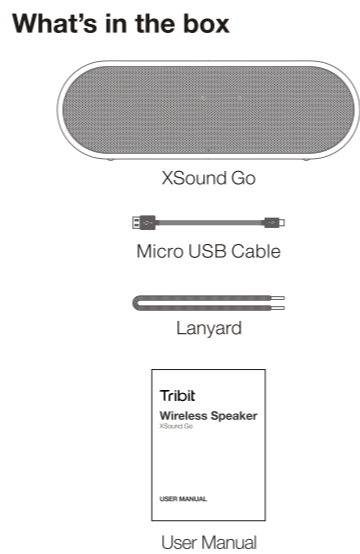
### USER MANUAL

#### Safety instructions

- Avoid dropping.
- Do not disassemble.
- Do not submerge in water.
- Avoid extreme temperatures.
- Do not use the device outdoors during thunderstorms.
- Do not use any corrosive cleaner/oil to clean.

#### Specification

Bluetooth version: V4.2  
Support: A2DP, AVRCP, HFP, HSP  
Output power: 2 x 5W  
Battery: 3.7V, 4400mAh  
Battery charge time: 5 hour  
Music playing time: up to 20 hours (varies by volume level and audio content)  
Input: DC5V/1A  
Dimension: 175 x 59 x 56 (mm)  
Weight: 380g



#### Buttons

Button	Operation & Function
Power on/off	Press to turn on/off
Bluetooth	Press to enter pairing mode
Volume +	Press to increase the volume level
Volume -	Press to decrease the volume level
Play/Pause	<ul style="list-style-type: none"> <li>• Press to play/pause Music and answer/end call</li> <li>• Long press to reject a call</li> <li>• Press twice to skip to next track</li> <li>• Press triple to skip to Previous track</li> </ul>

#### Indicator

Indicator	Status
Blue indicator flashes slowly	Reconnection mode
Blue indicator flashes quickly	Bluetooth pairing mode
Blue indicator keeps on	Pairing has been successful
Red indicator flashes slowly	Low battery power (<15%), charge the speaker as required

Red indicator flashes quickly Low battery power (<2%) and will automatically power off after 5s charge the speaker immediately

#### Reset

If this speaker has some problem, you can try to press and hold "Volume +" and "Volume -" button simultaneously for 5 seconds to reset, and then pairing again (delete the old pairing in your device).

#### FCC Statement

Changes or modifications not expressly approved by the party responsible for compliance could void the user's authority to operate the equipment. This equipment has been tested and found to comply with the limits for a Class B digital device, pursuant to Part 15 of the FCC Rules. These limits are designed to provide reasonable protection against harmful interference in a residential installation. This equipment generates uses and can radiate radio frequency energy, if not installed and

used in accordance with the instructions, may cause harmful interference to radio communications. However, there is no guarantee that interference will not occur in a particular installation. If this equipment does cause harmful interference to radio or television reception, which can be determined by turning the equipment off and on, the user is encouraged to try to correct the interference by one or more of the following measures:

- Reorient or relocate the receiving antenna.
- Increase the separation between the equipment and receiver.
- Connect the equipment into an outlet on a circuit different from that to which the receiver is connected.
- Consult the dealer or an experienced radio/TV technician for help.

This device complies with part 15 of the FCC rules. Operation is subject to the following two conditions:

- This device may not cause harmful interference.
- This device must accept any interference received, including interference that may cause undesired operation.

#### Customer Service

- 18-month limited warranty
- For FAQs and more information, please Email to: support@tribitaudio.com

## 無線スピーカー

### XSound Go

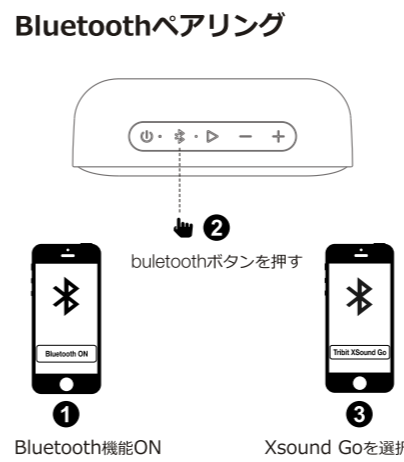
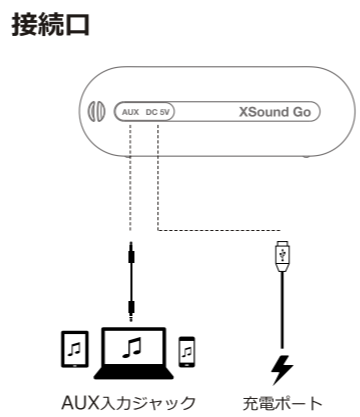
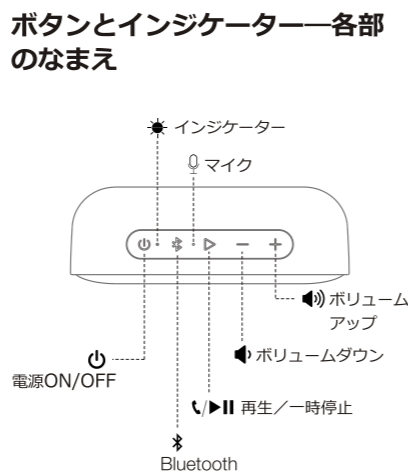
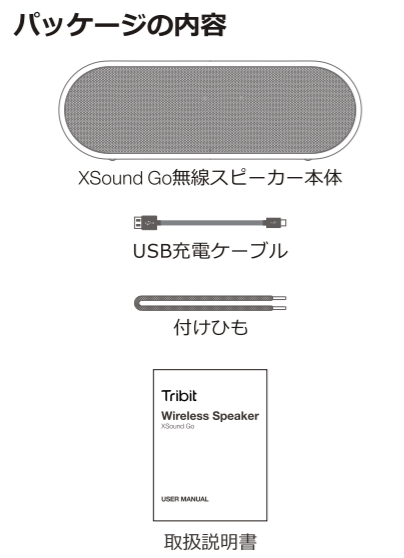
#### 取扱説明書

#### 安全使用するためのご注意

- 製品を落下しないでください。
- 製品を分解しないでください。
- 製品を浸水しないでください。
- 高温な場所に置かないでください。
- 雷雨の天候に室外で本製品を使用しないでください。
- 腐食性のある洗剤やオイルで製品を洗浄しないでください。

#### 仕様

Bluetoothバージョン: V4.2  
サポート: A2DP, AVRCP, HFP, HSP  
定格入力電力: 2 x 5W  
バッテリーの容量: 3.7V, 4400mAh  
バッテリー充電時間: 5時間  
音楽再生時間: 最高 24時間 (音量とオーディオ内容により異なります)  
入力: DC5V/1A  
寸法: 170 x 59 x 56 (mm)  
重量: 380g



#### ボタン

ボタン	操作と機能
電源ON/OFF	押すと電源がオン/オフになる
Bluetooth	押すとペアリングモードに入る
ボリューム+	ボリュームアップ
ボリューム-	ボリュームダウン
再生/一時停止	音楽の再生/一時停止、電話を受ける/切る、長押しすると着信を拒否する/2回押しすると曲送り/3回押しと曲戻し

#### インジケータ

インジケータ	状態
青色で速い点滅	待ち受け
青色で速い点滅	Bluetoothペアリングモード
青色で常時点灯	接続完了
赤色が点灯する	充電中/バッテリー残量15%以下、充電が必要

赤色で速い点滅	バッテリー残量2%以下、5秒後自動的に電源OFF、直ちに充電が必要
---------	-----------------------------------

#### 初期化をする

スピーカーの使用で、問題が発生してリセットが必要な場合、「ボリュームアップ」と「ボリュームダウン」ボタンを同時に5秒くらい長押しすると、初期化になります。再度ペアリングを行ってください。(デバイスにある以前のペアリングを消去してください。)

#### アフターサービス

- 18ヶ月間品質保証
- ご質問や不明なところがあれば、どうぞこちらにご連絡してください。support@tribitaudio.com

## Kabelloser Lautsprecher

### XSound Go

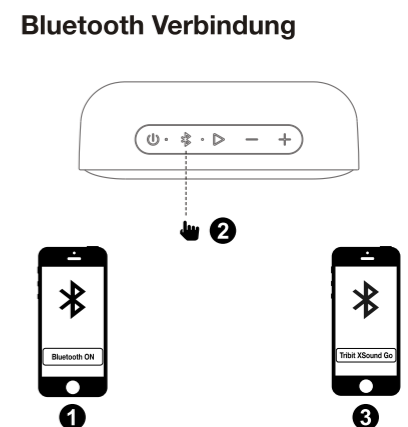
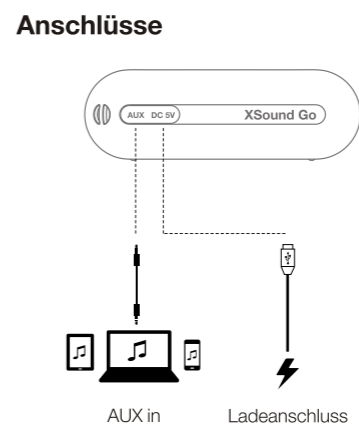
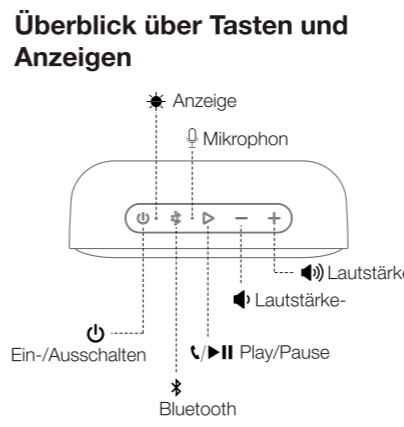
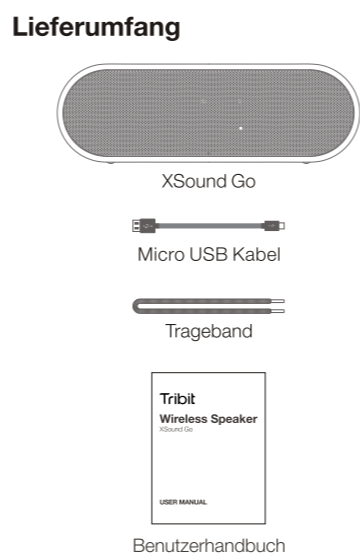
#### Benutzerhandbuch

#### Sicherheitshinweise

- Hinunterfallen vermeiden.
- Nicht zerlegen.
- Nicht in Wasser tauchen.
- Extreme Temperaturen vermeiden.
- Nicht während eines Gewitters im Freien verwenden.
- Keine ätzenden Reiniger oder Öl für die Reinigung verwenden.

#### Spezifikation

Bluetooth version: 4.2  
Unterstützung: A2DP, AVRCP, HFP, HSP  
Nennstromverbrauch: 2 x 5W  
Batterie-Typ: 3.7V, 4400mAh  
Batterieladzeit: 5 Std  
Musikwiedergabezeit: bis zu 24 Stunden (je nach Lautstärke und Audioinhalt)  
Eingang: 5V/1A  
Abmessungen: 170 x 59 x 56 (mm)  
Gewicht: 380g



#### Tasten

Taste	Betrieb & Funktion
Ein-/Ausschalten	Drücken zum Ein-/Ausschalten
Bluetooth	Drücken um in den Verbindungsmodus zu gelangen
Lautstärk+	Drücken um die Lautstärke zu erhöhen
Lautstärk-	Drücken um die Lautstärke zu verringern
Play/Pause	<ul style="list-style-type: none"> <li>• Drücken um Musik wiederzugeben/zu pausieren und um Anrufe zu beantworten/zulassen</li> <li>• Lange Drücken um Anrufe abzulehnen</li> <li>• Zweimal Drücken um zum nächsten Titel zu wechseln</li> <li>• Dreimal Drücken um zum vorigen Titel zu wechseln</li> </ul>

#### Anzeigen

Anzeige	Status
Blau Leuchtanzeige blinkt langsam	Erneuter Verbindungsaufbau
Blau Leuchtanzeige blinkt schnell	Bluetooth Verbindungsmodus
Blau Leuchtanzeige bleibt an	Verbunden
Rote Leuchtanzeige leuchtet auf	Lademodus Niedrige Batteriestand: (15%), Laden Sie den Lautsprecher nach Bedarf

Rote Leuchtanzeige blinkt schnell Sehr niedriger Akkustand (<2%) der Lautsprecher schaltet sich nach 5 Sek. automatisch ab. Laden Sie den Lautsprecher umgehend

#### Zurücksetzen des Gerätes

Wenn der Lautsprecher nicht mehr problemlos funktioniert, können Sie die Tasten „Lautstärke+“ und „Lautstärke-“ gleichzeitig drücken und für 5 Sekunden gedrückt halten, um den Lautsprecher zurückzusetzen und erneut zu verbinden (löschen Sie die bestehenden Verbindungen auf Ihrem Gerät).

#### Kundenservice

- 18 Monate beschränkte Garantie
- Für Fragen und mehr Information, wenden Sie sich bitte an: support@tribitaudio.com

## Speaker Wireless

### XSound Go

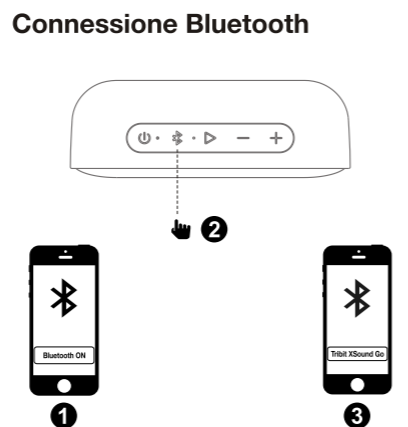
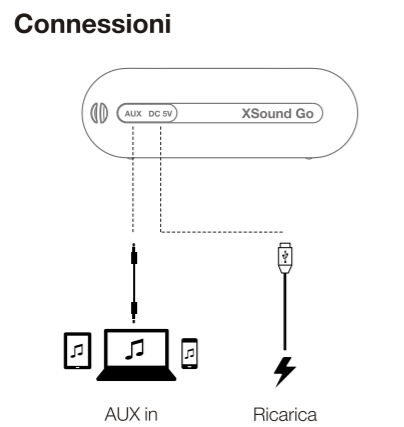
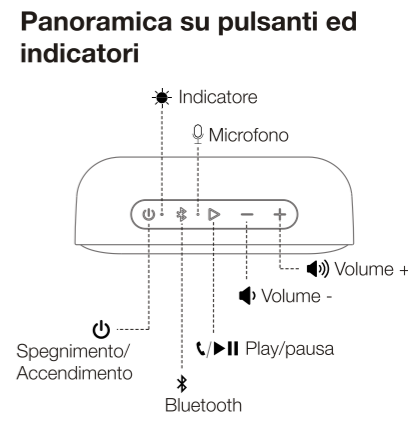
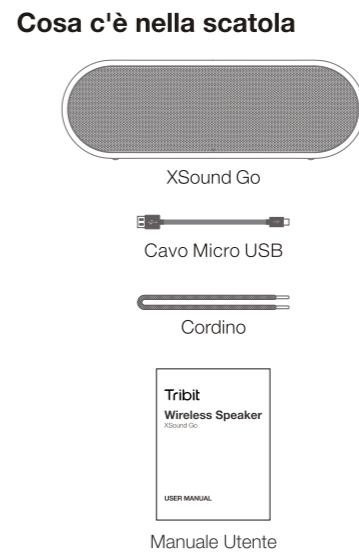
#### MANUALE UTENTE

#### Istruzioni di sicurezza

- Evitare di far cadere a terra
- Non disassemblare
- Non mettere in acqua
- Evitare temperature estreme
- Non usare il dispositivo all'aperto durante tempeste con tuoni
- Non usare pulsanti corrosivi per pulire il dispositivo

#### Specificazione

Versione Bluetooth: 4.2  
Supporto: A2DP, AVRCP, HFP, HSP  
Alimentazione nominale in ingresso: 2 x 5W  
Batteria: 3.7V, 4400mAh  
Tempo di carica della batteria: 5 ore  
Autonomia riproduzione audio: fino a 24 ore (variabile a seconda dell'livello di volume e dei contenuti audio)  
Input: 5V/1A  
Dimensioni: 170 x 59 x 56 (mm)  
Peso: 380g



#### Pulsanti

Pulsante	Operazione e Funzione
Accensione/Spengimento	Premere per accendere/spengere
Bluetooth	Premere per entrare in modalità abbinamento
Volume +	Premere per incrementare il volume
Volume -	Premere per decrementare il volume
Play/Pausa	<ul style="list-style-type: none"> <li>• Premere per riprodurre/mettere in pausa la musica e rispondere/terminare le chiamate</li> <li>• Premere a lungo per rifiutare la chiamata</li> <li>• Premere due volte per passare alla traccia successiva</li> <li>• Premere tre volte per tornare alla traccia precedente</li> </ul>

#### Indicatori

Indicatore	Stato
L'indicatore blu emette un flash lentamente	Modalità riconnessione
L'indicatore blu emette un flash velocemente	Modalità abbinamento Bluetooth
L'indicatore blu emette una luce fissa	Connessione
L'indicatore rosso si accende	Modalità ricarica Batteria quasi esaurita (<15%), sarà necessario ricaricare il dispositivo

L'indicatore rosso emette un flash velocemente Batteria quasi esaurita (<2%), si spegnerà automaticamente dopo 5 secondi. Sarà necessario ricaricare il dispositivo

#### Reset

Se lo speaker ha qualche problema, è possibile tenere premuti i tasti Volume + e Volume - simultaneamente per 5 secondi per riavviare il dispositivo e poi provare ad abbinare nuovamente (eliminare l'ultimo abbinamento dal dispositivo)

#### Servizio Consumatori

- 18 mesi di garanzia limitata
- Per domande ed altre informazioni, contattare: support@tribitaudio.com