

XCV01-SC

OUTSIDE-IN KIT

Quick Start Guide

User guide

Please read this guide before use.

Remove the contents from the box carefully. If any parts are missing or damaged, please contact us at sales@ximmerse.com.

By using any of the XIMMERSE devices, you agree to the terms and conditions set forth by XIMMERSE.

No license, express, implied or otherwise, is granted with respect to any of the technology described in this manual. XIMMERSE retains all intellectual property rights associated with the technology described in this manual. This manual is intended to assist users with the installation of XIMMERSE devices.

NOTICE

Do not leave the devices in direct sunlight. Exposure to direct sunlight may damage the devices.

WARNING

Children: This product is not a toy. Keep away from Children. It is not suitable for children under the age of 15, as small parts and/or broken parts may present a choking hazard. If swallowed, seek immediate medical help.

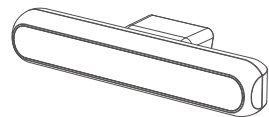
Technical Support
support@ximmerse.com

Official Website
www.ximmerse.com

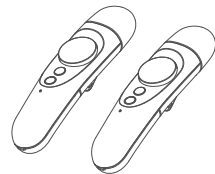
2016 Guangdong Virtual Reality Technology Co., Ltd.
All Rights Reserved.

This kit contains the following:

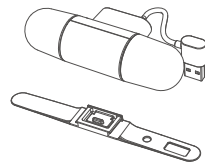
Outside-in Stereo Camera x1
With mount



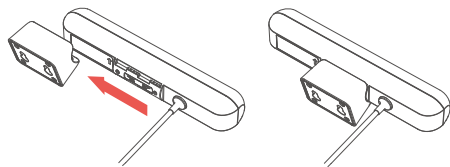
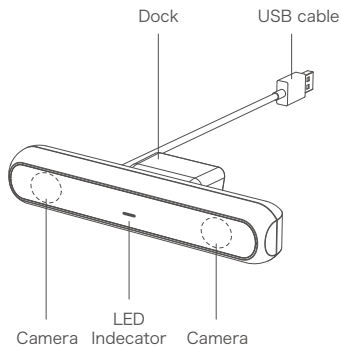
Wireless Controllers x2



LED Marker for Head Tracking x1
With mount

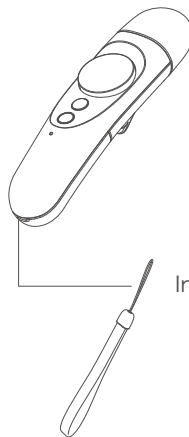
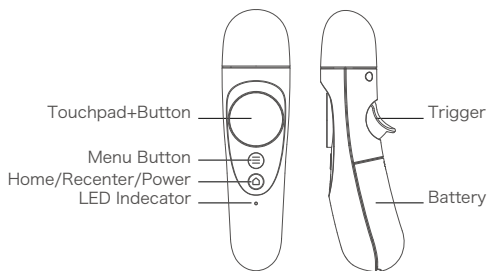


Stereo Camera



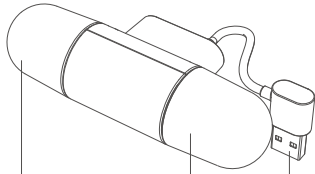
Slide in to the mount

Wireless Controller



Insert wrist strap into holes

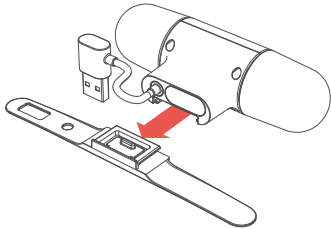
LED Marker for Head Tracking



Marker

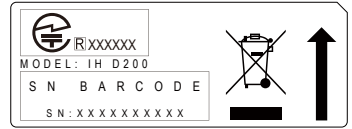
Maker

USB cable



Slide in to the mount

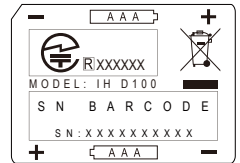
Product Label



Stereo Camera
Lables



Controller
Label



LED Marker
Lables



1. This device complies with Part 15 of the FCC Rules. Operation is subject to the following two conditions:

(1) This device may not cause harmful interference.

(2) This device must accept any interference received, including interference that may cause undesired operation.

2. Changes or modifications not expressly approved by the party responsible for compliance could void the user's authority to operate the equipment.

NOTE: The manufacturer is not responsible for any radio or TV interference caused by unauthorized modifications to this equipment. Such modifications could void the user's authority to operate the equipment.

NOTE: This equipment has been tested and found to comply with the limits for a Class B digital device, pursuant to part 15 of the FCC Rules. These limits are designed to provide reasonable protection against harmful interference in a residential installation.

This equipment generates uses and can radiate radio frequency energy and, if not installed and used in accordance with the instructions, may cause harmful interference to radio communications. However, there is no guarantee that interference will not occur in a particular installation. If this equipment does cause harmful interference to radio or television reception, which can be determined by turning the equipment off and on, the user is encouraged to try to correct the interference by one or more of the following measures:

- Reorient or relocate the receiving antenna.
- Increase the separation between the equipment and receiver.
- Connect the equipment into an outlet on a circuit different from that to which the receiver is connected.
- Consult the dealer or an experienced radio/TV technician for help

This equipment complies with FCC radiation exposure limits set forth for an uncontrolled environment. This equipment should be installed and operated with minimum distance of 20 cm between the radiator and your body.