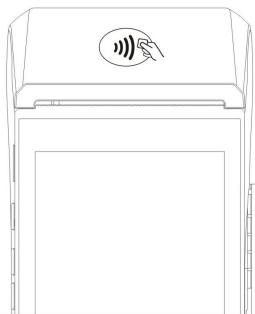


封面

SMART POS TERMINAL

• INSTRUCTIONS •



Please read all safety information below before using your device:

Since you take the device out of package, the battery is off.

Please complete a full charge and discharge before the first use.

In order to ensure the charging effect, please use the original power adapter and USB charge cable.

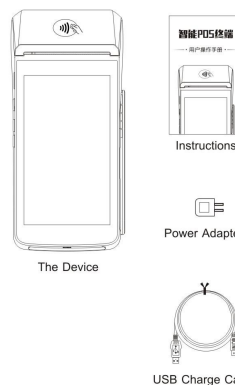
The device is built with removable battery and back cover, please remove the battery before turn power off.

Do not open or disassemble the device or attempt to repair it or replace any components, if you attempt open your device, you risk damaging the device and such damage isn't covered by the limited warranty on your device.

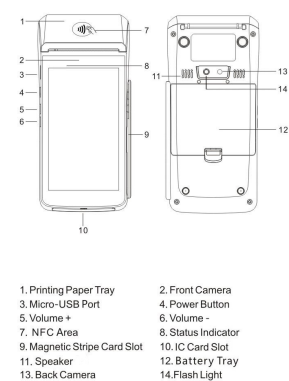
Products Pre-built software includes settings, calculator, calendar, gallery, clock, music, file management and system settings. Software details can be found in "Settings-Applications-All".

CAUTION: Danger of explosion if replaced with the wrong battery type. Be sure to dispose of used batteries as instructed on the battery.

1 ACCESSORIES



2 DEVICE KNOWLEDGE

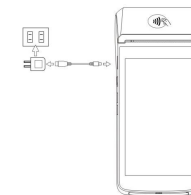


- 1. Printing Paper Tray
- 2. Front Camera
- 3. Micro-USB Port
- 4. Power Button
- 5. Volume +
- 6. Volume -
- 7. NFC Area
- 8. Status Indicator
- 9. Magnetic Stripe Card Slot
- 10. IC Card Slot
- 11. Speaker
- 12. Battery Tray
- 13. Back Camera
- 14. Flash Light

3 CHARGE THE BATTERY

Please charge the battery before step up the device.

1. Connect one end of USB Cable to your device.
2. Connect the other end of USB Cable to the Power Adapter.
3. Plug the adapter into power outlet.



WARRANTY TERMS

Name of Product: _____

Type of Product: _____

Warranty Terms & Conditions:

1. We will provide you with excellent after-sales service.
2. Damage such as a user due to human factors, the company's repair charge/maintenance fees
3. Please keep this card, the warranty will be based on it.

Tianyu Information Industry Co., Ltd reserves all rights for the warranty card.

Wuhan Tianyu Information Industry Co., Ltd

Add: Tianyu Building · Huazhong University of Science and Technology Industry Park, East Lake Zone, Wuhan City, Hubei Province, China
Postcode: 430223
Tel: 027-87922240
Fax: 027-87920386
Web: http://www.whyy.com.cn

CERTIFICATE OF QUALITY

The product has been tested and proved to be qualified for delivery.

Inspector: _____

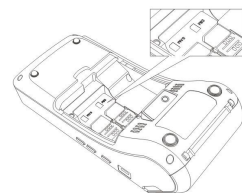
Inspection Date: _____



4 INSTALL SAM CARD

IMPORTANT: Please confirm the power is off

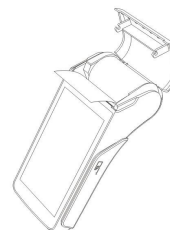
1. Please keep the device right side up.
2. Please open the cover and remove the battery.
3. All cards insert with metal contact downwards.
4. Please close the cover after install the battery.



5 INSTALL PRINTER PAPER

IMPORTANT: Paper roll diameters ≤ 40mm.

1. Open the printer paper cover.
2. Please refer to the below diagram to install the paper.
3. Close the paper cover.



6 OPERATION

Swipe The Card

Please keep the magnetic strip forward the display and swipe the card smoothly and quickly. Please do not lift the card during the transaction.



Swipe The IC Card
Please keep the chip back to the display while insert the card into slot

Touch The Contactless Card

Please use the card near the contactless card reader area.

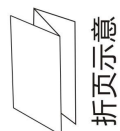


Authorities:
All text is reserved by Tianyu Information Industry Co., Ltd. authors have copyright and all rights reserved. Without the permission of author, do not copy or post such information on any network or media, make no modifications to any such information and not make any additional representations or warranties to any documents. The manual is introduced the usage of device. For all contents, Tianyu Information Industry Co., Ltd, disclaims all warranties, express or implied, including but not limited to warranties.

Warranty:
Tianyu cannot and will not be liable for any loss or damages arising from the failure of material selection and supplies. Without the permission of Tianyu Information Industry Co., Ltd, You may not attempt to modify the product.

Disclaimers:
Due to the update of product, the detail of contents may not accordance with the product; please comply with the actual instrument. Tianyu Information Industry Co., Ltd, reserves all rights to do any of contents above, at any time, without notice.

封底



规格: 68*110mm

Warning:

This device complies with Part 15 of the FCC Rules. Operation is subject to the following two conditions: (1) this device may not cause harmful interference, and (2) this device must accept any interference received, including interference that may cause undesired operation.

changes or modifications not expressly approved by the party responsible for compliance could void the user's authority to operate the equipment.

NOTE: This equipment has been tested and found to comply with the limits for a Class B digital device, pursuant to Part 15 of the FCC Rules. These limits are designed to provide reasonable protection against harmful interference in a residential installation. This equipment generates, uses and can radiate radio frequency energy and, if not installed and used in accordance with the instructions, may cause harmful interference to radio communications. However, there is no guarantee that interference will not occur in a particular installation. If this equipment does cause harmful interference to radio or television reception, which can be determined by turning the equipment off and on, the user is encouraged to try to correct the interference by one or more of the following measures:

- Reorient or relocate the receiving antenna.
- Increase the separation between the equipment and receiver.
- Connect the equipment into an outlet on a circuit different from that to which the receiver is connected.
- Consult the dealer or an experienced radio/TV technician for help.

RE Exposure Statement

To maintain compliance with FCC's RF Exposure guidelines, This equipment has been tested and meets FCC RF exposure guidelines when installed and operated with a minimum distance of 5mm between the radiator and the user's body. This device and its antenna(s) must not be co-located or operation in conjunction with any other antenna or transmitter.

Note:

For body worn operation, this device has been tested and meets FCC RF exposure guidelines when used with an accessory that contains no metal and that positions the handset a minimum of 5mm from the body. Use of other accessories may not ensure compliance with FCC RF exposure guidelines.