



7 Restrict Band

7.1 Test Result

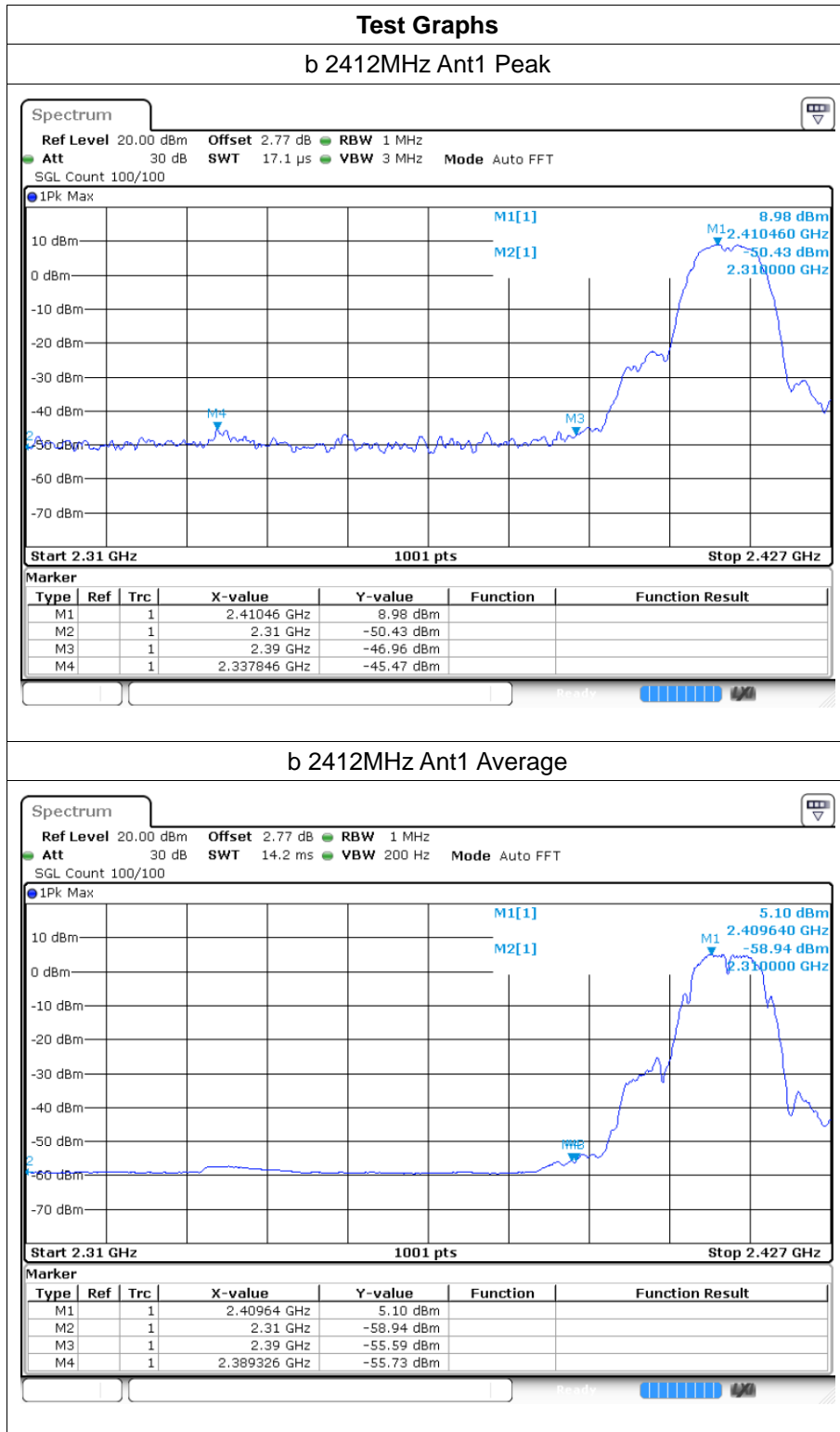
Mode	Frequency (MHz)	Ant.	Spur Freq (MHz)	Power (dBm)	Gain (dBi)	E (dBuV/m)	Detector	Limit (dBuV/m)	Verdict
802.11b	2412	Ant1	2310	-50.43	2	46.83	Peak	74	Pass
802.11b	2412	Ant1	2310	-58.93	2	38.33	Average	54	Pass
802.11b	2412	Ant1	2337.846	-45.47	2	51.79	Peak	74	Pass
802.11b	2412	Ant1	2389.326	-55.73	2	41.53	Average	54	Pass
802.11b	2412	Ant1	2390	-46.96	2	50.3	Peak	74	Pass
802.11b	2412	Ant1	2390	-55.59	2	41.67	Average	54	Pass
802.11b	2462	Ant1	2483.5	-45.64	2	51.62	Peak	74	51.62
802.11b	2462	Ant1	2483.5	-52.63	2	44.63	Average	54	Pass
802.11b	2462	Ant1	2484.365	-43.91	2	53.35	Peak	74	Pass
802.11b	2462	Ant1	2486.803	-51.34	2	45.92	Average	54	Pass
802.11b	2462	Ant1	2500	-49.79	2	47.47	Peak	74	Pass
802.11b	2462	Ant1	2500	-58.76	2	38.5	Average	54	Pass
802.11g	2412	Ant1	2310	-48.01	2	49.25	Peak	74	Pass
802.11g	2412	Ant1	2310	-58.48	2	38.78	Average	54	Pass
802.11g	2412	Ant1	2389.911	-37.42	2	59.84	Peak	74	Pass
802.11g	2412	Ant1	2389.911	-48.69	2	48.57	Average	54	Pass
802.11g	2412	Ant1	2390	-36.83	2	50.3	Peak	74	Pass
802.11g	2412	Ant1	2390	-48.42	2	48.84	Average	54	Pass
802.11g	2462	Ant1	2483.5	-28.37	2	68.89	Peak	74	Pass
802.11g	2462	Ant1	2483.5	-47.5	2	49.76	Average	54	Pass
802.11g	2462	Ant1	2484.365	-28.37	2	68.89	Peak	74	Pass
802.11g	2462	Ant1	2483.517	-47.5	2	49.76	Average	54	Pass
802.11g	2462	Ant1	2500	-49.08	2	47.47	Peak	74	Pass
802.11g	2462	Ant1	2500	-58.08	2	39.18	Average	54	Pass
802.11n20	2412	Ant1	2310	-50.01	2	47.25	Peak	74	Pass
802.11n20	2412	Ant1	2310	-58.39	2	38.87	Average	54	Pass
802.11n20	2412	Ant1	2389.911	-33.18	2	64.08	Peak	74	Pass
802.11n20	2412	Ant1	2389.911	-46.8	2	50.46	Average	54	Pass
802.11n20	2412	Ant1	2390	-32.94	2	64.32	Peak	74	Pass
802.11n20	2412	Ant1	2390	-46.44	2	50.82	Average	54	Pass
802.11n20	2462	Ant1	2483.5	-24.05	2	73.21	Peak	74	Pass
802.11n20	2462	Ant1	2483.5	-45.27	2	51.99	Average	54	Pass
802.11n20	2462	Ant1	2483.782	-23.82	2	73.44	Peak	74	Pass
802.11n20	2462	Ant1	2483.623	-45.23	2	52.03	Average	54	Pass
802.11n20	2462	Ant1	2500	-49.33	2	47.93	Peak	74	Pass

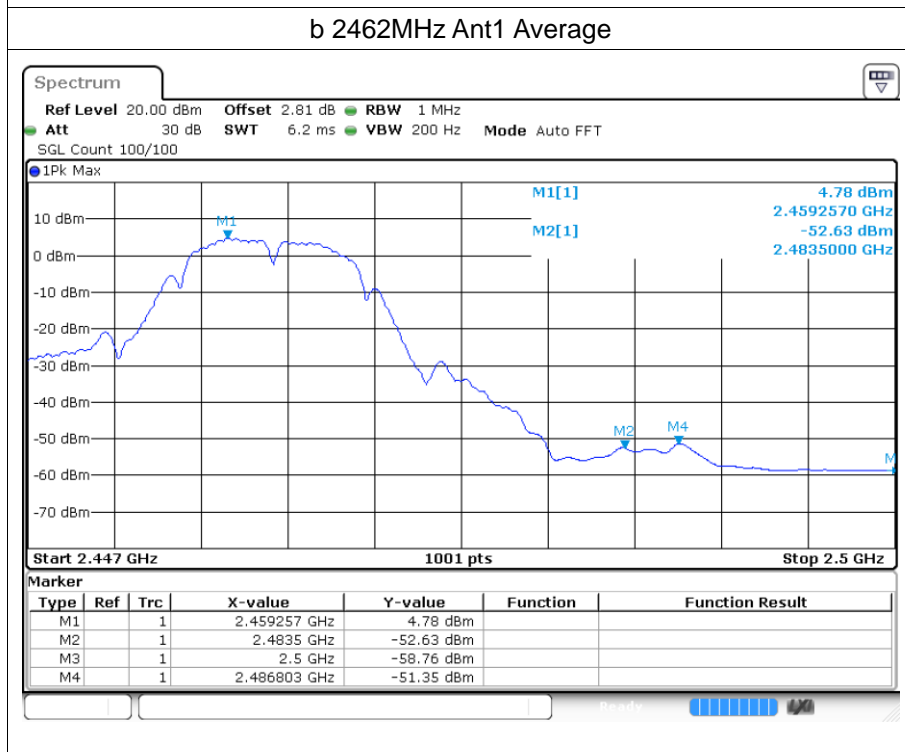
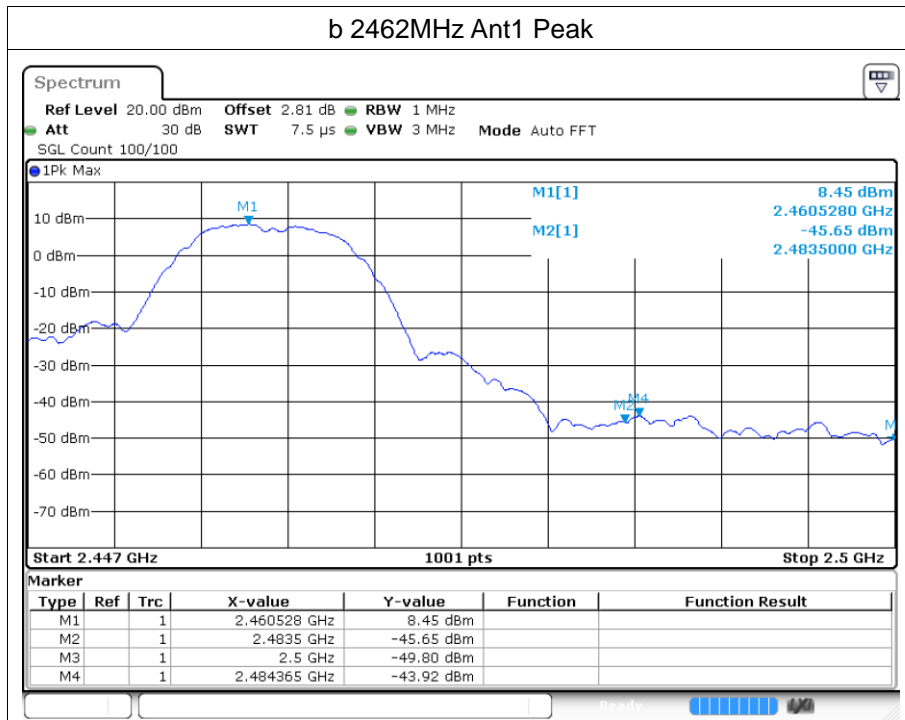


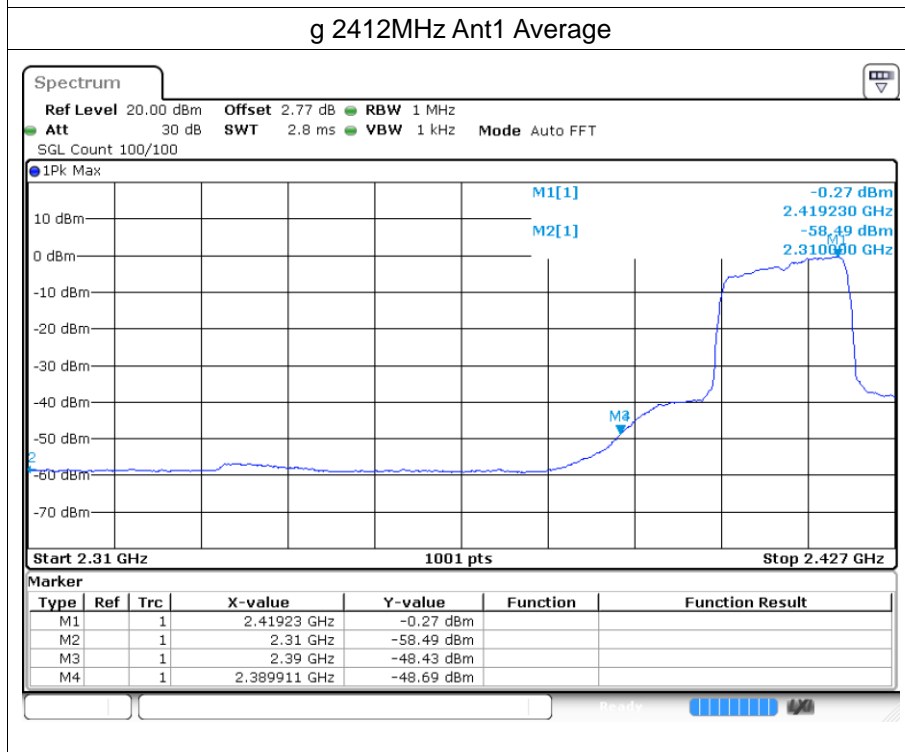
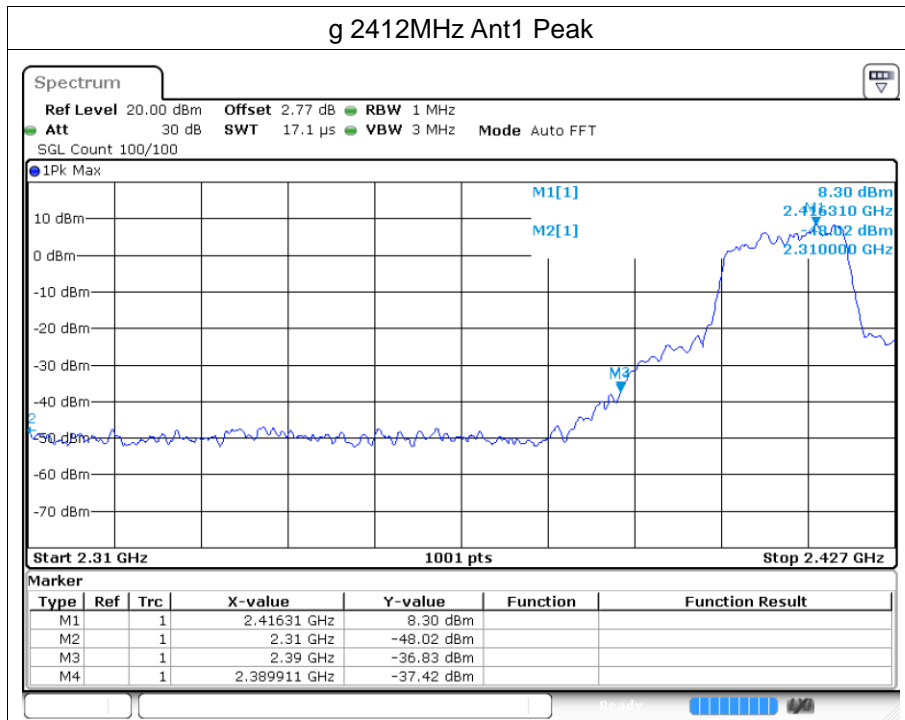
802.11n20	2462	Ant1	2500	-57.99	2	39.27	Average	54	Pass
802.11n40	2422	Ant1	2310	-50.36	2	46.9	Peak	74	Pass
802.11n40	2422	Ant1	2310	-58.25	2	39.01	Average	54	Pass
802.11n40	2422	Ant1	2389.946	-33.95	2	63.31	Peak	74	Pass
802.11n40	2422	Ant1	2389.946	-44.85	2	52.41	Average	54	Pass
802.11n40	2422	Ant1	2390	-33.8	2	63.46	Peak	74	Pass
802.11n40	2422	Ant1	2390	-44.57	2	52.69	Average	54	Pass
802.11n40	2452	Ant1	2483.5	-35.88	2	61.38	Peak	74	Pass
802.11n40	2452	Ant1	2483.5	-49.12	2	48.14	Average	54	Pass
802.11n40	2452	Ant1	2483.932	-35	2	62.26	Peak	74	Pass
802.11n40	2452	Ant1	2483.542	-49.12	2	48.14	Average	54	Pass
802.11n40	2452	Ant1	2500	-49.93	2	47.33	Peak	74	Pass
802.11n40	2452	Ant1	2500	-58.15	2	39.11	Average	54	Pass

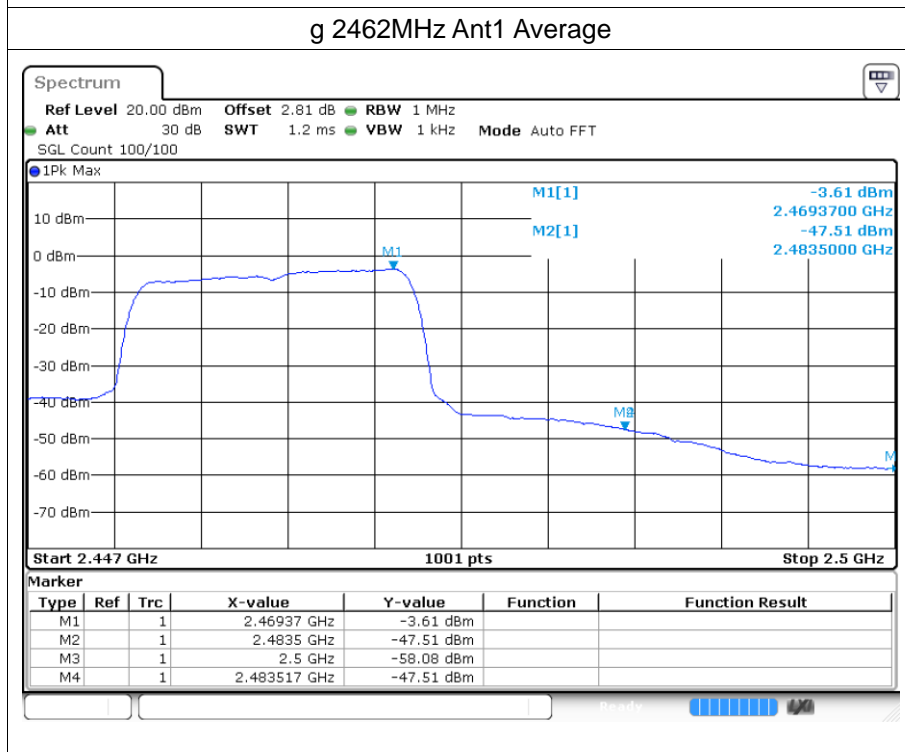
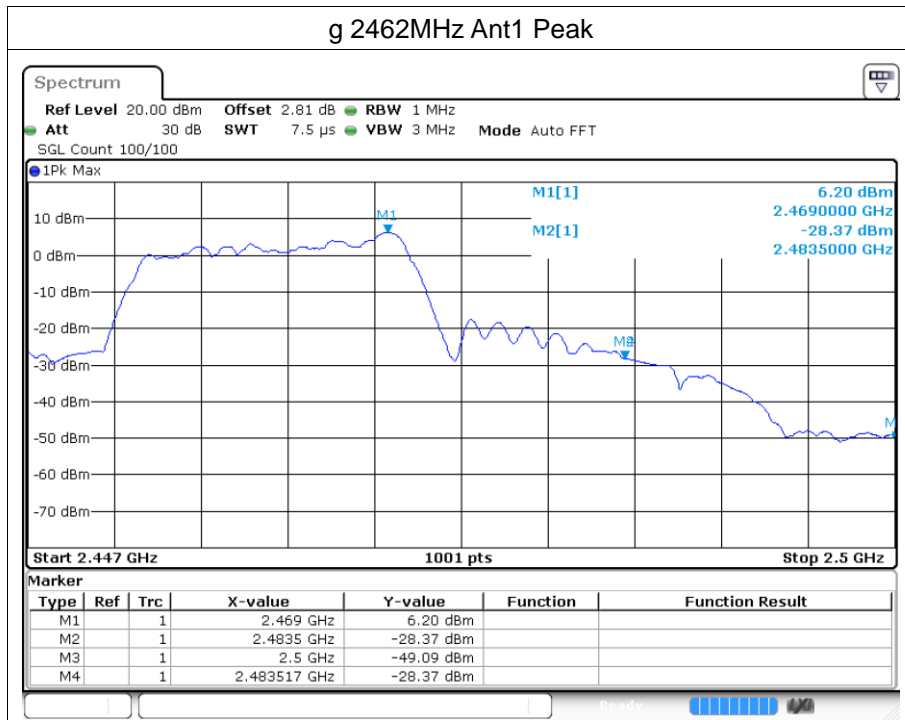


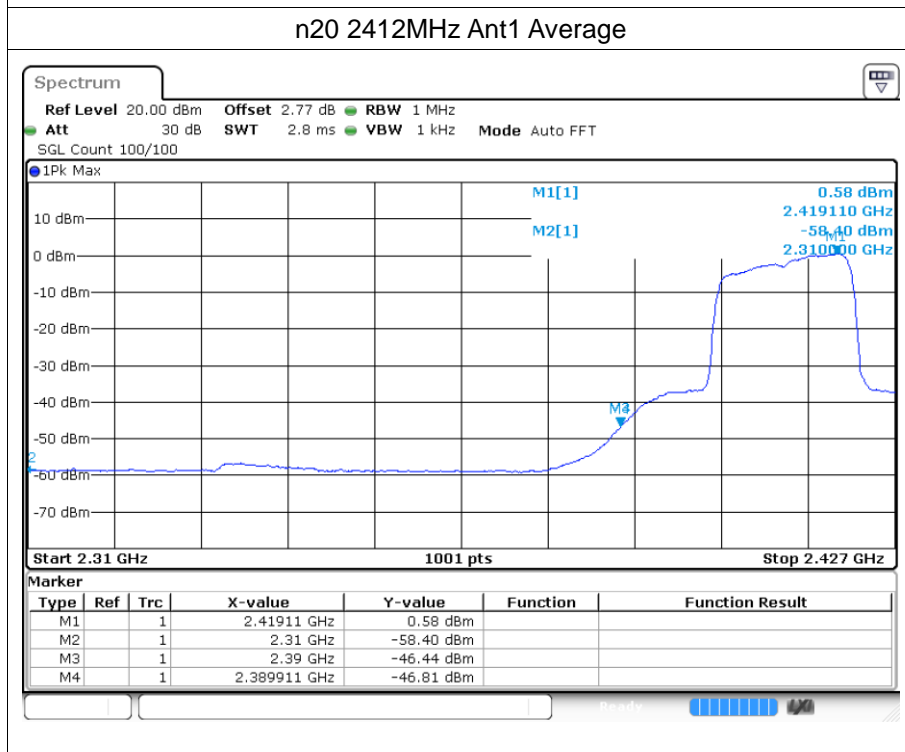
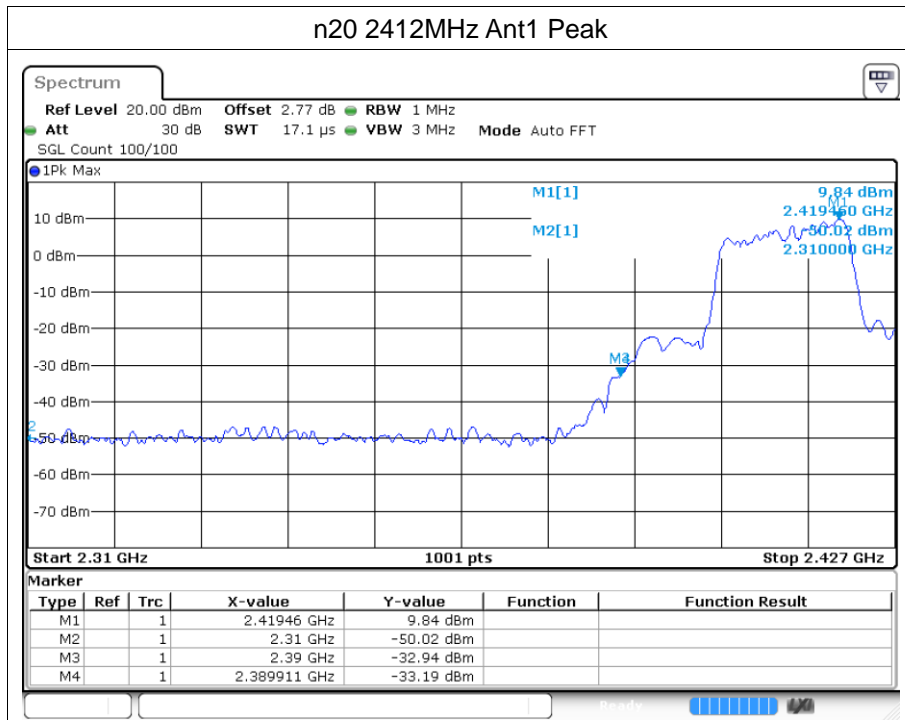
7.2 Test Graphs

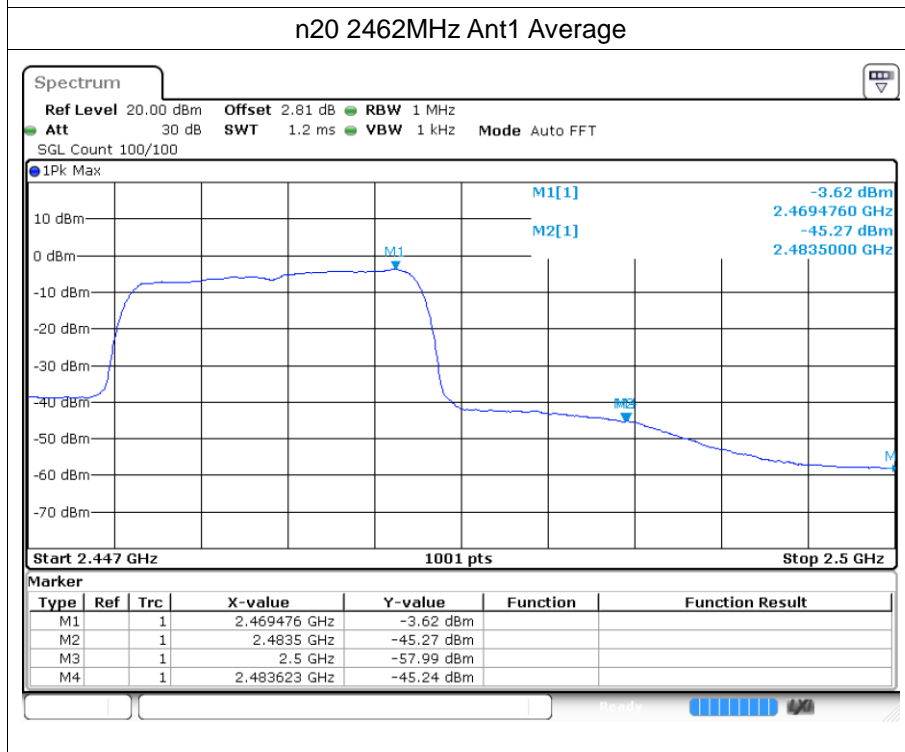
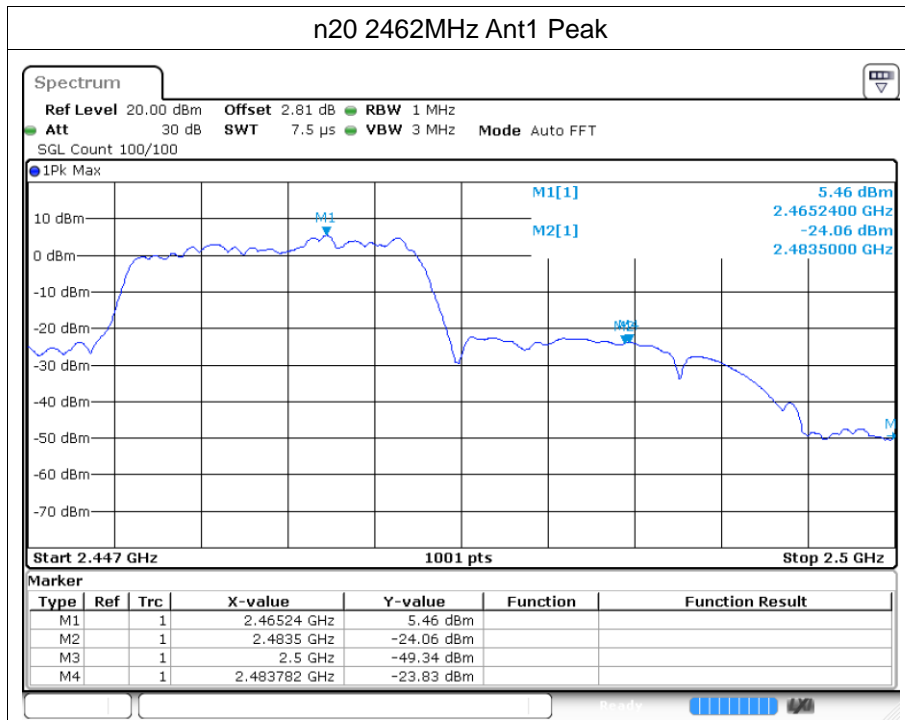


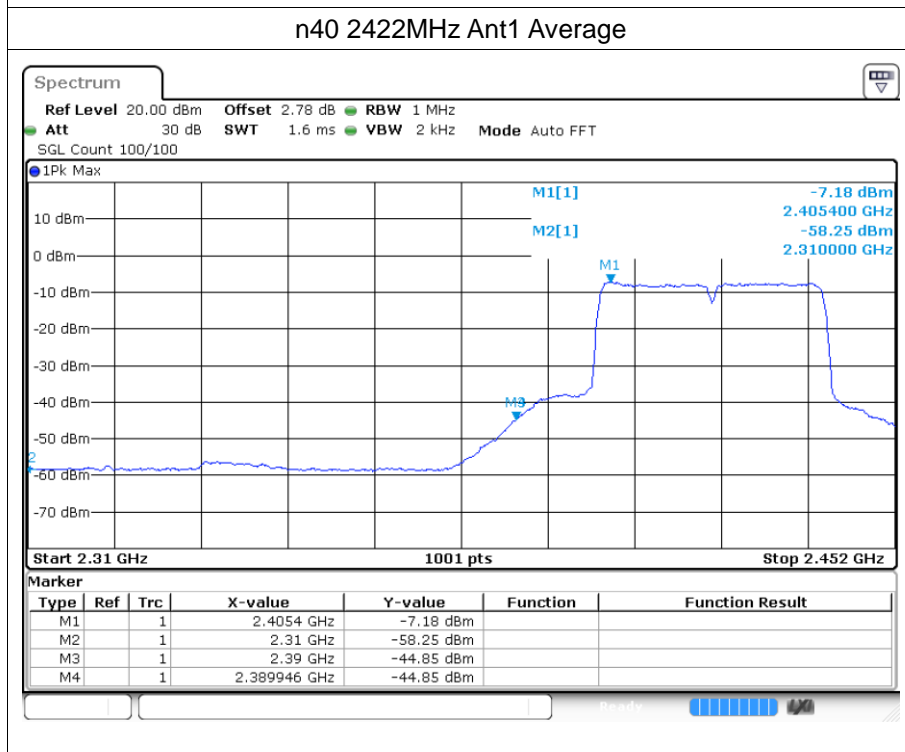
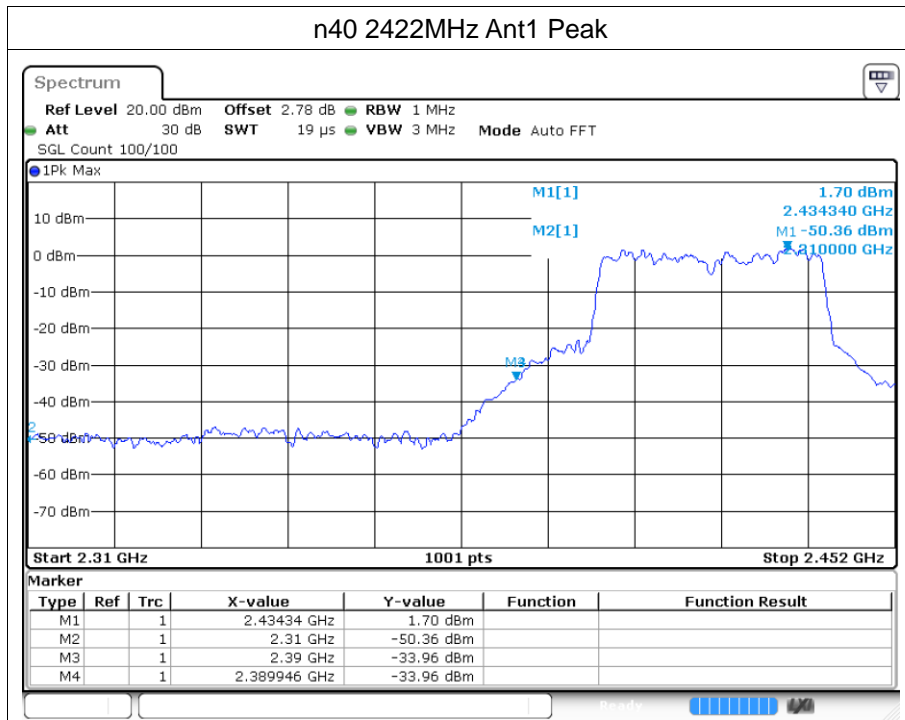


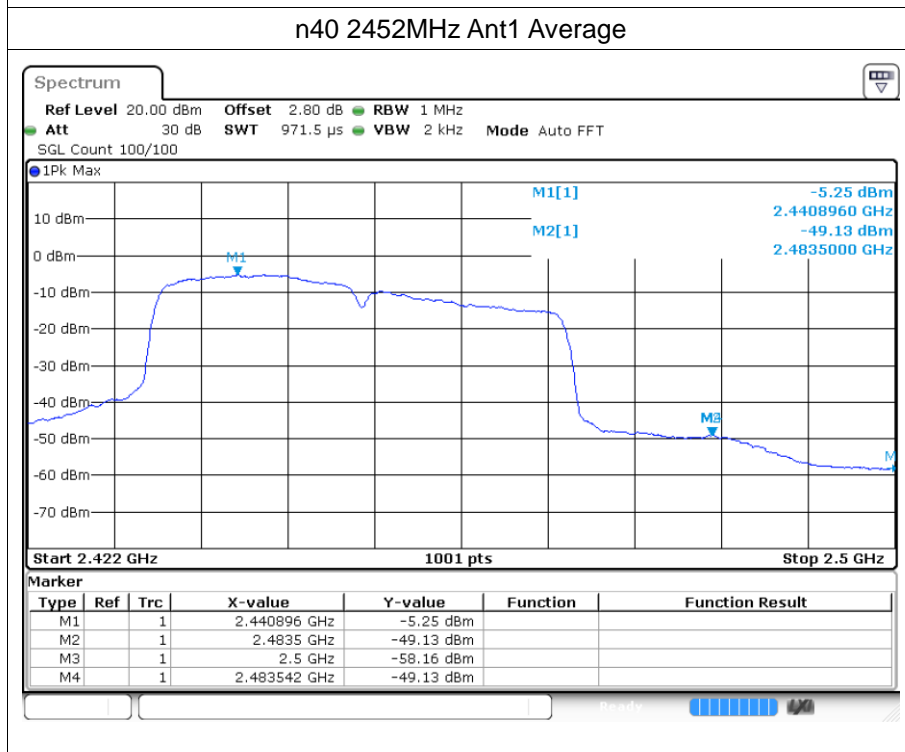
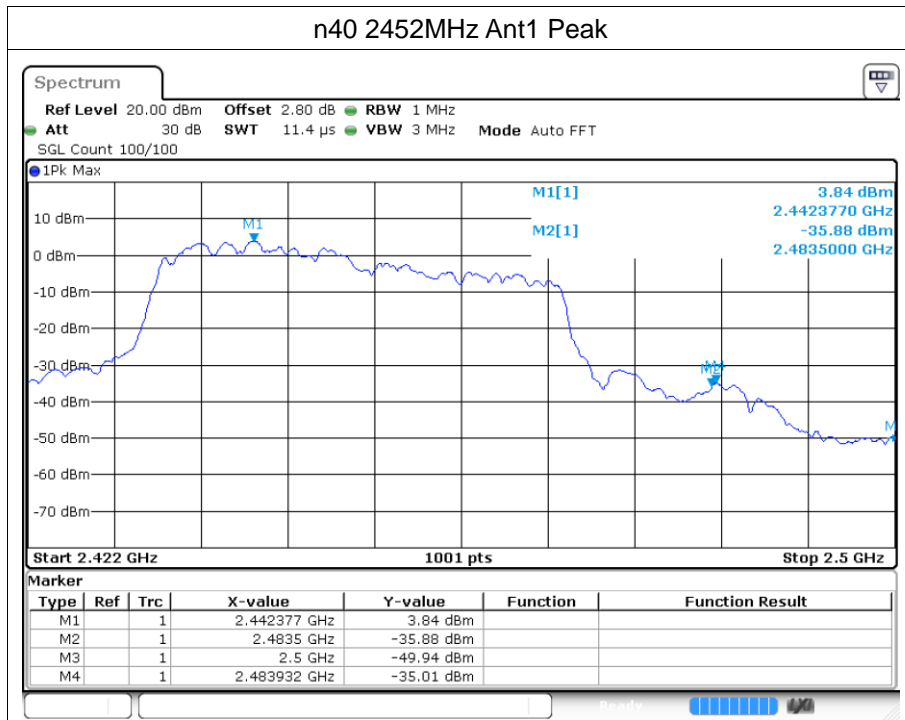












---The End---