


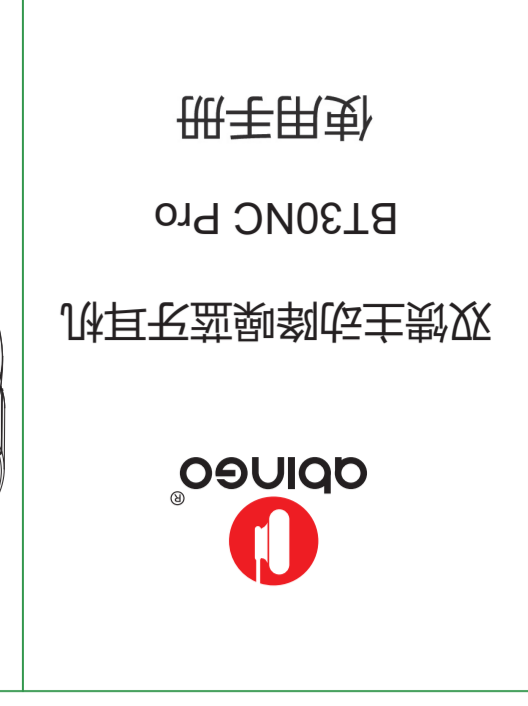
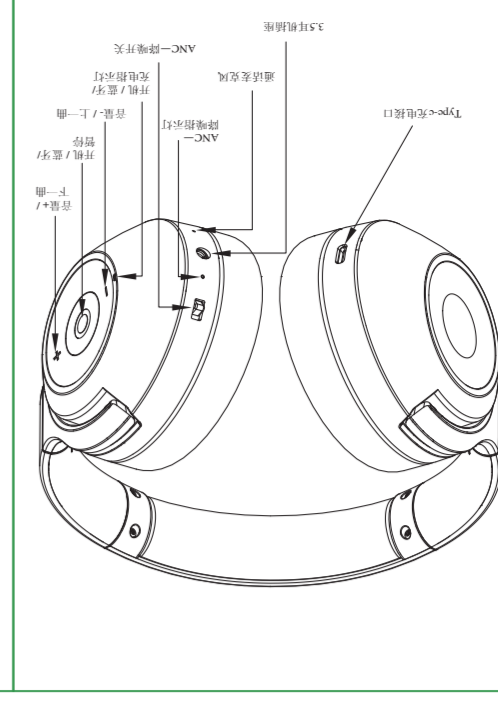
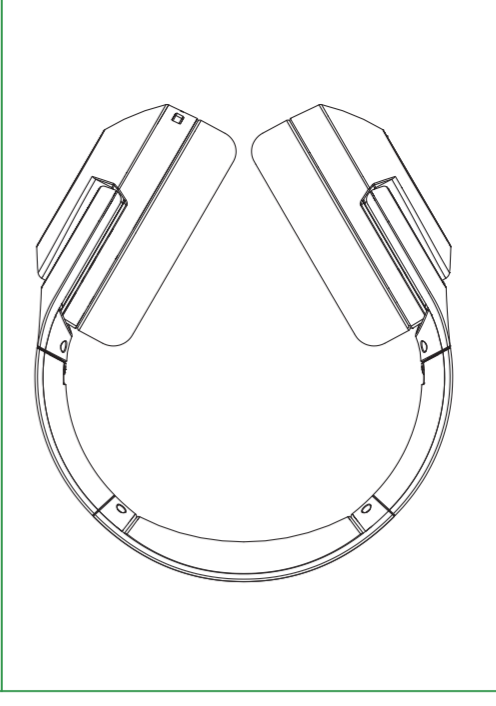
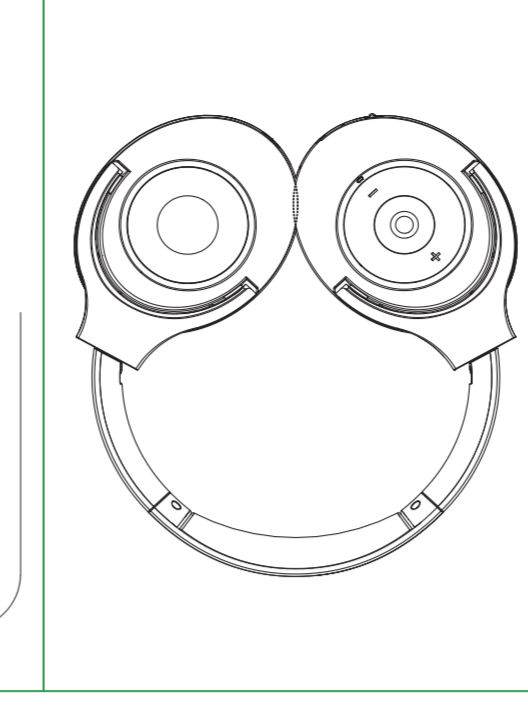
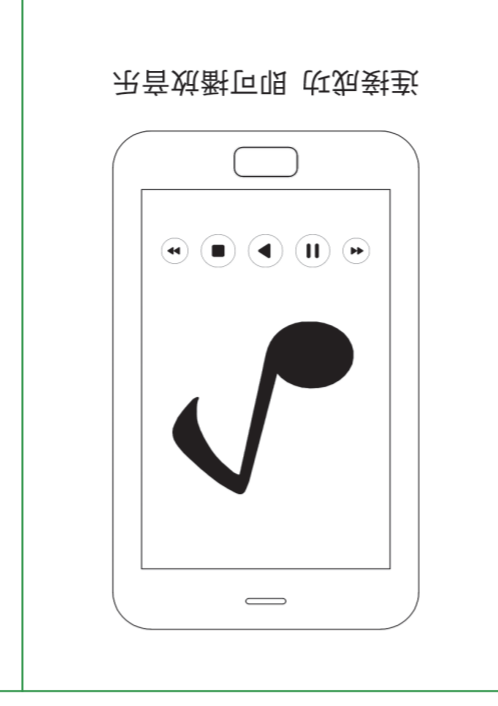


产品信息: BT30NC Pro, 产品名称: 无线降噪蓝牙耳机, 执行标准: GB/T 20190A, 检验日期: 20, 检验人员: 张, 检验结论: 合格

警告: 使用蓝牙耳机可与手机的充电器, 使用其他类型的充电器可能会导致设备的人可被修改, 并可能导致充电器无法识别设备的人可被修改...

充电须知: 当充电时, 长充电时间, 长充电时间, 长充电时间, 长充电时间, 长充电时间, 长充电时间...

技术参数: 蓝牙版本: 5.0, 传输距离: 大约 10米, 阻抗: 32Ω ± 15%, 喇叭尺寸: 40mm, 降噪范围: 20Hz-20KHz


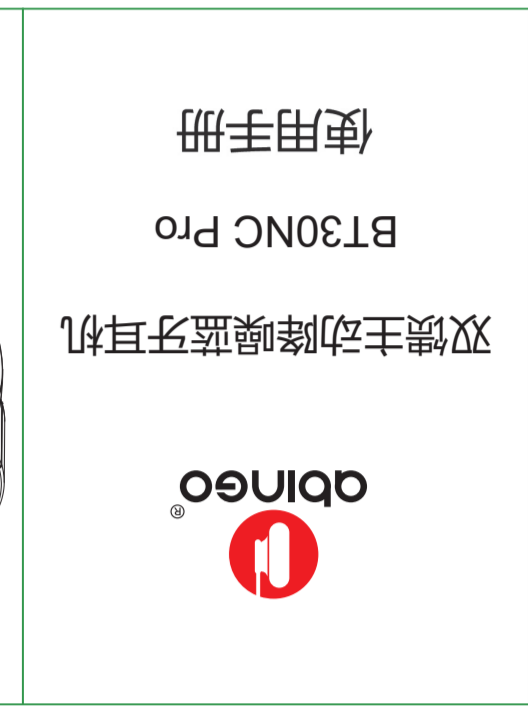
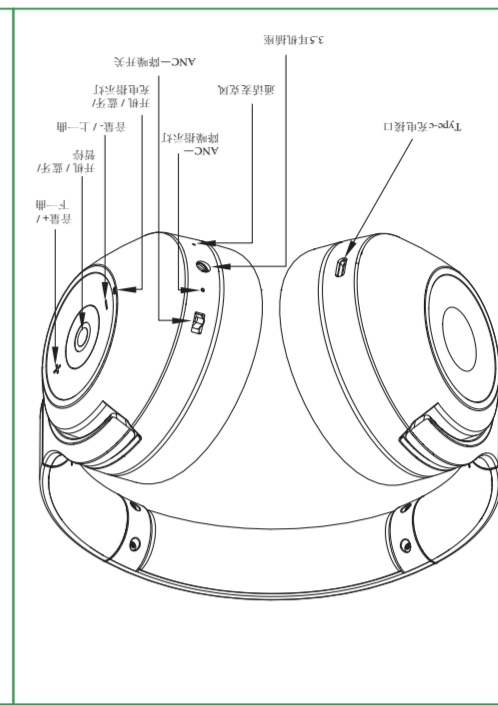
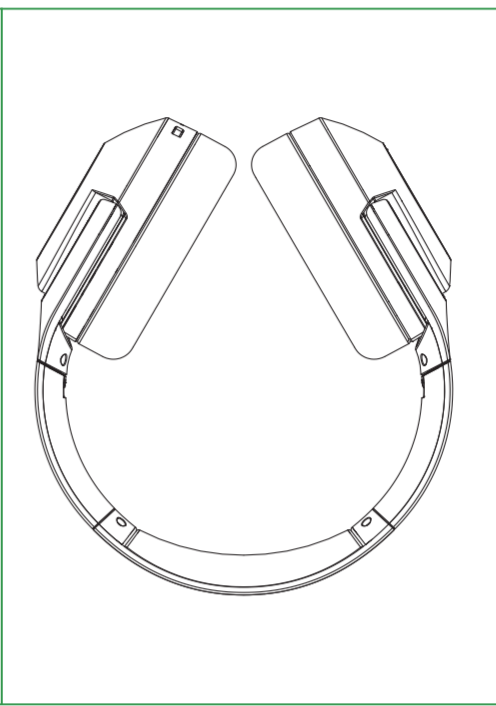

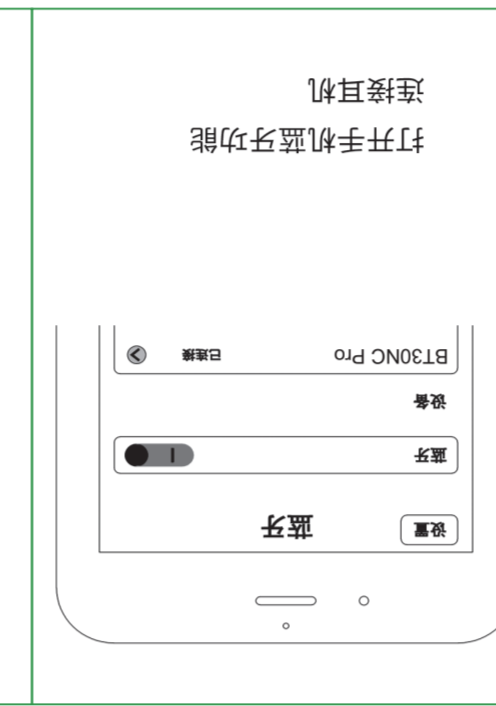
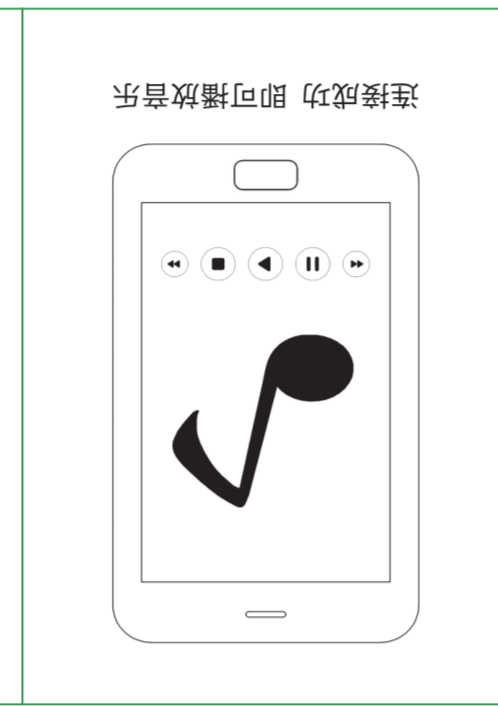


产品信息: BT30NC Pro, 产品名称: 无线降噪蓝牙耳机, 执行标准: GB/T 20190A, 检验日期: 20, 检验人员: 张, 检验结论: 合格

警告: 使用蓝牙耳机可与手机的充电器, 使用其他类型的充电器可能会导致设备的人可被修改, 并可能导致充电器无法识别设备的人可被修改...

充电须知: 当充电时, 长充电时间, 长充电时间, 长充电时间, 长充电时间, 长充电时间, 长充电时间...

技术参数: 蓝牙版本: 5.0, 传输距离: 大约 10米, 阻抗: 32Ω ± 15%, 喇叭尺寸: 40mm, 降噪范围: 20Hz-20KHz

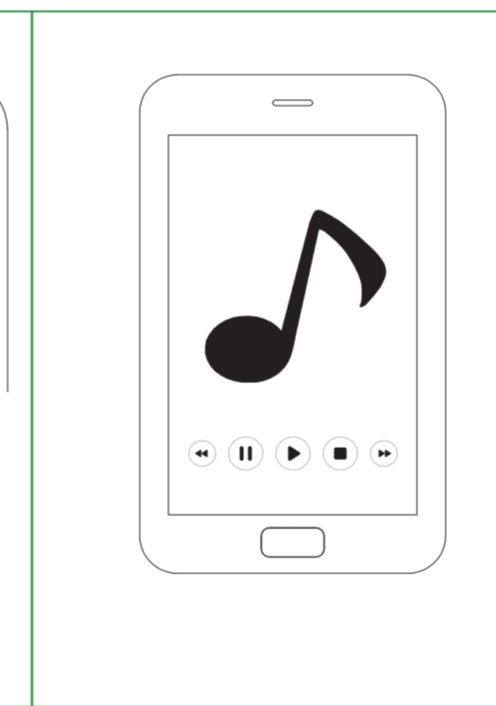
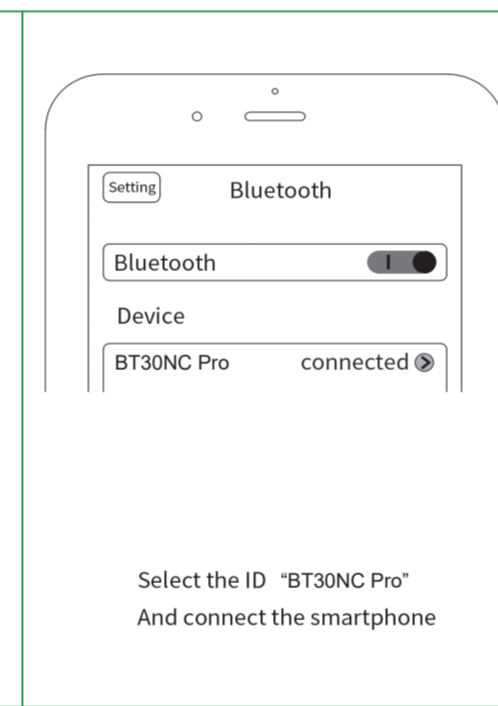

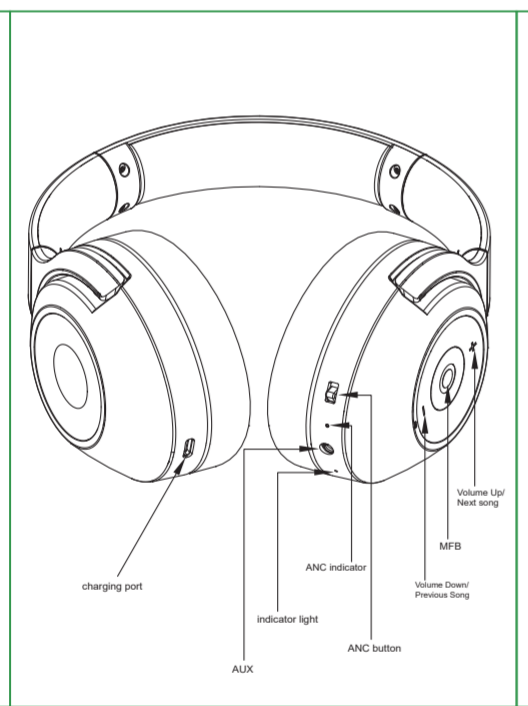
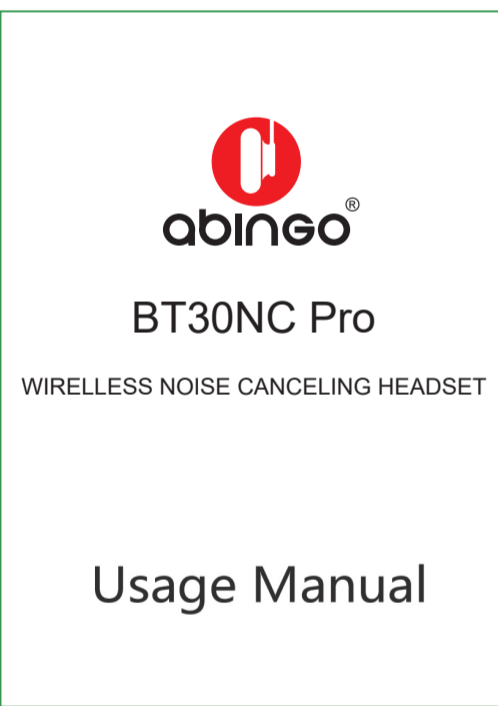

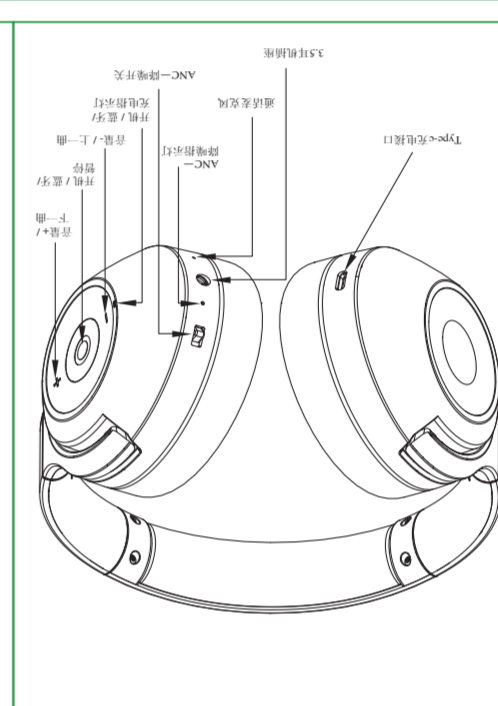
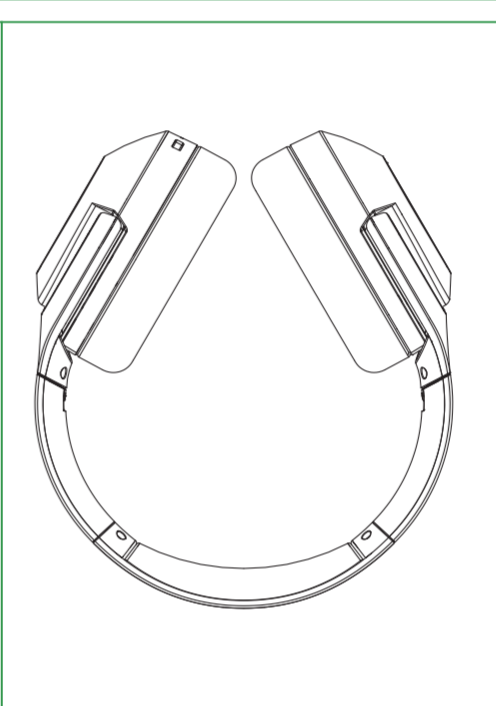
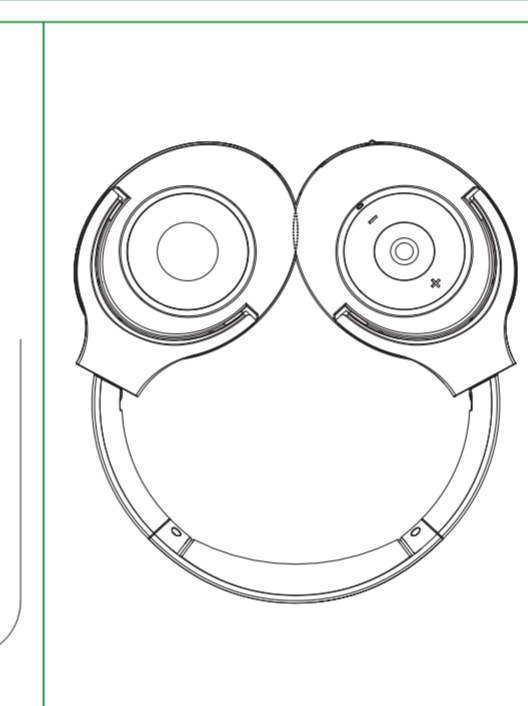
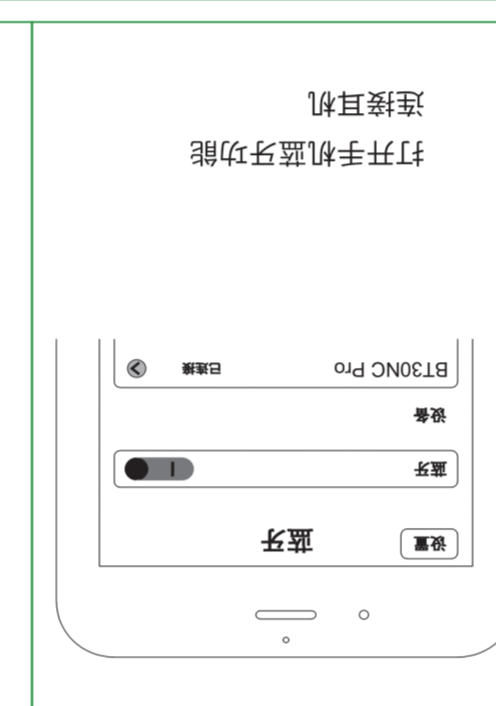


产品信息: BT30NC Pro, 产品名称: 无线降噪蓝牙耳机, 执行标准: GB/T 20190A, 检验日期: 20, 检验人员: 张, 检验结论: 合格

警告: 使用蓝牙耳机可与手机的充电器, 使用其他类型的充电器可能会导致设备的人可被修改, 并可能导致充电器无法识别设备的人可被修改...

充电须知: 当充电时, 长充电时间, 长充电时间, 长充电时间, 长充电时间, 长充电时间, 长充电时间...

技术参数: 蓝牙版本: 5.0, 传输距离: 大约 10米, 阻抗: 32Ω ± 15%, 喇叭尺寸: 40mm, 降噪范围: 20Hz-20KHz

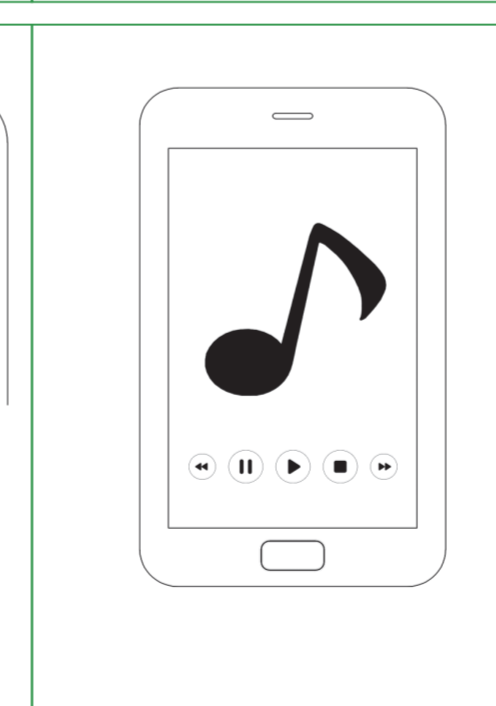
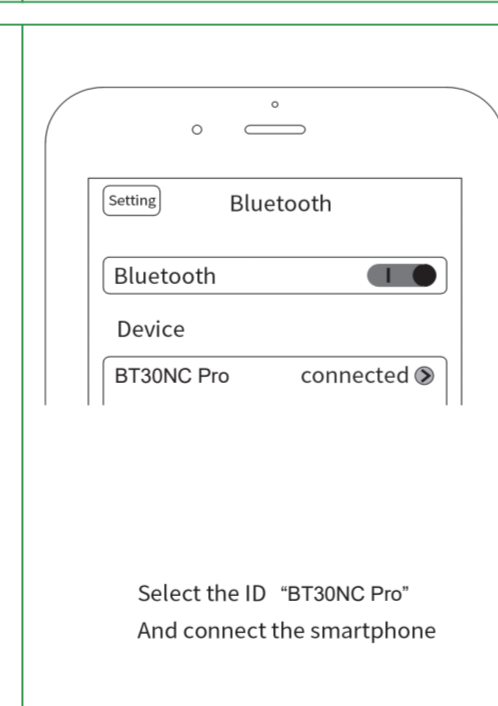

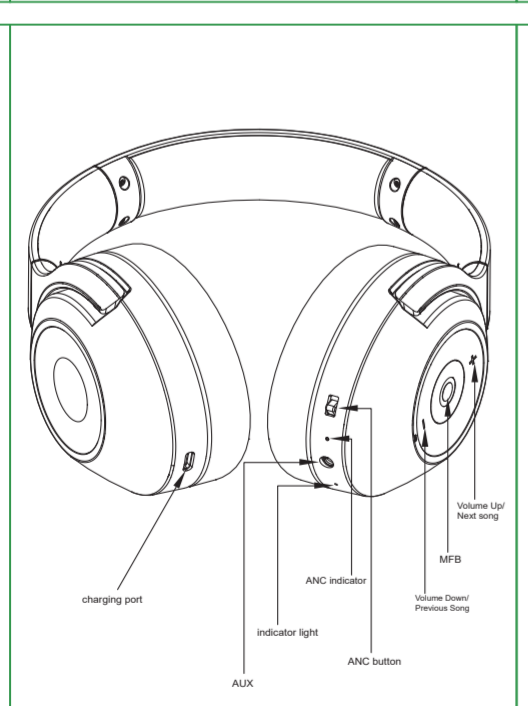
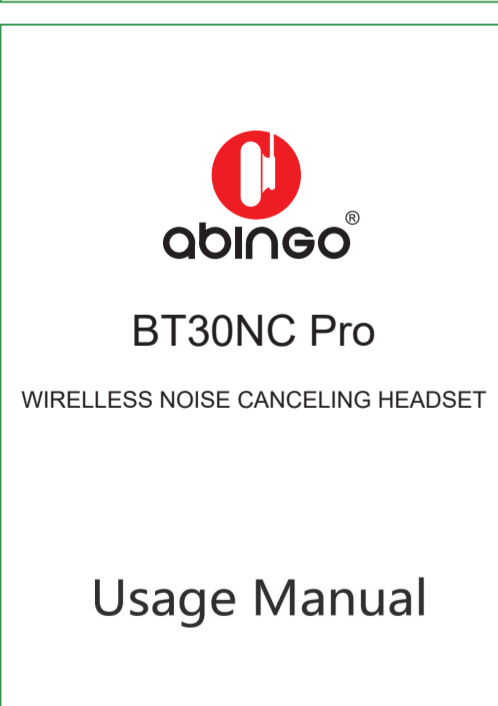


Specification: Wireless Version : 5.0, Working Distance : up to 10M, Impedance :32Ω ±15%, Driver : 40mm, Frequency :20Hz-20KHz, Working time(Wireless ANC): 30hours, Working time(ANC only): 40hours, Standby time :up to 200hours, Battery : 600mAh, Rechargeable non-replaceable Lithium ion-polymer, Power requirement :5V/1A

Instructions: 1. Noise Reduction: Turn on ANC Button. Start ANC function. The noise reduction is 28dB±2dB. @50-1000Hz, 2. Power On/Pairing: Press Multi-functional button for 4s until red blue LED indicator flashes alternately every 0.5s, it gets into pairing mode and the headphone emits "Power On"...

Volume Up/Down: press "VOL+/VOL-" to increase/decrease volume, when it reaches maximum volume, it emits "maximum volume", when it decrease to minimum volume, it emits "minimum volume".

Reject Calls: press & hold Multi-functional button for 2s to reject the incoming call. Siri: double press Multi-functional button for 1s until red LED indicator flashes three times.

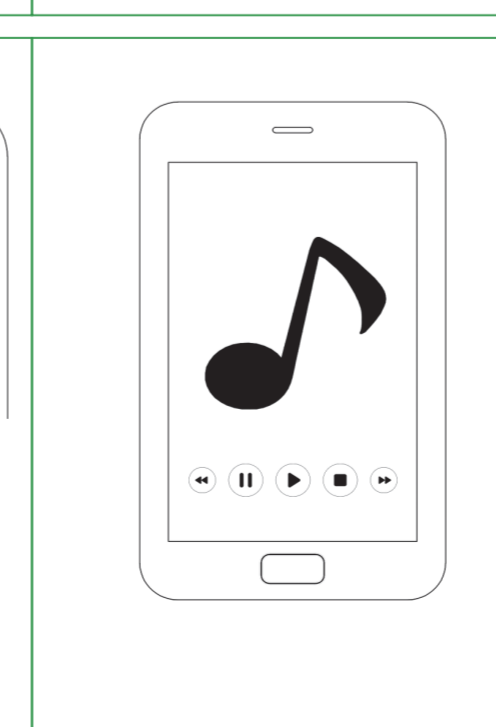
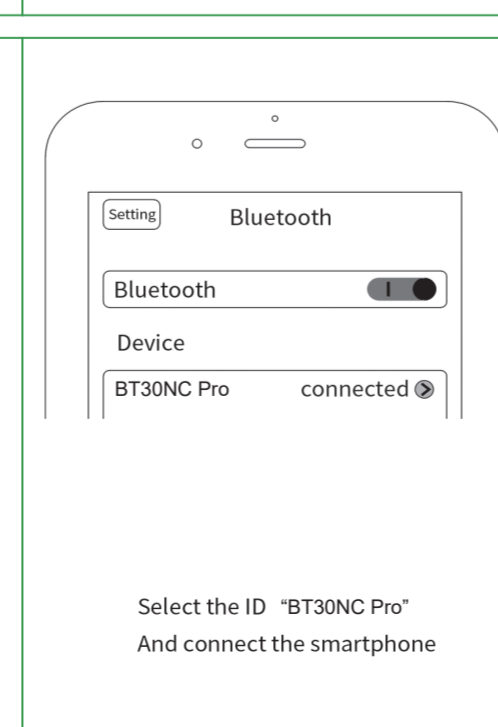

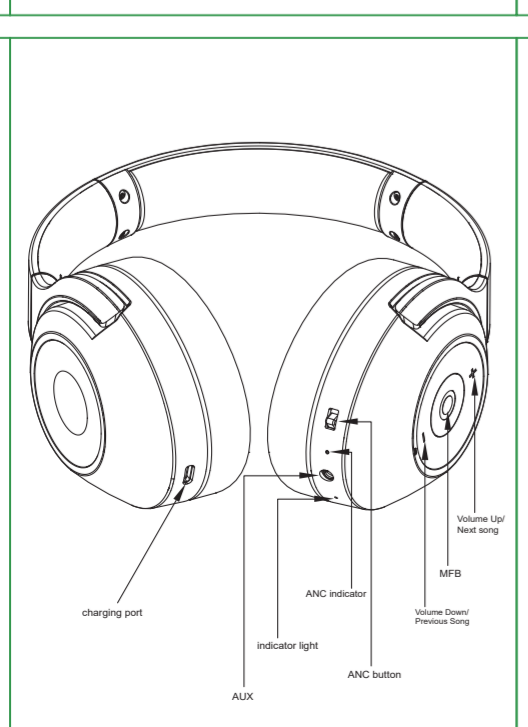
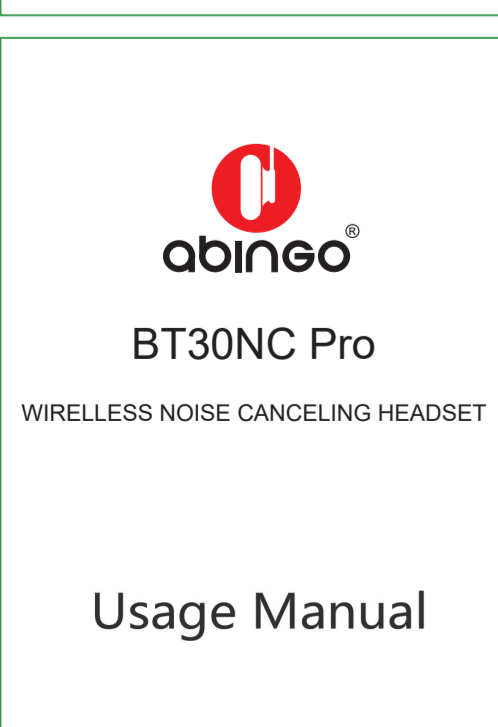


Specification: Wireless Version : 5.0, Working Distance : up to 10M, Impedance :32Ω ±15%, Driver : 40mm, Frequency :20Hz-20KHz, Working time(Wireless ANC): 30hours, Working time(ANC only): 40hours, Standby time :up to 200hours, Battery : 600mAh, Rechargeable non-replaceable Lithium ion-polymer, Power requirement :5V/1A

Instructions: 1. Noise Reduction: Turn on ANC Button. Start ANC function. The noise reduction is 28dB±2dB. @50-1000Hz, 2. Power On/Pairing: Press Multi-functional button for 4s until red blue LED indicator flashes alternately every 0.5s, it gets into pairing mode and the headphone emits "Power On"...

Volume Up/Down: press "VOL+/VOL-" to increase/decrease volume, when it reaches maximum volume, it emits "maximum volume", when it decrease to minimum volume, it emits "minimum volume".

Reject Calls: press & hold Multi-functional button for 2s to reject the incoming call. Siri: double press Multi-functional button for 1s until red LED indicator flashes three times.



Specification: Wireless Version : 5.0, Working Distance : up to 10M, Impedance :32Ω ±15%, Driver : 40mm, Frequency :20Hz-20KHz, Working time(Wireless ANC): 30hours, Working time(ANC only): 40hours, Standby time :up to 200hours, Battery : 600mAh, Rechargeable non-replaceable Lithium ion-polymer, Power requirement :5V/1A

Instructions: 1. Noise Reduction: Turn on ANC Button. Start ANC function. The noise reduction is 28dB±2dB. @50-1000Hz, 2. Power On/Pairing: Press Multi-functional button for 4s until red blue LED indicator flashes alternately every 0.5s, it gets into pairing mode and the headphone emits "Power On"...

Volume Up/Down: press "VOL+/VOL-" to increase/decrease volume, when it reaches maximum volume, it emits "maximum volume", when it decrease to minimum volume, it emits "minimum volume".

Reject Calls: press & hold Multi-functional button for 2s to reject the incoming call. Siri: double press Multi-functional button for 1s until red LED indicator flashes three times.



FCC STATEMENT :

This device complies with Part 15 of the FCC Rules. Operation is subject to the following two conditions:

This device may not cause harmful interference, and

This device must accept any interference received, including interference that may cause undesired operation.

Warning: Changes or modifications not expressly approved by the party responsible for compliance could void the user's authority to operate the equipment.

NOTE: This equipment has been tested and found to comply with the limits for a Class B digital device, pursuant to Part 15 of the FCC Rules. These limits are designed to provide reasonable protection against harmful interference in a residential installation. This equipment generates uses and can radiate radio frequency energy and, if not installed and used in accordance with the instructions, may cause harmful interference to radio communications. However, there is no guarantee that interference will not occur in a particular installation. If this equipment does cause harmful interference to radio or television reception, which can be determined by turning the equipment off and on, the user is encouraged to try to correct the interference by one or more of the following measures:

Reorient or relocate the receiving antenna.

Increase the separation between the equipment and receiver.

Connect the equipment into an outlet on a circuit different from that to which the receiver is connected.

Consult the dealer or an experienced radio/TV technician for help.

RF warning statement:

The device has been evaluated to meet general RF exposure requirement. The device can be used in portable exposure condition without restriction.