

EXHIBIT A- RADIATED SPURIOUS EMISSION DATA

report number : SHE19110011-02CE

Note : Transmit frequency is ignore ,mark →

30M-1G

WiFi2.4G- Horizontal-TX

Test result

Project Number: Certification

Test Time: 2020-01-15_14.29.32

EUT Name: N.A

Test Engineer: LYT

Manufacturer: N.A

Test Standard: FCC

Model: N.A

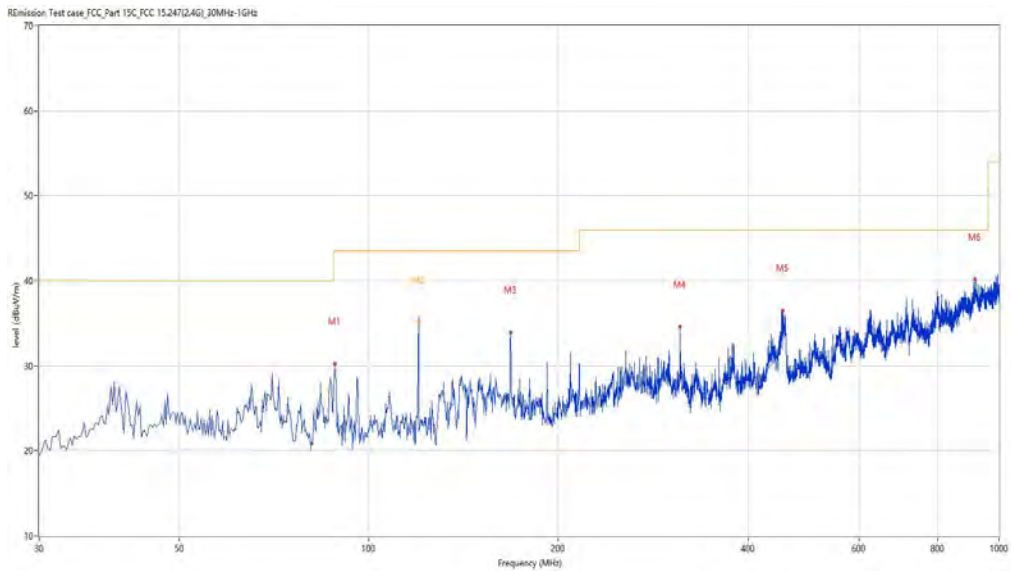
Work Addition: Normal

Temp.(oC): 20.9

Load: Full load

Hum.: 50

Remark: DR-RE01-E19110011-05#04



No.	Frequency (MHz)	Results (dBuV/m)	Factor (dB)	Limit (dBuV/m)	Over Limit (dB)	Detector	Table (Degree)	Height (cm)	Antenna	Verdict
1	88.428	30.21	-27.99	43.5	-13.29	Peak	238.90	200	Horizontal	Pass
2	120.003	37.72	-27.10	43.5	-5.78	Peak	208.10	151	Horizontal	Pass
2*	120.003	35.14	-27.10	43.5	-8.36	QP	208.10	151	Horizontal	Pass
3	167.948	33.92	-29.04	43.5	-9.58	Peak	255.50	100	Horizontal	Pass
4	311.957	34.57	-24.18	46.0	-11.43	Peak	281.90	100	Horizontal	Pass
5	453.784	36.50	-19.49	46.0	-9.50	Peak	103.10	200	Horizontal	Pass
6	914.661	40.14	-10.24	46.0	-5.86	Peak	0.00	200	Horizontal	Pass

Test result

Project Number: Certification

Test Time: 2020-01-15_14.36.22

EUT Name: N.A

Test Engineer: LYT

Manufacturer: N.A

Test Standard: FCC

Model: N.A

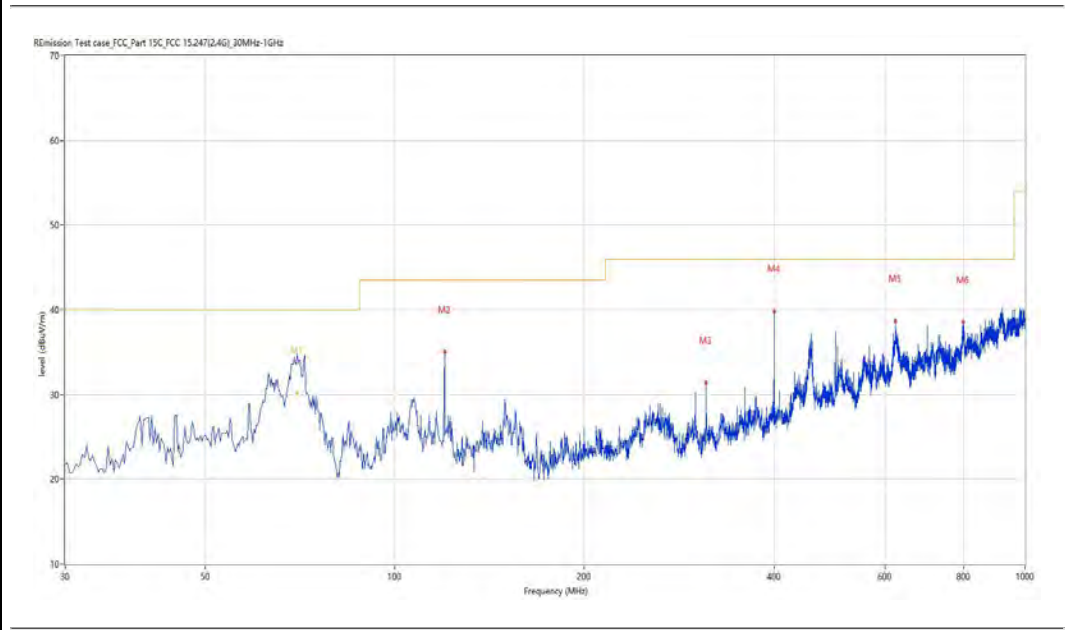
Work Addition: Normal

Temp.(oC): 20.9

Load: Full load

Hum.: 50

Remark: DR-RE01-E19110011-05#04



No.	Frequency (MHz)	Results (dBuV/m)	Factor (dB)	Limit (dBuV/m)	Over Limit (dB)	Detector	Table (Degree)	Height (cm)	Antenna	Verdict
1	70.036	35.67	-27.78	40.0	-4.33	Peak	268.90	100	Vertical	Pass
1*	70.036	30.27	-27.78	40.0	-9.73	QP	268.90	100	Vertical	Pass
2	119.945	35.04	-27.10	43.5	-8.46	Peak	243.60	100	Vertical	Pass
3	311.957	31.41	-24.18	46.0	-14.59	Peak	214.50	100	Vertical	Pass
4	399.963	39.86	-21.34	46.0	-6.14	Peak	235.40	100	Vertical	Pass
5	623.492	38.67	-15.95	46.0	-7.33	Peak	297.50	100	Vertical	Pass
6	797.321	38.54	-11.71	46.0	-7.46	Peak	60.50	100	Vertical	Pass

1-18G

WiFi2.4G-B- Low channel-Horizontal-TX

Test result

Project Number: Certification

Test Time: 2020-01-14_19.00.42

EUT Name: N.A

Test Engineer: LYT

Manufacturer: N.A

Test Standard: FCC

Model: N.A

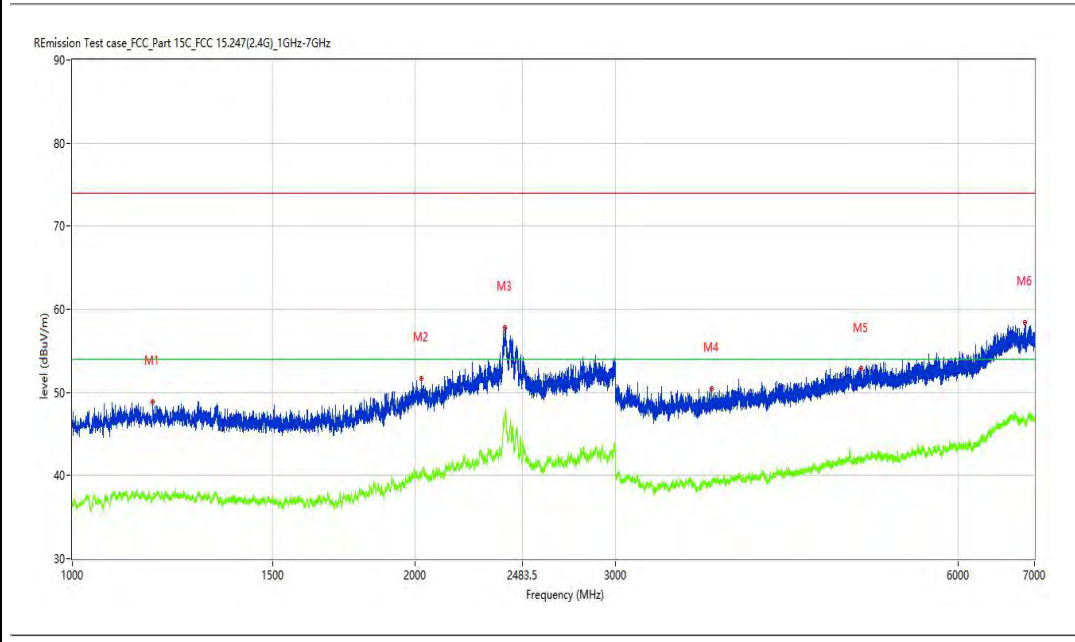
Work Addition: Normal

Temp.(oC): 20.9

Load: Full load

Hum.: 50

Remark: DR-RE01-E19110011-05#04



No.	Frequency (MHz)	Results (dBuV/m)	Factor (dB)	Limit (dBuV/m)	Over Limit (dB)	Detector	Table (Degree)	Height (cm)	Antenna	Verdict
1	1176.978	48.88	-4.25	74.0	-25.12	Peak	87.30	100	Horizontal	Pass
1**	1176.978	37.14	-4.25	54.0	-16.86	AV	87.30	100	Horizontal	Pass
2	2026.372	51.67	-2.18	74.0	-22.33	Peak	92.10	100	Horizontal	Pass
2**	2026.372	40.21	-2.18	54.0	-13.79	AV	92.10	100	Horizontal	Pass
3	2398.575	57.76	5.43	74.0	-16.24	Peak	0.80	100	Horizontal	Pass
3**	2398.575	47.27	5.43	54.0	-6.73	AV	0.80	100	Horizontal	Pass
4	3644.419	50.41	-0.85	74.0	-23.59	Peak	98.90	100	Horizontal	Pass
4**	3644.419	39.11	-0.85	54.0	-14.89	AV	98.90	100	Horizontal	Pass
5	4926.259	52.84	1.37	74.0	-21.16	Peak	113.00	100	Horizontal	Pass
5**	4926.259	41.87	1.37	54.0	-12.13	AV	113.00	100	Horizontal	Pass
6	6871.016	58.46	5.65	74.0	-15.54	Peak	2.50	100	Horizontal	Pass
6**	6871.016	46.36	5.65	54.0	-7.64	AV	2.50	100	Horizontal	Pass

Test result

Project Number: Certification

Test Time: 2020-01-14_19.52.48

EUT Name: N.A

Test Engineer: LYT

Manufacturer: N.A

Test Standard: FCC

Model: N.A

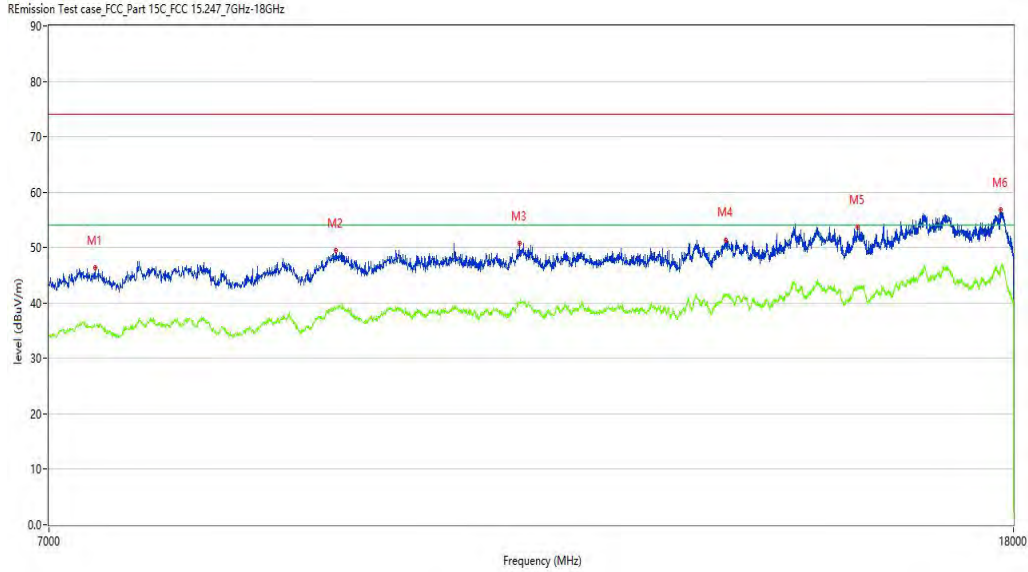
Work Addition: Normal

Temp.(oC): 20.9

Load: Full load

Hum.: 50

Remark: DR-RE01-E19110011-05#04



No.	Frequency (MHz)	Results (dBuV/m)	Factor (dB)	Limit (dBuV/m)	Over Limit (dB)	Detector	Table (Degree)	Height (cm)	Antenna	Verdict
1	7324.419	46.36	3.07	74.0	-27.64	Peak	360.00	100	Horizontal	Pass
1**	7324.419	35.70	3.07	54.0	-18.30	AV	360.00	100	Horizontal	Pass
2	9268.183	49.40	8.79	74.0	-24.60	Peak	263.60	100	Horizontal	Pass
2**	9268.183	38.94	8.79	54.0	-15.06	AV	263.60	100	Horizontal	Pass
3	11101.975	50.74	10.60	74.0	-23.26	Peak	10.90	100	Horizontal	Pass
3**	11101.975	39.88	10.60	54.0	-14.12	AV	10.90	100	Horizontal	Pass
4	13576.356	51.41	14.40	74.0	-22.59	Peak	359.50	100	Horizontal	Pass
4**	13576.356	41.64	14.40	54.0	-12.36	AV	359.50	100	Horizontal	Pass
5	15448.638	53.71	15.30	74.0	-20.29	Peak	76.70	100	Horizontal	Pass
5**	15448.638	43.10	15.30	54.0	-10.90	AV	76.70	100	Horizontal	Pass
6	17782.804	56.76	21.18	74.0	-17.24	Peak	187.30	100	Horizontal	Pass
6**	17782.804	46.38	21.18	54.0	-7.62	AV	187.30	100	Horizontal	Pass

Test result

Project Number: Certification

Test Time: 2020-01-14_17.37.53

EUT Name: N.A

Test Engineer: LYT

Manufacturer: N.A

Test Standard: FCC

Model: N.A

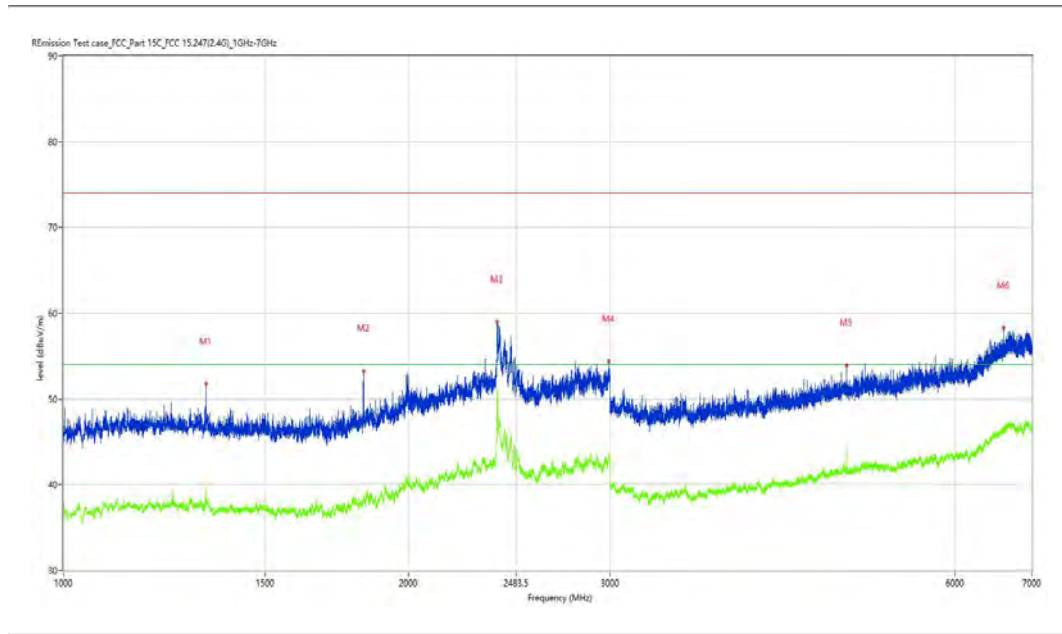
Work Addition: Normal

Temp.(oC): 20.9

Load: Full load

Hum.: 50

Remark: DR-RE01-E19110011-05#04



No.	Frequency (MHz)	Results (dBuV/m)	Factor (dB)	Limit (dBuV/m)	Over Limit (dB)	Detector	Table (Degree)	Height (cm)	Antenna	Verdict
1	1330.959	51.74	-4.64	74.0	-22.26	Peak	358.10	100	Vertical	Pass
1**	1330.959	39.81	-4.64	54.0	-14.19	AV	358.10	100	Vertical	Pass
2	1827.647	53.25	-3.73	74.0	-20.75	Peak	235.50	100	Vertical	Pass
2**	1827.647	38.84	-3.73	54.0	-15.16	AV	235.50	100	Vertical	Pass
3	2391.576	58.98	5.00	74.0	-15.02	Peak	145.10	100	Vertical	Pass
3**	2391.576	50.44	5.00	54.0	-3.56	AV	145.10	100	Vertical	Pass
4	2992.751	54.36	3.07	74.0	-19.64	Peak	178.20	100	Vertical	Pass
4**	2992.751	43.44	3.07	54.0	-10.56	AV	178.20	100	Vertical	Pass
5	4823.772	53.94	1.11	74.0	-20.06	Peak	155.40	100	Vertical	Pass
5**	4823.772	44.48	1.11	54.0	-9.52	AV	155.40	100	Vertical	Pass
6	6615.048	58.25	5.00	74.0	-15.75	Peak	355.00	100	Vertical	Pass
6**	6615.048	46.39	5.00	54.0	-7.61	AV	355.00	100	Vertical	Pass

Test result

Project Number: Certification

Test Time: 2020-01-14_20.23.30

EUT Name: N.A

Test Engineer: LYT

Manufacturer: N.A

Test Standard: FCC

Model: N.A

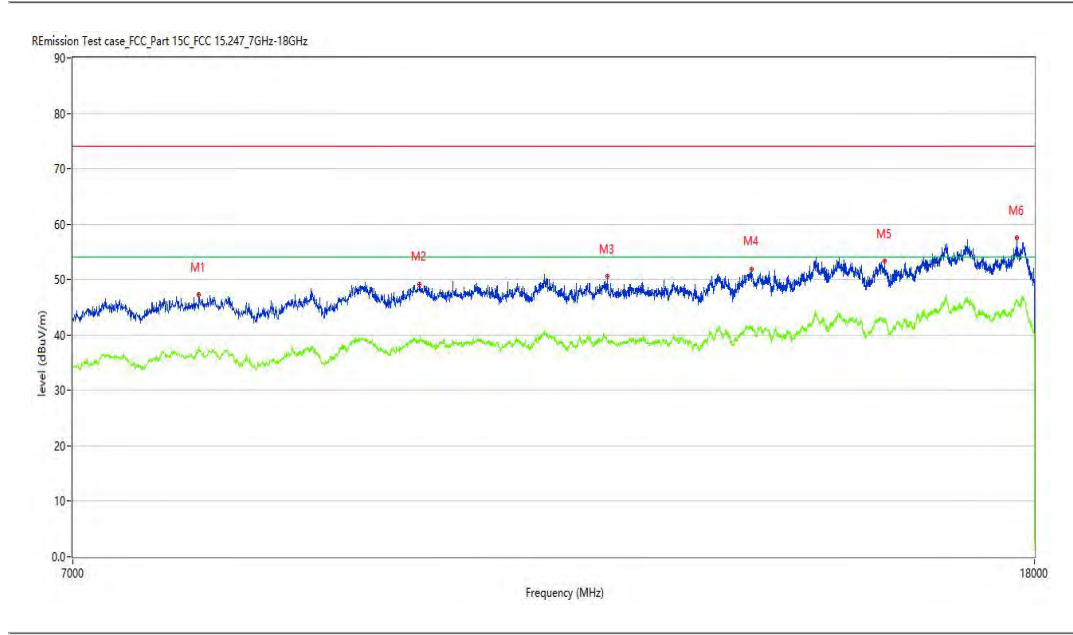
Work Addition: Normal

Temp.(oC): 20.9

Load: Full load

Hum.: 50

Remark: DR-RE01-E19110011-05#04



No.	Frequency (MHz)	Results (dBuV/m)	Factor (dB)	Limit (dBuV/m)	Over Limit (dB)	Detector	Table (Degree)	Height (cm)	Antenna	Verdict
1	7921.020	47.29	4.86	74.0	-26.71	Peak	86.40	100	Vertical	Pass
1**	7921.020	37.01	4.86	54.0	-16.99	AV	86.40	100	Vertical	Pass
2	9840.040	49.19	9.49	74.0	-24.81	Peak	199.60	100	Vertical	Pass
2**	9840.040	39.13	9.49	54.0	-14.87	AV	199.60	100	Vertical	Pass
3	11836.041	50.52	10.31	74.0	-23.48	Peak	360.00	100	Vertical	Pass
3**	11836.041	38.78	10.31	54.0	-15.22	AV	360.00	100	Vertical	Pass
4	13631.342	51.93	14.20	74.0	-22.07	Peak	249.00	100	Vertical	Pass
4**	13631.342	41.36	14.20	54.0	-12.64	AV	249.00	100	Vertical	Pass
5	15536.616	53.27	15.50	74.0	-20.73	Peak	226.70	100	Vertical	Pass
5**	15536.616	42.79	15.50	54.0	-11.21	AV	226.70	100	Vertical	Pass
6	17686.578	57.53	21.95	74.0	-16.47	Peak	100.20	100	Vertical	Pass
6**	17686.578	46.16	21.95	54.0	-7.84	AV	100.20	100	Vertical	Pass

Test result

Project Number: Certification

Test Time: 2020-01-14_19.18.55

EUT Name: N.A

Test Engineer: LYT

Manufacturer: N.A

Test Standard: FCC

Model: N.A

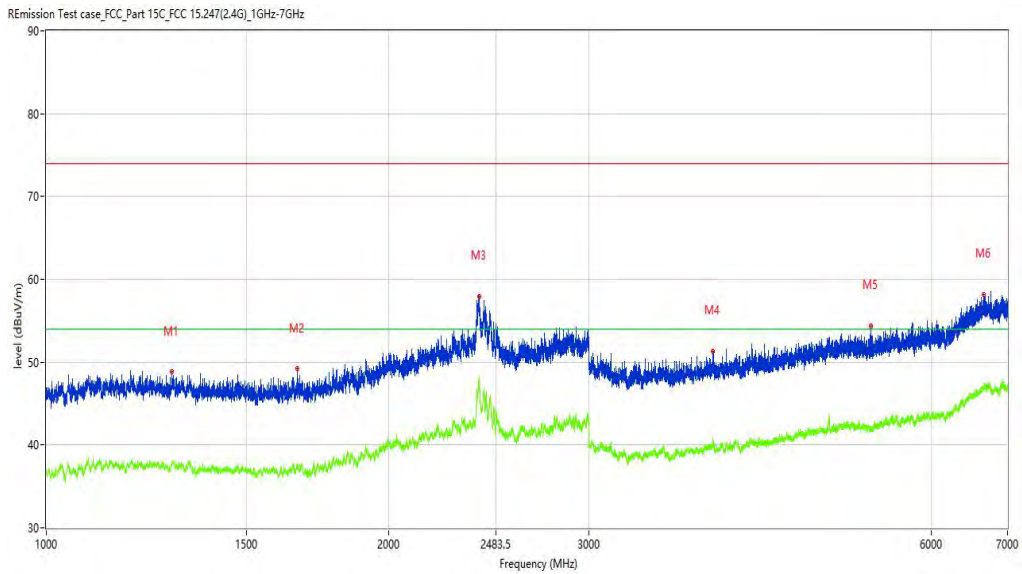
Work Addition: Normal

Temp.(oC): 20.9

Load: Full load

Hum.: 50

Remark: DR-RE01-E19110011-05#04



No.	Frequency (MHz)	Results (dBuV/m)	Factor (dB)	Limit (dBuV/m)	Over Limit (dB)	Detector	Table (Degree)	Height (cm)	Antenna	Verdict
1	1289.214	48.81	-4.31	74.0	-25.19	Peak	94.80	100	Horizontal	Pass
1**	1289.214	37.48	-4.31	54.0	-16.52	AV	94.80	100	Horizontal	Pass
2	1662.917	49.17	-4.85	74.0	-24.83	Peak	360.00	100	Horizontal	Pass
2**	1662.917	37.17	-4.85	54.0	-16.83	AV	360.00	100	Horizontal	Pass
3	2403.075	57.94	5.25	74.0	-16.06	Peak	206.80	100	Horizontal	Pass
3**	2403.075	47.65	5.25	54.0	-6.35	AV	206.80	100	Horizontal	Pass
4	3855.393	51.28	-0.52	74.0	-22.72	Peak	46.40	100	Horizontal	Pass
4**	3855.393	40.03	-0.52	54.0	-13.97	AV	46.40	100	Horizontal	Pass
5	5312.711	54.37	1.46	74.0	-19.63	Peak	103.00	100	Horizontal	Pass
5**	5312.711	42.09	1.46	54.0	-11.91	AV	103.00	100	Horizontal	Pass
6	6667.042	58.18	5.59	74.0	-15.82	Peak	214.20	100	Horizontal	Pass
6**	6667.042	47.02	5.59	54.0	-6.98	AV	214.20	100	Horizontal	Pass

Test result

Project Number: Certification

Test Time: 2020-01-14_20.00.12

EUT Name: N.A

Test Engineer: LYT

Manufacturer: N.A

Test Standard: FCC

Model: N.A

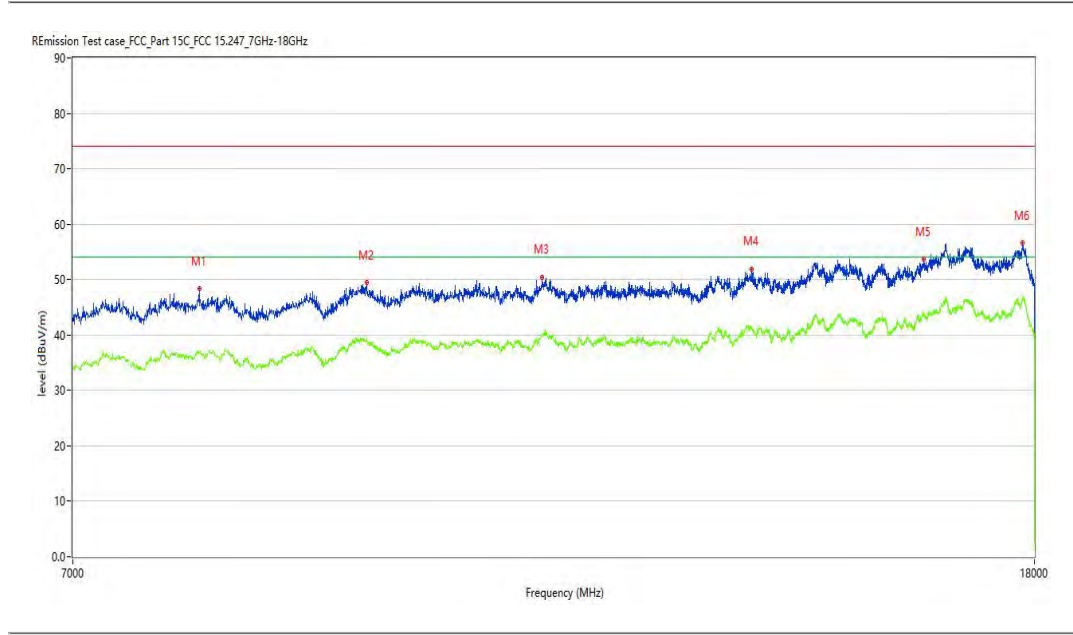
Work Addition: Normal

Temp.(oC): 20.9

Load: Full load

Hum.: 50

Remark: DR-RE01-E19110011-05#04



No.	Frequency (MHz)	Results (dBuV/m)	Factor (dB)	Limit (dBuV/m)	Over Limit (dB)	Detector	Table (Degree)	Height (cm)	Antenna	Verdict
1	7926.518	48.40	4.82	74.0	-25.60	Peak	29.80	100	Horizontal	Pass
1**	7926.518	37.21	4.82	54.0	-16.79	AV	29.80	100	Horizontal	Pass
2	9339.665	49.45	9.67	74.0	-24.55	Peak	219.60	100	Horizontal	Pass
2**	9339.665	38.90	9.67	54.0	-15.10	AV	219.60	100	Horizontal	Pass
3	11101.975	50.47	10.60	74.0	-23.53	Peak	17.20	100	Horizontal	Pass
3**	11101.975	40.14	10.60	54.0	-13.86	AV	17.20	100	Horizontal	Pass
4	13634.091	51.96	14.17	74.0	-22.04	Peak	68.20	100	Horizontal	Pass
4**	13634.091	41.36	14.17	54.0	-12.64	AV	68.20	100	Horizontal	Pass
5	16144.214	53.67	17.59	74.0	-20.33	Peak	86.40	100	Horizontal	Pass
5**	16144.214	43.65	17.59	54.0	-10.35	AV	86.40	100	Horizontal	Pass
6	17793.802	56.63	21.13	74.0	-17.37	Peak	250.50	100	Horizontal	Pass
6**	17793.802	46.79	21.13	54.0	-7.21	AV	250.50	100	Horizontal	Pass

Test result

Project Number: Certification

Test Time: 2020-01-14_18.17.19

EUT Name: N.A

Test Engineer: LYT

Manufacturer: N.A

Test Standard: FCC

Model: N.A

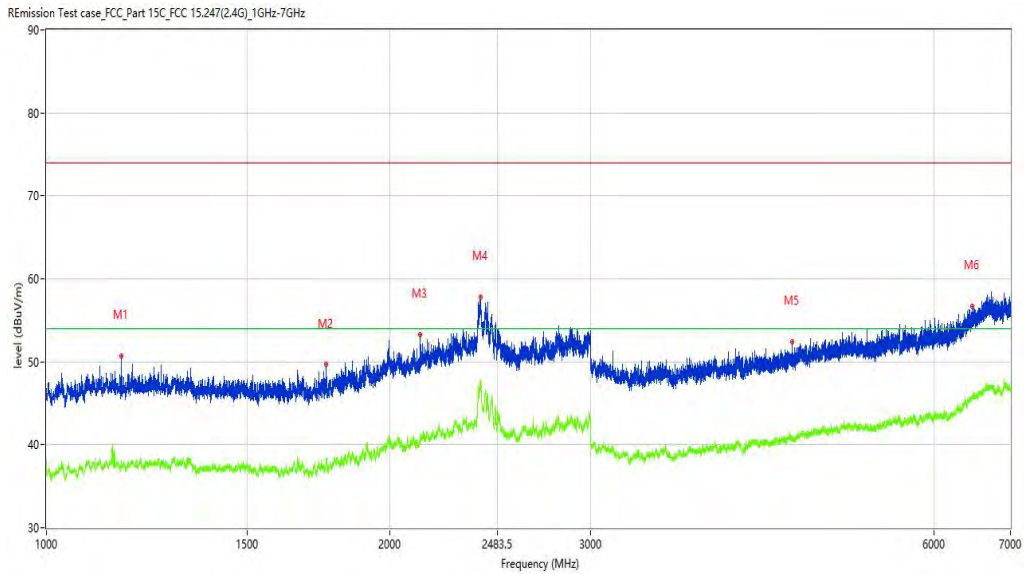
Work Addition: Normal

Temp.(oC): 20.9

Load: Full load

Hum.: 50

Remark: DR-RE01-E19110011-05#04



No.	Frequency (MHz)	Results (dBuV/m)	Factor (dB)	Limit (dBuV/m)	Over Limit (dB)	Detector	Table (Degree)	Height (cm)	Antenna	Verdict
1	1162.730	50.73	-4.51	74.0	-23.27	Peak	297.30	100	Vertical	Pass
1**	1162.730	38.23	-4.51	54.0	-15.77	AV	297.30	100	Vertical	Pass
2	1757.905	49.67	-4.39	74.0	-24.33	Peak	307.00	100	Vertical	Pass
2**	1757.905	37.65	-4.39	54.0	-16.35	AV	307.00	100	Vertical	Pass
3	2126.609	53.28	-1.19	74.0	-20.72	Peak	153.60	100	Vertical	Pass
3**	2126.609	40.99	-1.19	54.0	-13.01	AV	153.60	100	Vertical	Pass
4	2402.075	57.76	5.29	74.0	-16.24	Peak	359.00	100	Vertical	Pass
4**	2402.075	47.57	5.29	54.0	-6.43	AV	359.00	100	Vertical	Pass
5	4503.812	52.37	0.76	74.0	-21.63	Peak	102.10	100	Vertical	Pass
5**	4503.812	40.68	0.76	54.0	-13.32	AV	102.10	100	Vertical	Pass
6	6485.064	56.74	4.72	74.0	-17.26	Peak	83.80	100	Vertical	Pass
6**	6485.064	45.81	4.72	54.0	-8.19	AV	83.80	100	Vertical	Pass

Test result

Project Number: Certification

Test Time: 2020-01-14_20.38.57

EUT Name: N.A

Test Engineer: LYT

Manufacturer: N.A

Test Standard: FCC

Model: N.A

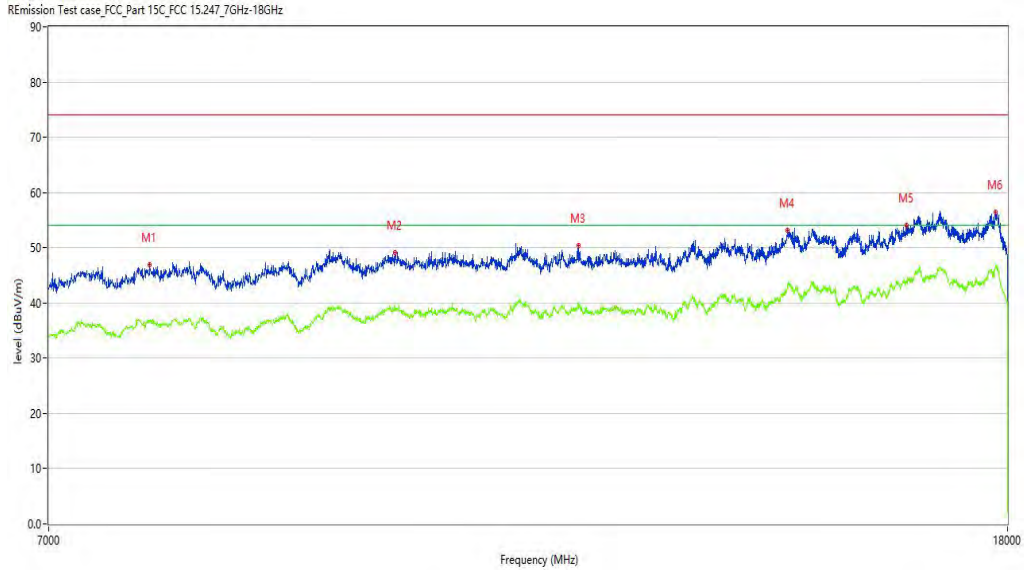
Work Addition: Normal

Temp.(oC): 20.9

Load: Full load

Hum.: 50

Remark: DR-RE01-E19110011-05#04



No.	Frequency (MHz)	Results (dBuV/m)	Factor (dB)	Limit (dBuV/m)	Over Limit (dB)	Detector	Table (Degree)	Height (cm)	Antenna	Verdict
1	7734.066	46.91	4.73	74.0	-27.09	Peak	321.60	100	Vertical	Pass
1**	7734.066	36.90	4.73	54.0	-17.10	AV	321.60	100	Vertical	Pass
2	9848.288	49.13	9.46	74.0	-24.87	Peak	281.00	100	Vertical	Pass
2**	9848.288	39.25	9.46	54.0	-14.75	AV	281.00	100	Vertical	Pass
3	11797.551	50.36	10.61	74.0	-23.64	Peak	91.60	100	Vertical	Pass
3**	11797.551	39.52	10.61	54.0	-14.48	AV	91.60	100	Vertical	Pass
4	14489.128	53.19	16.79	74.0	-20.81	Peak	267.30	100	Vertical	Pass
4**	14489.128	42.62	16.79	54.0	-11.38	AV	267.30	100	Vertical	Pass
5	16292.677	54.08	18.78	74.0	-19.92	Peak	213.70	100	Vertical	Pass
5**	16292.677	44.02	18.78	54.0	-9.98	AV	213.70	100	Vertical	Pass
6	17791.052	56.42	21.14	74.0	-17.58	Peak	68.90	100	Vertical	Pass
6**	17791.052	46.46	21.14	54.0	-7.54	AV	68.90	100	Vertical	Pass

Test result

Project Number: Certification

Test Time: 2020-01-14_19.41.54

EUT Name: N.A

Test Engineer: LYT

Manufacturer: N.A

Test Standard: FCC

Model: N.A

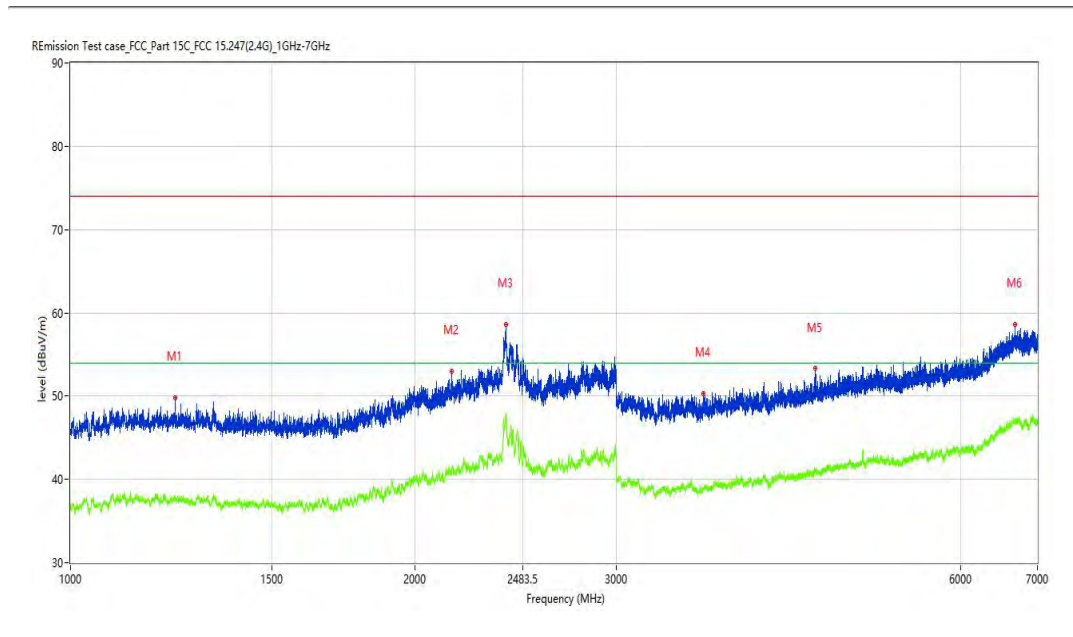
Work Addition: Normal

Temp.(oC): 20.9

Load: Full load

Hum.: 50

Remark: DR-RE01-E19110011-05#04



No.	Frequency (MHz)	Results (dBuV/m)	Factor (dB)	Limit (dBuV/m)	Over Limit (dB)	Detector	Table (Degree)	Height (cm)	Antenna	Verdict
1	1234.971	49.84	-4.32	74.0	-24.16	Peak	30.80	100	Horizontal	Pass
1**	1234.971	37.63	-4.32	54.0	-16.37	AV	30.80	100	Horizontal	Pass
2	2155.106	52.98	-0.77	74.0	-21.02	Peak	359.60	100	Horizontal	Pass
2**	2155.106	41.13	-0.77	54.0	-12.87	AV	359.60	100	Horizontal	Pass
3	2400.825	58.60	5.34	74.0	-15.40	Peak	228.90	100	Horizontal	Pass
3**	2400.825	47.92	5.34	54.0	-6.08	AV	228.90	100	Horizontal	Pass
4	3574.428	50.34	-1.02	74.0	-23.66	Peak	305.20	100	Horizontal	Pass
4**	3574.428	38.87	-1.02	54.0	-15.13	AV	305.20	100	Horizontal	Pass
5	4473.316	53.28	0.65	74.0	-20.72	Peak	13.50	100	Horizontal	Pass
5**	4473.316	40.82	0.65	54.0	-13.18	AV	13.50	100	Horizontal	Pass
6	6690.539	58.61	5.86	74.0	-15.39	Peak	300.70	100	Horizontal	Pass
6**	6690.539	46.88	5.86	54.0	-7.12	AV	300.70	100	Horizontal	Pass

Test result

Project Number: Certification

Test Time: 2020-01-14_20.10.15

EUT Name: N.A

Test Engineer: LYT

Manufacturer: N.A

Test Standard: FCC

Model: N.A

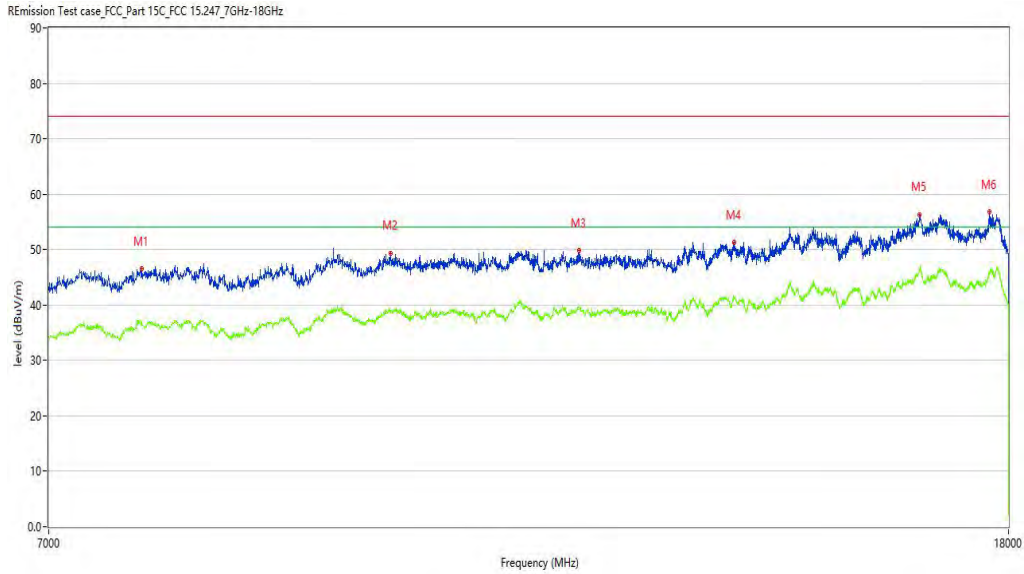
Work Addition: Normal

Temp.(oC): 20.9

Load: Full load

Hum.: 50

Remark: DR-RE01-E19110011-05#04



No.	Frequency (MHz)	Results (dBuV/m)	Factor (dB)	Limit (dBuV/m)	Over Limit (dB)	Detector	Table (Degree)	Height (cm)	Antenna	Verdict
1	7670.832	46.56	4.61	74.0	-27.44	Peak	168.60	100	Horizontal	Pass
1**	7670.832	37.04	4.61	54.0	-16.96	AV	168.60	100	Horizontal	Pass
2	9798.800	49.36	9.62	74.0	-24.64	Peak	0.00	100	Horizontal	Pass
2**	9798.800	38.63	9.62	54.0	-15.37	AV	0.00	100	Horizontal	Pass
3	11800.300	49.89	10.62	74.0	-24.11	Peak	51.40	100	Horizontal	Pass
3**	11800.300	39.55	10.62	54.0	-14.45	AV	51.40	100	Horizontal	Pass
4	13738.565	51.32	13.60	74.0	-22.68	Peak	1.00	100	Horizontal	Pass
4**	13738.565	41.11	13.60	54.0	-12.89	AV	1.00	100	Horizontal	Pass
5	16493.377	56.36	20.68	74.0	-17.64	Peak	269.10	100	Horizontal	Pass
5**	16493.377	46.15	20.68	54.0	-7.85	AV	269.10	100	Horizontal	Pass
6	17659.085	56.83	21.22	74.0	-17.17	Peak	359.60	100	Horizontal	Pass
6**	17659.085	45.95	21.22	54.0	-8.05	AV	359.60	100	Horizontal	Pass

Test result

Project Number: Certification

Test Time: 2020-01-14_18.38.45

EUT Name: N.A

Test Engineer: LYT

Manufacturer: N.A

Test Standard: FCC

Model: N.A

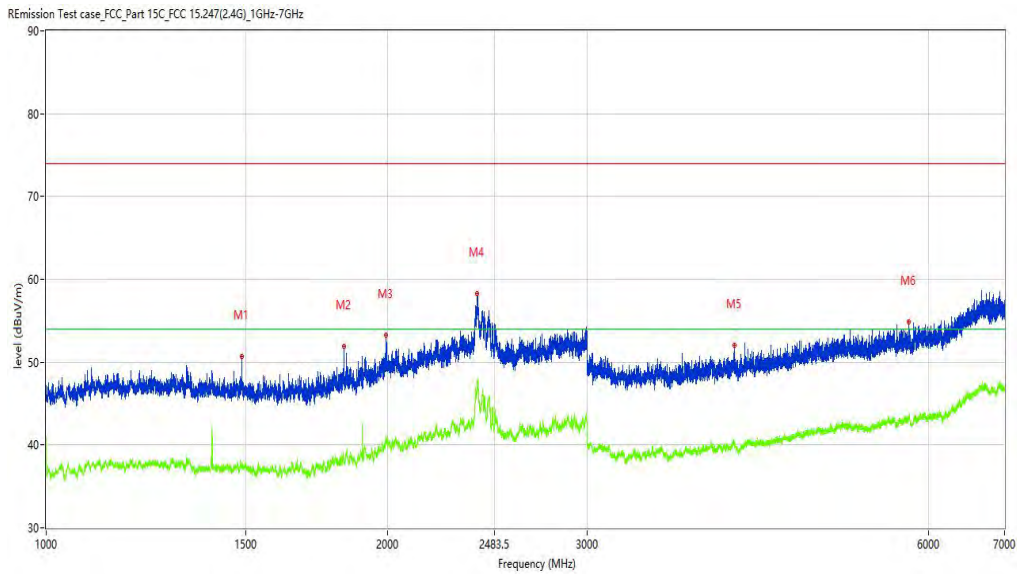
Work Addition: Normal

Temp.(oC): 20.9

Load: Full load

Hum.: 50

Remark: DR-RE01-E19110011-05#04



No.	Frequency (MHz)	Results (dBuV/m)	Factor (dB)	Limit (dBuV/m)	Over Limit (dB)	Detector	Table (Degree)	Height (cm)	Antenna	Verdict
1	1488.439	50.66	-5.19	74.0	-23.34	Peak	224.50	100	Vertical	Pass
1**	1488.439	37.88	-5.19	54.0	-16.12	AV	224.50	100	Vertical	Pass
2	1831.646	51.93	-4.41	74.0	-22.07	Peak	0.00	100	Vertical	Pass
2**	1831.646	37.97	-4.41	54.0	-16.03	AV	0.00	100	Vertical	Pass
3	1995.126	53.31	-2.63	74.0	-20.69	Peak	325.30	100	Vertical	Pass
3**	1995.126	41.01	-2.63	54.0	-12.99	AV	325.30	100	Vertical	Pass
4	2400.325	58.28	5.36	74.0	-15.72	Peak	359.00	100	Vertical	Pass
4**	2400.325	47.84	5.36	54.0	-6.16	AV	359.00	100	Vertical	Pass
5	4045.869	52.05	-0.09	74.0	-21.95	Peak	250.30	100	Vertical	Pass
5**	4045.869	40.09	-0.09	54.0	-13.91	AV	250.30	100	Vertical	Pass
6	5758.655	54.89	2.16	74.0	-19.11	Peak	211.60	100	Vertical	Pass
6**	5758.655	42.91	2.16	54.0	-11.09	AV	211.60	100	Vertical	Pass

Test result

Project Number: Certification

Test Time: 2020-01-14_20.54.16

EUT Name: N.A

Test Engineer: LYT

Manufacturer: N.A

Test Standard: FCC

Model: N.A

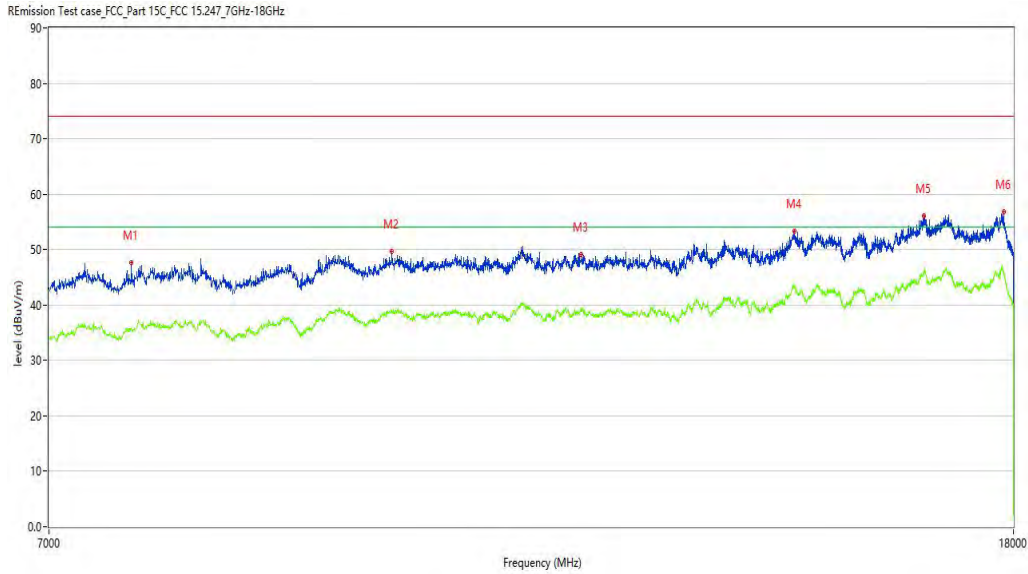
Work Addition: Normal

Temp.(oC): 20.9

Load: Full load

Hum.: 50

Remark: DR-RE01-E19110011-05#04



No.	Frequency (MHz)	Results (dBuV/m)	Factor (dB)	Limit (dBuV/m)	Over Limit (dB)	Detector	Table (Degree)	Height (cm)	Antenna	Verdict
1	7588.353	47.61	3.54	74.0	-26.39	Peak	76.70	100	Vertical	Pass
1**	7588.353	35.54	3.54	54.0	-18.46	AV	76.70	100	Vertical	Pass
2	9793.302	49.66	9.63	74.0	-24.34	Peak	207.70	100	Vertical	Pass
2**	9793.302	38.72	9.63	54.0	-15.28	AV	207.70	100	Vertical	Pass
3	11786.553	49.05	10.58	74.0	-24.95	Peak	62.90	100	Vertical	Pass
3**	11786.553	38.98	10.58	54.0	-15.02	AV	62.90	100	Vertical	Pass
4	14522.119	53.26	17.02	74.0	-20.74	Peak	90.10	100	Vertical	Pass
4**	14522.119	43.68	17.02	54.0	-10.32	AV	90.10	100	Vertical	Pass
5	16487.878	56.13	20.57	74.0	-17.87	Peak	348.00	100	Vertical	Pass
5**	16487.878	45.72	20.57	54.0	-8.28	AV	348.00	100	Vertical	Pass
6	17832.292	56.81	19.88	74.0	-17.19	Peak	234.80	100	Vertical	Pass
6**	17832.292	45.77	19.88	54.0	-8.23	AV	234.80	100	Vertical	Pass

Test result

Project Number: Certification

Test Time: 2020-01-14_19.04.44

EUT Name: N.A

Test Engineer: LYT

Manufacturer: N.A

Test Standard: FCC

Model: N.A

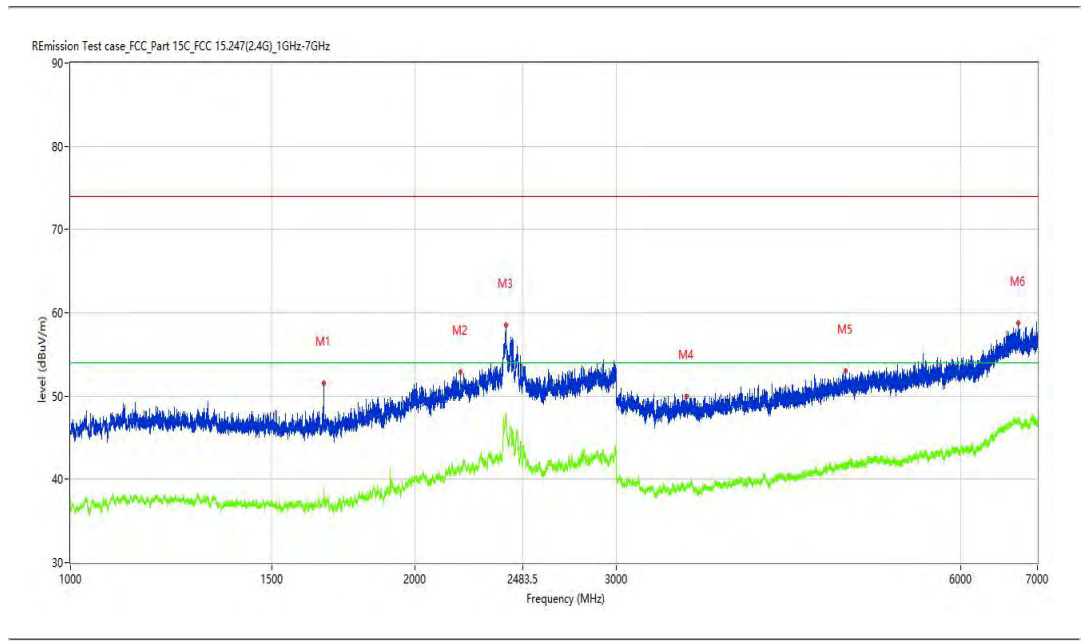
Work Addition: Normal

Temp.(oC): 20.9

Load: Full load

Hum.: 50

Remark: DR-RE01-E19110011-05#04



No.	Frequency (MHz)	Results (dBuV/m)	Factor (dB)	Limit (dBuV/m)	Over Limit (dB)	Detector	Table (Degree)	Height (cm)	Antenna	Verdict
1	1664.667	51.53	-4.96	74.0	-22.47	Peak	286.20	100	Horizontal	Pass
1**	1664.667	38.87	-4.96	54.0	-15.13	AV	286.20	100	Horizontal	Pass
2	2192.101	52.93	-0.66	74.0	-21.07	Peak	56.60	100	Horizontal	Pass
2**	2192.101	41.12	-0.66	54.0	-12.88	AV	56.60	100	Horizontal	Pass
3	2402.325	58.55	5.28	74.0	-15.45	Peak	56.60	100	Horizontal	Pass
3**	2402.325	47.57	5.28	54.0	-6.43	AV	56.60	100	Horizontal	Pass
4	3454.443	49.95	-1.33	74.0	-24.05	Peak	359.60	100	Horizontal	Pass
4**	3454.443	38.91	-1.33	54.0	-15.09	AV	359.60	100	Horizontal	Pass
5	4757.280	52.99	1.02	74.0	-21.01	Peak	0.50	100	Horizontal	Pass
5**	4757.280	41.36	1.02	54.0	-12.64	AV	0.50	100	Horizontal	Pass
6	6734.533	58.77	5.77	74.0	-15.23	Peak	126.30	100	Horizontal	Pass
6**	6734.533	46.65	5.77	54.0	-7.35	AV	126.30	100	Horizontal	Pass

Test result

Project Number: Certification

Test Time: 2020-01-14_19.54.19

EUT Name: N.A

Test Engineer: LYT

Manufacturer: N.A

Test Standard: FCC

Model: N.A

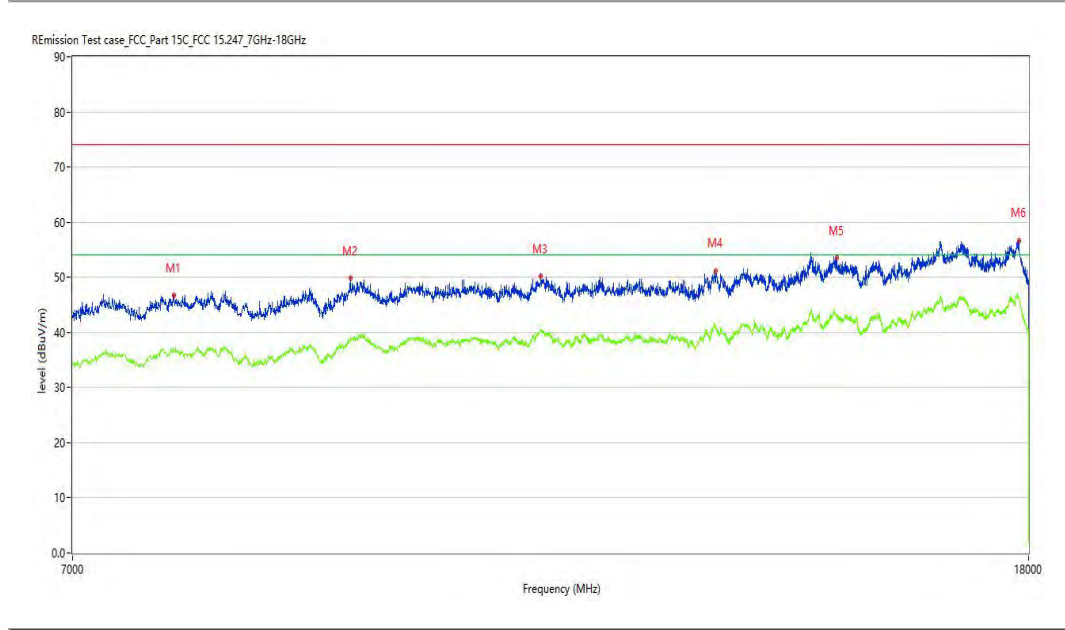
Work Addition: Normal

Temp.(oC): 20.9

Load: Full load

Hum.: 50

Remark: DR-RE01-E19110011-05#04



No.	Frequency (MHz)	Results (dBuV/m)	Factor (dB)	Limit (dBuV/m)	Over Limit (dB)	Detector	Table (Degree)	Height (cm)	Antenna	Verdict
1	7736.816	46.75	4.75	74.0	-27.25	Peak	182.40	100	Horizontal	Pass
1**	7736.816	36.64	4.75	54.0	-17.36	AV	182.40	100	Horizontal	Pass
2	9210.447	49.77	8.50	74.0	-24.23	Peak	3.70	100	Horizontal	Pass
2**	9210.447	38.81	8.50	54.0	-15.19	AV	3.70	100	Horizontal	Pass
3	11115.721	50.20	10.67	74.0	-23.80	Peak	0.50	100	Horizontal	Pass
3**	11115.721	40.49	10.67	54.0	-13.51	AV	0.50	100	Horizontal	Pass
4	13213.447	51.19	12.36	74.0	-22.81	Peak	357.00	100	Horizontal	Pass
4**	13213.447	41.04	12.36	54.0	-12.96	AV	357.00	100	Horizontal	Pass
5	14896.026	53.52	17.22	74.0	-20.48	Peak	20.90	100	Horizontal	Pass
5**	14896.026	42.68	17.22	54.0	-11.32	AV	20.90	100	Horizontal	Pass
6	17826.793	56.69	20.09	74.0	-17.31	Peak	29.80	100	Horizontal	Pass
6**	17826.793	46.19	20.09	54.0	-7.81	AV	29.80	100	Horizontal	Pass

Test result

Project Number: Certification

Test Time: 2020-01-14_18.01.28

EUT Name: N.A

Test Engineer: LYT

Manufacturer: N.A

Test Standard: FCC

Model: N.A

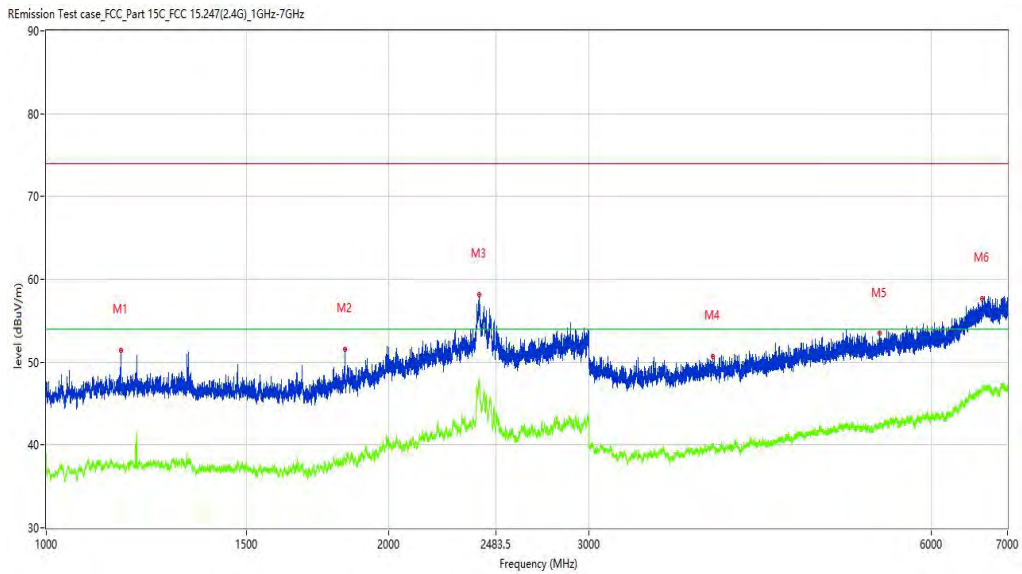
Work Addition: Normal

Temp.(oC): 20.9

Load: Full load

Hum.: 50

Remark: DR-RE01-E19110011-05#04



No.	Frequency (MHz)	Results (dBuV/m)	Factor (dB)	Limit (dBuV/m)	Over Limit (dB)	Detector	Table (Degree)	Height (cm)	Antenna	Verdict
1	1162.480	51.49	-4.51	74.0	-22.51	Peak	104.30	100	Vertical	Pass
1**	1162.480	37.53	-4.51	54.0	-16.47	AV	104.30	100	Vertical	Pass
2	1831.146	51.52	-4.30	74.0	-22.48	Peak	359.30	100	Vertical	Pass
2**	1831.146	38.40	-4.30	54.0	-15.60	AV	359.30	100	Vertical	Pass
3	2400.575	58.11	5.35	74.0	-15.89	Peak	3.30	100	Vertical	Pass
3**	2400.575	47.68	5.35	54.0	-6.32	AV	3.30	100	Vertical	Pass
4	3854.393	50.70	-0.52	74.0	-23.30	Peak	65.80	100	Vertical	Pass
4**	3854.393	39.55	-0.52	54.0	-14.45	AV	65.80	100	Vertical	Pass
5	5405.699	53.46	1.48	74.0	-20.54	Peak	4.80	100	Vertical	Pass
5**	5405.699	42.08	1.48	54.0	-11.92	AV	4.80	100	Vertical	Pass
6	6652.043	57.63	5.42	74.0	-16.37	Peak	52.80	100	Vertical	Pass
6**	6652.043	46.41	5.42	54.0	-7.59	AV	52.80	100	Vertical	Pass

Test result

Project Number: Certification

Test Time: 2020-01-14_20.32.00

EUT Name: N.A

Test Engineer: LYT

Manufacturer: N.A

Test Standard: FCC

Model: N.A

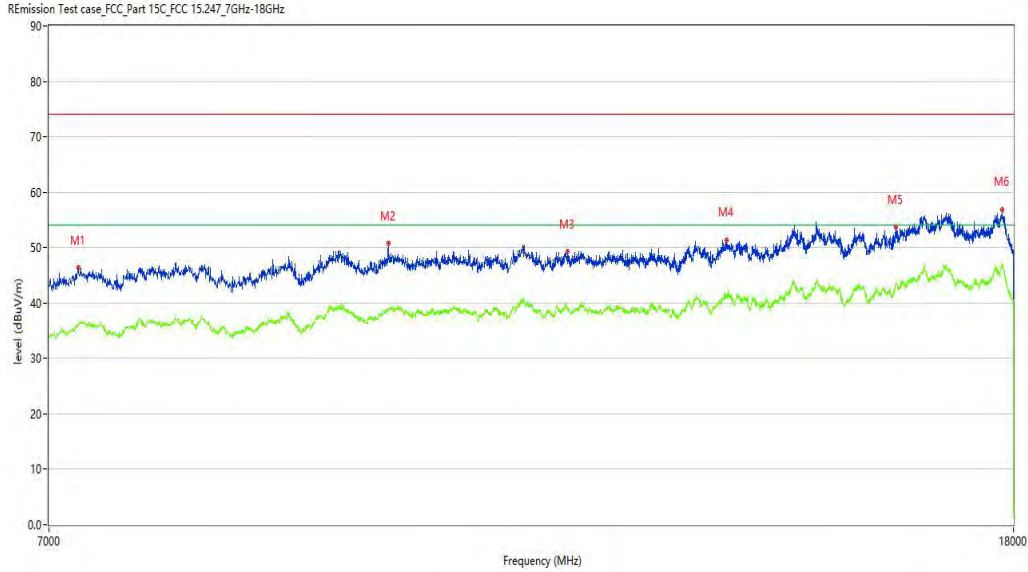
Work Addition: Normal

Temp.(oC): 20.9

Load: Full load

Hum.: 50

Remark: DR-RE01-E19110011-05#04



No.	Frequency (MHz)	Results (dBuV/m)	Factor (dB)	Limit (dBuV/m)	Over Limit (dB)	Detector	Table (Degree)	Height (cm)	Antenna	Verdict
1	7203.449	46.37	2.86	74.0	-27.63	Peak	56.60	100	Vertical	Pass
1**	7203.449	36.21	2.86	54.0	-17.79	AV	56.60	100	Vertical	Pass
2	9760.310	50.69	9.69	74.0	-23.31	Peak	137.00	100	Vertical	Pass
2**	9760.310	38.98	9.69	54.0	-15.02	AV	137.00	100	Vertical	Pass
3	11632.592	49.31	11.07	74.0	-24.69	Peak	96.40	100	Vertical	Pass
3**	11632.592	39.21	11.07	54.0	-14.79	AV	96.40	100	Vertical	Pass
4	13590.102	51.41	14.54	74.0	-22.59	Peak	16.40	100	Vertical	Pass
4**	13590.102	41.39	14.54	54.0	-12.61	AV	16.40	100	Vertical	Pass
5	16045.239	53.70	16.83	74.0	-20.30	Peak	74.10	100	Vertical	Pass
5**	16045.239	43.32	16.83	54.0	-10.68	AV	74.10	100	Vertical	Pass
6	17810.297	56.91	20.71	74.0	-17.09	Peak	100.90	100	Vertical	Pass
6**	17810.297	46.55	20.71	54.0	-7.45	AV	100.90	100	Vertical	Pass

Test result

Project Number: Certification

Test Time: 2020-01-14_19.24.45

EUT Name: N.A

Test Engineer: LYT

Manufacturer: N.A

Test Standard: FCC

Model: N.A

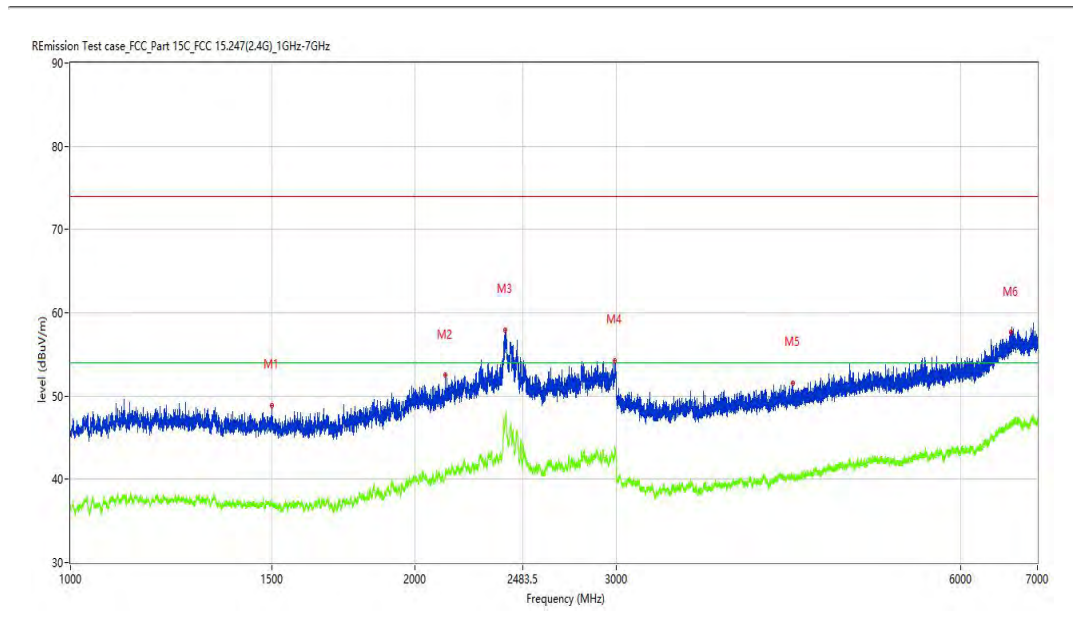
Work Addition: Normal

Temp.(oC): 20.9

Load: Full load

Hum.: 50

Remark: DR-RE01-E19110011-05#04



No.	Frequency (MHz)	Results (dBuV/m)	Factor (dB)	Limit (dBuV/m)	Over Limit (dB)	Detector	Table (Degree)	Height (cm)	Antenna	Verdict
1	1499.688	48.82	-5.21	74.0	-25.18	Peak	8.80	100	Horizontal	Pass
1**	1499.688	37.07	-5.21	54.0	-16.93	AV	8.80	100	Horizontal	Pass
2	2127.359	52.48	-1.06	74.0	-21.52	Peak	37.10	100	Horizontal	Pass
2**	2127.359	40.99	-1.06	54.0	-13.01	AV	37.10	100	Horizontal	Pass
3	2400.325	57.89	5.36	74.0	-16.11	Peak	0.00	100	Horizontal	Pass
3**	2400.325	47.73	5.36	54.0	-6.27	AV	0.00	100	Horizontal	Pass
4	2991.251	54.24	3.15	74.0	-19.76	Peak	184.90	100	Horizontal	Pass
4**	2991.251	43.98	3.15	54.0	-10.02	AV	184.90	100	Horizontal	Pass
5	4282.340	51.57	-0.04	74.0	-22.43	Peak	314.30	100	Horizontal	Pass
5**	4282.340	40.06	-0.04	54.0	-13.94	AV	314.30	100	Horizontal	Pass
6	6637.045	57.62	5.25	74.0	-16.38	Peak	323.30	100	Horizontal	Pass
6**	6637.045	46.64	5.25	54.0	-7.36	AV	323.30	100	Horizontal	Pass

Test result

Project Number: Certification

Test Time: 2020-01-14_20.02.09

EUT Name: N.A

Test Engineer: LYT

Manufacturer: N.A

Test Standard: FCC

Model: N.A

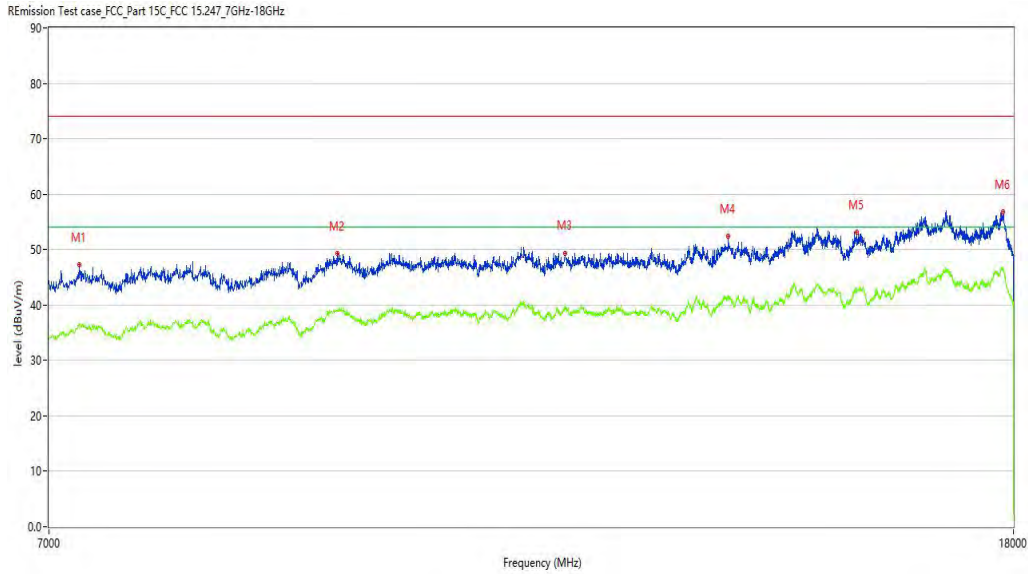
Work Addition: Normal

Temp.(oC): 20.9

Load: Full load

Hum.: 50

Remark: DR-RE01-E19110011-05#04



No.	Frequency (MHz)	Results (dBuV/m)	Factor (dB)	Limit (dBuV/m)	Over Limit (dB)	Detector	Table (Degree)	Height (cm)	Antenna	Verdict
1	7211.697	47.23	2.85	74.0	-26.77	Peak	350.50	100	Horizontal	Pass
1**	7211.697	36.74	2.85	54.0	-17.26	AV	350.50	100	Horizontal	Pass
2	9284.679	49.24	8.96	74.0	-24.76	Peak	157.40	100	Horizontal	Pass
2**	9284.679	38.98	8.96	54.0	-15.02	AV	157.40	100	Horizontal	Pass
3	11602.349	49.37	11.55	74.0	-24.63	Peak	224.80	100	Horizontal	Pass
3**	11602.349	39.81	11.55	54.0	-14.19	AV	224.80	100	Horizontal	Pass
4	13614.846	52.33	14.43	74.0	-21.67	Peak	323.40	100	Horizontal	Pass
4**	13614.846	41.26	14.43	54.0	-12.74	AV	323.40	100	Horizontal	Pass
5	15434.891	53.15	15.46	74.0	-20.85	Peak	184.60	100	Horizontal	Pass
5**	15434.891	42.31	15.46	54.0	-11.69	AV	184.60	100	Horizontal	Pass
6	17815.796	56.74	20.50	74.0	-17.26	Peak	247.50	100	Horizontal	Pass
6**	17815.796	46.28	20.50	54.0	-7.72	AV	247.50	100	Horizontal	Pass

Test result

Project Number: Certification

Test Time: 2020-01-14_18.22.23

EUT Name: N.A

Test Engineer: LYT

Manufacturer: N.A

Test Standard: FCC

Model: N.A

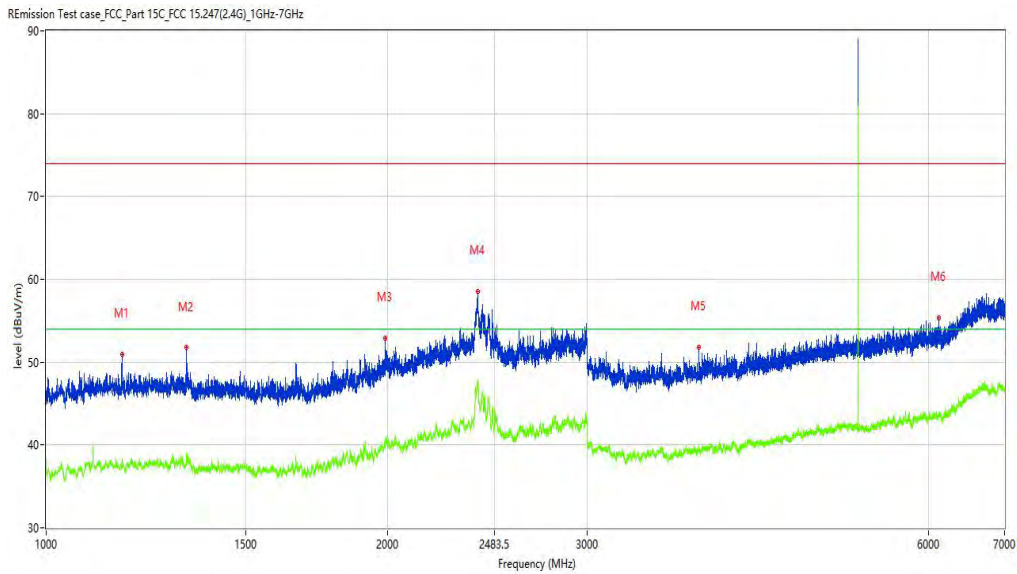
Work Addition: Normal

Temp.(oC): 20.9

Load: Full load

Hum.: 50

Remark: DR-RE01-E19110011-05#04



No.	Frequency (MHz)	Results (dBuV/m)	Factor (dB)	Limit (dBuV/m)	Over Limit (dB)	Detector	Table (Degree)	Height (cm)	Antenna	Verdict
1	1166.479	50.97	-4.29	74.0	-23.03	Peak	269.40	100	Vertical	Pass
1**	1166.479	38.45	-4.29	54.0	-15.55	AV	269.40	100	Vertical	Pass
2	1329.959	51.74	-4.75	74.0	-22.26	Peak	2.50	100	Vertical	Pass
2**	1329.959	39.06	-4.75	54.0	-14.94	AV	2.50	100	Vertical	Pass
3	1991.126	52.93	-2.58	74.0	-21.07	Peak	144.30	100	Vertical	Pass
3**	1991.126	40.60	-2.58	54.0	-13.40	AV	144.30	100	Vertical	Pass
4	2401.325	58.53	5.32	74.0	-15.47	Peak	334.50	100	Vertical	Pass
4**	2401.325	47.72	5.32	54.0	-6.28	AV	334.50	100	Vertical	Pass
5	3765.404	51.80	-0.74	74.0	-22.20	Peak	306.70	100	Vertical	Pass
5**	3765.404	39.46	-0.74	54.0	-14.54	AV	306.70	100	Vertical	Pass
6	6122.110	55.36	2.68	74.0	-18.64	Peak	127.00	100	Vertical	Pass
6**	6122.110	43.63	2.68	54.0	-10.37	AV	127.00	100	Vertical	Pass

Test result

Project Number: Certification

Test Time: 2020-01-14_20.43.29

EUT Name: N.A

Test Engineer: LYT

Manufacturer: N.A

Test Standard: FCC

Model: N.A

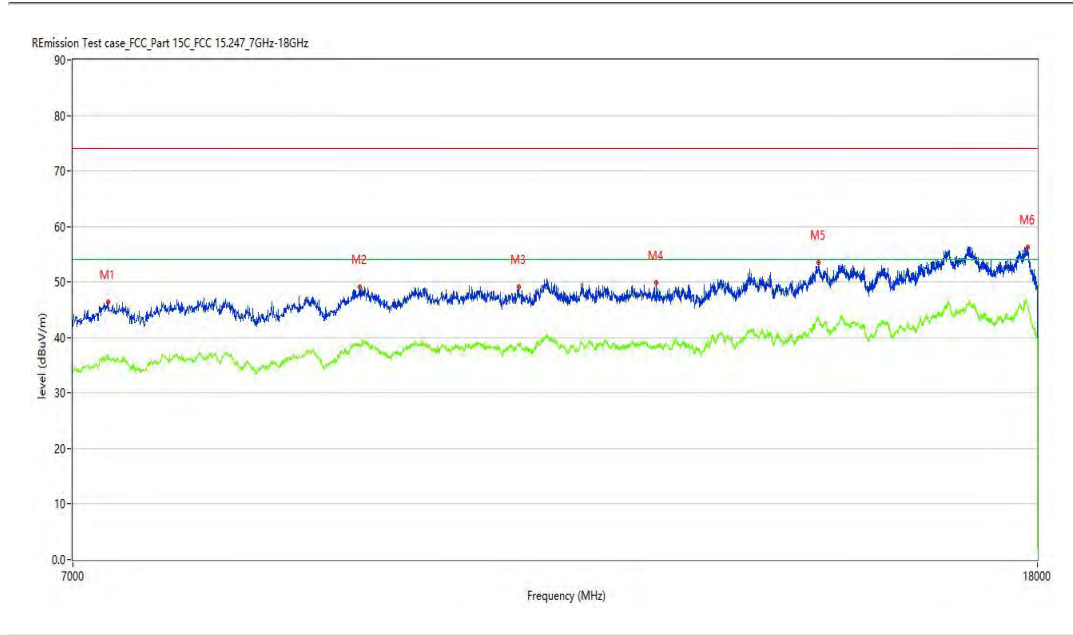
Work Addition: Normal

Temp.(oC): 20.9

Load: Full load

Hum.: 50

Remark: DR-RE01-E19110011-05#04



No.	Frequency (MHz)	Results (dBuV/m)	Factor (dB)	Limit (dBuV/m)	Over Limit (dB)	Detector	Table (Degree)	Height (cm)	Antenna	Verdict
1	7244.689	46.35	2.81	74.0	-27.65	Peak	358.60	100	Vertical	Pass
1**	7244.689	36.19	2.81	54.0	-17.81	AV	358.60	100	Vertical	Pass
2	9268.183	49.15	8.79	74.0	-24.85	Peak	277.60	100	Vertical	Pass
2**	9268.183	38.66	8.79	54.0	-15.34	AV	277.60	100	Vertical	Pass
3	10832.542	49.09	10.90	74.0	-24.91	Peak	114.70	100	Vertical	Pass
3**	10832.542	38.73	10.90	54.0	-15.27	AV	114.70	100	Vertical	Pass
4	12394.151	49.78	10.08	74.0	-24.22	Peak	224.40	100	Vertical	Pass
4**	12394.151	38.37	10.08	54.0	-15.63	AV	224.40	100	Vertical	Pass
5	14527.618	53.50	17.00	74.0	-20.50	Peak	0.00	100	Vertical	Pass
5**	14527.618	43.75	17.00	54.0	-10.25	AV	0.00	100	Vertical	Pass
6	17826.793	56.26	20.09	74.0	-17.74	Peak	78.20	100	Vertical	Pass
6**	17826.793	45.97	20.09	54.0	-8.03	AV	78.20	100	Vertical	Pass

Test result

Project Number: Certification

Test Time: 2020-01-14_19.46.25

EUT Name: N.A

Test Engineer: LYT

Manufacturer: N.A

Test Standard: FCC

Model: N.A

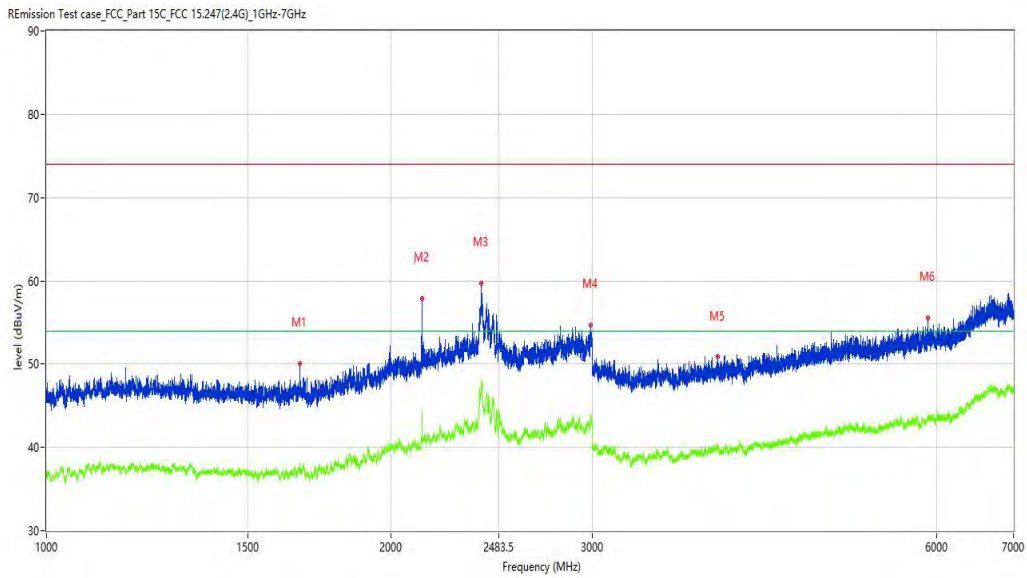
Work Addition: Normal

Temp.(oC): 20.9

Load: Full load

Hum.: 50

Remark: DR-RE01-E19110011-05#04



No.	Frequency (MHz)	Results (dBuV/m)	Factor (dB)	Limit (dBuV/m)	Over Limit (dB)	Detector	Table (Degree)	Height (cm)	Antenna	Verdict
1	1664.917	50.00	-4.98	74.0	-24.00	Peak	329.40	100	Horizontal	Pass
1**	1664.917	38.06	-4.98	54.0	-15.94	AV	329.40	100	Horizontal	Pass
2	2130.609	57.81	-1.13	74.0	-16.19	Peak	338.70	100	Horizontal	Pass
2**	2130.609	44.32	-1.13	54.0	-9.68	AV	338.70	100	Horizontal	Pass
3	2400.325	59.72	5.36	74.0	-14.28	Peak	6.00	100	Horizontal	Pass
3**	2400.325	48.03	5.36	54.0	-5.97	AV	6.00	100	Horizontal	Pass
4	2989.251	54.71	3.03	74.0	-19.29	Peak	43.20	100	Horizontal	Pass
4**	2989.251	43.21	3.03	54.0	-10.79	AV	43.20	100	Horizontal	Pass
5	3863.392	50.84	-0.49	74.0	-23.16	Peak	358.70	100	Horizontal	Pass
5**	3863.392	39.93	-0.49	54.0	-14.07	AV	358.70	100	Horizontal	Pass
6	5892.638	55.52	2.16	74.0	-18.48	Peak	0.00	100	Horizontal	Pass
6**	5892.638	43.40	2.16	54.0	-10.60	AV	0.00	100	Horizontal	Pass

Test result

Project Number: Certification

Test Time: 2020-01-14_20.15.13

EUT Name: N.A

Test Engineer: LYT

Manufacturer: N.A

Test Standard: FCC

Model: N.A

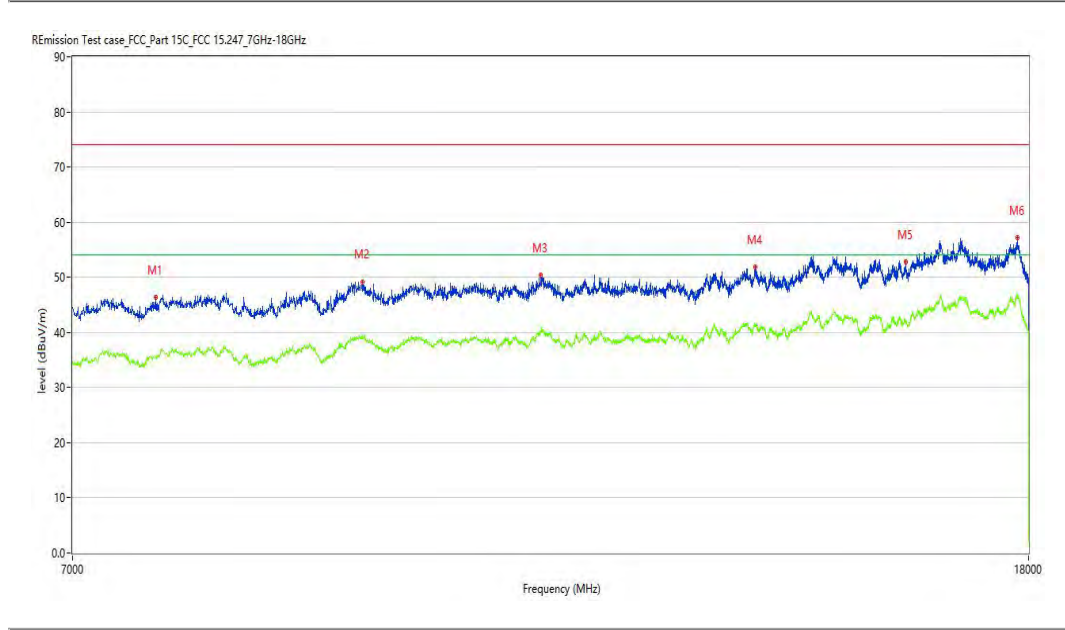
Work Addition: Normal

Temp.(oC): 20.9

Load: Full load

Hum.: 50

Remark: DR-RE01-E19110011-05#04



No.	Frequency (MHz)	Results (dBuV/m)	Factor (dB)	Limit (dBuV/m)	Over Limit (dB)	Detector	Table (Degree)	Height (cm)	Antenna	Verdict
1	7602.099	46.34	3.74	74.0	-27.66	Peak	308.50	100	Horizontal	Pass
1**	7602.099	35.58	3.74	54.0	-18.42	AV	308.50	100	Horizontal	Pass
2	9317.671	49.22	9.36	74.0	-24.78	Peak	154.10	100	Horizontal	Pass
2**	9317.671	38.90	9.36	54.0	-15.10	AV	154.10	100	Horizontal	Pass
3	11118.470	50.44	10.68	74.0	-23.56	Peak	23.00	100	Horizontal	Pass
3**	11118.470	40.03	10.68	54.0	-13.97	AV	23.00	100	Horizontal	Pass
4	13741.315	51.82	13.61	74.0	-22.18	Peak	27.90	100	Horizontal	Pass
4**	13741.315	41.46	13.61	54.0	-12.54	AV	27.90	100	Horizontal	Pass
5	15946.263	52.82	16.12	74.0	-21.18	Peak	303.70	100	Horizontal	Pass
5**	15946.263	41.89	16.12	54.0	-12.11	AV	303.70	100	Horizontal	Pass
6	17804.799	57.21	20.92	74.0	-16.79	Peak	45.70	100	Horizontal	Pass
6**	17804.799	46.53	20.92	54.0	-7.47	AV	45.70	100	Horizontal	Pass

Test result

Project Number: Certification

Test Time: 2020-01-14_18.44.44

EUT Name: N.A

Test Engineer: LYT

Manufacturer: N.A

Test Standard: FCC

Model: N.A

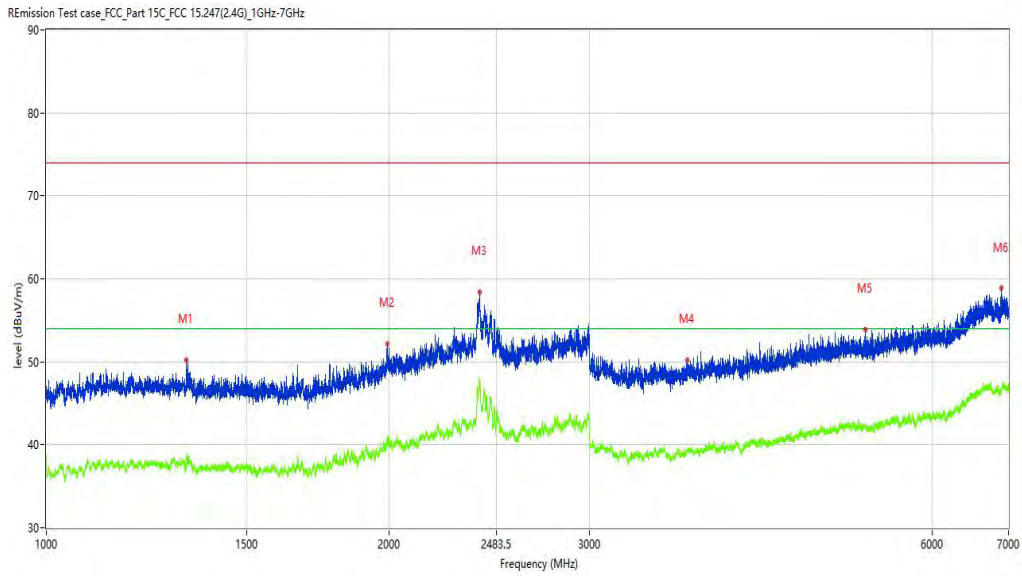
Work Addition: Normal

Temp.(oC): 20.9

Load: Full load

Hum.: 50

Remark: DR-RE01-E19110011-05#04



No.	Frequency (MHz)	Results (dBuV/m)	Factor (dB)	Limit (dBuV/m)	Over Limit (dB)	Detector	Table (Degree)	Height (cm)	Antenna	Verdict
1	1327.959	50.23	-4.94	74.0	-23.77	Peak	357.90	100	Vertical	Pass
1**	1327.959	38.80	-4.94	54.0	-15.20	AV	357.90	100	Vertical	Pass
2	1994.626	52.17	-2.65	74.0	-21.83	Peak	264.30	100	Vertical	Pass
2**	1994.626	40.15	-2.65	54.0	-13.85	AV	264.30	100	Vertical	Pass
3	2400.825	58.45	5.34	74.0	-15.55	Peak	292.20	100	Vertical	Pass
3**	2400.825	47.76	5.34	54.0	-6.24	AV	292.20	100	Vertical	Pass
4	3656.418	50.23	-0.83	74.0	-23.77	Peak	360.00	100	Vertical	Pass
4**	3656.418	39.23	-0.83	54.0	-14.77	AV	360.00	100	Vertical	Pass
5	5244.719	53.91	1.57	74.0	-20.09	Peak	90.70	100	Vertical	Pass
5**	5244.719	42.10	1.57	54.0	-11.90	AV	90.70	100	Vertical	Pass
6	6894.013	58.85	5.74	74.0	-15.15	Peak	196.70	100	Vertical	Pass
6**	6894.013	46.67	5.74	54.0	-7.33	AV	196.70	100	Vertical	Pass

Test result

Project Number: Certification

Test Time: 2020-01-15_09.26.02

EUT Name: N.A

Test Engineer: LYT

Manufacturer: N.A

Test Standard: FCC

Model: N.A

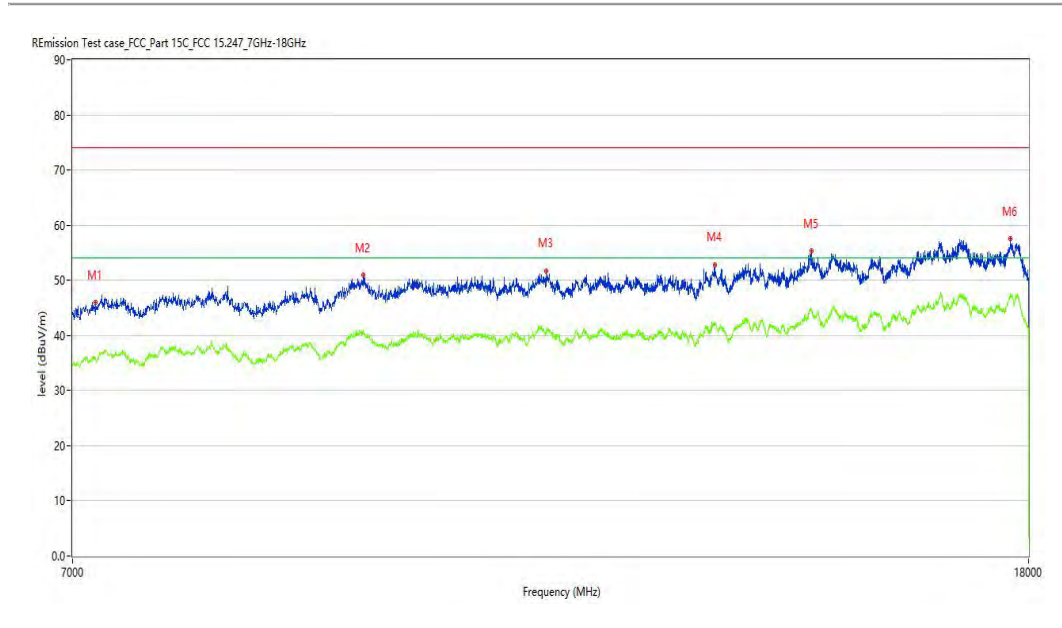
Work Addition: Normal

Temp.(oC): 20.9

Load: Full load

Hum.: 50

Remark: DR-RE01-E19110011-05#04



No.	Frequency (MHz)	Results (dBuV/m)	Factor (dB)	Limit (dBuV/m)	Over Limit (dB)	Detector	Table (Degree)	Height (cm)	Antenna	Verdict
1	7162.209	45.99	2.54	74.0	-28.01	Peak	207.50	100	Vertical	Pass
1**	7162.209	35.60	2.54	54.0	-18.40	AV	207.50	100	Vertical	Pass
2	9328.668	50.94	9.52	74.0	-23.06	Peak	211.90	100	Vertical	Pass
2**	9328.668	40.27	9.52	54.0	-13.73	AV	211.90	100	Vertical	Pass
3	11173.457	51.76	10.77	74.0	-22.24	Peak	338.10	100	Vertical	Pass
3**	11173.457	40.38	10.77	54.0	-13.62	AV	338.10	100	Vertical	Pass
4	13205.199	52.84	12.37	74.0	-21.16	Peak	26.60	100	Vertical	Pass
4**	13205.199	42.35	12.37	54.0	-11.65	AV	26.60	100	Vertical	Pass
5	14524.869	55.29	17.01	74.0	-18.71	Peak	161.70	100	Vertical	Pass
5**	14524.869	44.88	17.01	54.0	-9.12	AV	161.70	100	Vertical	Pass
6	17675.581	57.57	21.66	74.0	-16.43	Peak	225.70	100	Vertical	Pass
6**	17675.581	46.91	21.66	54.0	-7.09	AV	225.70	100	Vertical	Pass

Test result

Project Number: Certification

Test Time: 2020-01-14_19.08.45

EUT Name: N.A

Test Engineer: LYT

Manufacturer: N.A

Test Standard: FCC

Model: N.A

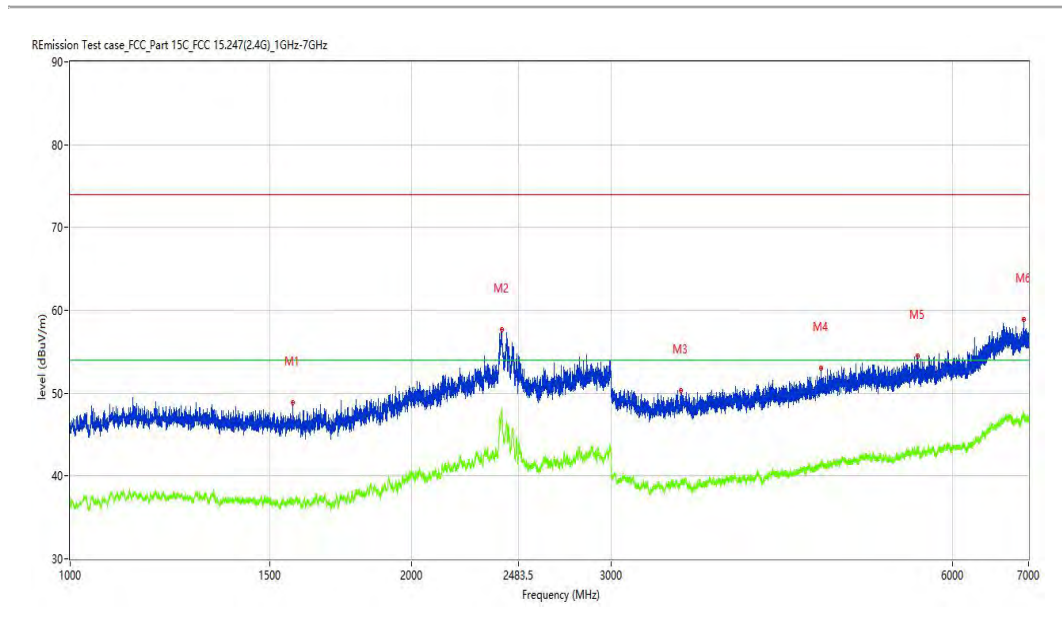
Work Addition: Normal

Temp.(oC): 20.9

Load: Full load

Hum.: 50

Remark: DR-RE01-E19110011-05#04



No.	Frequency (MHz)	Results (dBuV/m)	Factor (dB)	Limit (dBuV/m)	Over Limit (dB)	Detector	Table (Degree)	Height (cm)	Antenna	Verdict
1	1571.929	48.89	-5.41	74.0	-25.11	Peak	317.10	100	Horizontal	Pass
1**	1571.929	36.95	-5.41	54.0	-17.05	AV	317.10	100	Horizontal	Pass
2	2400.575	57.63	5.35	74.0	-16.37	Peak	154.30	100	Horizontal	Pass
2**	2400.575	47.68	5.35	54.0	-6.32	AV	154.30	100	Horizontal	Pass
3	3456.943	50.36	-1.33	74.0	-23.64	Peak	31.20	100	Horizontal	Pass
3**	3456.943	39.24	-1.33	54.0	-14.76	AV	31.20	100	Horizontal	Pass
4	4595.801	53.01	0.86	74.0	-20.99	Peak	26.70	100	Horizontal	Pass
4**	4595.801	41.36	0.86	54.0	-12.64	AV	26.70	100	Horizontal	Pass
5	5584.677	54.54	2.01	74.0	-19.46	Peak	69.10	100	Horizontal	Pass
5**	5584.677	43.04	2.01	54.0	-10.96	AV	69.10	100	Horizontal	Pass
6	6932.508	58.91	5.71	74.0	-15.09	Peak	0.70	100	Horizontal	Pass
6**	6932.508	47.07	5.71	54.0	-6.93	AV	0.70	100	Horizontal	Pass

Test result

Project Number: Certification

Test Time: 2020-01-14_19.56.01

EUT Name: N.A

Test Engineer: LYT

Manufacturer: N.A

Test Standard: FCC

Model: N.A

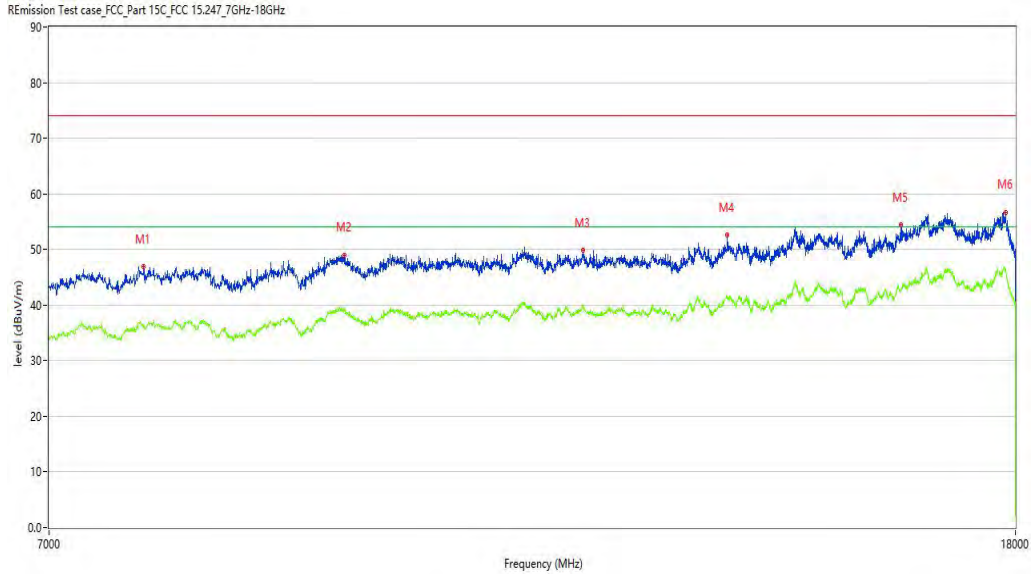
Work Addition: Normal

Temp.(oC): 20.9

Load: Full load

Hum.: 50

Remark: DR-RE01-E19110011-05#04



No.	Frequency (MHz)	Results (dBuV/m)	Factor (dB)	Limit (dBuV/m)	Over Limit (dB)	Detector	Table (Degree)	Height (cm)	Antenna	Verdict
1	7679.080	46.91	4.57	74.0	-27.09	Peak	157.00	100	Horizontal	Pass
1**	7679.080	36.28	4.57	54.0	-17.72	AV	157.00	100	Horizontal	Pass
2	9339.665	49.02	9.67	74.0	-24.98	Peak	263.90	100	Horizontal	Pass
2**	9339.665	39.15	9.67	54.0	-14.85	AV	263.90	100	Horizontal	Pass
3	11800.300	49.78	10.62	74.0	-24.22	Peak	98.90	100	Horizontal	Pass
3**	11800.300	39.88	10.62	54.0	-14.12	AV	98.90	100	Horizontal	Pass
4	13584.604	52.58	14.49	74.0	-21.42	Peak	341.30	100	Horizontal	Pass
4**	13584.604	41.59	14.49	54.0	-12.41	AV	341.30	100	Horizontal	Pass
5	16089.228	54.42	16.67	74.0	-19.58	Peak	354.30	100	Horizontal	Pass
5**	16089.228	42.46	16.67	54.0	-11.54	AV	354.30	100	Horizontal	Pass
6	17832.292	56.71	19.88	74.0	-17.29	Peak	263.90	100	Horizontal	Pass
6**	17832.292	46.51	19.88	54.0	-7.49	AV	263.90	100	Horizontal	Pass

WiFi2.4G-N-Low channel-Vertical-TX

Test result

Project Number: Certification

Test Time: 2020-01-14_18.06.54

EUT Name: N.A

Test Engineer: LYT

Manufacturer: N.A

Test Standard: FCC

Model: N.A

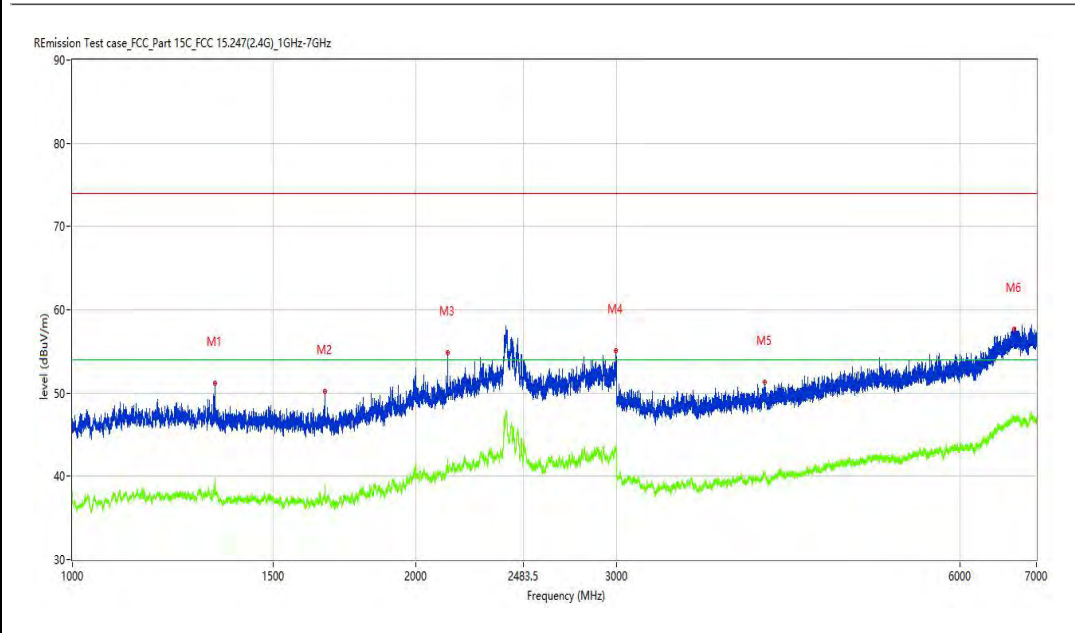
Work Addition: Normal

Temp.(oC): 20.9

Load: Full load

Hum.: 50

Remark: DR-RE01-E19110011-05#04



No.	Frequency (MHz)	Results (dBuV/m)	Factor (dB)	Limit (dBuV/m)	Over Limit (dB)	Detector	Table (Degree)	Height (cm)	Antenna	Verdict
1	1332.708	51.19	-4.45	74.0	-22.81	Peak	0.00	100	Vertical	Pass
1**	1332.708	39.77	-4.45	54.0	-14.23	AV	0.00	100	Vertical	Pass
2	1665.167	50.22	-5.01	74.0	-23.78	Peak	339.50	100	Vertical	Pass
2**	1665.167	39.01	-5.01	54.0	-14.99	AV	339.50	100	Vertical	Pass
3	2132.608	54.91	-1.24	74.0	-19.09	Peak	186.90	100	Vertical	Pass
3**	2132.608	42.14	-1.24	54.0	-11.86	AV	186.90	100	Vertical	Pass
4	2994.001	55.14	2.85	74.0	-18.86	Peak	360.00	100	Vertical	Pass
4**	2994.001	43.38	2.85	54.0	-10.62	AV	360.00	100	Vertical	Pass
5	4043.370	51.27	-0.10	74.0	-22.73	Peak	57.60	100	Vertical	Pass
5**	4043.370	40.18	-0.10	54.0	-13.82	AV	57.60	100	Vertical	Pass
6	6691.539	57.67	5.87	74.0	-16.33	Peak	360.00	100	Vertical	Pass
6**	6691.539	46.78	5.87	54.0	-7.22	AV	360.00	100	Vertical	Pass

Test result

Project Number: Certification

Test Time: 2020-01-14_20.33.43

EUT Name: N.A

Test Engineer: LYT

Manufacturer: N.A

Test Standard: FCC

Model: N.A

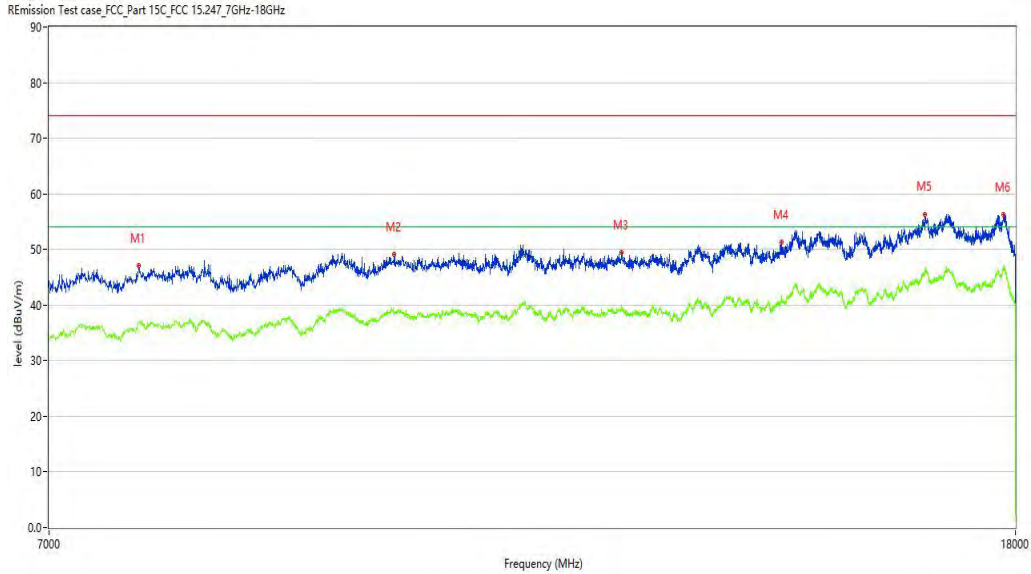
Work Addition: Normal

Temp.(oC): 20.9

Load: Full load

Hum.: 50

Remark: DR-RE01-E19110011-05#04



No.	Frequency (MHz)	Results (dBuV/m)	Factor (dB)	Limit (dBuV/m)	Over Limit (dB)	Detector	Table (Degree)	Height (cm)	Antenna	Verdict
1	7643.339	47.07	4.58	74.0	-26.93	Peak	73.70	100	Vertical	Pass
1**	7643.339	37.00	4.58	54.0	-17.00	AV	73.70	100	Vertical	Pass
2	9809.798	49.06	9.59	74.0	-24.94	Peak	129.20	100	Vertical	Pass
2**	9809.798	38.70	9.59	54.0	-15.30	AV	129.20	100	Vertical	Pass
3	12248.438	49.49	11.10	74.0	-24.51	Peak	176.80	100	Vertical	Pass
3**	12248.438	39.27	11.10	54.0	-14.73	AV	176.80	100	Vertical	Pass
4	14326.918	51.26	14.72	74.0	-22.74	Peak	308.20	100	Vertical	Pass
4**	14326.918	40.69	14.72	54.0	-13.31	AV	308.20	100	Vertical	Pass
5	16482.379	56.23	20.46	74.0	-17.77	Peak	233.80	100	Vertical	Pass
5**	16482.379	45.50	20.46	54.0	-8.50	AV	233.80	100	Vertical	Pass
6	17793.802	56.26	21.13	74.0	-17.74	Peak	269.50	100	Vertical	Pass
6**	17793.802	46.62	21.13	54.0	-7.38	AV	269.50	100	Vertical	Pass

Test result

Project Number: Certification

Test Time: 2020-01-14_19.28.51

EUT Name: N.A

Test Engineer: LYT

Manufacturer: N.A

Test Standard: FCC

Model: N.A

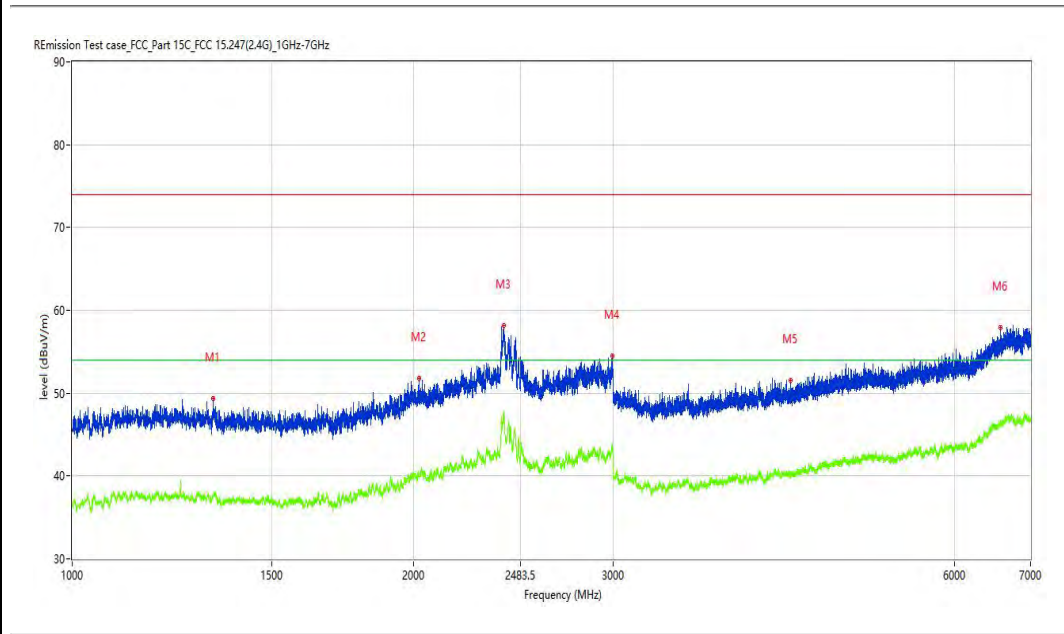
Work Addition: Normal

Temp.(oC): 20.9

Load: Full load

Hum.: 50

Remark: DR-RE01-E19110011-05#04



No.	Frequency (MHz)	Results (dBuV/m)	Factor (dB)	Limit (dBuV/m)	Over Limit (dB)	Detector	Table (Degree)	Height (cm)	Antenna	Verdict
1	1330.459	49.31	-4.69	74.0	-24.69	Peak	360.00	100	Horizontal	Pass
1**	1330.459	37.67	-4.69	54.0	-16.33	AV	360.00	100	Horizontal	Pass
2	2022.872	51.81	-2.26	74.0	-22.19	Peak	251.30	100	Horizontal	Pass
2**	2022.872	39.83	-2.26	54.0	-14.17	AV	251.30	100	Horizontal	Pass
3	2403.825	58.19	5.22	74.0	-15.81	Peak	348.00	100	Horizontal	Pass
3**	2403.825	46.82	5.22	54.0	-7.18	AV	348.00	100	Horizontal	Pass
4	2996.250	54.55	2.45	74.0	-19.45	Peak	214.00	100	Horizontal	Pass
4**	2996.250	43.11	2.45	54.0	-10.89	AV	214.00	100	Horizontal	Pass
5	4302.837	51.61	-0.03	74.0	-22.39	Peak	306.50	100	Horizontal	Pass
5**	4302.837	40.05	-0.03	54.0	-13.95	AV	306.50	100	Horizontal	Pass
6	6584.552	57.94	4.83	74.0	-16.06	Peak	8.50	100	Horizontal	Pass
6**	6584.552	46.19	4.83	54.0	-7.81	AV	8.50	100	Horizontal	Pass

Test result

Project Number: Certification

Test Time: 2020-01-14_20.03.30

EUT Name: N.A

Test Engineer: LYT

Manufacturer: N.A

Test Standard: FCC

Model: N.A

Work Addition: Normal

Temp.(oC): 20.9

Load: Full load

Hum.: 50

Remark: DR-RE01-E19110011-05#04



No.	Frequency (MHz)	Results (dBuV/m)	Factor (dB)	Limit (dBuV/m)	Over Limit (dB)	Detector	Table (Degree)	Height (cm)	Antenna	Verdict
1	7252.937	46.81	2.81	74.0	-27.19	Peak	263.60	100	Horizontal	Pass
1**	7252.937	36.38	2.81	54.0	-17.62	AV	263.60	100	Horizontal	Pass
2	8836.541	49.34	7.35	74.0	-24.66	Peak	74.20	100	Horizontal	Pass
2**	8836.541	37.42	7.35	54.0	-16.58	AV	74.20	100	Horizontal	Pass
3	11154.211	51.00	10.82	74.0	-23.00	Peak	74.20	100	Horizontal	Pass
3**	11154.211	40.23	10.82	54.0	-13.77	AV	74.20	100	Horizontal	Pass
4	13584.604	52.31	14.49	74.0	-21.69	Peak	82.70	100	Horizontal	Pass
4**	13584.604	41.82	14.49	54.0	-12.18	AV	82.70	100	Horizontal	Pass
5	15456.886	52.89	15.29	74.0	-21.11	Peak	31.70	100	Horizontal	Pass
5**	15456.886	42.90	15.29	54.0	-11.10	AV	31.70	100	Horizontal	Pass
6	17791.052	56.76	21.14	74.0	-17.24	Peak	341.70	100	Horizontal	Pass
6**	17791.052	46.80	21.14	54.0	-7.20	AV	341.70	100	Horizontal	Pass

Test result

Project Number: Certification

Test Time: 2020-01-14_18.26.01

EUT Name: N.A

Test Engineer: LYT

Manufacturer: N.A

Test Standard: FCC

Model: N.A

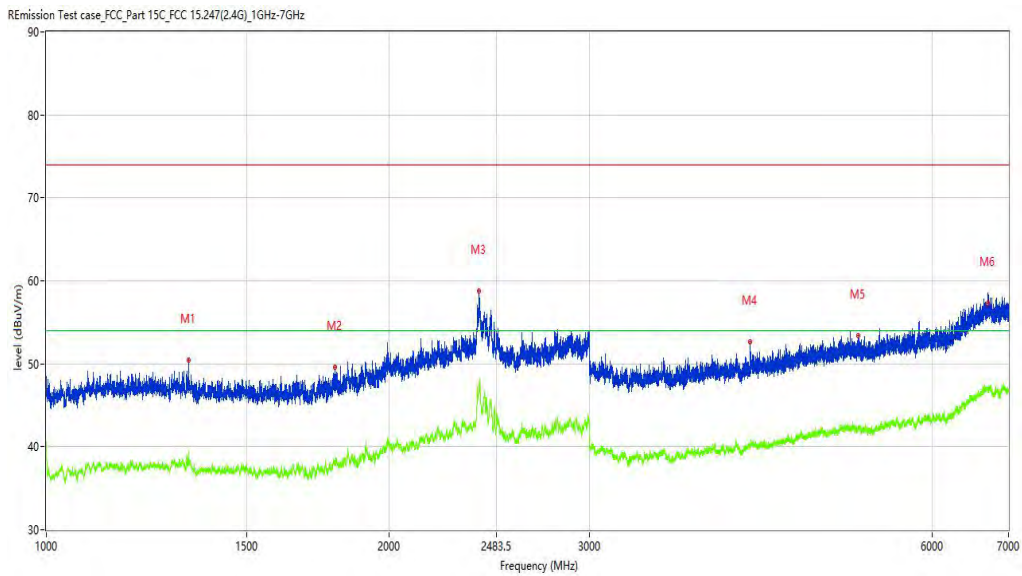
Work Addition: Normal

Temp.(oC): 20.9

Load: Full load

Hum.: 50

Remark: DR-RE01-E19110011-05#04



No.	Frequency (MHz)	Results (dBuV/m)	Factor (dB)	Limit (dBuV/m)	Over Limit (dB)	Detector	Table (Degree)	Height (cm)	Antenna	Verdict
1	1332.958	50.41	-4.42	74.0	-23.59	Peak	352.80	100	Vertical	Pass
1**	1332.958	39.43	-4.42	54.0	-14.57	AV	352.80	100	Vertical	Pass
2	1794.151	49.59	-4.56	74.0	-24.41	Peak	306.30	100	Vertical	Pass
2**	1794.151	38.03	-4.56	54.0	-15.97	AV	306.30	100	Vertical	Pass
3	2399.575	58.79	5.39	74.0	-15.21	Peak	77.80	100	Vertical	Pass
3**	2399.575	47.54	5.39	54.0	-6.46	AV	77.80	100	Vertical	Pass
4	4153.356	52.71	-0.04	74.0	-21.29	Peak	45.50	100	Vertical	Pass
4**	4153.356	39.84	-0.04	54.0	-14.16	AV	45.50	100	Vertical	Pass
5	5162.730	53.43	1.70	74.0	-20.57	Peak	4.30	100	Vertical	Pass
5**	5162.730	41.89	1.70	54.0	-12.11	AV	4.30	100	Vertical	Pass
6	6714.036	57.28	5.89	74.0	-16.72	Peak	64.10	100	Vertical	Pass
6**	6714.036	46.86	5.89	54.0	-7.14	AV	64.10	100	Vertical	Pass

Test result

Project Number: Certification

Test Time: 2020-01-14_20.45.47

EUT Name: N.A

Test Engineer: LYT

Manufacturer: N.A

Test Standard: FCC

Model: N.A

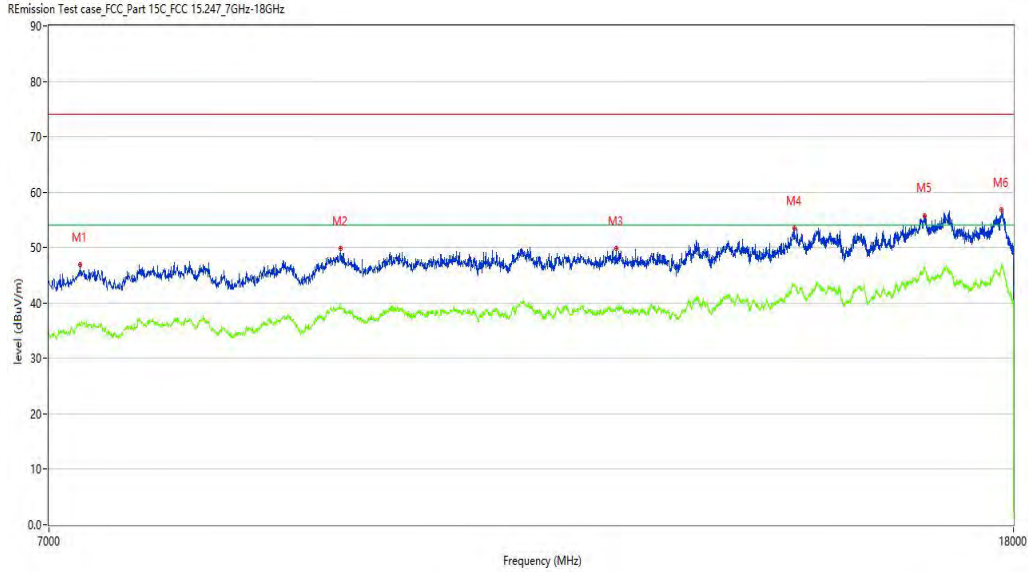
Work Addition: Normal

Temp.(oC): 20.9

Load: Full load

Hum.: 50

Remark: DR-RE01-E19110011-05#04



No.	Frequency (MHz)	Results (dBuV/m)	Factor (dB)	Limit (dBuV/m)	Over Limit (dB)	Detector	Table (Degree)	Height (cm)	Antenna	Verdict
1	7159.460	44.24	2.52	74.0	-29.76	Peak	146.60	100	Vertical	Pass
1**	7159.460	35.15	2.52	54.0	-18.85	AV	146.60	100	Vertical	Pass
2	9314.921	49.88	9.32	74.0	-24.12	Peak	321.90	100	Vertical	Pass
2**	9314.921	39.19	9.32	54.0	-14.81	AV	321.90	100	Vertical	Pass
3	12196.201	49.80	10.83	74.0	-24.20	Peak	344.60	100	Vertical	Pass
3**	12196.201	39.16	10.83	54.0	-14.84	AV	344.60	100	Vertical	Pass
4	14524.869	53.56	17.01	74.0	-20.44	Peak	214.00	100	Vertical	Pass
4**	14524.869	43.31	17.01	54.0	-10.69	AV	214.00	100	Vertical	Pass
5	16507.123	55.81	20.53	74.0	-18.19	Peak	48.40	100	Vertical	Pass
5**	16507.123	45.89	20.53	54.0	-8.11	AV	48.40	100	Vertical	Pass
6	17791.052	56.76	21.14	74.0	-17.24	Peak	151.10	100	Vertical	Pass
6**	17791.052	46.40	21.14	54.0	-7.60	AV	151.10	100	Vertical	Pass

Test result

Project Number: Certification

Test Time: 2020-01-14_18:52.35

EUT Name: N.A

Test Engineer: LYT

Manufacturer: N.A

Test Standard: FCC

Model: N.A

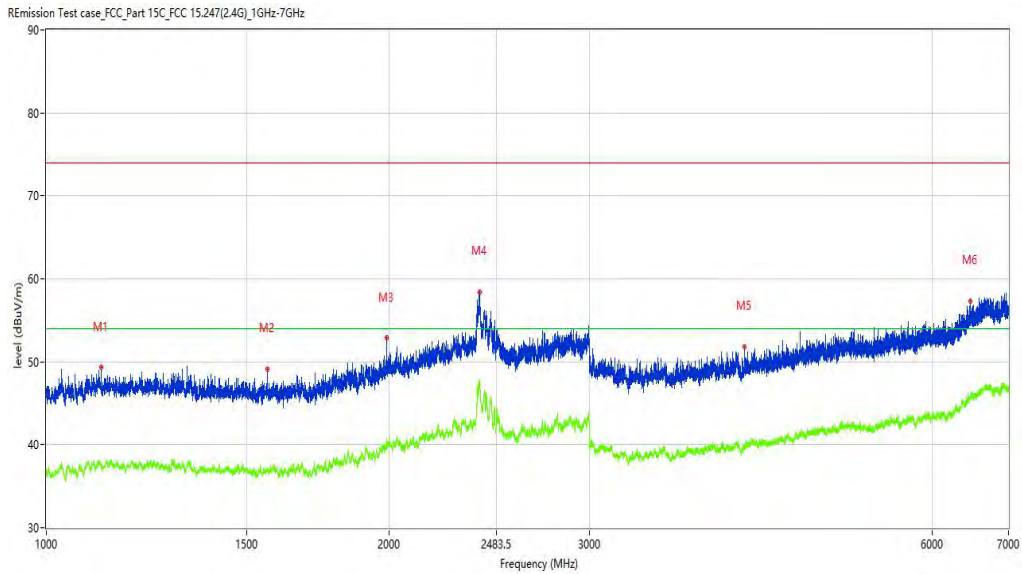
Work Addition: Normal

Temp.(oC): 20.9

Load: Full load

Hum.: 50

Remark: DR-RE01-E19110011-05#04



No.	Frequency (MHz)	Results (dBuV/m)	Factor (dB)	Limit (dBuV/m)	Over Limit (dB)	Detector	Table (Degree)	Height (cm)	Antenna	Verdict
1	1116.985	49.30	-4.24	74.0	-24.70	Peak	12.80	100	Horizontal	Pass
1**	1116.985	37.26	-4.24	54.0	-16.74	AV	12.80	100	Horizontal	Pass
2	1563.930	49.16	-5.29	74.0	-24.84	Peak	232.30	100	Horizontal	Pass
2**	1563.930	36.90	-5.29	54.0	-17.10	AV	232.30	100	Horizontal	Pass
3	1991.126	52.86	-2.58	74.0	-21.14	Peak	125.50	100	Horizontal	Pass
3**	1991.126	40.10	-2.58	54.0	-13.90	AV	125.50	100	Horizontal	Pass
4	2403.075	58.46	5.25	74.0	-15.54	Peak	283.30	100	Horizontal	Pass
4**	2403.075	47.05	5.25	54.0	-6.95	AV	283.30	100	Horizontal	Pass
5	4106.362	51.74	-0.04	74.0	-22.26	Peak	0.70	100	Horizontal	Pass
5**	4106.362	39.66	-0.04	54.0	-14.34	AV	0.70	100	Horizontal	Pass
6	6482.065	57.25	4.69	74.0	-16.75	Peak	213.80	100	Horizontal	Pass
6**	6482.065	45.96	4.69	54.0	-8.04	AV	213.80	100	Horizontal	Pass

Test result

Project Number: Certification

Test Time: 2020-01-14_20.18.16

EUT Name: N.A

Test Engineer: LYT

Manufacturer: N.A

Test Standard: FCC

Model: N.A

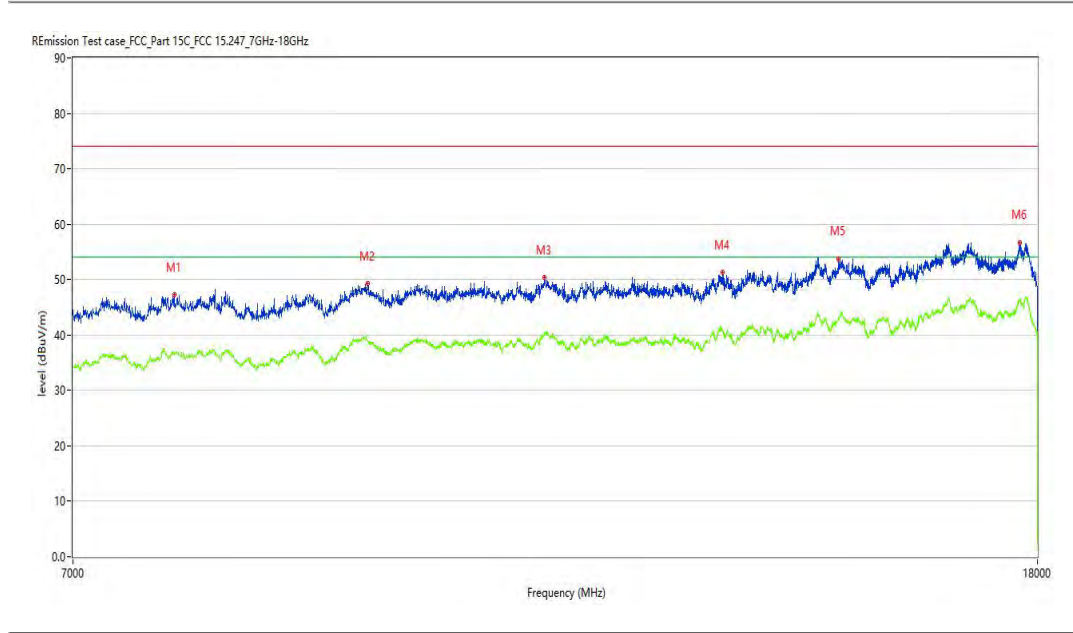
Work Addition: Normal

Temp.(oC): 20.9

Load: Full load

Hum.: 50

Remark: DR-RE01-E19110011-05#04



No.	Frequency (MHz)	Results (dBuV/m)	Factor (dB)	Limit (dBuV/m)	Over Limit (dB)	Detector	Table (Degree)	Height (cm)	Antenna	Verdict
1	7731.317	47.23	4.71	74.0	-26.77	Peak	3.80	100	Horizontal	Pass
1**	7731.317	36.84	4.71	54.0	-17.16	AV	3.80	100	Horizontal	Pass
2	9339.665	49.22	9.67	74.0	-24.78	Peak	138.40	100	Horizontal	Pass
2**	9339.665	38.94	9.67	54.0	-15.06	AV	138.40	100	Horizontal	Pass
3	11110.222	50.41	10.64	74.0	-23.59	Peak	15.70	100	Horizontal	Pass
3**	11110.222	40.28	10.64	54.0	-13.72	AV	15.70	100	Horizontal	Pass
4	13227.193	51.29	12.35	74.0	-22.71	Peak	350.80	100	Horizontal	Pass
4**	13227.193	40.53	12.35	54.0	-13.47	AV	350.80	100	Horizontal	Pass
5	14810.797	53.76	17.78	74.0	-20.24	Peak	161.80	100	Horizontal	Pass
5**	14810.797	42.64	17.78	54.0	-11.36	AV	161.80	100	Horizontal	Pass
6	17694.826	56.70	22.16	74.0	-17.30	Peak	360.00	100	Horizontal	Pass
6**	17694.826	46.17	22.16	54.0	-7.83	AV	360.00	100	Horizontal	Pass

Test result

Project Number: Certification

Test Time: 2020-01-14_18.48.58

EUT Name: N.A

Test Engineer: LYT

Manufacturer: N.A

Test Standard: FCC

Model: N.A

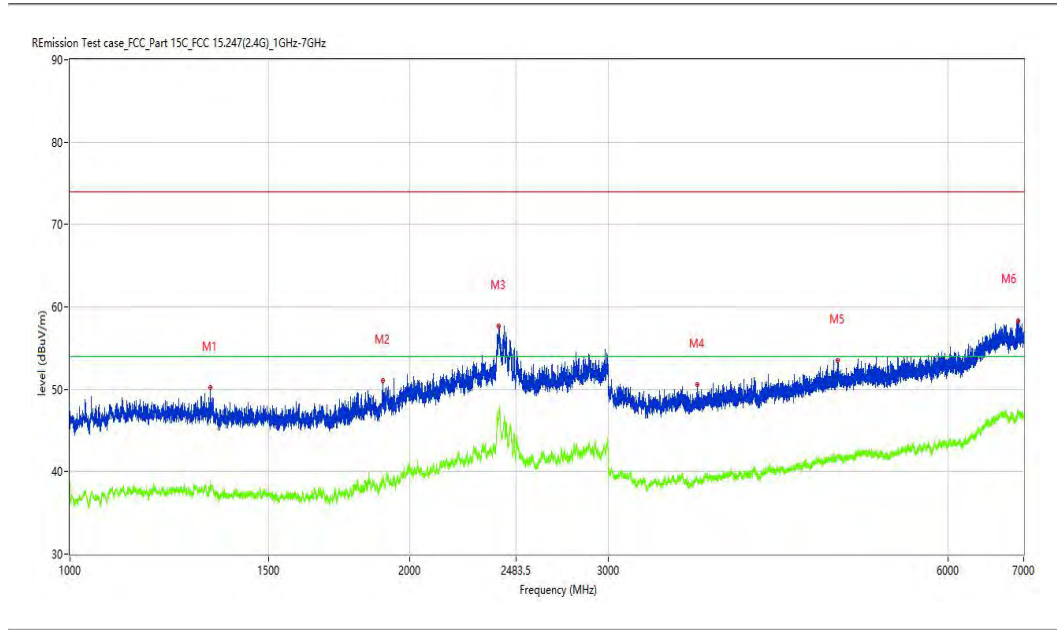
Work Addition: Normal

Temp.(oC): 20.9

Load: Full load

Hum.: 50

Remark: DR-RE01-E19110011-05#04



No.	Frequency (MHz)	Results (dBuV/m)	Factor (dB)	Limit (dBuV/m)	Over Limit (dB)	Detector	Table (Degree)	Height (cm)	Antenna	Verdict
1	1331.209	50.19	-4.61	74.0	-23.81	Peak	353.20	100	Vertical	Pass
1**	1331.209	37.80	-4.61	54.0	-16.20	AV	353.20	100	Vertical	Pass
2	1892.888	51.10	-3.28	74.0	-22.90	Peak	359.50	100	Vertical	Pass
2**	1892.888	39.72	-3.28	54.0	-14.28	AV	359.50	100	Vertical	Pass
3	2399.575	57.67	5.39	74.0	-16.33	Peak	228.90	100	Vertical	Pass
3**	2399.575	47.30	5.39	54.0	-6.70	AV	228.90	100	Vertical	Pass
4	3594.926	50.55	-0.96	74.0	-23.45	Peak	253.30	100	Vertical	Pass
4**	3594.926	39.21	-0.96	54.0	-14.79	AV	253.30	100	Vertical	Pass
5	4787.777	53.48	1.05	74.0	-20.52	Peak	1.20	100	Vertical	Pass
5**	4787.777	42.04	1.05	54.0	-11.96	AV	1.20	100	Vertical	Pass
6	6919.510	58.35	5.73	74.0	-15.65	Peak	87.00	100	Vertical	Pass
6**	6919.510	47.11	5.73	54.0	-6.89	AV	87.00	100	Vertical	Pass

Test result

Project Number: Certification

Test Time: 2020-01-15_09.27.41

EUT Name: N.A

Test Engineer: LYT

Manufacturer: N.A

Test Standard: FCC

Model: N.A

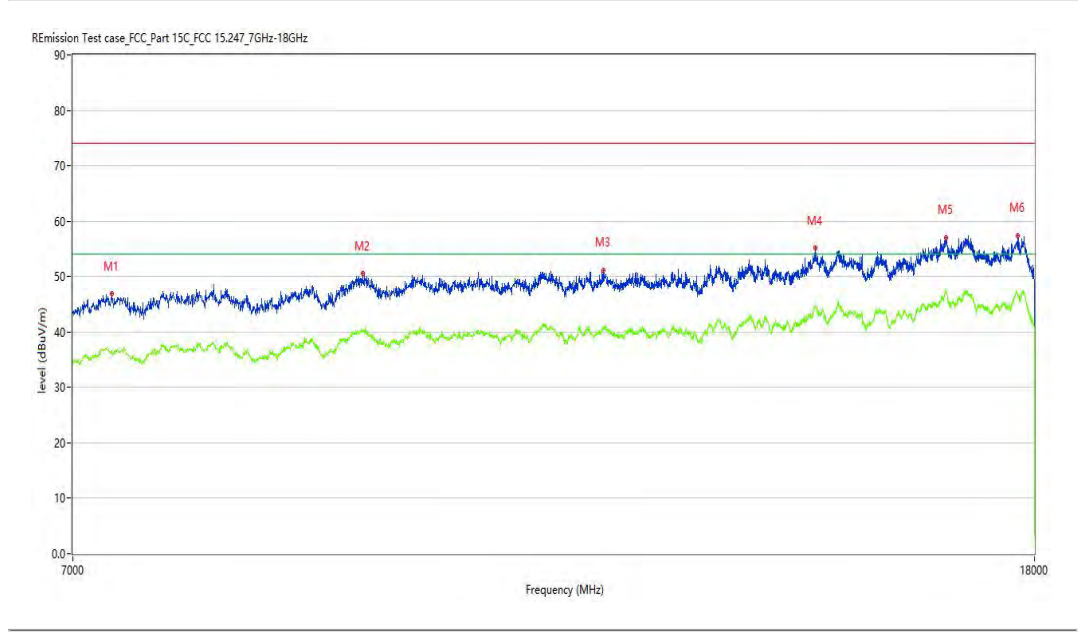
Work Addition: Normal

Temp.(oC): 20.9

Load: Full load

Hum.: 50

Remark: DR-RE01-E19110011-05#04



No.	Frequency (MHz)	Results (dBuV/m)	Factor (dB)	Limit (dBuV/m)	Over Limit (dB)	Detector	Table (Degree)	Height (cm)	Antenna	Verdict
1	7272.182	46.93	2.87	74.0	-27.07	Peak	251.30	100	Vertical	Pass
1**	7272.182	36.66	2.87	54.0	-17.34	AV	251.30	100	Vertical	Pass
2	9306.673	50.60	9.20	74.0	-23.40	Peak	57.00	100	Vertical	Pass
2**	9306.673	40.16	9.20	54.0	-13.84	AV	57.00	100	Vertical	Pass
3	11786.553	51.22	10.58	74.0	-22.78	Peak	16.40	100	Vertical	Pass
3**	11786.553	40.89	10.58	54.0	-13.11	AV	16.40	100	Vertical	Pass
4	14516.621	55.11	17.04	74.0	-18.89	Peak	16.40	100	Vertical	Pass
4**	14516.621	44.79	17.04	54.0	-9.21	AV	16.40	100	Vertical	Pass
5	16507.123	57.07	20.53	74.0	-16.93	Peak	268.80	100	Vertical	Pass
5**	16507.123	47.06	20.53	54.0	-6.94	AV	268.80	100	Vertical	Pass
6	17700.325	57.45	22.29	74.0	-16.55	Peak	259.90	100	Vertical	Pass
6**	17700.325	46.99	22.29	54.0	-7.01	AV	259.90	100	Vertical	Pass

Test result

Project Number: Certification

Test Time: 2020-01-14_19.13.43

EUT Name: N.A

Test Engineer: LYT

Manufacturer: N.A

Test Standard: FCC

Model: N.A

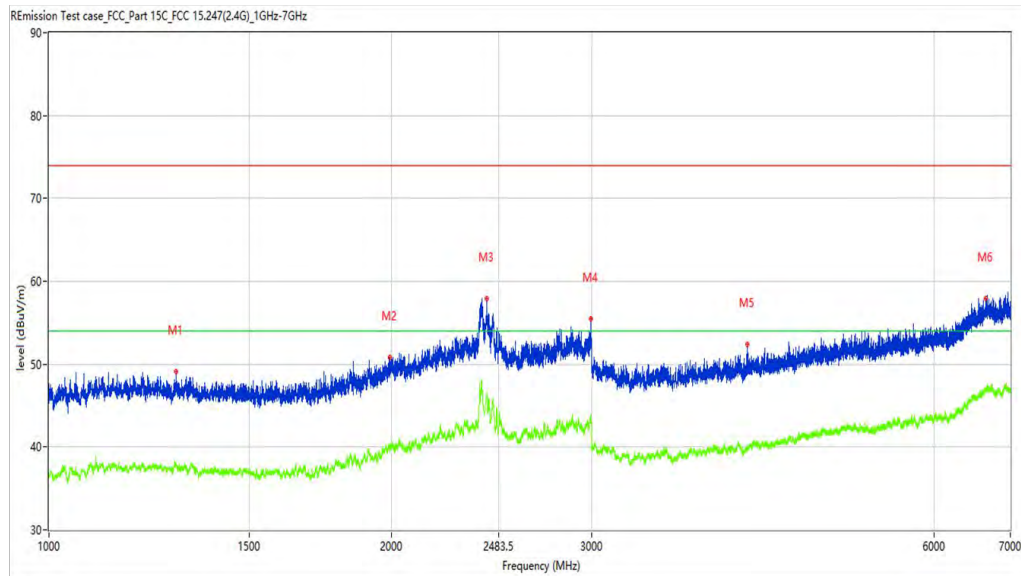
Work Addition: Normal

Temp.(oC): 20.9

Load: Full load

Hum.: 50

Remark: DR-RE01-E19110011-05#04



No.	Frequency (MHz)	Results (dBuV/m)	Factor (dB)	Limit (dBuV/m)	Over Limit (dB)	Detector	Table (Degree)	Height (cm)	Antenna	Verdict
1	1293.463	49.14	-4.32	74.0	-24.86	Peak	135.90	100	Horizontal	Pass
1**	1293.463	37.93	-4.32	54.0	-16.07	AV	135.90	100	Horizontal	Pass
2	1992.376	50.80	-2.66	74.0	-23.20	Peak	25.00	100	Horizontal	Pass
2**	1992.376	39.70	-2.66	54.0	-14.30	AV	25.00	100	Horizontal	Pass
3	2426.572	57.89	4.33	74.0	-16.11	Peak	163.40	100	Horizontal	Pass
3**	2426.572	46.58	4.33	54.0	-7.42	AV	163.40	100	Horizontal	Pass
4	2993.251	55.47	2.98	74.0	-18.53	Peak	245.70	100	Horizontal	Pass
4**	2993.251	43.53	2.98	54.0	-10.47	AV	245.70	100	Horizontal	Pass
5	4107.862	52.45	-0.04	74.0	-21.55	Peak	80.30	100	Horizontal	Pass
5**	4107.862	39.67	-0.04	54.0	-14.33	AV	80.30	100	Horizontal	Pass
6	6660.042	57.93	5.51	74.0	-16.07	Peak	40.50	100	Horizontal	Pass
6**	6660.042	46.73	5.51	54.0	-7.27	AV	40.50	100	Horizontal	Pass

Test result

Project Number: Certification

Test Time: 2020-01-14_19.58.24

EUT Name: N.A

Test Engineer: LYT

Manufacturer: N.A

Test Standard: FCC

Model: N.A

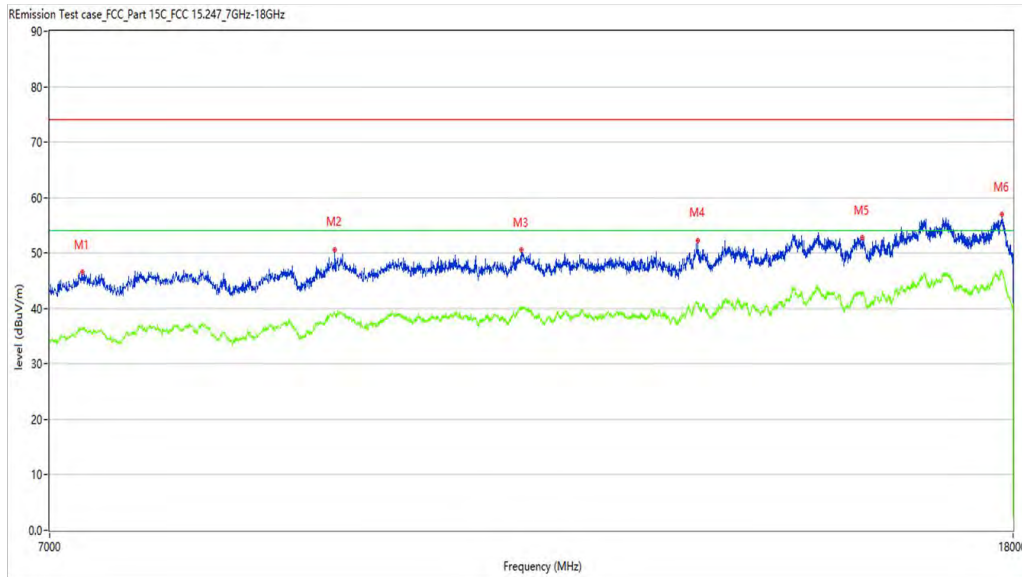
Work Addition: Normal

Temp.(oC): 20.9

Load: Full load

Hum.: 50

Remark: DR-RE01-E19110011-05#04



No.	Frequency (MHz)	Results (dBuV/m)	Factor (dB)	Limit (dBuV/m)	Over Limit (dB)	Detector	Table (Degree)	Height (cm)	Antenna	Verdict
1	7222.694	45.05	2.84	74.0	-28.95	Peak	43.20	100	Horizontal	Pass
1**	7222.694	36.14	2.84	54.0	-17.86	AV	43.20	100	Horizontal	Pass
2	9257.186	50.63	8.68	74.0	-23.37	Peak	349.90	100	Horizontal	Pass
2**	9257.186	39.35	8.68	54.0	-14.65	AV	349.90	100	Horizontal	Pass
3	11115.721	50.60	10.67	74.0	-23.40	Peak	114.70	100	Horizontal	Pass
3**	11115.721	40.26	10.67	54.0	-13.74	AV	114.70	100	Horizontal	Pass
4	13213.447	52.31	12.36	74.0	-21.69	Peak	259.10	100	Horizontal	Pass
4**	13213.447	41.08	12.36	54.0	-12.92	AV	259.10	100	Horizontal	Pass
5	15525.619	52.83	15.45	74.0	-21.17	Peak	3.80	100	Horizontal	Pass
5**	15525.619	42.73	15.45	54.0	-11.27	AV	3.80	100	Horizontal	Pass
6	17807.548	56.93	20.81	74.0	-17.07	Peak	227.50	100	Horizontal	Pass
6**	17807.548	46.40	20.81	54.0	-7.60	AV	227.50	100	Horizontal	Pass

Test result

Project Number: Certification

Test Time: 2020-01-14_18.13.05

EUT Name: N.A

Test Engineer: LYT

Manufacturer: N.A

Test Standard: FCC

Model: N.A

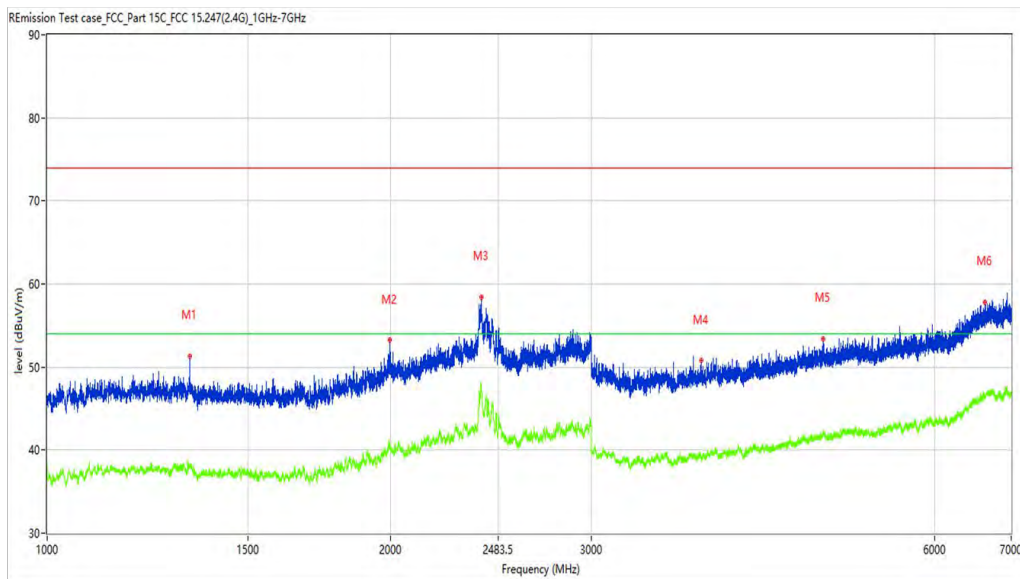
Work Addition: Normal

Temp.(oC): 20.9

Load: Full load

Hum.: 50

Remark: DR-RE01-E19110011-05#04



No.	Frequency (MHz)	Results (dBuV/m)	Factor (dB)	Limit (dBuV/m)	Over Limit (dB)	Detector	Table (Degree)	Height (cm)	Antenna	Verdict
1	1333.458	51.29	-4.37	74.0	-22.71	Peak	360.00	100	Vertical	Pass
1**	1333.458	38.08	-4.37	54.0	-15.92	AV	360.00	100	Vertical	Pass
2	1996.625	53.21	-2.58	74.0	-20.79	Peak	289.30	100	Vertical	Pass
2**	1996.625	40.71	-2.58	54.0	-13.29	AV	289.30	100	Vertical	Pass
3	2401.075	58.39	5.33	74.0	-15.61	Peak	257.00	100	Vertical	Pass
3**	2401.075	47.83	5.33	54.0	-6.17	AV	257.00	100	Vertical	Pass
4	3741.907	50.77	-0.74	74.0	-23.23	Peak	45.30	100	Vertical	Pass
4**	3741.907	39.05	-0.74	54.0	-14.95	AV	45.30	100	Vertical	Pass
5	4788.776	53.37	1.05	74.0	-20.63	Peak	178.10	100	Vertical	Pass
5**	4788.776	41.71	1.05	54.0	-12.29	AV	178.10	100	Vertical	Pass
6	6637.545	57.84	5.26	74.0	-16.16	Peak	136.90	100	Vertical	Pass
6**	6637.545	46.35	5.26	54.0	-7.65	AV	136.90	100	Vertical	Pass

Test result

Project Number: Certification

Test Time: 2020-01-14_20.37.21

EUT Name: N.A

Test Engineer: LYT

Manufacturer: N.A

Test Standard: FCC

Model: N.A

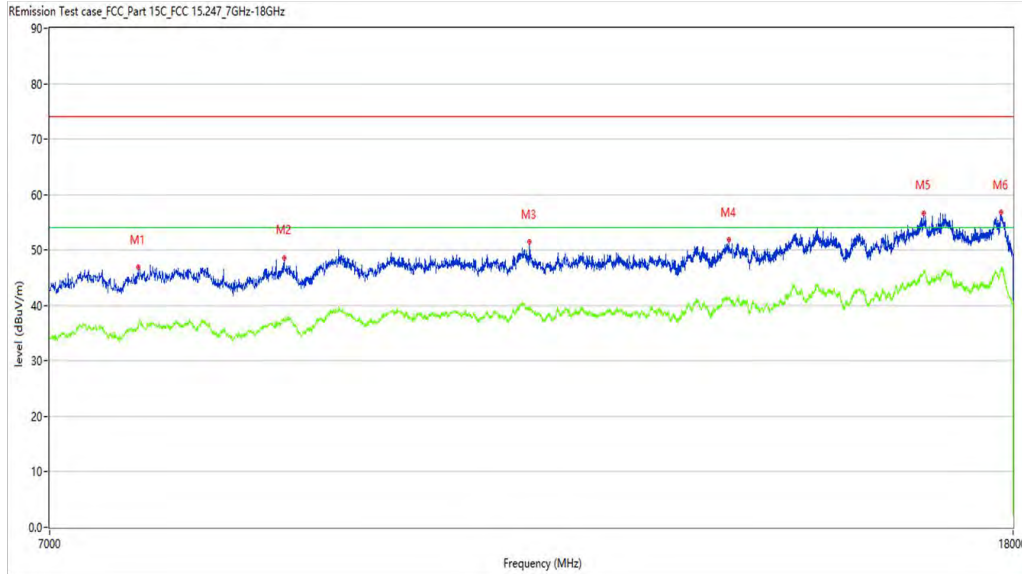
Work Addition: Normal

Temp.(oC): 20.9

Load: Full load

Hum.: 50

Remark: DR-RE01-E19110011-05#04



No.	Frequency (MHz)	Results (dBuV/m)	Factor (dB)	Limit (dBuV/m)	Over Limit (dB)	Detector	Table (Degree)	Height (cm)	Antenna	Verdict
1	7637.841	46.84	4.47	74.0	-27.16	Peak	78.60	100	Vertical	Pass
1**	7637.841	36.53	4.47	54.0	-17.47	AV	78.60	100	Vertical	Pass
2	8809.048	48.64	6.91	74.0	-25.36	Peak	246.10	100	Vertical	Pass
2**	8809.048	37.30	6.91	54.0	-16.70	AV	246.10	100	Vertical	Pass
3	11206.448	51.51	10.70	74.0	-22.49	Peak	155.70	100	Vertical	Pass
3**	11206.448	39.13	10.70	54.0	-14.87	AV	155.70	100	Vertical	Pass
4	13623.094	51.90	14.32	74.0	-22.10	Peak	29.10	100	Vertical	Pass
4**	13623.094	41.55	14.32	54.0	-12.45	AV	29.10	100	Vertical	Pass
5	16490.627	56.71	20.63	74.0	-17.29	Peak	42.80	100	Vertical	Pass
5**	16490.627	46.29	20.63	54.0	-7.71	AV	42.80	100	Vertical	Pass
6	17796.551	56.81	21.12	74.0	-17.19	Peak	0.40	100	Vertical	Pass
6**	17796.551	46.66	21.12	54.0	-7.34	AV	0.40	100	Vertical	Pass

Test result

Project Number: Certification

Test Time: 2020-01-14_19:33.22

EUT Name: N.A

Test Engineer: LYT

Manufacturer: N.A

Test Standard: FCC

Model: N.A

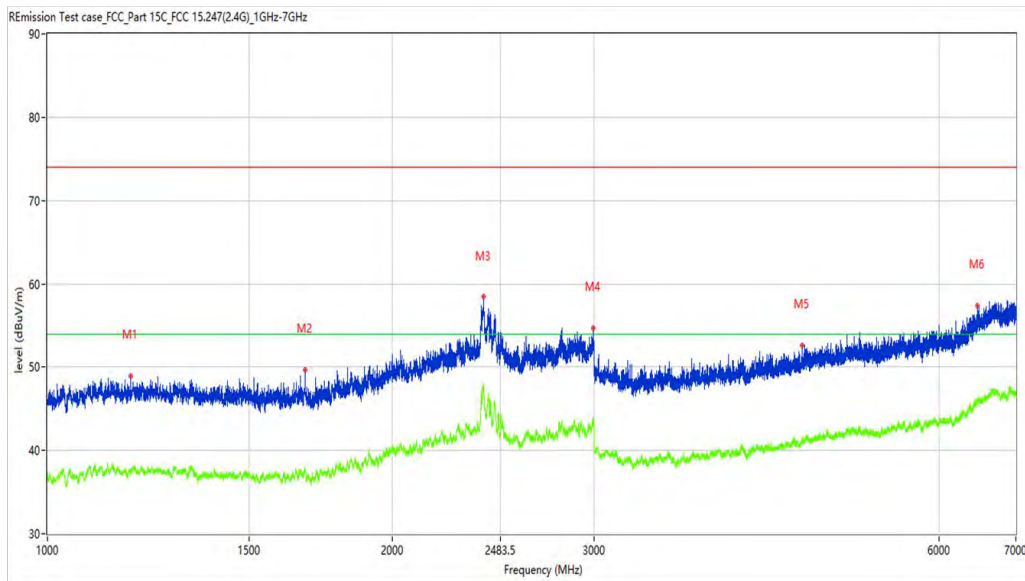
Work Addition: Normal

Temp.(oC): 20.9

Load: Full load

Hum.: 50

Remark: DR-RE01-E19110011-05#04



No.	Frequency (MHz)	Results (dBuV/m)	Factor (dB)	Limit (dBuV/m)	Over Limit (dB)	Detector	Table (Degree)	Height (cm)	Antenna	Verdict
1	1182.227	48.99	-4.23	74.0	-25.01	Peak	352.80	100	Horizontal	Pass
1**	1182.227	37.53	-4.23	54.0	-16.47	AV	352.80	100	Horizontal	Pass
2	1679.415	49.70	-4.84	74.0	-24.30	Peak	138.10	100	Horizontal	Pass
2**	1679.415	37.45	-4.84	54.0	-16.55	AV	138.10	100	Horizontal	Pass
3	2402.825	58.42	5.26	74.0	-15.58	Peak	143.00	100	Horizontal	Pass
3**	2402.825	47.48	5.26	54.0	-6.52	AV	143.00	100	Horizontal	Pass
4	2996.250	54.64	2.45	74.0	-19.36	Peak	74.80	100	Horizontal	Pass
4**	2996.250	43.06	2.45	54.0	-10.94	AV	74.80	100	Horizontal	Pass
5	4554.306	52.55	0.81	74.0	-21.45	Peak	242.20	100	Horizontal	Pass
5**	4554.306	41.00	0.81	54.0	-13.00	AV	242.20	100	Horizontal	Pass
6	6481.065	57.40	4.69	74.0	-16.60	Peak	228.80	100	Horizontal	Pass
6**	6481.065	45.75	4.69	54.0	-8.25	AV	228.80	100	Horizontal	Pass

Test result

Project Number: Certification

Test Time: 2020-01-14_20.05.06

EUT Name: N.A

Test Engineer: LYT

Manufacturer: N.A

Test Standard: FCC

Model: N.A

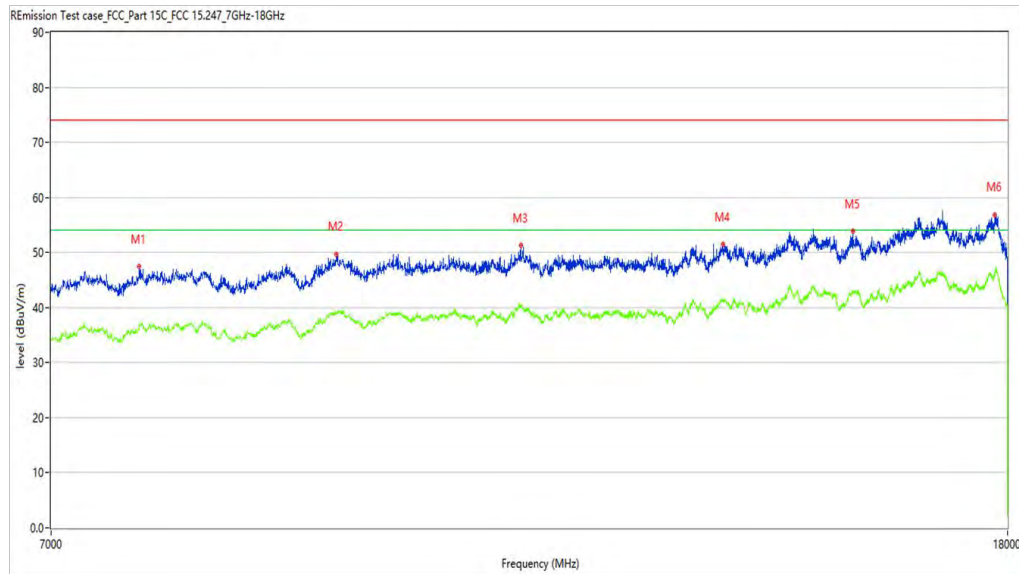
Work Addition: Normal

Temp.(oC): 20.9

Load: Full load

Hum.: 50

Remark: DR-RE01-E19110011-05#04



No.	Frequency (MHz)	Results (dBuV/m)	Factor (dB)	Limit (dBuV/m)	Over Limit (dB)	Detector	Table (Degree)	Height (cm)	Antenna	Verdict
1	7635.091	47.41	4.41	74.0	-26.59	Peak	28.70	100	Horizontal	Pass
1**	7635.091	36.91	4.41	54.0	-17.09	AV	28.70	100	Horizontal	Pass
2	9279.180	49.74	8.90	74.0	-24.26	Peak	272.80	100	Horizontal	Pass
2**	9279.180	38.79	8.90	54.0	-15.21	AV	272.80	100	Horizontal	Pass
3	11132.217	51.35	10.74	74.0	-22.65	Peak	299.60	100	Horizontal	Pass
3**	11132.217	39.95	10.74	54.0	-14.05	AV	299.60	100	Horizontal	Pass
4	13587.353	51.55	14.51	74.0	-22.45	Peak	348.30	100	Horizontal	Pass
4**	13587.353	41.46	14.51	54.0	-12.54	AV	348.30	100	Horizontal	Pass
5	15448.638	53.87	15.30	74.0	-20.13	Peak	232.30	100	Horizontal	Pass
5**	15448.638	42.82	15.30	54.0	-11.18	AV	232.30	100	Horizontal	Pass
6	17780.055	56.91	21.19	74.0	-17.09	Peak	103.90	100	Horizontal	Pass
6**	17780.055	46.51	21.19	54.0	-7.49	AV	103.90	100	Horizontal	Pass

Test result

Project Number: Certification

Test Time: 2020-01-14_18.30.03

EUT Name: N.A

Test Engineer: LYT

Manufacturer: N.A

Test Standard: FCC

Model: N.A

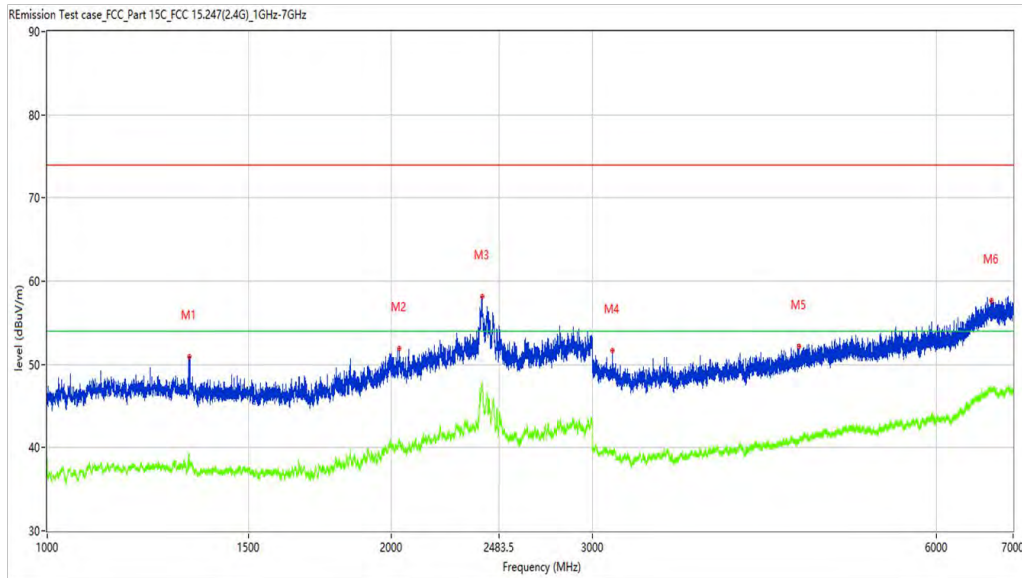
Work Addition: Normal

Temp.(oC): 20.9

Load: Full load

Hum.: 50

Remark: DR-RE01-E19110011-05#04



No.	Frequency (MHz)	Results (dBuV/m)	Factor (dB)	Limit (dBuV/m)	Over Limit (dB)	Detector	Table (Degree)	Height (cm)	Antenna	Verdict
1	1331.459	50.98	-4.59	74.0	-23.02	Peak	357.90	100	Vertical	Pass
1**	1331.459	39.12	-4.59	54.0	-14.88	AV	357.90	100	Vertical	Pass
2	2033.871	51.95	-1.56	74.0	-22.05	Peak	196.20	100	Vertical	Pass
2**	2033.871	40.91	-1.56	54.0	-13.09	AV	196.20	100	Vertical	Pass
3	2401.825	58.12	5.30	74.0	-15.88	Peak	38.40	100	Vertical	Pass
3**	2401.825	47.78	5.30	54.0	-6.22	AV	38.40	100	Vertical	Pass
4	3120.485	51.67	-1.32	74.0	-22.33	Peak	0.60	100	Vertical	Pass
4**	3120.485	39.54	-1.32	54.0	-14.46	AV	0.60	100	Vertical	Pass
5	4547.307	52.17	0.81	74.0	-21.83	Peak	4.30	100	Vertical	Pass
5**	4547.307	40.63	0.81	54.0	-13.37	AV	4.30	100	Vertical	Pass
6	6705.037	57.67	5.94	74.0	-16.33	Peak	0.00	100	Vertical	Pass
6**	6705.037	46.58	5.94	54.0	-7.42	AV	0.00	100	Vertical	Pass

Test result

Project Number: Certification

Test Time: 2020-01-14_20.48.42

EUT Name: N.A

Test Engineer: LYT

Manufacturer: N.A

Test Standard: FCC

Model: N.A

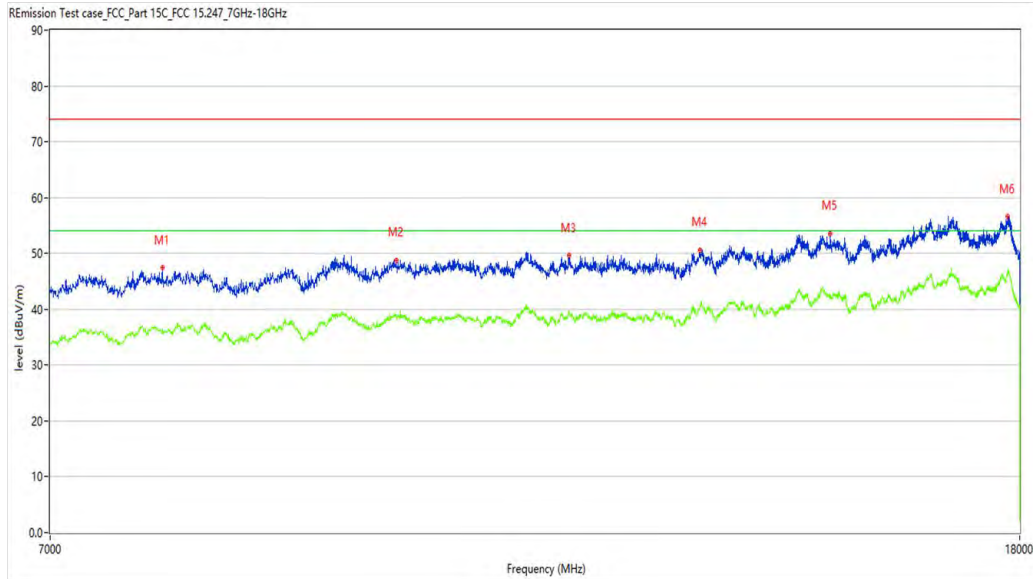
Work Addition: Normal

Temp. (oC): 20.9

Load: Full load

Hum.: 50

Remark: DR-RE01-E19110011-05#04



No.	Frequency (MHz)	Results (dBuV/m)	Factor (dB)	Limit (dBuV/m)	Over Limit (dB)	Detector	Table (Degree)	Height (cm)	Antenna	Verdict
1	7808.298	47.39	4.77	74.0	-26.61	Peak	200.60	100	Vertical	Pass
1**	7808.298	36.49	4.77	54.0	-17.51	AV	200.60	100	Vertical	Pass
2	9804.299	48.83	9.61	74.0	-25.17	Peak	282.40	100	Vertical	Pass
2**	9804.299	38.98	9.61	54.0	-15.02	AV	282.40	100	Vertical	Pass
3	11602.349	49.63	11.55	74.0	-24.37	Peak	28.30	100	Vertical	Pass
3**	11602.349	39.36	11.55	54.0	-14.64	AV	28.30	100	Vertical	Pass
4	13185.954	50.64	12.30	74.0	-23.36	Peak	277.60	100	Vertical	Pass
4**	13185.954	40.66	12.30	54.0	-13.34	AV	277.60	100	Vertical	Pass
5	14970.257	53.59	16.92	74.0	-20.41	Peak	314.10	100	Vertical	Pass
5**	14970.257	41.98	16.92	54.0	-12.02	AV	314.10	100	Vertical	Pass
6	17785.554	56.63	21.17	74.0	-17.37	Peak	314.10	100	Vertical	Pass
6**	17785.554	46.52	21.17	54.0	-7.48	AV	314.10	100	Vertical	Pass

Test result

Project Number: Certification

Test Time: 2020-01-14_19:37:39

EUT Name: N.A

Test Engineer: LYT

Manufacturer: N.A

Test Standard: FCC

Model: N.A

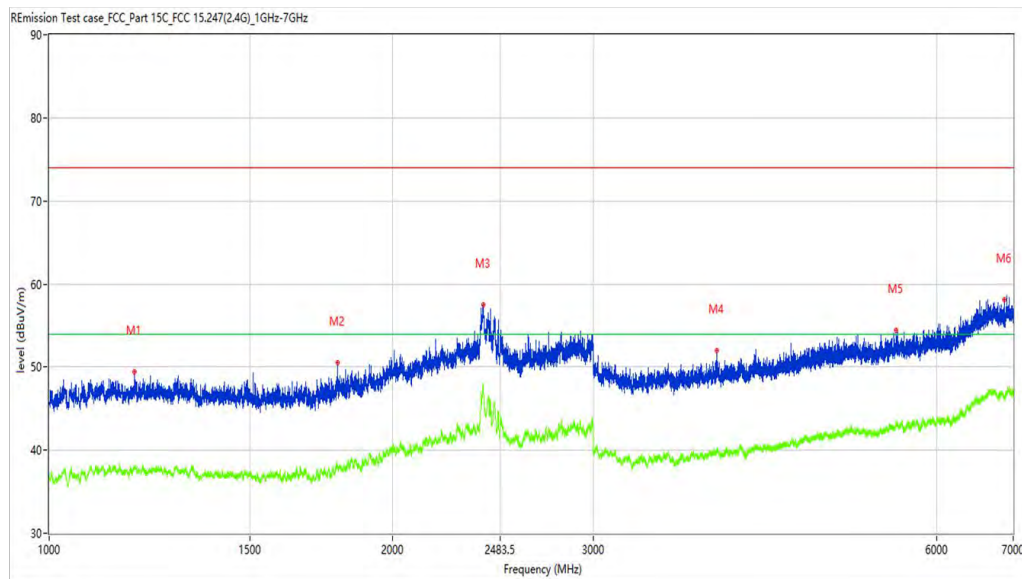
Work Addition: Normal

Temp. (oC): 20.9

Load: Full load

Hum.: 50

Remark: DR-RE01-E19110011-05#04



No.	Frequency (MHz)	Results (dBuV/m)	Factor (dB)	Limit (dBuV/m)	Over Limit (dB)	Detector	Table (Degree)	Height (cm)	Antenna	Verdict
1	1187.977	49.44	-3.88	74.0	-24.56	Peak	96.50	100	Horizontal	Pass
1**	1187.977	38.01	-3.88	54.0	-15.99	AV	96.50	100	Horizontal	Pass
2	1789.901	50.52	-4.29	74.0	-23.48	Peak	114.70	100	Horizontal	Pass
2**	1789.901	38.21	-4.29	54.0	-15.79	AV	114.70	100	Horizontal	Pass
3	2402.325	57.51	5.28	74.0	-16.49	Peak	36.20	100	Horizontal	Pass
3**	2402.325	47.45	5.28	54.0	-6.55	AV	36.20	100	Horizontal	Pass
4	3846.894	52.00	-0.55	74.0	-22.00	Peak	285.30	100	Horizontal	Pass
4**	3846.894	39.70	-0.55	54.0	-14.30	AV	285.30	100	Horizontal	Pass
5	5526.184	54.39	1.84	74.0	-19.61	Peak	308.00	100	Horizontal	Pass
5**	5526.184	43.02	1.84	54.0	-10.98	AV	308.00	100	Horizontal	Pass
6	6873.016	58.12	5.66	74.0	-15.88	Peak	356.60	100	Horizontal	Pass
6**	6873.016	46.27	5.66	54.0	-7.73	AV	356.60	100	Horizontal	Pass

Test result

Project Number: Certification

Test Time: 2020-01-14_20.07.01

EUT Name: N.A

Test Engineer: LYT

Manufacturer: N.A

Test Standard: FCC

Model: N.A

Work Addition: Normal

Temp (oC): 20.9

Load: Full load

Hum.: 50

Remark: DR-RE01-E19110011-05#04



No.	Frequency (MHz)	Results (dBuV/m)	Factor (dB)	Limit (dBuV/m)	Over Limit (dB)	Detector	Table (Degree)	Height (cm)	Antenna	Verdict
1	7382.154	46.37	2.99	74.0	-27.63	Peak	297.40	100	Horizontal	Pass
1**	7382.154	35.64	2.99	54.0	-18.36	AV	297.40	100	Horizontal	Pass
2	9345.164	49.07	9.75	74.0	-24.93	Peak	137.70	100	Horizontal	Pass
2**	9345.164	38.67	9.75	54.0	-15.33	AV	137.70	100	Horizontal	Pass
3	11184.454	49.88	10.75	74.0	-24.12	Peak	1.60	100	Horizontal	Pass
3**	11184.454	39.78	10.75	54.0	-14.22	AV	1.60	100	Horizontal	Pass
4	13191.452	51.59	12.33	74.0	-22.41	Peak	279.50	100	Horizontal	Pass
4**	13191.452	40.97	12.33	54.0	-13.03	AV	279.50	100	Horizontal	Pass
5	15506.373	53.40	15.34	74.0	-20.60	Peak	128.80	100	Horizontal	Pass
5**	15506.373	42.66	15.34	54.0	-11.34	AV	128.80	100	Horizontal	Pass
6	17799.300	57.09	21.10	74.0	-16.91	Peak	61.80	100	Horizontal	Pass
6**	17799.300	47.33	21.10	54.0	-6.67	AV	61.80	100	Horizontal	Pass

Test result

Project Number: Certification

Test Time: 2020-01-14_18.33.39

EUT Name: N.A

Test Engineer: LYT

Manufacturer: N.A

Test Standard: FCC

Model: N.A

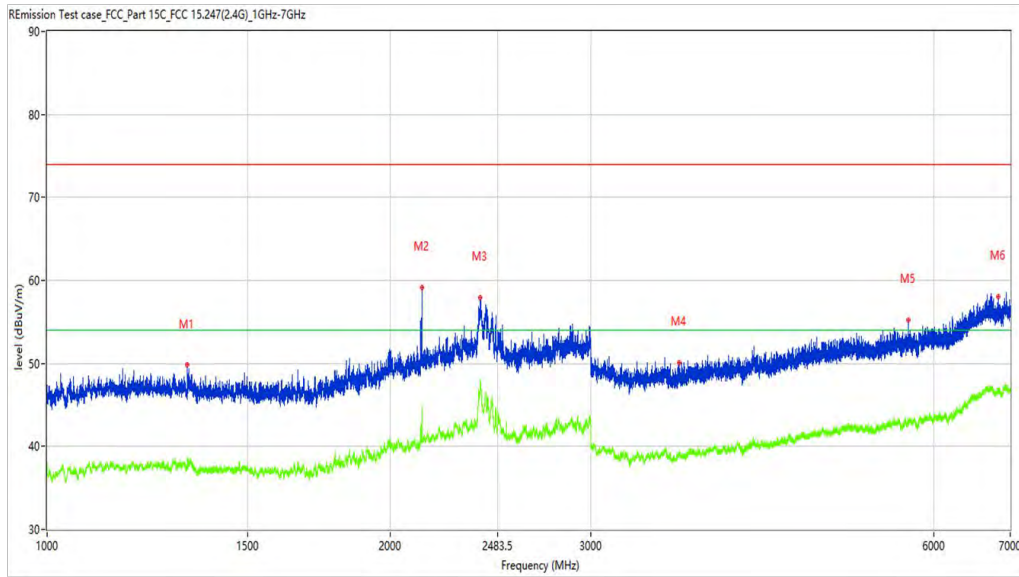
Work Addition: Normal

Temp.(oC): 20.9

Load: Full load

Hum.: 50

Remark: DR-RE01-E19110011-05#04



No.	Frequency (MHz)	Results (dBuV/m)	Factor (dB)	Limit (dBuV/m)	Over Limit (dB)	Detector	Table (Degree)	Height (cm)	Antenna	Verdict
1	1327.209	49.79	-5.00	74.0	-24.21	Peak	352.50	100	Vertical	Pass
1**	1327.209	38.72	-5.00	54.0	-15.28	AV	352.50	100	Vertical	Pass
2	2132.608	59.11	-1.24	74.0	-14.89	Peak	348.00	100	Vertical	Pass
2**	2132.608	44.87	-1.24	54.0	-9.13	AV	348.00	100	Vertical	Pass
3	2399.825	57.89	5.38	74.0	-16.11	Peak	184.90	100	Vertical	Pass
3**	2399.825	47.54	5.38	54.0	-6.46	AV	184.90	100	Vertical	Pass
4	3585.927	50.10	-0.98	74.0	-23.90	Peak	141.90	100	Vertical	Pass
4**	3585.927	39.42	-0.98	54.0	-14.58	AV	141.90	100	Vertical	Pass
5	5698.163	55.19	2.16	74.0	-18.81	Peak	1.40	100	Vertical	Pass
5**	5698.163	42.91	2.16	54.0	-11.09	AV	1.40	100	Vertical	Pass
6	6837.020	58.03	5.52	74.0	-15.97	Peak	0.00	100	Vertical	Pass
6**	6837.020	46.40	5.52	54.0	-7.60	AV	0.00	100	Vertical	Pass

Test result

Project Number: Certification

Test Time: 2020-01-14_20.50.42

EUT Name: N.A

Test Engineer: LYT

Manufacturer: N.A

Test Standard: FCC

Model: N.A

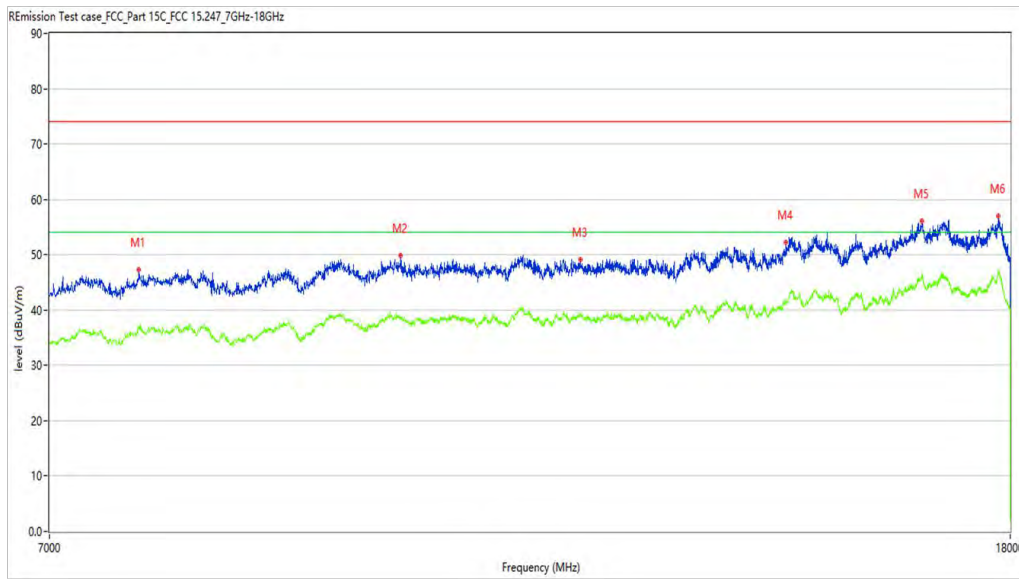
Work Addition: Normal

Temp.(oC): 20.9

Load: Full load

Hum.: 50

Remark: DR-RE01-E19110011-05#04



No.	Frequency (MHz)	Results (dBuV/m)	Factor (dB)	Limit (dBuV/m)	Over Limit (dB)	Detector	Table (Degree)	Height (cm)	Antenna	Verdict
1	7643.339	47.22	4.58	74.0	-26.78	Peak	137.40	100	Vertical	Pass
1**	7643.339	36.69	4.58	54.0	-17.31	AV	137.40	100	Vertical	Pass
2	9884.029	49.87	9.78	74.0	-24.13	Peak	313.00	100	Vertical	Pass
2**	9884.029	38.34	9.78	54.0	-15.66	AV	313.00	100	Vertical	Pass
3	11797.551	49.16	10.61	74.0	-24.84	Peak	330.50	100	Vertical	Pass
3**	11797.551	39.13	10.61	54.0	-14.87	AV	330.50	100	Vertical	Pass
4	14439.640	52.26	15.52	74.0	-21.74	Peak	268.40	100	Vertical	Pass
4**	14439.640	41.37	15.52	54.0	-12.63	AV	268.40	100	Vertical	Pass
5	16507.123	56.01	20.53	74.0	-17.99	Peak	0.50	100	Vertical	Pass
5**	16507.123	45.65	20.53	54.0	-8.35	AV	0.50	100	Vertical	Pass
6	17793.802	57.00	21.13	74.0	-17.00	Peak	245.70	100	Vertical	Pass
6**	17793.802	47.07	21.13	54.0	-6.93	AV	245.70	100	Vertical	Pass

WiFi2.4G-Bandedge -B-Low channel- Horizontal -TX

Test result

Project Number: Certification

Test Time: 2020-01-15_10.15.09

EUT Name: N.A

Test Engineer: LYT

Manufacturer: N.A

Test Standard: FCC

Model: N.A

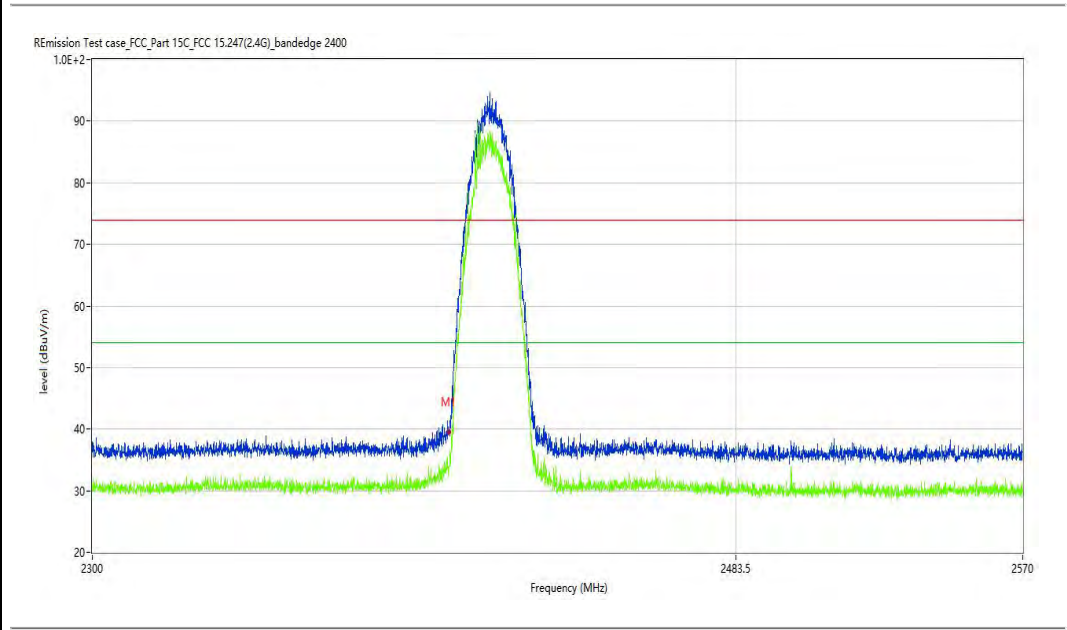
Work Addition: Normal

Temp.(oC): 20.9

Load: Full load

Hum.: 50

Remark: DR-RE01-E19110011-05#04



No.	Frequency (MHz)	Results (dBuV/m)	Factor (dB)	Limit (dBuV/m)	Over Limit (dB)	Detector	Table (Degree)	Height (cm)	Antenna	Verdict
1	2400.000	39.51	-4.18	74.0	-34.49	Peak	61.98	100	H	Pass
1**	2400.000	33.99	-4.18	54.0	-20.01	AV	61.98	100	H	Pass

WIFI2.4G-Bandedge -B-Low channel- Vertical -TX

Test result

Project Number: Certification

Test Time: 2020-01-15_09.32.41

EUT Name: N.A

Test Engineer: LYT

Manufacturer: N.A

Test Standard: FCC

Model: N.A

Work Addition: Normal

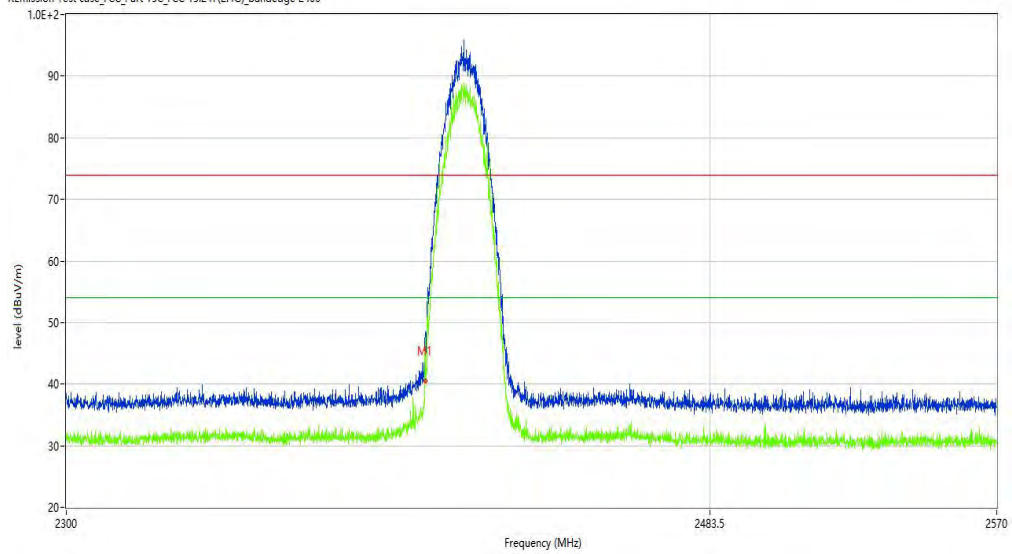
Temp.(oC): 20.9

Load: Full load

Hum.: 50

Remark: DR-RE01-E19110011-05#04

REmission Test case_FCC_Part 15C_FCC 15.247(2.4G)_bandedge 2400



No.	Frequency (MHz)	Results (dBuV/m)	Factor (dB)	Limit (dBuV/m)	Over Limit (dB)	Detector	Table (Degree)	Height (cm)	Antenna	Verdict
1	2400.000	40.80	-4.18	74.0	-33.20	Peak	181.46	100	V	Pass
1**	2400.000	35.67	-4.18	54.0	-18.33	AV	181.46	100	V	Pass

WiFi2.4G-Bandedge -B-High 11 channel- Horizontal -TX

Test result

Project Number: Certification

Test Time: 2020-01-15_10.03.27

EUT Name: N.A

Test Engineer: LYT

Manufacturer: N.A

Test Standard: FCC

Model: N.A

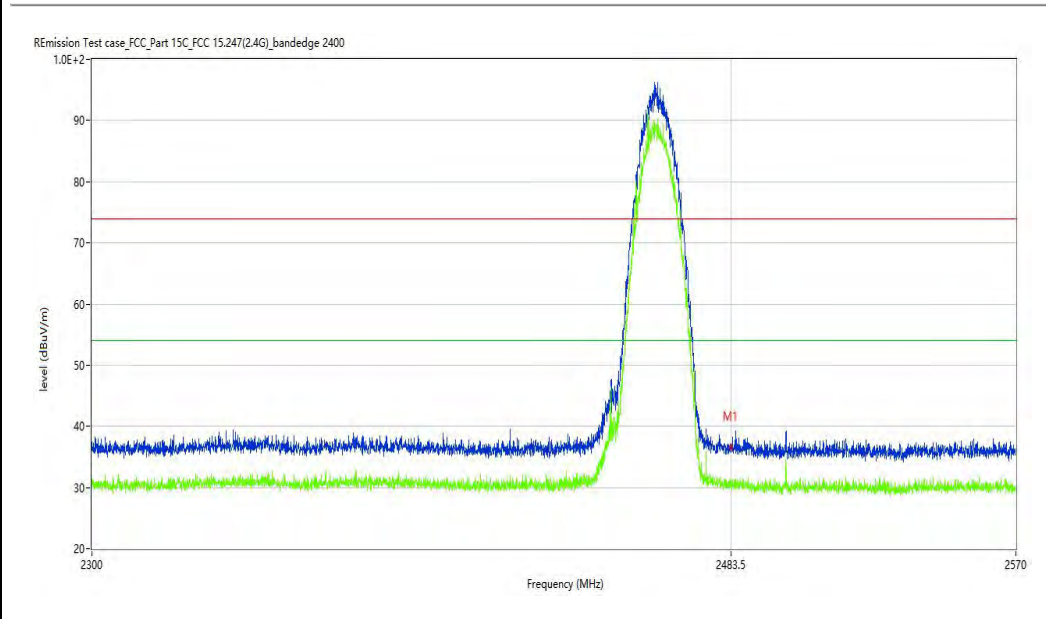
Work Addition: Normal

Temp.(oC): 20.9

Load: Full load

Hum.: 50

Remark: DR-RE01-E19110011-05#04



No.	Frequency (MHz)	Results (dBuV/m)	Factor (dB)	Limit (dBuV/m)	Over Limit (dB)	Detector	Table (Degree)	Height (cm)	Antenna	Verdict
1	2483.500	36.69	-3.87	74.0	-37.31	Peak	241.43	100	H	Pass
1**	2483.500	31.28	-3.87	54.0	-22.72	AV	241.43	100	H	Pass

WiFi2.4G-Bandedge -B-High 11 channel- Vertical-TX

Test result

Project Number: Certification

Test Time: 2020-01-15_09.47.19

EUT Name: N.A

Test Engineer: LYT

Manufacturer: N.A

Test Standard: FCC

Model: N.A

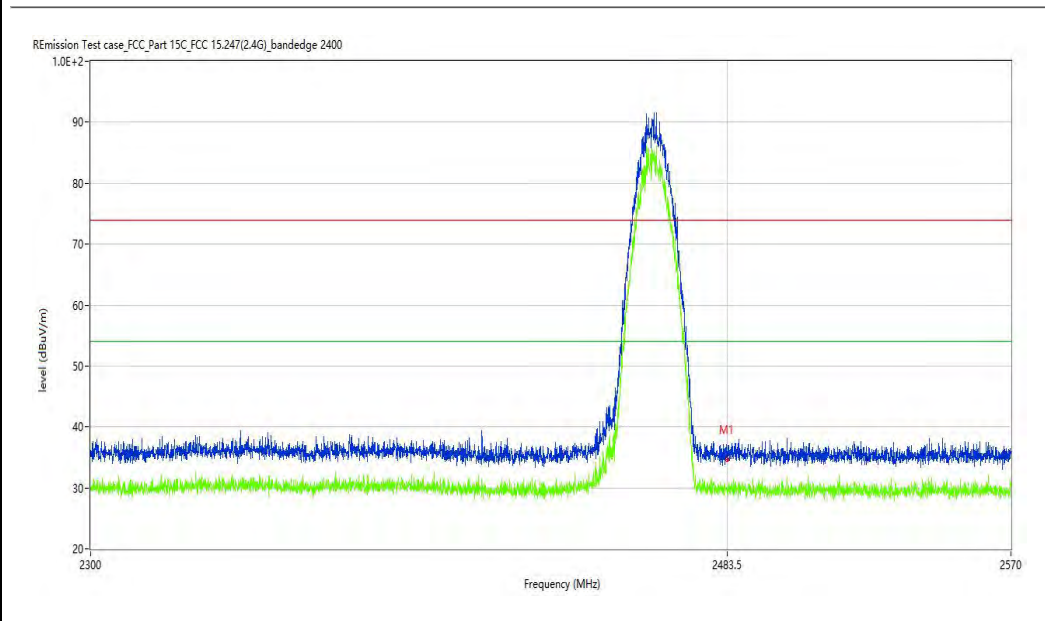
Work Addition: Normal

Temp.(oC): 20.9

Load: Full load

Hum.: 50

Remark: DR-RE01-E19110011-05#04



No.	Frequency (MHz)	Results (dBuV/m)	Factor (dB)	Limit (dBuV/m)	Over Limit (dB)	Detector	Table (Degree)	Height (cm)	Antenna	Verdict
1	2483.500	34.75	-3.87	74.0	-39.25	Peak	278.82	100	V	Pass
1**	2483.500	29.14	-3.87	54.0	-24.86	AV	278.82	100	V	Pass

WiFi2.4G-Bandedge -B-High 13 channel- Horizontal -TX

Test result

Project Number: Certification

Test Time: 2020-01-21_15.30.14

EUT Name: N.A

Test Engineer: LYT

Manufacturer: N.A

Test Standard: FCC

Model: N.A

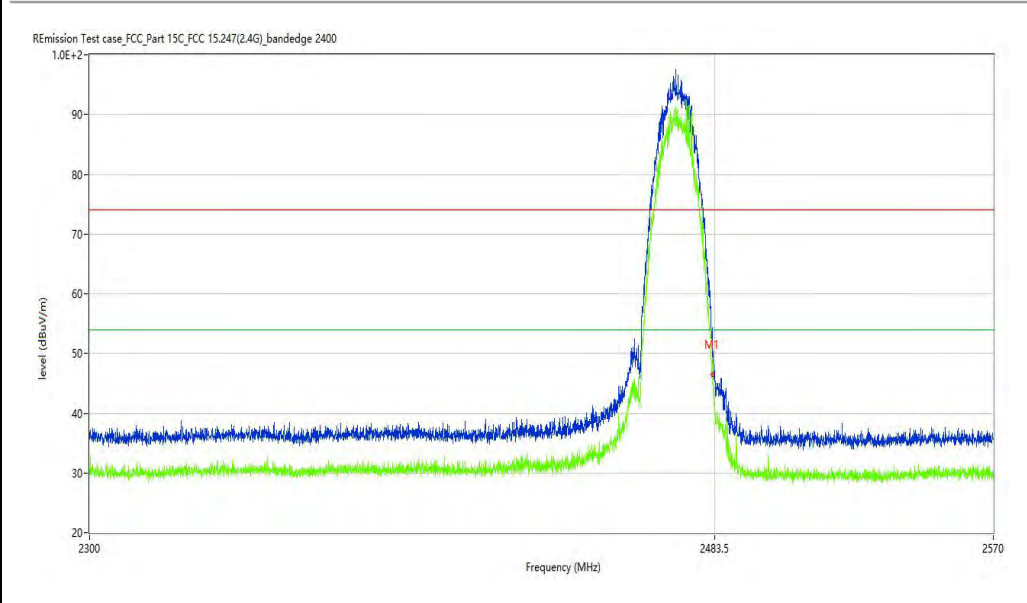
Work Addition: Normal

Temp.(oC): 20.1

Load: full load

Hum.: 54

Remark: DR-RSE01-E19110011-05#04



No.	Frequency (MHz)	Results (dBuV/m)	Factor (dB)	Limit (dBuV/m)	Over Limit (dB)	Detector	Table (Degree)	Height (cm)	Antenna	Verdict
1	2483.500	46.69	-3.87	74.0	-27.31	Peak	168.05	100	H	Pass
1**	2483.500	41.22	-3.87	54.0	-12.78	AV	168.05	100	H	Pass

WiFi2.4G-Bandedge -B-High 13 channel- Vertical-TX

Test result

Project Number: Certification

Test Time: 2020-01-21_15.27.01

EUT Name: N.A

Test Engineer: LYT

Manufacturer: N.A

Test Standard: FCC

Model: N.A

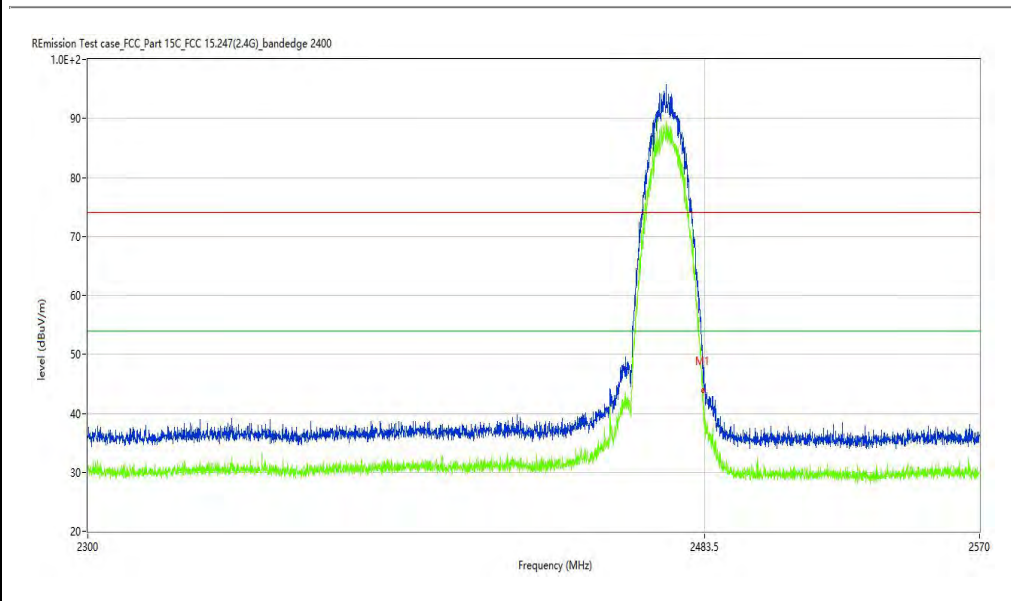
Work Addition: Normal

Temp.(oC): 20.1

Load: full load

Hum.: 54

Remark: DR-RSE01-E19110011-05#04



No.	Frequency (MHz)	Results (dBuV/m)	Factor (dB)	Limit (dBuV/m)	Over Limit (dB)	Detector	Table (Degree)	Height (cm)	Antenna	Verdict
1	2483.500	44.23	-3.87	74.0	-29.77	Peak	120.30	100	V	Pass
1**	2483.500	38.47	-3.87	54.0	-15.53	AV	120.30	100	V	Pass

Test result

Project Number: Certification

Test Time: 2020-01-15_10.11.38

EUT Name: N.A

Test Engineer: LYT

Manufacturer: N.A

Test Standard: FCC

Model: N.A

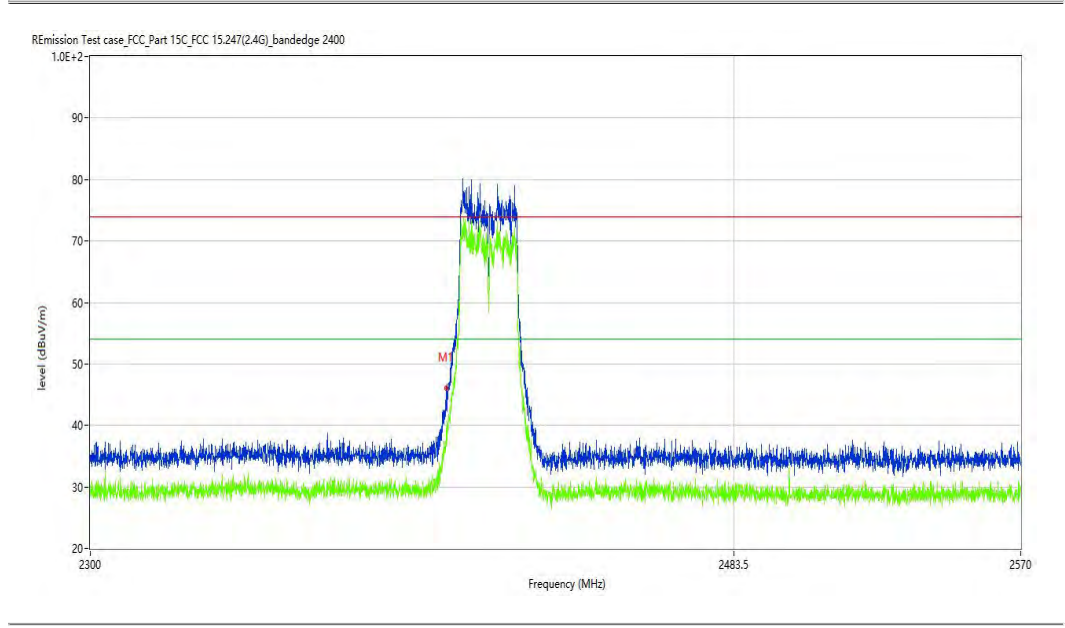
Work Addition: Normal

Temp.(oC): 20.9

Load: Full load

Hum.: 50

Remark: DR-RE01-E19110011-05#04



No.	Frequency (MHz)	Results (dBuV/m)	Factor (dB)	Limit (dBuV/m)	Over Limit (dB)	Detector	Table (Degree)	Height (cm)	Antenna	Verdict
1	2400.000	46.11	-4.18	74.0	-27.89	Peak	357.78	100	H	Pass
1**	2400.000	40.24	-4.18	54.0	-13.76	AV	357.78	100	H	Pass

WiFi2.4G-Bandedge -G-Low channel- Vertical -TX

Test result

Project Number: Certification

Test Time: 2020-01-15_09.37.22

EUT Name: N.A

Test Engineer: LYT

Manufacturer: N.A

Test Standard: FCC

Model: N.A

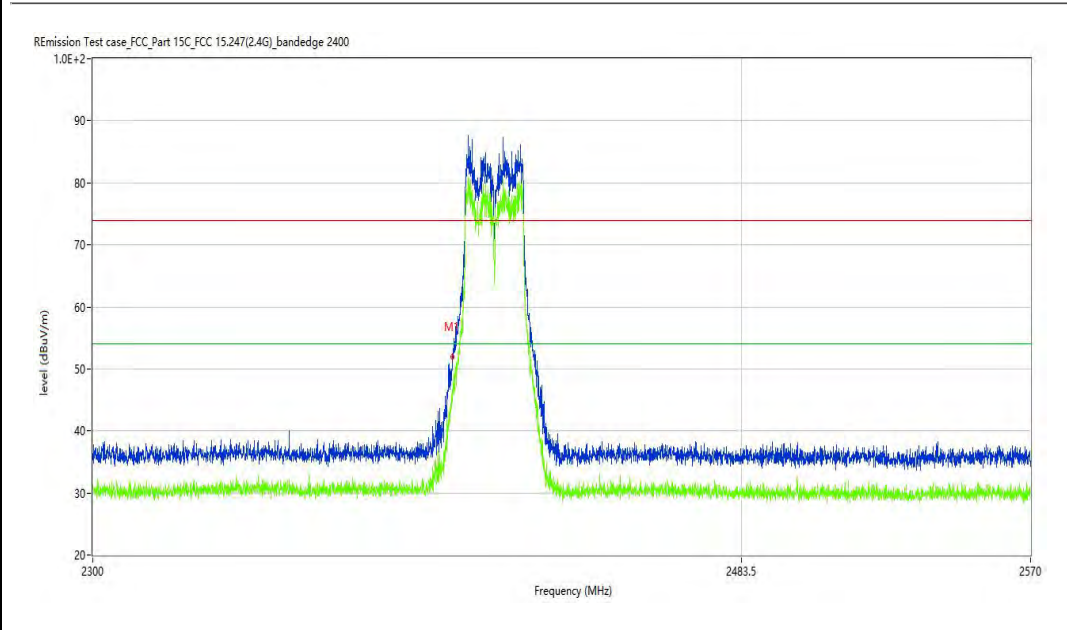
Work Addition: Normal

Temp.(oC): 20.9

Load: Full load

Hum.: 50

Remark: DR-RE01-E19110011-05#04



No.	Frequency (MHz)	Results (dBuV/m)	Factor (dB)	Limit (dBuV/m)	Over Limit (dB)	Detector	Table (Degree)	Height (cm)	Antenna	Verdict
1	2400.000	51.72	-4.18	74.0	-22.28	Peak	272.33	100	V	Pass
1**	2400.000	46.05	-4.18	54.0	-7.95	AV	272.33	100	V	Pass

WiFi2.4G-Bandedge -G-High 11 channel- Horizontal -TX

Test result

Project Number: Certification

Test Time: 2020-01-15_09.59.34

EUT Name: N.A

Test Engineer: LYT

Manufacturer: N.A

Test Standard: FCC

Model: N.A

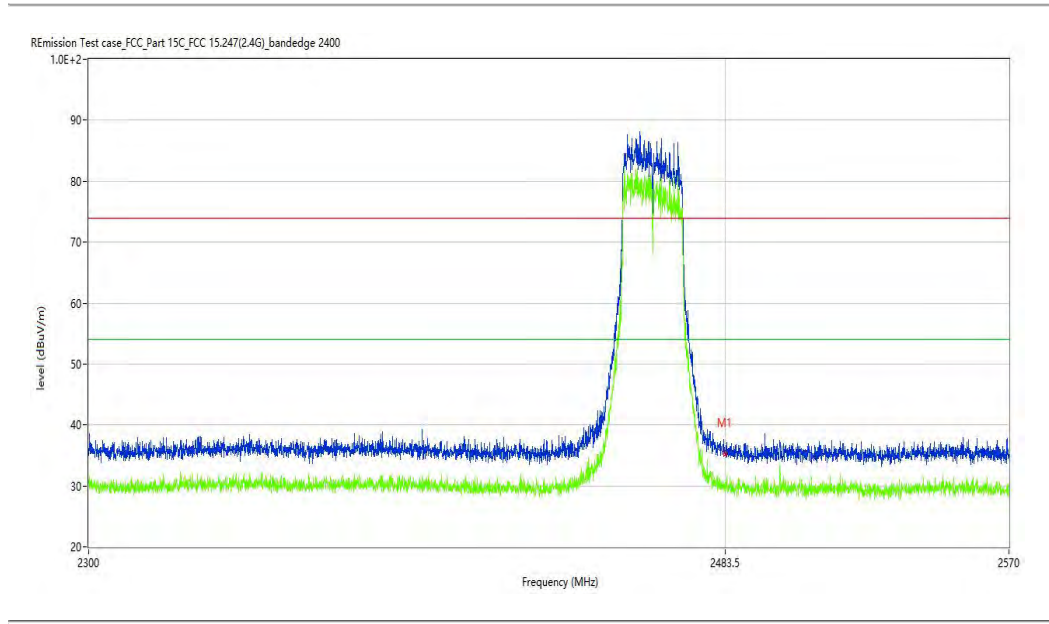
Work Addition: Normal

Temp.(oC): 20.9

Load: Full load

Hum.: 50

Remark: DR-RE01-E19110011-05#04



No.	Frequency (MHz)	Results (dBuV/m)	Factor (dB)	Limit (dBuV/m)	Over Limit (dB)	Detector	Table (Degree)	Height (cm)	Antenna	Verdict
1	2483.500	35.47	-3.87	74.0	-38.53	Peak	64.68	100	H	Pass
1**	2483.500	29.94	-3.87	54.0	-24.06	AV	64.68	100	H	Pass

WiFi2.4G-Bandedge -G-High 11 channel- Vertical-TX

Test result

Project Number: Certification

Test Time: 2020-01-15_09.52.03

EUT Name: N.A

Test Engineer: LYT

Manufacturer: N.A

Test Standard: FCC

Model: N.A

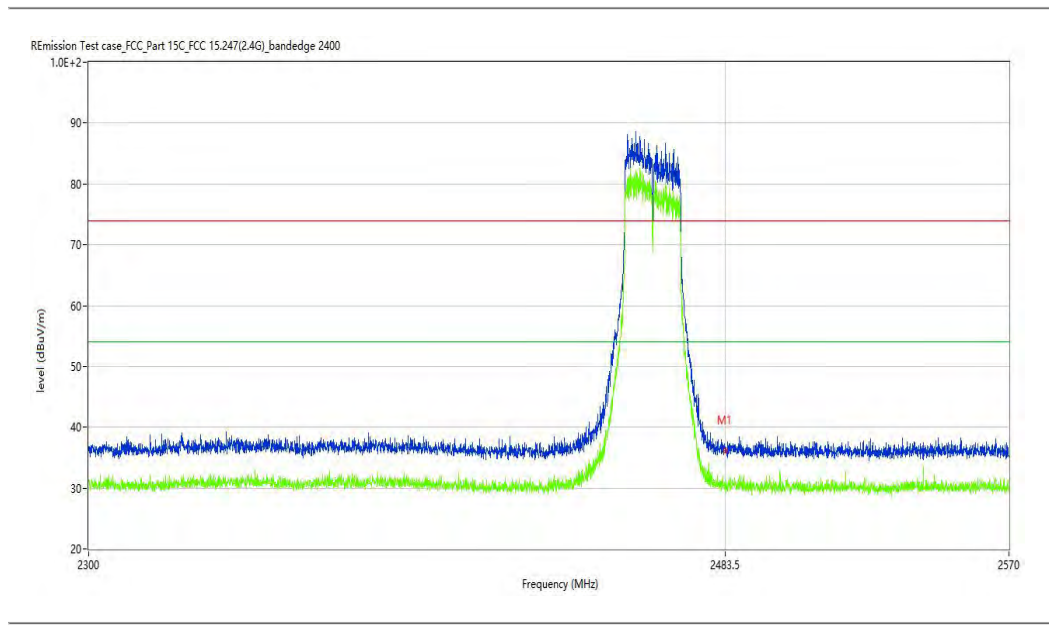
Work Addition: Normal

Temp.(oC): 20.9

Load: Full load

Hum.: 50

Remark: DR-RE01-E19110011-05#04



No.	Frequency (MHz)	Results (dBuV/m)	Factor (dB)	Limit (dBuV/m)	Over Limit (dB)	Detector	Table (Degree)	Height (cm)	Antenna	Verdict
1	2483.500	36.20	-3.87	74.0	-37.80	Peak	255.61	100	V	Pass
1**	2483.500	30.19	-3.87	54.0	-23.81	AV	255.61	100	V	Pass

WiFi2.4G-Bandedge -G-High 13 channel- Horizontal -TX

Test result

Project Number: Certification

Test Time: 2020-01-21_15.54.49

EUT Name: N.A

Test Engineer: LYT

Manufacturer: N.A

Test Standard: FCC

Model: N.A

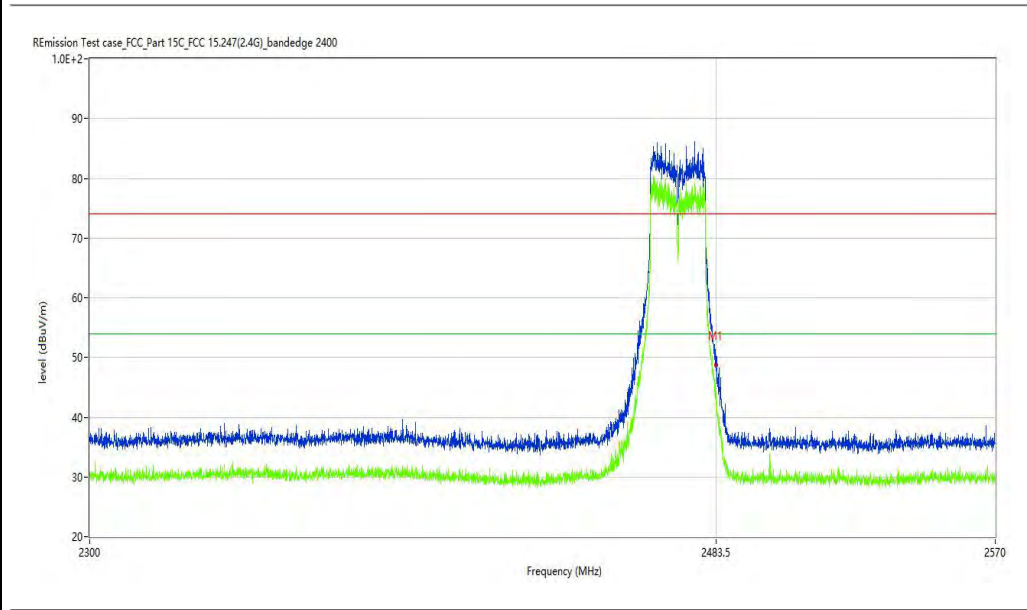
Work Addition: Normal

Temp.(oC): 20.1

Load: full load

Hum.: 54

Remark: DR-RSE01-E19110011-05#04



No.	Frequency (MHz)	Results (dBuV/m)	Factor (dB)	Limit (dBuV/m)	Over Limit (dB)	Detector	Table (Degree)	Height (cm)	Antenna	Verdict
1	2483.500	49.01	-3.87	74.0	-24.99	Peak	178.13	100	H	Pass
1**	2483.500	42.81	-3.87	54.0	-11.19	AV	178.13	100	H	Pass

WiFi2.4G-Bandedge -G-High 13 channel- Vertical-TX

Test result

Project Number: Certification

Test Time: 2020-01-21_15.57.46

EUT Name: N.A

Test Engineer: LYT

Manufacturer: N.A

Test Standard: FCC

Model: N.A

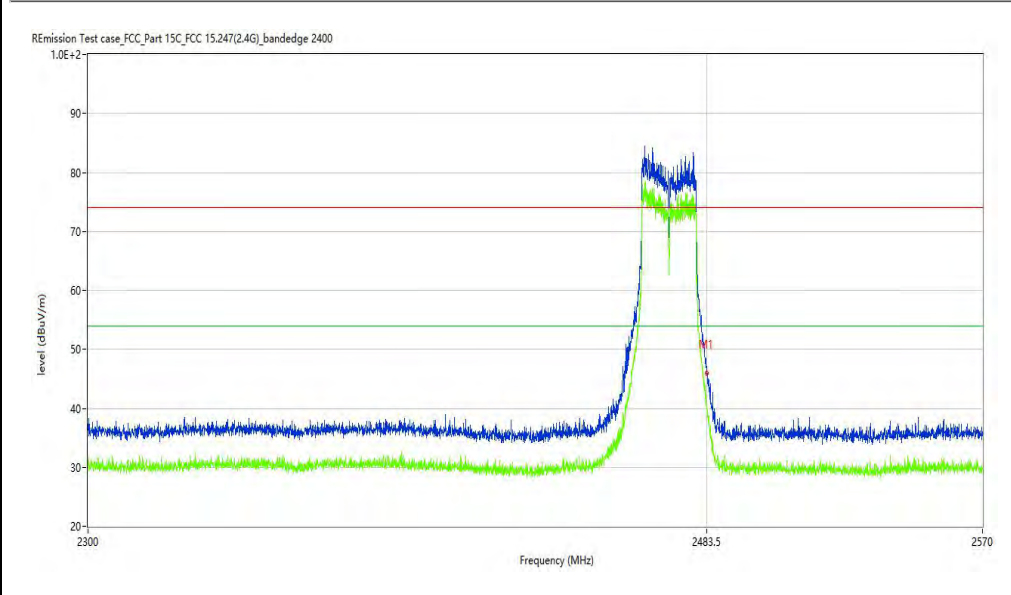
Work Addition: Normal

Temp.(oC): 20.1

Load: full load

Hum.: 54

Remark: DR-RSE01-E19110011-05#04



No.	Frequency (MHz)	Results (dBuV/m)	Factor (dB)	Limit (dBuV/m)	Over Limit (dB)	Detector	Table (Degree)	Height (cm)	Antenna	Verdict
1	2483.500	46.24	-3.87	74.0	-27.76	Peak	133.55	100	V	Pass
1**	2483.500	40.26	-3.87	54.0	-13.74	AV	133.55	100	V	Pass

WIFI2.4G-Bandedge -N-Low channel- Horizontal -TX

Test result

Project Number: Certification

Test Time: 2020-01-15_10.07.03

EUT Name: N.A

Test Engineer: LYT

Manufacturer: N.A

Test Standard: FCC

Model: N.A

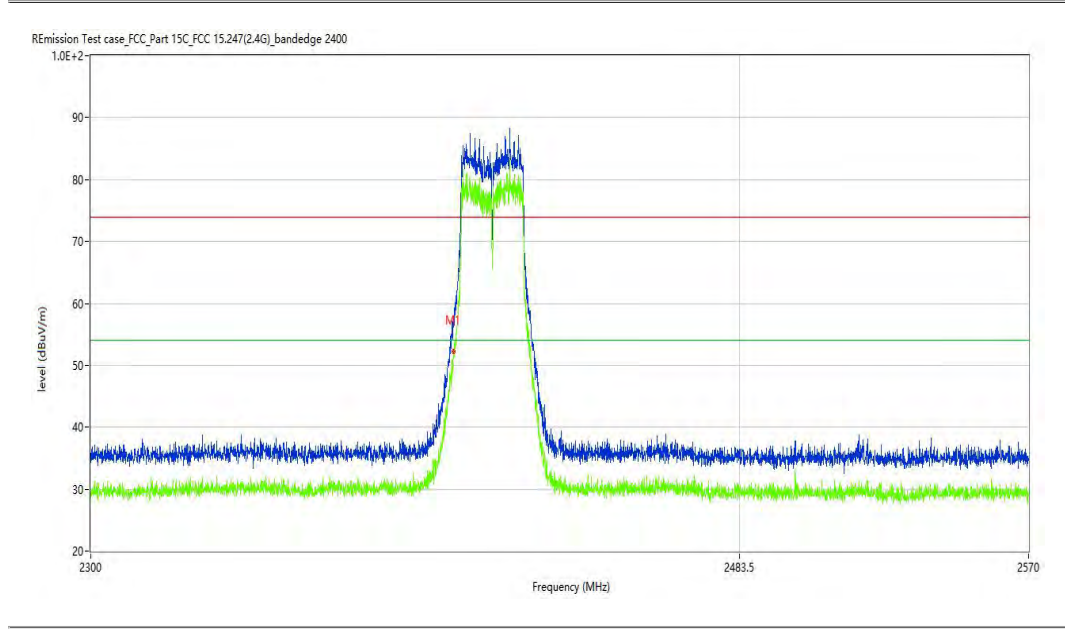
Work Addition: Normal

Temp.(oC): 20.9

Load: Full load

Hum.: 50

Remark: DR-RE01-E19110011-05#04



No.	Frequency (MHz)	Results (dBuV/m)	Factor (dB)	Limit (dBuV/m)	Over Limit (dB)	Detector	Table (Degree)	Height (cm)	Antenna	Verdict
1	2400.000	52.09	-4.18	74.0	-21.91	Peak	48.09	100	H	Pass
1**	2400.000	47.48	-4.18	54.0	-6.52	AV	48.09	100	H	Pass

WiFi2.4G-Bandedge -N-Low channel- Vertical -TX

Test result

Project Number: Certification

Test Time: 2020-01-15_09.43.01

EUT Name: N.A

Test Engineer: LYT

Manufacturer: N.A

Test Standard: FCC

Model: N.A

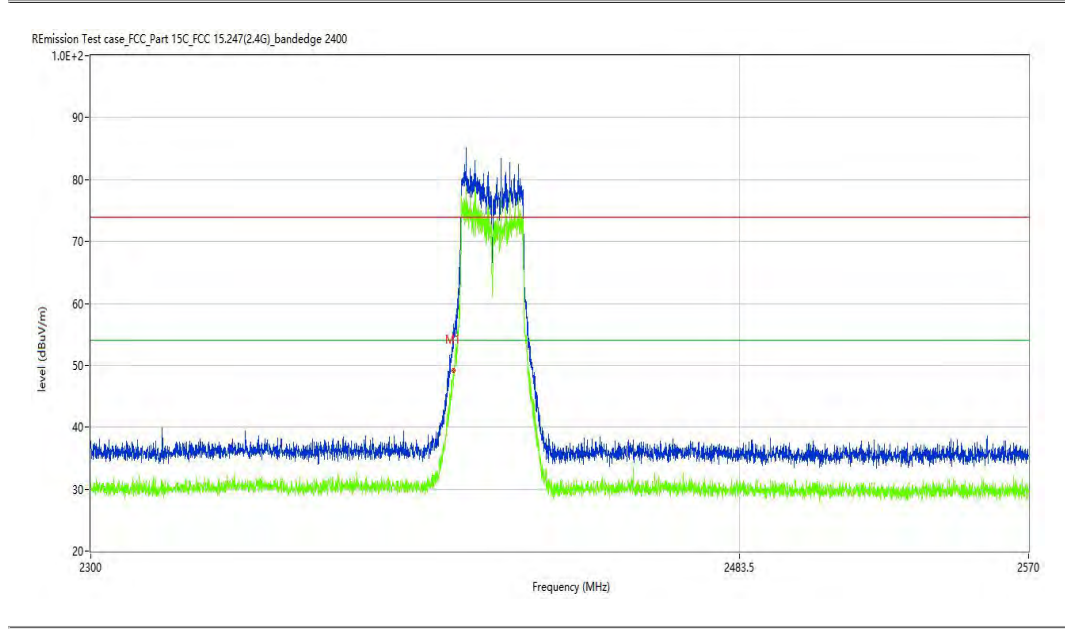
Work Addition: Normal

Temp.(oC): 20.9

Load: Full load

Hum.: 50

Remark: DR-RE01-E19110011-05#04



No.	Frequency (MHz)	Results (dBuV/m)	Factor (dB)	Limit (dBuV/m)	Over Limit (dB)	Detector	Table (Degree)	Height (cm)	Antenna	Verdict
1	2400.000	48.99	-4.18	74.0	-25.01	Peak	92.00	100	V	Pass
1**	2400.000	43.45	-4.18	54.0	-10.55	AV	92.00	100	V	Pass

WiFi2.4G-Bandedge -N-High 11 channel- Horizontal -TX

Test result

Project Number: Certification

Test Time: 2020-01-15_10.00.12

EUT Name: N.A

Test Engineer: LYT

Manufacturer: N.A

Test Standard: FCC

Model: N.A

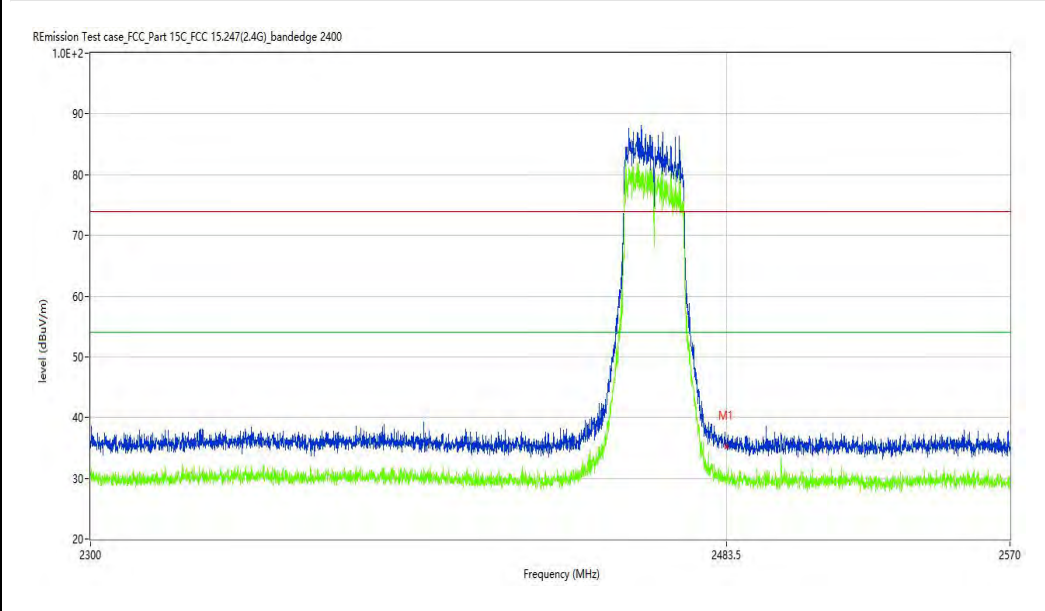
Work Addition: Normal

Temp.(oC): 20.9

Load: Full load

Hum.: 50

Remark: DR-RE01-E19110011-05#04



No.	Frequency (MHz)	Results (dBuV/m)	Factor (dB)	Limit (dBuV/m)	Over Limit (dB)	Detector	Table (Degree)	Height (cm)	Antenna	Verdict
1	2483.500	35.47	-3.87	74.0	-38.53	Peak	64.68	100	H	Pass
1**	2483.500	29.94	-3.87	54.0	-24.06	AV	64.68	100	H	Pass

WiFi2.4G-Bandedge -N-High 11 channel- Vertical-TX

Test result

Project Number: Certification

Test Time: 2020-01-15_09.56.10

EUT Name: N.A

Test Engineer: LYT

Manufacturer: N.A

Test Standard: FCC

Model: N.A

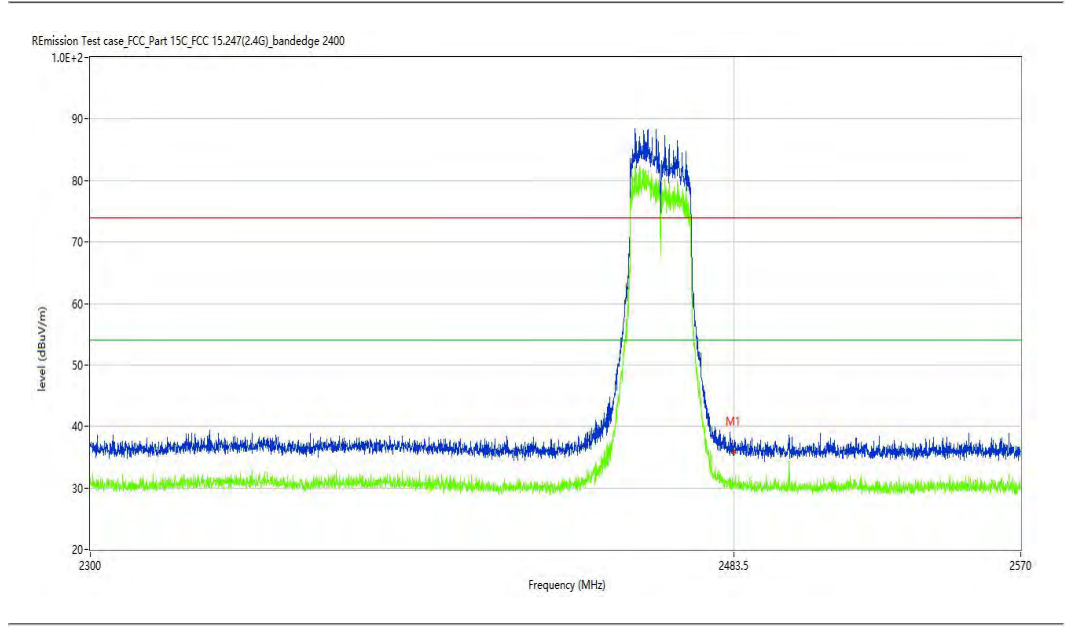
Work Addition: Normal

Temp.(oC): 20.9

Load: Full load

Hum.: 50

Remark: DR-RE01-E19110011-05#04



No.	Frequency (MHz)	Results (dBuV/m)	Factor (dB)	Limit (dBuV/m)	Over Limit (dB)	Detector	Table (Degree)	Height (cm)	Antenna	Verdict
1	2483.500	35.72	-3.87	74.0	-38.28	Peak	107.65	100	V	Pass
1**	2483.500	30.48	-3.87	54.0	-23.52	AV	107.65	100	V	Pass

WiFi2.4G-Bandedge -N-High 13 channel- Horizontal -TX

Test result

Project Number: Certification

Test Time: 2020-01-21_16.06.51

EUT Name: N.A

Test Engineer: LYT

Manufacturer: N.A

Test Standard: FCC

Model: N.A

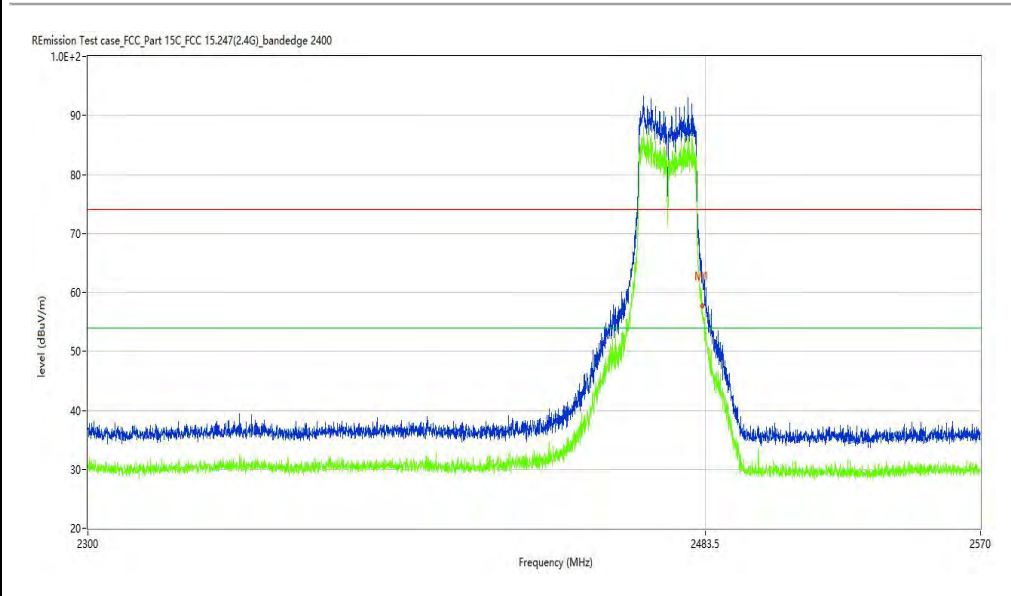
Work Addition: Normal

Temp.(oC): 20.1

Load: full load

Hum.: 54

Remark: DR-RSE01-E19110011-05#04



No.	Frequency (MHz)	Results (dBuV/m)	Factor (dB)	Limit (dBuV/m)	Over Limit (dB)	Detector	Table (Degree)	Height (cm)	Antenna	Verdict
1	2483.500	58.09	-3.87	74.0	-15.91	Peak	158.77	100	H	Pass
1**	2483.500	52.73	-3.87	54.0	-1.27	AV	158.77	100	H	Pass

WiFi2.4G-Bandedge -N-High 13 channel- Vertical-TX

Test result

Project Number: Certification

Test Time: 2020-01-21_16.01.22

EUT Name: N.A

Test Engineer: LYT

Manufacturer: N.A

Test Standard: FCC

Model: N.A

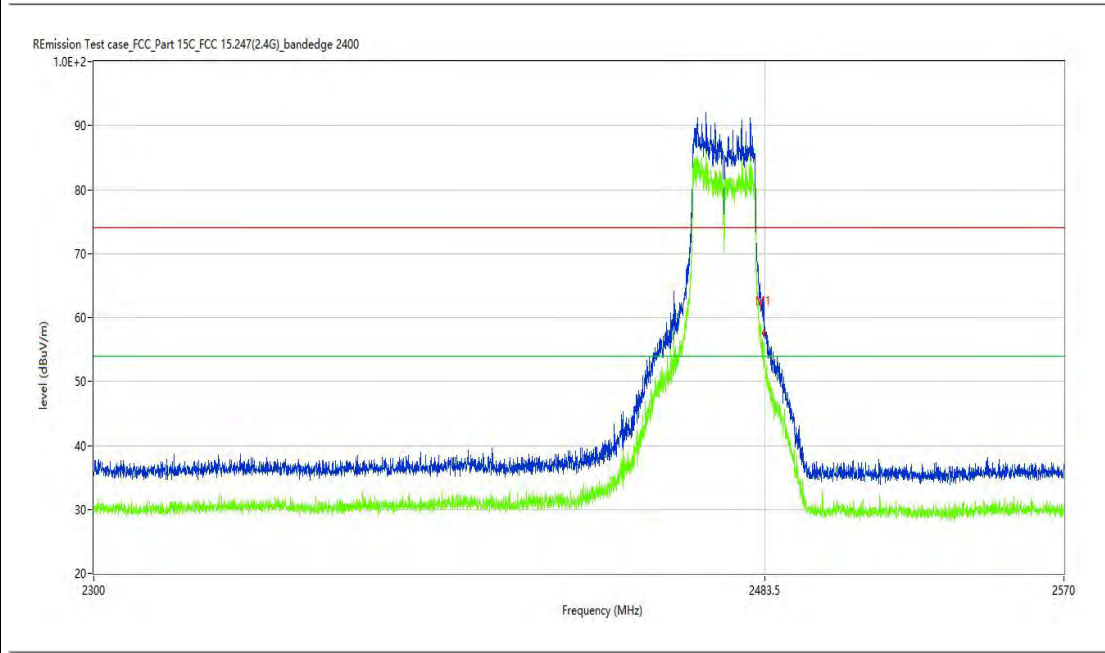
Work Addition: Normal

Temp.(oC): 20.1

Load: full load

Hum.: 54

Remark: DR-RSE01-E19110011-05#04



No.	Frequency (MHz)	Results (dBuV/m)	Factor (dB)	Limit (dBuV/m)	Over Limit (dB)	Detector	Table (Degree)	Height (cm)	Antenna	Verdict
1	2483.500	57.59	-3.87	74.0	-16.41	Peak	118.15	100	V	Pass
1**	2483.500	52.65	-3.87	54.0	-1.35	AV	118.15	100	V	Pass

WiFi2.4G-Bandedge –N40-Low channel- Horizontal -TX

Test result

Project Number: Certification

Test Time: 2020-01-15_14.57.12

EUT Name: N.A

Test Engineer: LYT

Manufacturer: N.A

Test Standard: FCC

Model: N.A

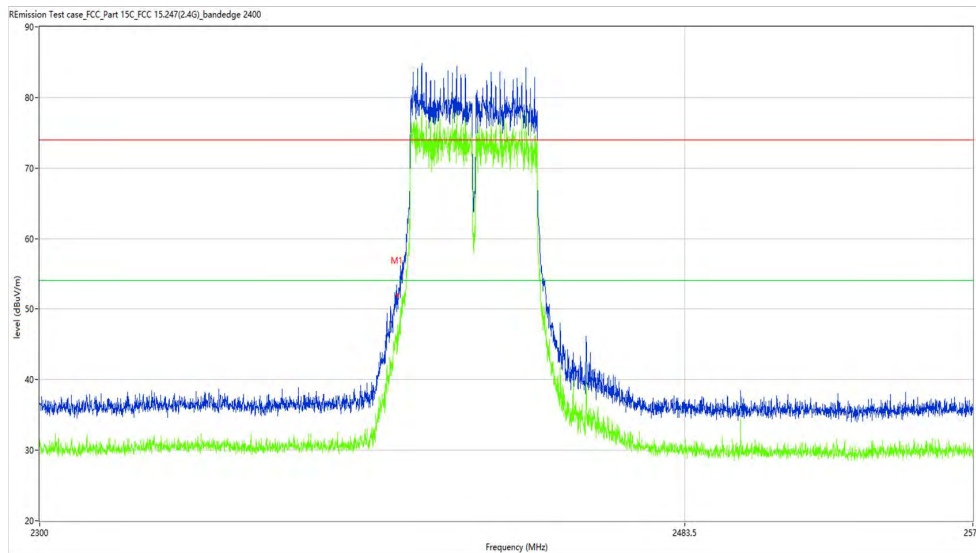
Work Addition: Normal

Temp.(oC): 20.9

Load: Full load

Hum.: 50

Remark: DR-RE01-E19110011-05#04



No.	Frequency (MHz)	Results (dBuV/m)	Factor (dB)	Limit (dBuV/m)	Over Limit (dB)	Detector	Table (Degree)	Height (cm)	Antenna	Verdict
1	2400.000	51.93	-4.18	74.0	-22.07	Peak	136.74	100	H	Pass
1**	2400.000	47.26	-4.18	54.0	-6.74	AV	136.74	100	H	Pass

WiFi2.4G-Bandedge –N40-Low channel- Vertical -TX

Test result

Project Number: Certification

Test Time: 2020-01-15_15.05.51

EUT Name: N.A

Test Engineer: LYT

Manufacturer: N.A

Test Standard: FCC

Model: N.A

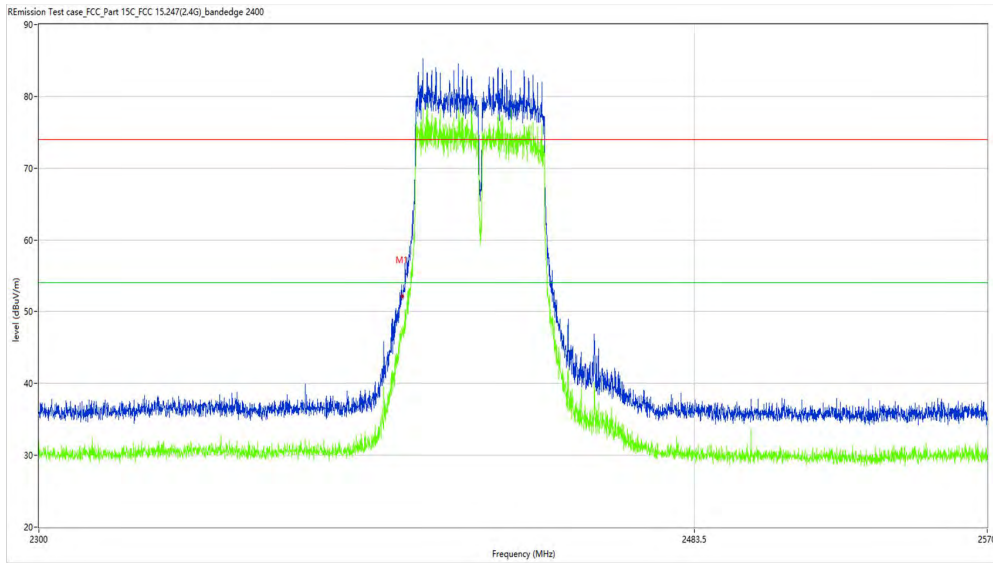
Work Addition: Normal

Temp.(oC): 20.9

Load: Full load

Hum.: 50

Remark: DR-RE01-E19110011-05#04



No.	Frequency (MHz)	Results (dBuV/m)	Factor (dB)	Limit (dBuV/m)	Over Limit (dB)	Detector	Table (Degree)	Height (cm)	Antenna	Verdict
1	2400.000	52.30	-4.18	74.0	-21.70	Peak	278.20	100	V	Pass
1**	2400.000	47.13	-4.18	54.0	-6.87	AV	278.20	100	V	Pass

WiFi2.4G-Bandedge –N40-High 9 channel- Horizontal -TX

Test result

Project Number: Certification

Test Time: 2020-01-15_14.59.46

EUT Name: N.A

Test Engineer: LYT

Manufacturer: N.A

Test Standard: FCC

Model: N.A

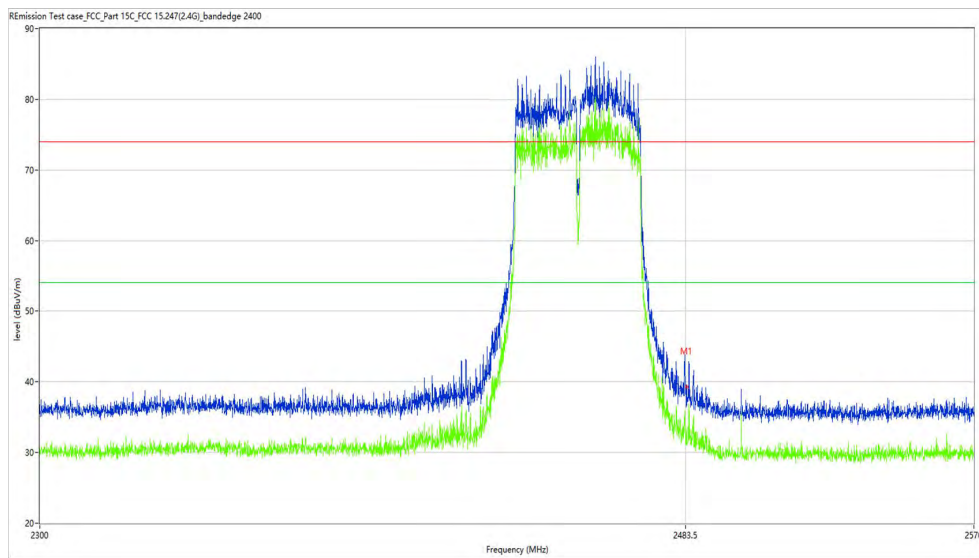
Work Addition: Normal

Temp.(oC): 20.9

Load: Full load

Hum.: 50

Remark: DR-RE01-E19110011-05#04



No.	Frequency (MHz)	Results (dBuV/m)	Factor (dB)	Limit (dBuV/m)	Over Limit (dB)	Detector	Table (Degree)	Height (cm)	Antenna	Verdict
1	2483.500	39.20	-3.87	74.0	-34.80	Peak	289.36	100	H	Pass
1**	2483.500	31.93	-3.87	54.0	-22.07	AV	289.36	100	H	Pass

WiFi2.4G-Bandedge –N40-High 9 channel- Vertical-TX

Test result

Project Number: Certification

Test Time: 2020-01-15_15.03.02

EUT Name: N.A

Test Engineer: LYT

Manufacturer: N.A

Test Standard: FCC

Model: N.A

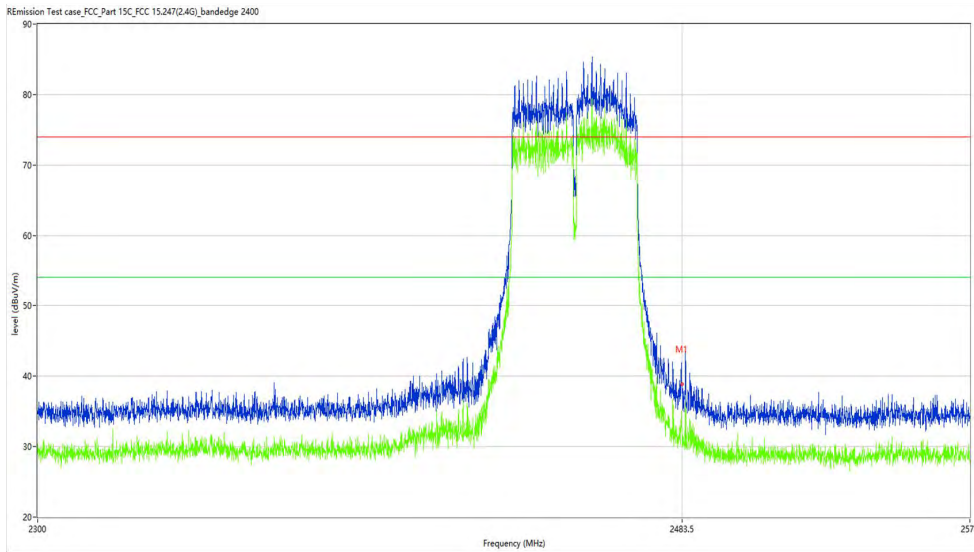
Work Addition: Normal

Temp.(oC): 20.9

Load: Full load

Hum.: 50

Remark: DR-RE01-E19110011-05#04



No.	Frequency (MHz)	Results (dBuV/m)	Factor (dB)	Limit (dBuV/m)	Over Limit (dB)	Detector	Table (Degree)	Height (cm)	Antenna	Verdict
1	2483.500	38.65	-3.87	74.0	-35.35	Peak	6.80	100	Vertical	Pass
1**	2483.500	31.01	-3.87	54.0	-22.99	AV	6.80	100	Vertical	Pass

WiFi2.4G-Bandedge –N40-High 11 channel- Horizontal -TX

Test result

Project Number: Certification

Test Time: 2020-01-21_16.37.28

EUT Name: N.A

Test Engineer: LYT

Manufacturer: N.A

Test Standard: FCC

Model: N.A

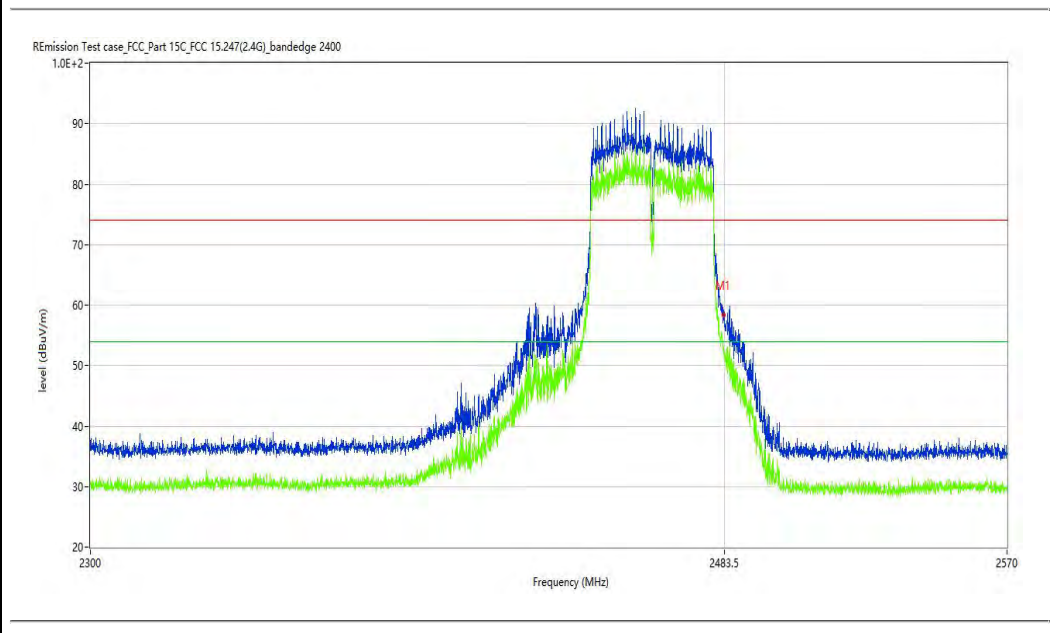
Work Addition: Normal

Temp.(oC): 20.1

Load: full load

Hum.: 54

Remark: DR-RSE01-E19110011-05#04



No.	Frequency (MHz)	Results (dBuV/m)	Factor (dB)	Limit (dBuV/m)	Over Limit (dB)	Detector	Table (Degree)	Height (cm)	Antenna	Verdict
1	2483.500	58.30	-3.87	74.0	-15.70	Peak	164.10	100	H	Pass
1**	2483.500	51.72	-3.87	54.0	-2.28	AV	164.10	100	H	Pass

WiFi2.4G-Bandedge –N40-High 11 channel- Vertical-TX

Test result

Project Number: Certification

Test Time: 2020-01-21_16.40.15

EUT Name: N.A

Test Engineer: LYT

Manufacturer: N.A

Test Standard: FCC

Model: N.A

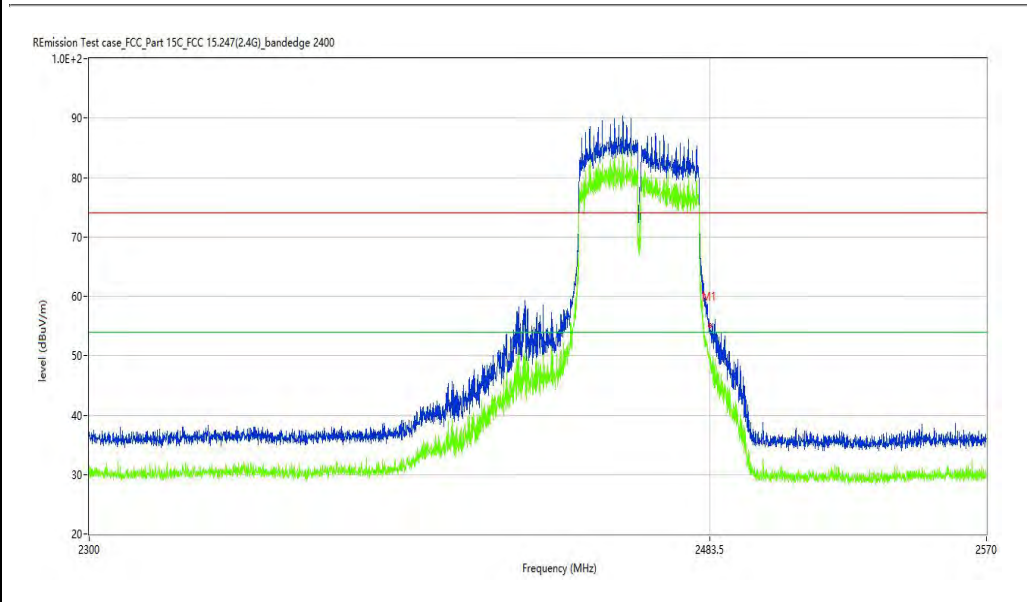
Work Addition: Normal

Temp.(oC): 20.1

Load: full load

Hum.: 54

Remark: DR-RSE01-E19110011-05#04



No.	Frequency (MHz)	Results (dBuV/m)	Factor (dB)	Limit (dBuV/m)	Over Limit (dB)	Detector	Table (Degree)	Height (cm)	Antenna	Verdict
1	2483.500	54.88	-3.87	74.0	-19.12	Peak	113.12	100	V	Pass
1**	2483.500	50.14	-3.87	54.0	-3.86	AV	113.12	100	V	Pass