



Appendix D

Photographs

1. SAR measurement System
2. Photographs of Tissue Simulate Liquid
3. Photographs of EUT test position
4. EUT Constructional Details











1. SAR measurement System



2. Photographs of Tissue Simulate Liquid

Photo 1: Tissue Simulant Liquid for Head 750	Photo 2: Tissue Simulant Liquid for Head 835
	
Photo 3: Tissue Simulant Liquid for Head 1750	Photo 4: Tissue Simulant Liquid for Head 1900
	
Photo 5: Tissue Simulant Liquid for Head 2450	Photo 6: Tissue Simulant Liquid for Head 2600
	



Shenzhen LCS Compliance Testing Laboratory Ltd.

Add: 101, 201 Bldg A & 301 Bldg C, Juji Industrial Park Yabianxueziwei, Shajing Street, Baoan District, Shenzhen, 518000, China


Tel: +(86) 0755-82591330 | E-mail: webmaster@lcs-cert.com | Web: www.lcs-cert.com

Scan code to check authenticity

3. Photographs of EUT test position

Photo 7: Horizontal-Up Side Setup Photo(180°) 0mm	Photo 8: Horizontal-Down Side Setup Photo(180°) 0mm
	
Photo 9: Horizontal-Right Side Setup Photo(90°) 0mm	Photo 10: Vertical- Up Side Setup Photo(180°) 0mm
	
Photo 11: Vertical-Down Side Setup Photo(180°) 0mm	Photo 12: Vertical-Top side Setup Photo(90°) 0mm
	



Photo 13: Vertical-Bottom Side Setup Photo(90°) 0mm	Photo 14: Front side 0mm
	
Photo 15: Rear side 0mm	Photo 16: Left side 0mm
	
Photo 17: Top side 0mm	NA
	NA





4. EUT Constructional Details

Photo 18: Front View	Photo 19: Back View
