



DFS MEASUREMENT REPORT

FCC ID: 2ALJ3AP45X
Applicant: HAN Networks Co., Ltd.
Product: HAN Access Point
Model No.: AP451
Brand Name: HANNETWORKS; HAN NETWORKS
FCC Classification: Unlicensed National Information Infrastructure (NII)
FCC Rule Part(s): Part 15 Subpart E (Section 15.407)
Result: Complies
Test Date: 2022-05-11 ~ 2022-05-14

Reviewed By: _____

Approved By: _____



The test results relate only to the samples tested.

This equipment has been shown to be capable of compliance with the applicable technical standards as indicated in the measurement report and was tested in accordance with the measurement procedures specified in KDB 905462. Test results reported herein relate only to the item(s) tested.

The test report shall not be reproduced except in full without the written approval of MRT Technology (Suzhou) Co., Ltd.

Revision History

Report No.	Version	Description	Issue Date	Note
2203RSU065-U4	Rev. 01	Initial Report	2022-09-20	Valid

Note: This report is a copy report of original report 2203RSU064-U4. Only applicant information and Product information (name & model No. & brand name) has changed.

CONTENTS

Description	Page
1. General Information	5
1.1. Applicant	5
1.2. Manufacturer	5
1.3. Testing Facility	5
1.4. Product Information	6
1.5. Radio Specification	7
1.6. Working Frequencies	8
1.7. Antenna Details	9
2. Test Configuration.....	10
2.1. Test Mode	10
2.2. Test Channel.....	10
2.3. Applied Standards	10
2.4. Test Environment Condition.....	10
3. DFS Detection Thresholds and Radar Test Waveforms.....	11
3.1. Applicability.....	11
3.2. DFS Devices Requirements	12
3.3. DFS Detection Threshold Values	14
3.4. Parameters of DFS Test Signals	15
3.5. Conducted Test Setup	18
4. Measuring Instrument.....	19
5. Test Result	20
5.1. Summary.....	20
5.2. Radar Waveform Calibration Measurement	21
5.2.1. Calibration Setup	21
5.2.2. Calibration Procedure.....	21
5.2.3. Calibration & Channel Loading Result	21
5.3. NII Detection Bandwidth Measurement.....	22
5.3.1. Test Limit.....	22
5.3.2. Test Procedure.....	22
5.3.3. Test Result	23
5.4. Initial Channel Availability Check Time Measurement.....	24
5.4.1. Test Limit.....	24
5.4.2. Test Procedure.....	24
5.4.3. Test Result	24
5.5. Radar Burst at the Beginning of the Channel Availability Check Time Measurement	25

5.5.1.	Test Limit.....	25
5.5.2.	Test Procedure.....	25
5.5.3.	Test Result	25
5.6.	Radar Burst at the End of the Channel Availability Check Time Measurement.....	26
5.6.1.	Test Limit.....	26
5.6.2.	Test Procedure.....	26
5.6.3.	Test Result	26
5.7.	In-Service Monitoring for Channel Move Time, Channel Closing Transmission Time and Non-Occupancy Period Measurement.....	27
5.7.1.	Test Limit.....	27
5.7.2.	Test Procedure.....	27
5.7.3.	Test Result	28
5.8.	Statistical Performance Check Measurement	29
5.8.1.	Test Limit.....	29
5.8.2.	Test Procedure.....	29
5.8.3.	Test Result	30
Appendix A – Test Result.....		31
A.1	Calibration Test Result.....	31
A.2	Channel Loading Test Result.....	33
A.3	NII Detection Bandwidth Test Result	34
A.4	Initial Channel Availability Check Time Test Result	37
A.5	Radar Burst at the Beginning of the Channel Availability Check Time Test Result.....	38
A.6	Radar Burst at the End of the Channel Availability Check Time Test Result	39
A.7	In-Service Monitoring for Channel Move Time, Channel Closing Transmission Time and Non-Occupancy Period Test Result.....	40
A.8	Statistical Performance Check	41
Appendix B – Test Setup Photograph		122
Appendix C – EUT Photograph		123

1.4. Product Information

Product Name	HAN Access Point
Model No.	AP451
EUT Identification No.	20220324Sanmple#10
Wi-Fi Specification	802.11a/b/g/n/ac/ax
Bluetooth Specification	V5.1 Single Mode
Antenna Information	Refer to Section 1.7
Power Type	AC Adapter Input or PoE Input
Operating Environment	Indoor Use
Accessories	
AC Adapter	Model: ADP-50GR B Input: 100-240V ~ 50/60Hz, 1.3A Output: 48.0V, 1.042A, 50.1W MAX
PoE Injector	Model: POE60U-1BT-X Input: 100-240V ~ 1.5A, 50/60Hz Output: 56.0V, 0.535A, 30W PIN 3, 6+ PIN 1, 2 Return Output: 56.0V, 0.535A, 30W PIN 4, 5+ PIN 7, 8 Return
Remark: The information of EUT was provided by the manufacturer, and the accuracy of the information shall be the responsibility of the manufacturer.	

1.5. Radio Specification

Frequency Range	For 802.11a/n-HT20/ac-VHT20/ax-HE20: 5180~5320MHz, 5500~5720MHz, 5745~5825MHz For 802.11n-HT40/ac-VHT40/ax-HE40: 5190~5310MHz, 5510~5710MHz, 5755~5795MHz For 802.11ac-VHT80/ax-HE80: 5210MHz, 5290MHz, 5530MHz, 5610 MHz, 5690 MHz, 5775MHz
Type of Modulation	802.11a/n/ac: OFDM 802.11ax: OFDMA
Data Rate	802.11a: 6/9/12/18/24/36/48/54Mbps 802.11n: up to 600Mbps 802.11ac: up to 3466.4Mbps 802.11ax: up to 4804Mbps
Power-on cycle	Requires 44.7 seconds to complete its power-on cycle
Uniform Spreading (For DFS Frequency Band)	For the 5250-5350MHz, 5470-5725 MHz bands, the Master device provides, on aggregate, uniform loading of the spectrum across all devices by selecting an operating channel among the available channels using a random algorithm.

Note: For other features of this EUT, test report will be issued separately.

1.6. Working Frequencies

802.11a/n-HT20/ac-VHT20/ax-HE20

Channel	Frequency	Channel	Frequency	Channel	Frequency
36	5180 MHz	40	5200 MHz	44	5220 MHz
48	5240 MHz	52	5260 MHz	56	5280 MHz
60	5300 MHz	64	5320 MHz	100	5500 MHz
104	5520 MHz	108	5540 MHz	112	5560 MHz
116	5580 MHz	120	5600 MHz	124	5620 MHz
128	5640 MHz	132	5660 MHz	136	5680 MHz
140	5700 MHz	144	5720 MHz	149	5745 MHz
153	5765 MHz	157	5785 MHz	161	5805 MHz
165	5825 MHz	--	--	--	--

802.11n-HT40/ac-VHT40/ax-HE40

Channel	Frequency	Channel	Frequency	Channel	Frequency
38	5190 MHz	46	5230 MHz	54	5270 MHz
62	5310 MHz	102	5510 MHz	110	5550MHz
118	5590 MHz	126	5630 MHz	134	5670 MHz
142	5710 MHz	151	5755 MHz	159	5795 MHz

802.11ac-VHT80/ax-HE80

Channel	Frequency	Channel	Frequency	Channel	Frequency
42	5210 MHz	58	5290 MHz	106	5530 MHz
122	5610 MHz	138	5690 MHz	155	5775 MHz

1.7. Antenna Details

Antenna Type	Frequency Band (MHz)	Tx Paths	Max Antenna Gain (dBi)	Directional Gain (dBi)		Beamforming Directional Gain (dBi)
				For Power	For PSD	
Wi-Fi Antennas						
PIFA	2400 ~ 2483.5	4	3.9	3.9	9.92	9.92
PIFA & Dipole	5150 ~ 5850	8	3.9	BW ≥ 40M, 3.9 BW=20M, 6.9	12.93	12.93
Dipole	5925 ~ 7125	4	3.8	3.8	9.82	9.82
Scan Antenna						
Dipole	2400 ~ 2483.5	1	3.5	3.5	3.5	--
Dipole	5150 ~ 5250 & 5725 ~ 5850	1	3.9	3.9	3.9	--
Bluetooth Antenna						
Dipole	2400 ~ 2483.5	1	3.5	3.5	3.5	--
Remark: <ol style="list-style-type: none"> The EUT supports Cyclic Delay Diversity (CDD) mode, and CDD signals are correlated. For CDD transmissions, directional gain is calculated as follows. Directional gain = $G_{ANT\ Max} + \text{Array Gain}$, where Array Gain is as follows. <ul style="list-style-type: none"> For power spectral density (PSD) measurements on all devices, Array Gain = $10 \log (N_{ANT} / N_{SS})$ dB; For power measurements on IEEE 802.11 devices, Array Gain = 0 dB for $N_{ANT} \leq 4$; Array Gain = 0 dB for channel widths ≥ 40 MHz for any N_{ANT}; Array Gain = $5 \log(N_{ANT} / N_{SS})$ dB or 3 dB, whichever is less, for 20MHz channel widths with $N_{ANT} \geq 5$. The EUT also supports Beam Forming mode, and the Beam Forming support 802.11n/ac/ax, not include 802.11a/b/g. Beamforming Directional gain = $G_{ANT\ Max} + 10 \log (N_{ANT} / N_{SS})$. 						

2. Test Configuration

2.1. Test Mode

Mode 1: Operating under AP mode

2.2. Test Channel

Test Mode	Test Channel	Test Frequency
802.11ax-HE20	60	5300 MHz
802.11ax-HE40	62	5310 MHz
802.11ax-HE80	58	5290 MHz

2.3. Applied Standards

According to the specifications of the manufacturer, the EUT must comply with the requirements of the following standards:

- FCC Part 15.407 Section (h)(2)
- KDB 905462 D02v02
- KDB 905462 D04v01

2.4. Test Environment Condition

Ambient Temperature	15 ~ 35°C
Relative Humidity	20 ~ 75%RH

3. DFS Detection Thresholds and Radar Test Waveforms

3.1. Applicability

The following table from FCC KDB 905462 D02 NII DFS Compliance Procedures New Rules v02 lists the applicable requirements for the DFS testing.

Requirement	Operational Mode		
	Master	Client Without Radar Detection	Client With Radar Detection
Non-Occupancy Period	Yes	Not required	Yes
DFS Detection Threshold	Yes	Not required	Yes
Channel Availability Check Time	Yes	Not required	Not required
U-NII Detection Bandwidth	Yes	Not required	Yes

Table 3-1: Applicability of DFS Requirements Prior to Use of a Channel

Requirement	Operational Mode	
	Master Device or Client With Radar Detection	Client Without Radar Detection
DFS Detection Threshold	Yes	Not required
Channel Closing Transmission Time	Yes	Yes
Channel Move Time	Yes	Yes
U-NII Detection Bandwidth	Yes	Not required

Additional requirements for devices with multiple bandwidth modes	Master Device or Client with Radar Detection	Client Without Radar Detection
U-NII Detection Bandwidth and Statistical Performance Check	All BW modes must be tested	Not required
Channel Move Time and Channel Closing Transmission Time	Test using widest BW mode available	Test using the widest BW mode available for the link
All other tests	Any single BW mode	Not required

Note: Frequencies selected for statistical performance check should include several frequencies within the radar detection bandwidth and frequencies near the edge of the radar detection bandwidth. For 802.11 devices it is suggested to select frequencies in each of the bonded 20 MHz channels and the channel center frequency.

Table 3-2: Applicability of DFS Requirements during normal operation

3.2. DFS Devices Requirements

Per FCC KDB 905462 D02 NII DFS Compliance Procedures New Rules v02 the following are the requirements for Master Devices:

- (a) The Master Device will use DFS in order to detect Radar Waveforms with received signal strength above the DFS Detection Threshold in the 5250 ~ 5350 MHz and 5470 ~ 5725 MHz bands. DFS is not required in the 5150 ~ 5250 MHz or 5725 ~ 5825 MHz bands.
- (b) Before initiating a network on a Channel, the Master Device will perform a Channel Availability Check for a specified time duration (Channel Availability Check Time) to ensure that there is no radar system operating on the Channel, using DFS described under subsection a) above.
- (c) The Master Device initiates a U-NII network by transmitting control signals that will enable other U-NII devices to Associate with the Master Device.
- (d) During normal operation, the Master Device will monitor the Channel (In-Service Monitoring) to ensure that there is no radar system operating on the Channel, using DFS described under a).
- (e) If the Master Device has detected a Radar Waveform during In-Service Monitoring as described under d), the Operating Channel of the U-NII network is no longer an Available Channel. The Master Device will instruct all associated Client Device(s) to stop transmitting on this Channel within the Channel Move Time. The transmissions during the Channel Move Time will be limited to the Channel Closing Transmission Time.
- (f) Once the Master Device has detected a Radar Waveform it will not utilize the Channel for the duration of the Non-Occupancy Period.
- (g) If the Master Device delegates the In-Service Monitoring to a Client Device, then the combination will be tested to the requirements described under d) through f) above.

Channel Move Time and Channel Closing Transmission Time requirements are listed in the following table.

Parameter	Value
Non-occupancy period	Minimum 30 minutes
Channel Availability Check Time	60 seconds
Channel Move Time	10 seconds See Note 1.
Channel Closing Transmission Time	200 milliseconds + an aggregate of 60 milliseconds over remaining 10 second period. See Notes 1 and 2.
U-NII Detection Bandwidth	Minimum 100% of the U-NII 99% transmission power bandwidth. See Note 3.
<p>Note 1: Channel Move Time and the Channel Closing Transmission Time should be performed with Radar Type 0. The measurement timing begins at the end of the Radar Type 0 burst.</p> <p>Note 2: The Channel Closing Transmission Time is comprised of 200 milliseconds starting at the beginning of the Channel Move Time plus any additional intermittent control signals required to facilitate a Channel move (an aggregate of 60 milliseconds) during the remainder of the 10 second period. The aggregate duration of control signals will not count quiet periods in between transmissions.</p> <p>Note 3: During the U-NII Detection Bandwidth detection test, radar type 0 should be used. For each frequency step the minimum percentage of detection is 90 percent. Measurements are performed with no data traffic.</p>	

Table 3-3: DFS Response Requirements

3.3. DFS Detection Threshold Values

The DFS detection thresholds are defined for Master devices and Client Devices with In-service monitoring.

These detection thresholds are listed in the following table.

Maximum Transmit Power	Value (See Notes 1, 2, and 3)
EIRP \geq 200 milliwatt	-64 dBm
EIRP < 200 milliwatt and power spectral density < 10 dBm/MHz	-62 dBm
EIRP < 200 milliwatt that do not meet the power spectral density requirement	-64 dBm

Note 1: This is the level at the input of the receiver assuming a 0 dBi receive antenna.

Note 2: Throughout these test procedures an additional 1 dB has been added to the amplitude of the test transmission waveforms to account for variations in measurement equipment. This will ensure that the test signal is at or above the detection threshold level to trigger a DFS response.

Note3: EIRP is based on the highest antenna gain. For MIMO devices refer to KDB Publication 662911 D01.

Table 3-4: Detection Thresholds for Master Devices and Client Devices with Radar Detection

3.4. Parameters of DFS Test Signals

This section provides the parameters for required test waveforms, minimum percentage of successful detections, and the minimum number of trials that must be used for determining DFS conformance. Step intervals of 0.1 microsecond for Pulse Width, 1 microsecond for PRI, 1 MHz for chirp width and 1 for the number of pulses will be utilized for the random determination of specific test waveforms.

Short Pulse Radar Test Waveforms

Radar Type	Pulse Width (μsec)	PRI (μsec)	Number of Pulses	Minimum Percentage of Successful Detection	Minimum Number of Trials
0	1	1428	18	See Note 1	See Note 1
1	1	Test A: 15 unique PRI values randomly selected from the list of 23 PRI values in Table 3-6	$\text{Roundup} \left\{ \left(\frac{1}{360} \right) \cdot \left(\frac{19 \cdot 10^6}{\text{PRI}_{\mu\text{sec}}} \right) \right\}$	60%	30
		Test B: 15 unique PRI values randomly selected within the range of 518-3066 μsec, with a minimum increment of 1 μsec, excluding PRI values selected in Test A			
2	1-5	150-230	23-29	60%	30
3	6-10	200-500	16-18	60%	30
4	11-20	200-500	12-16	60%	30
Aggregate (Radar Types 1-4)				80%	120
Note: Short Pulse Radar Type 0 should be used for the detection bandwidth test, channel move time, and channel closing time tests.					

Table 3-5: Parameters for Short Pulse Radar Waveforms

A minimum of 30 unique waveforms are required for each of the Short Pulse Radar Types 2 through 4. If more than 30 waveforms are used for Short Pulse Radar Types 2 through 4, then each additional waveform must also be unique and not repeated from the previous waveforms.

Pulse Repetition Frequency Number	Pulse Repetition Frequency (Pulses Per Second)	Pulse Repetition Interval (Microseconds)
1	1930.5	518
2	1858.7	538
3	1792.1	558
4	1730.1	578
5	1672.2	598
6	1618.1	618
7	1567.4	638
8	1519.8	658
9	1474.9	678
10	1432.7	698
11	1392.8	718
12	1355	738
13	1319.3	758
14	1285.3	778
15	1253.1	798
16	1222.5	818
17	1193.3	838
18	1165.6	858
19	1139	878
20	1113.6	898
21	1089.3	918
22	1066.1	938
23	326.2	3066

Table 3-6: Pulse Repetition Intervals Values for Test A

Long Pulse Radar Test Waveform

Radar Type	Pulse Width (μsec)	Chirp Width (MHz)	PRI (μsec)	Number of Pulses per Burst	Number of Bursts	Minimum Percentage of Successful Detection	Minimum Number of Trials
5	50 - 100	5 - 20	1000 - 2000	1 - 3	8 - 20	80%	30

Table 3-7: Parameters for Long Pulse Radar Waveforms

The parameters for this waveform are randomly chosen. Thirty unique waveforms are required for the Long Pulse Radar Type waveforms. If more than 30 waveforms are used for the Long Pulse Radar Type waveforms, then each additional waveform must also be unique and not repeated from the previous waveforms.

Frequency Hopping Radar Test Waveform

Radar Type	Pulse Width (μsec)	PRI (μsec)	Pulses Per Hop	Hopping Rate (kHz)	Hopping Sequence Length (msec)	Minimum Percentage of Successful Detection	Minimum Number of Trials
6	1	333	9	0.333	300	70%	30

Table 3-8: Parameters for Frequency Hopping Radar Waveforms

For the Frequency Hopping Radar Type, the same Burst parameters are used for each waveform. The hopping sequence is different for each waveform and a 100-length segment is selected from the hopping sequence defined by the following algorithm:

The first frequency in a hopping sequence is selected randomly from the group of 475 integer frequencies from 5250 – 5724MHz. Next, the frequency that was just chosen is removed from the group and a frequency is randomly selected from the remaining 474 frequencies in the group. This process continues until all 475 frequencies are chosen for the set. For selection of a random frequency, the frequencies remaining within the group are always treated as equally likely.

3.5. Conducted Test Setup

The FCC KDB 905462 D02 NII DFS Compliance Procedures New Rules v02 describes a radiated test setup and a conducted test setup. The conducted test setup was used for this testing. Figure 3-1 shows the typical test setup.

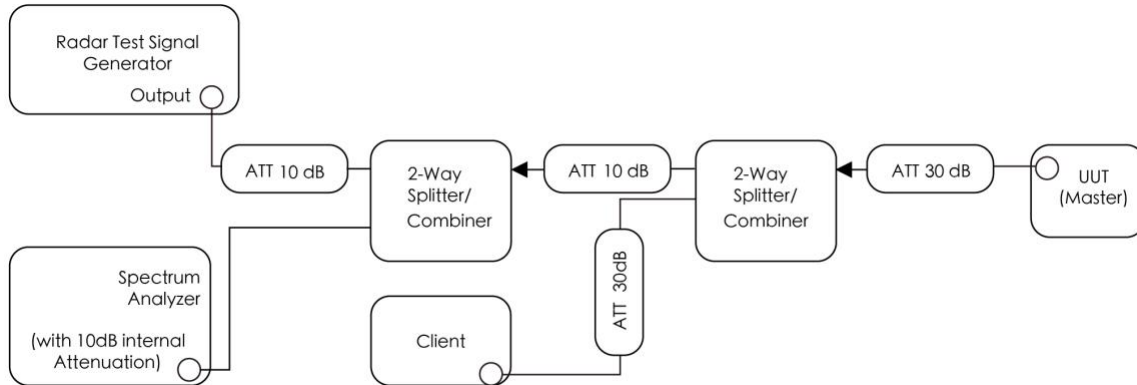


Figure 3-1: Conducted Test Setup where UUT is a Master and Radar Test Waveforms are injected into the Masters

4. Measuring Instrument

Instrument	Manufacturer	Model No.	Asset No.	Cali. Interval	Cali. Due Date	Test Site
Signal Analyzer	R&S	FSV40	MRTSUE06218	1 year	2023-04-06	WZ-SR4
Thermohygrometer	testo	608-H1	MRTSUE06222	1 year	2022-10-10	WZ-SR4
Signal Generator	R&S	SMBV100A	MRTSUE06279	1 year	2023-04-06	WZ-SR4
Shielding Room	HUAMING	WZ-SR4	MRTSUE06441	N/A	N/A	WZ-SR4
Signal Analyzer	Keysight	N9010B	MRTSUE06558	1 year	2022-06-24	WZ-SR4
Signal Analyzer	R&S	FSV40	MRTSUE06990	1 year	2022-10-12	WZ-SR4
Signal Generator	R&S	SMU200A	MRTSUE06490	1 year	2023-02-14	WZ-SR4
Signal Generator	Keysight	N5182B	MRTSUE06451	1 year	2022-06-24	WZ-SR4
Signal Generator	Keysight	N5182B	MRTSUE06993	1 year	2022-09-10	WZ-SR4
Power Divider	MVE	MVE8576	MRTSUE06259	1 year	2022-10-28	WZ-SR4
Power Divider	MVE	MVE8576	MRTSUE06267	1 year	2022-10-28	WZ-SR4
Power Divider	MVE	MVE8577	MRTSUE06744	1 year	2023-04-20	WZ-SR4
Power Divider	MVE	MVE8577	MRTSUE06268	1 year	2022-10-28	WZ-SR4
Attenuator	MVE	MVE2213	MRTSUE11085	1 year	2022-06-10	WZ-SR4
Attenuator	MVE	MVE2213	MRTSUE11095	1 year	2022-06-10	WZ-SR4
Attenuator	MVE	MVE2213	MRTSUE11096	1 year	2022-06-10	WZ-SR4
Attenuator	MVE	MVE2213	MRTSUE11087	1 year	2022-06-10	WZ-SR4

Client Information

Instrument	Manufacturer	Type No.	Certification Number
Wi-Fi Module	Intel	AX200NGW	FCC ID: PD9AX200NG

Software	Version	Manufacturer	Function
DFS Tool	V 6.9.2	Agilent	DFS Test Software
Pulse Sequencer	V 2.0	R&S	DFS Test Software
Signal Studio	V2.2.0.0	Keysight	DFS Test Software

5. Test Result

5.1. Summary

Parameter	Verdict	Reference
NII Detection Bandwidth Measurement	Pass	Section 5.3
Initial Channel Availability Check Time	Pass	Section 5.4
Radar Burst at the Beginning of the Channel Availability Check Time	Pass	Section 5.5
Radar Burst at the End of the Channel Availability Check Time	Pass	Section 5.6
In-Service Monitoring for Channel Move Time, Channel Closing Transmission Time	Pass	Section 5.7
Non-Occupancy Period	Pass	Section 5.7
Statistical Performance Check	Pass	Section 5.8

5.2. Radar Waveform Calibration Measurement

5.2.1. Calibration Setup

The conducted test setup was used for this calibration testing. Figure 3-2 shows the typical test setup.

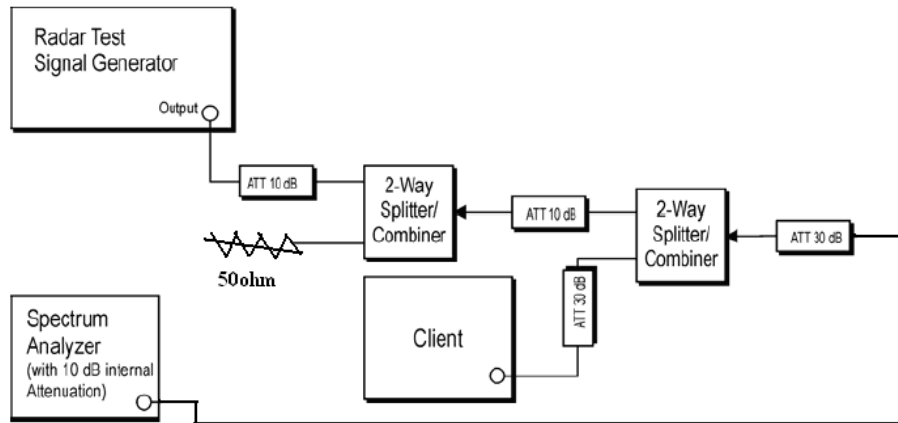


Figure 3-2: Conducted Test Setup

5.2.2. Calibration Procedure

The Interference Radar Detection Threshold Level is $(-64\text{dBm}) + (0) [\text{dBi}] + 1 \text{ dB} = -63 \text{ dBm}$ that had been taken into account the output power range and antenna gain. The above equipment setup was used to calibrate the conducted Radar Waveform. A vector signal generator was utilized to establish the test signal level for each radar type. During this process there were replace 50ohm terminal form Master and Client device and no transmissions by either the Master or Client Device. The spectrum analyzer was switched to the zero span (Time Domain) at the frequency of the Radar Waveform generator. Peak detection was used. The spectrum analyzer resolution bandwidth (RBW) and video bandwidth (VBW) were set to at least 3MHz. The vector signal generator amplitude was set so that the power level measured at the spectrum analyzer was $(-64\text{dBm}) + (0) [\text{dBi}] + 1 \text{ dB} = -63\text{dBm}$. Capture the spectrum analyzer plots on short pulse radar types, long pulse radar type and hopping radar waveform.

5.2.3. Calibration & Channel Loading Result

Refer to Appendix A.1 & A.2.

5.3. NII Detection Bandwidth Measurement

5.3.1. Test Limit

Minimum 100% of the NII 99% transmission power bandwidth. During the U-NII Detection Bandwidth detection test, each frequency step the minimum percentage of detection is 90 percent. Measurements are performed with no data traffic.

5.3.2. Test Procedure

1. Adjust the equipment to produce a single Burst of any one of the Short Pulse Radar Types 0-4 in Table 3-5 at the center frequency of the EUT Operating Channel at the specified DFS Detection Threshold level.
2. The generating equipment is configured as shown in the Conducted Test Setup above section 3.5.
3. The EUT is set up as a stand-alone device (no associated Client or Master, as appropriate) and no traffic. Frame based systems will be set to a talk/listen ratio reflecting the worst case (maximum) that is user configurable during this test.
4. Generate a single radar Burst, and note the response of the EUT. Repeat for a minimum of 10 trials. The EUT must detect the Radar Waveform using the specified U-NII Detection Bandwidth criterion shown in Table 3-5. In cases where the channel bandwidth may exceed past the DFS band edge on specific channels (i.e., 802.11ac or wideband frame based systems) select a channel that has the entire emission bandwidth within the DFS band. If this is not possible, test the detection BW to the DFS band edge.
5. Starting at the center frequency of the UUT operating Channel, increase the radar frequency in 5 MHz steps, repeating the above test sequence, until the detection rate falls below the U-NII Detection Bandwidth criterion specified in Table 3-3. Repeat this measurement in 1MHz steps at frequencies 5 MHz below where the detection rate begins to fall. Record the highest frequency (denote as F_H) at which detection is greater than or equal to the U-NII Detection Bandwidth criterion. Recording the detection rate at frequencies above F_H is not required to demonstrate compliance.
6. Starting at the center frequency of the EUT operating Channel, decrease the radar frequency in 1 MHz steps, repeating the above item 4 test sequence, until the detection rate falls below the U-NII Detection Bandwidth criterion. Record the lowest frequency (denote as F_L) at which detection is greater than or equal to the U-NII Detection Bandwidth criterion. Recording the detection rate at frequencies below F_L is not required to demonstrate compliance.
7. The U-NII Detection Bandwidth is calculated as follows: $\text{U-NII Detection Bandwidth} = F_H - F_L$
8. The U-NII Detection Bandwidth must be at least 100% of the EUT transmitter 99% power, otherwise, the

EUT does not comply with DFS requirements.

5.3.3. Test Result

Refer to Appendix A.3.

5.4. Initial Channel Availability Check Time Measurement

5.4.1. Test Limit

The EUT shall perform a Channel Availability Check to ensure that there is no radar operating on the channel. After power-up sequence, receive at least 1 minute on the intended operating frequency.

5.4.2. Test Procedure

1. The U-NII devices will be powered on and be instructed to operate on the appropriate U-NII Channel that must incorporate DFS functions. At the same time the EUT is powered on, the spectrum analyzer will be set to zero span mode with a 3 MHz RBW and 3 MHz VBW on the Channel occupied by the radar (Chr) with a 2.5 minutes sweep time. The spectrum analyzer's sweep will be started at the same time power is applied to the U-NII device.
2. The EUT should not transmit any beacon or data transmissions until at least 1 minute after the completion of the power-on cycle.
3. Confirm that the EUT initiates transmission on the channel. Measurement system showing its nominal noise floor is marker1.

5.4.3. Test Result

Refer to Appendix A.4.

5.5. Radar Burst at the Beginning of the Channel Availability Check Time Measurement

5.5.1. Test Limit

In beginning of the Channel Availability Check (CAC) Time, radar is detected on this channel, select another intended channel and perform a CAC on that channel.

5.5.2. Test Procedure

1. The steps below define the procedure to verify successful radar detection on the selected Channel during a period equal to the Channel Availability Check Time and avoidance of operation on that Channel when a radar Burst with a level equal to the DFS Detection Threshold + 1 dB occurs at the beginning of the Channel Availability Check Time.
2. The EUT is in completion power-up cycle (from T0 to T1). T1 denotes the instant when the EUT has completed its power-up sequence. The Channel Availability Check Time commences at instant T1 and will end no sooner than T1 + 60 seconds. A single Burst of one of Short Pulse Radar Types 0-4 at DFS Detection Threshold + 1 dB will commence within a 6 second window starting at T1.
3. Visual indication on the EUT of successful detection of the radar Burst will be recorded and reported. Observation of emissions will continue for 2.5 minutes after the radar Burst has been generated. Verify that during the 2.5 minutes measurement window no EUT transmissions occurred.

5.5.3. Test Result

Refer to Appendix A.5.

5.6. Radar Burst at the End of the Channel Availability Check Time Measurement

5.6.1. Test Limit

In the end of Channel Availability Check (CAC) Time, radar is detected on this channel, select another intended channel and perform a CAC on that channel.

5.6.2. Test Procedure

1. The steps below define the procedure to verify successful radar detection on the selected Channel during a period equal to the Channel Availability Check Time and avoidance of operation on that Channel when a radar Burst with a level equal to the DFS Detection Threshold + 1 dB occurs at the beginning of the Channel Availability Check Time.
2. The EUT is powered on at T0. T1 denotes the instant when the EUT has completed its power-up sequence. The Channel Availability Check Time commences at instant T1 and will end no sooner than T1 + 60 seconds. A single Burst of one of Short Pulse Radar Types 0-4 at DFS Detection Threshold + 1 dB will commence within a 6 second window starting at T1+ 54 seconds.
3. Visual indication on the EUT of successful detection of the radar Burst will be recorded and reported. Observation of emissions will continue for 2.5 minutes after the radar Burst has been generated. Verify that during the 2.5 minutes measurement window no EUT transmissions occurred.

5.6.3. Test Result

Refer to Appendix A.6.

5.7. In-Service Monitoring for Channel Move Time, Channel Closing Transmission Time and Non-Occupancy Period Measurement

5.7.1. Test Limit

The EUT has In-Service Monitoring function to continuously monitor the radar signals. If the radar is detected, must leave the channel (Shutdown). The Channel Move Time to cease all transmissions on the current channel upon detection of a Radar Waveform above the DFS Detection Threshold within 10 sec. The total duration of Channel Closing Transmission Time is 260ms, consisting of data signals and the aggregate of control signals, by a U-NII device during the Channel Move Time. The Non-Occupancy Period time is 30 minutes during which a Channel will not be utilized after a Radar Waveform is detected on that Channel.

5.7.2. Test Procedure

1. The test should be performed with Radar Type 0. The measurement timing begins at the end of the Radar Type 0.
2. When the radar burst with a level equal to the DFS Detection Threshold + 1dB is generated on the Operating Channel of the U-NII device. A U-NII device operating as a Master Device will associate with the Client Device at Channel. Stream the MPEG test file from the Master Device to the Client Device on the selected Channel for the entire period of the test. At time T0 the Radar Waveform generator sends a Burst of pulses for each of the radar types at Detection Threshold + 1dB.
3. Observe the transmissions of the EUT at the end of the radar Burst on the Operating Channel. Measure and record the transmissions from the EUT during the observation time (Channel Move Time).
4. Measurement of the aggregate duration of the Channel Closing Transmission Time method. With the spectrum analyzer set to zero span tuned to the center frequency of the EUT operating channel at the radar simulated frequency, peak detection, and max hold, the dwell time per bin is given by: $Dwell (1.5ms) = S (12 \text{ sec}) / B (8000)$; where Dwell is the dwell time per spectrum analyzer sampling bin, S is the sweep time and B is the number of spectrum analyzer sampling bins. An upper bound of the aggregate duration of the intermittent control signals of Channel Closing Transmission Time is calculated by: $C = N \times Dwell$; where C is the Closing Time, N is the number of spectrum analyzer sampling bins showing a U-NII transmission and Dwell is the dwell time per bin.
5. Measure the EUT for more than 30 minutes following the channel close/move time to verify that the EUT does not resume any transmissions on this Channel.

5.7.3. Test Result

Refer to Appendix A.7.

5.8. Statistical Performance Check Measurement

5.8.1. Test Limit

The minimum percentage of successful detection requirements found in below table when a radar burst with a level equal to the DFS Detection Threshold + 1dB is generated on the Operating Channel of the U-NII device (In- Service Monitoring).

Radar Type	Minimum Number of Trails	Detection Probability
0	30	Pd > 60%
1	30(15 of test A and 15 of test B)	Pd > 60%
2	30	Pd > 60%
3	30	Pd > 60%
4	30	Pd > 60%
Aggregate (Radar Types 1-4)	120	Pd > 80%
5	30	Pd > 80%
6	30	Pd > 70%

Note: The percentage of successful detection is calculated by:
 $(\text{Total Waveform Detections} / \text{Total Waveform Trails}) * 100 = \text{Probability of Detection Radar Waveform}$
 In addition an aggregate minimum percentage of successful detection across all Short Pulse Radar Types 1-4 is required and is calculated as follows: $(Pd1 + Pd2 + Pd3 + Pd4) / 4$.

5.8.2. Test Procedure

1. Stream the MPEG test file from the Master Device to the Client Device on the test Channel for the entire period of the test.
2. At time T0 the Radar Waveform generator sends the individual waveform for each of the Radar Types 1-6, at levels equal to the DFS Detection Threshold + 1dB, on the Operating Channel.
3. Observe the transmissions of the EUT at the end of the Burst on the Operating Channel for duration greater than 10 seconds for Short Pulse Radar Types 0 to ensure detection occurs.
4. Observe the transmissions of the EUT at the end of the Burst on the Operating Channel for duration greater than 22 seconds for Long Pulse Radar Type 5 to ensure detection occurs.
5. The device can utilize a test mode to demonstrate when detection occurs to prevent the need to reset the device between trial runs.
6. The Minimum number of trails, minimum percentage of successful detection and the average minimum percentage of successful detection are found in below table

5.8.3. Test Result

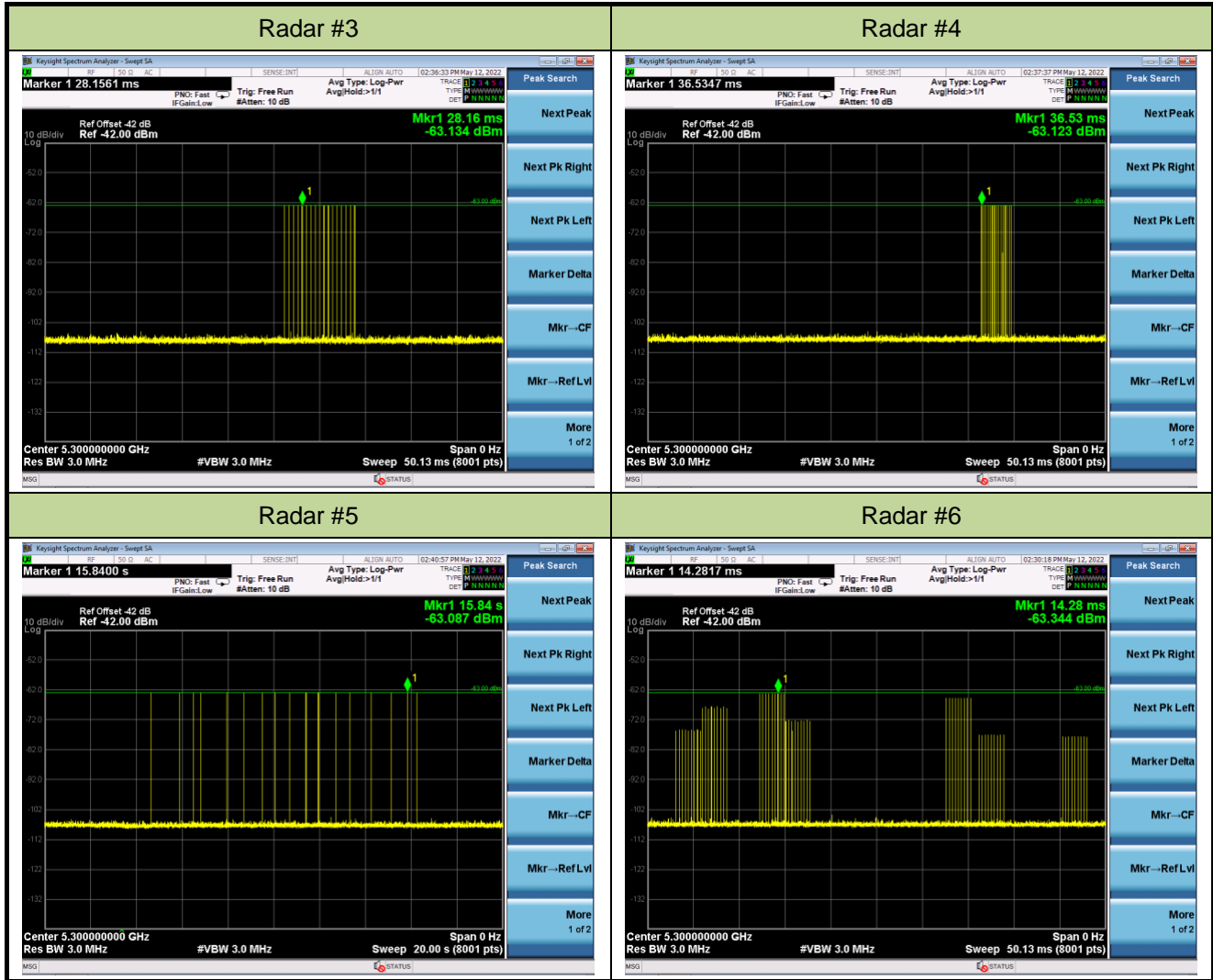
Refer to Appendix A.8.

Appendix A – Test Result

A.1 Calibration Test Result

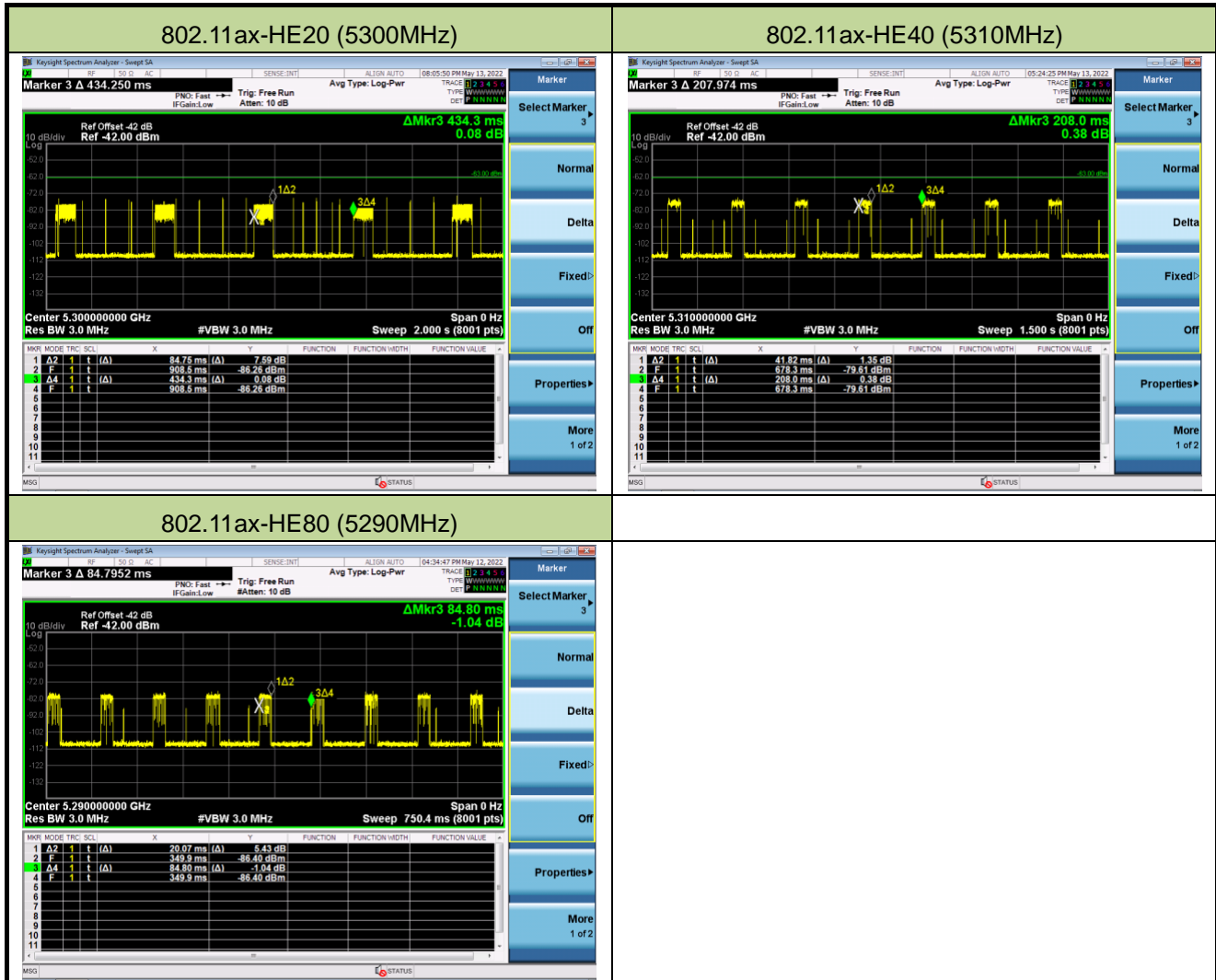
Test Site	WZ-SR4	Test Engineer	Jake Lan
Test Date	2022/05/12	Test Item	Radar Waveform Calibration





A.2 Channel Loading Test Result

Test Site	WZ-SR4	Test Engineer	Jake Lan
Test Date	2022/05/12~2022/05/13	Test Item	Channel Loading



Test Mode	Test Frequency	Packet ratio	Requirement ratio	Test Result
802.11ax-HE20	5300 MHz	19.51%	≥ 17%	Pass
802.11ax-HE40	5310 MHz	20.11%	≥ 17%	Pass
802.11ax-HE80	5290 MHz	23.67%	≥ 17%	Pass

Note: System testing was performed with the designated iperf test file. This file is used by IP and Frame based systems for loading the test channel during the In-service compliance testing of the U-NII device.

Packet ratio = Time On / (Time On + Off Time).

A.3 NII Detection Bandwidth Test Result

Test Site	WZ-SR4	Test Engineer	Jake Lan
Test Date	2022/05/13		
Test Item	Detection Bandwidth (802.11ax-HE20 mode - 5300MHz)		

Radar Frequency (MHz)	DFS Detection Trials (1=Detection, 0= No Detection)										Detection Rate (%)
	1	2	3	4	5	6	7	8	9	10	
5290 F _L	1	1	1	1	1	1	1	1	1	1	100%
5295	1	1	1	1	1	1	1	1	1	1	100%
5300	1	1	1	1	1	1	1	1	1	1	100%
5305	1	1	1	1	1	1	1	1	1	1	100%
5310 F _H	1	1	1	1	1	1	1	1	1	1	100%

Note 1: All NII channels for this device have identical Channel bandwidths. Therefore, all DFS testing was done at 5300MHz. The 99% channel bandwidth is 18.911MHz. (See the 99% BW section of the RF report for further measurement details).

Note 2: Detection Bandwidth = $F_H - F_L = 5310\text{MHz} - 5290\text{MHz} = 20\text{MHz}$

Note 3: NII Detection Bandwidth Min. Limit (MHz): 18.911MHz

Test Site	WZ-SR4	Test Engineer	Jake Lan
Test Date	2022/05/13		
Test Item	Detection Bandwidth (802.11ax-HE40 mode - 5310MHz)		

Radar Frequency (MHz)	DFS Detection Trials (1=Detection, 0= No Detection)										Detection Rate (%)
	1	2	3	4	5	6	7	8	9	10	
5290 F _L	1	1	1	1	1	1	1	1	1	1	100%
5295	1	1	1	1	1	1	1	1	1	1	100%
5300	1	1	1	1	1	1	1	1	1	1	100%
5305	1	1	1	1	1	1	1	1	1	1	100%
5310	1	1	1	1	1	1	1	1	1	1	100%
5315	1	1	1	1	1	1	1	1	1	1	100%
5320	1	1	1	1	1	1	1	1	1	1	100%
5325	1	1	1	1	1	1	1	1	1	1	100%
5330 F _H	1	1	1	1	1	1	1	1	1	1	100%

Note 1: All NII channels for this device have identical Channel bandwidths. Therefore, all DFS testing was done at 5310MHz. The 99% channel bandwidth is 37.809MHz. (See the 99% BW section of the RF report for further measurement details).

Note 2: Detection Bandwidth = $F_H - F_L = 5330\text{MHz} - 5290\text{MHz} = 40\text{MHz}$.

Note 3: NII Detection Bandwidth Min. Limit (MHz): 37.809MHz

Test Site	WZ-SR4	Test Engineer	Jake Lan
Test Date	2022/05/13		
Test Item	Detection Bandwidth (802.11ax-HE80 mode - 5290MHz)		

Radar Frequency (MHz)	DFS Detection Trials (1=Detection, 0= No Detection)										Detection Rate (%)
	1	2	3	4	5	6	7	8	9	10	
5250 F _L	1	1	1	1	1	1	1	1	1	1	100%
5255	1	1	1	1	1	1	1	1	1	1	100%
5260	1	1	1	1	1	1	1	1	1	1	100%
5265	1	1	1	1	1	1	1	1	1	1	100%
5270	1	1	1	1	1	1	1	1	1	1	100%
5275	1	1	1	1	1	1	1	1	1	1	100%
5280	1	1	1	1	1	1	1	1	1	1	100%
5285	1	1	1	1	1	1	1	1	1	1	100%
5290	1	1	1	1	1	1	1	1	1	1	100%
5295	1	1	1	1	1	1	1	1	1	1	100%
5300	1	1	1	1	1	1	1	1	1	1	100%
5305	1	1	1	1	1	1	1	1	1	1	100%
5310	1	1	1	1	1	1	1	1	1	1	100%
5315	1	1	1	1	1	1	1	1	1	1	100%
5320	1	1	1	1	1	1	1	1	1	1	100%
5325	1	1	1	1	1	1	1	1	1	1	100%
5326	1	1	1	1	1	1	1	1	1	1	100%
5327	1	1	1	1	1	1	1	1	1	1	100%
5328	1	1	1	1	1	1	1	1	1	1	100%
5329 F _H	1	1	1	1	1	1	1	1	1	1	100%
5330	0	0	0	0	0	0	0	0	0	0	0%

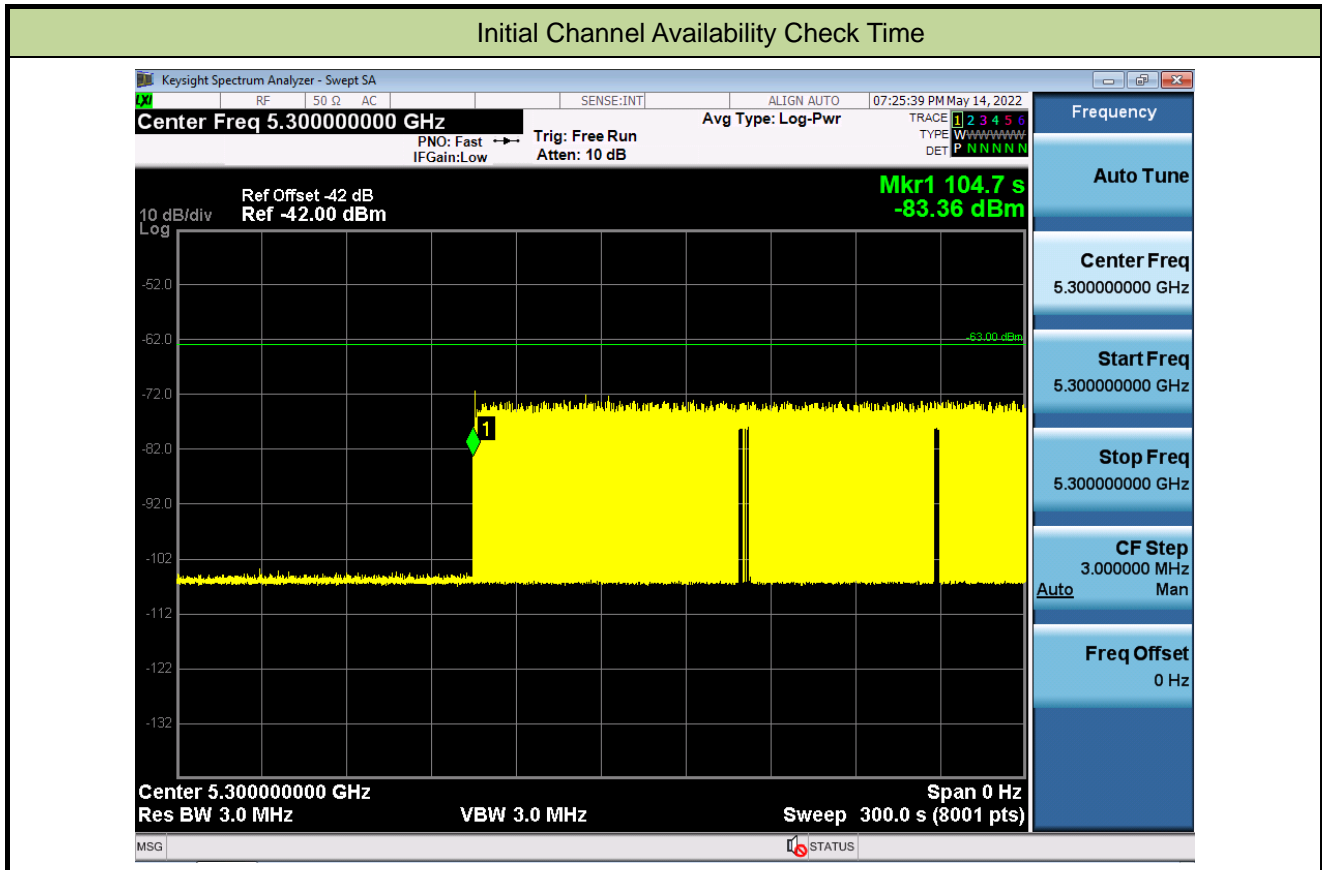
Note 1: All NII channels for this device have identical Channel bandwidths. Therefore, all DFS testing was done at 5290MHz. The 99% channel bandwidth is 77.095MHz. (See the 99% BW section of the RF report for further measurement details).

Note 2: Detection Bandwidth = $F_H - F_L = 5329\text{MHz} - 5250\text{MHz} = 79\text{MHz}$.

Note 3: NII Detection Bandwidth Min. Limit (MHz): 77.095MHz

A.4 Initial Channel Availability Check Time Test Result

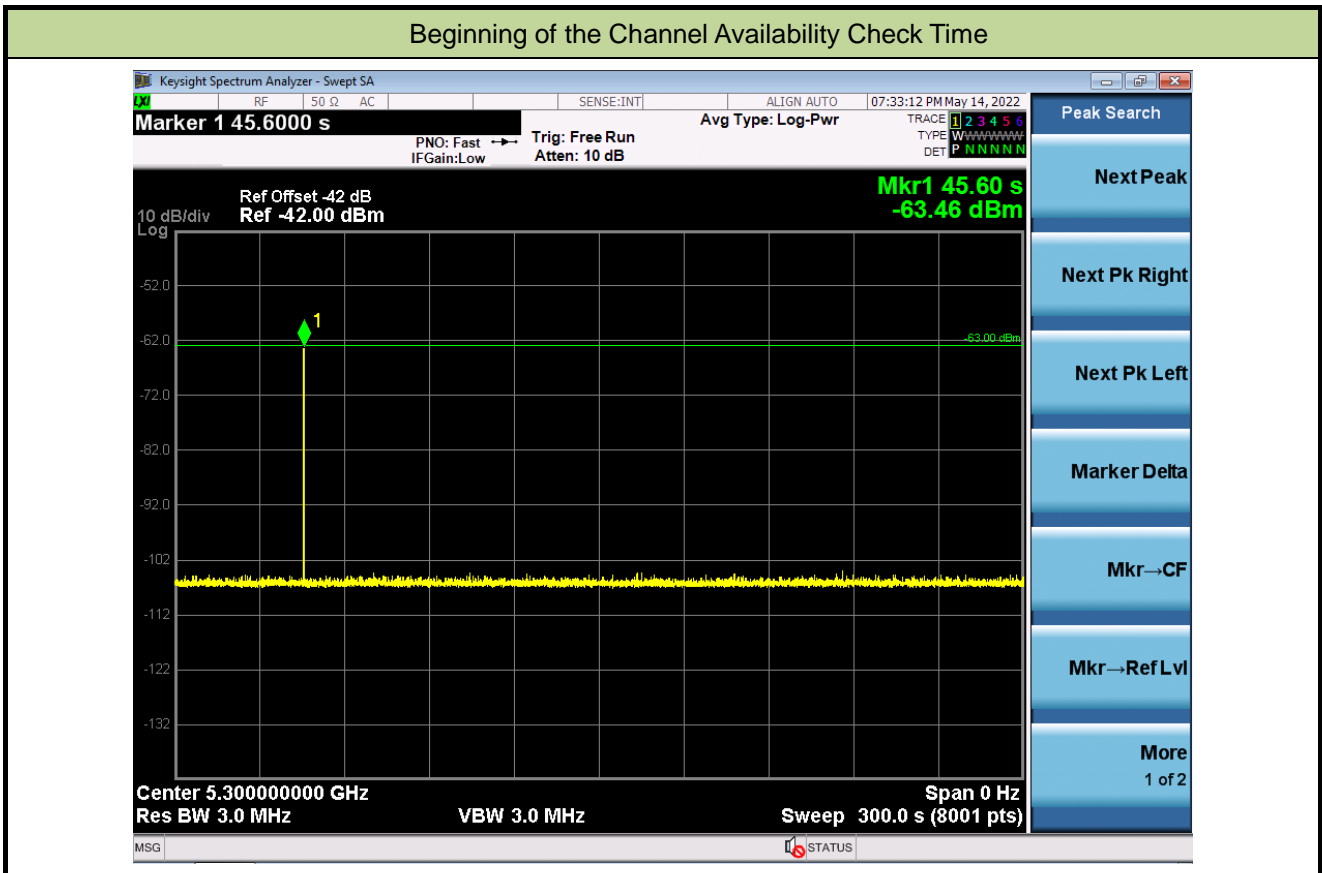
Test Site	WZ-SR4	Test Engineer	Jake Lan
Test Date	2022/05/14		
Test Item	Initial Channel Availability Check Time (802.11ax-HE20 mode - 5300MHz)		



Note: The EUT does not transmit any beacon or data transmissions until at least 1 minute after the completion of the power-on cycle (44.7 sec). Initial beacons/data transmissions are indicated by marker 1 (104.7 sec).

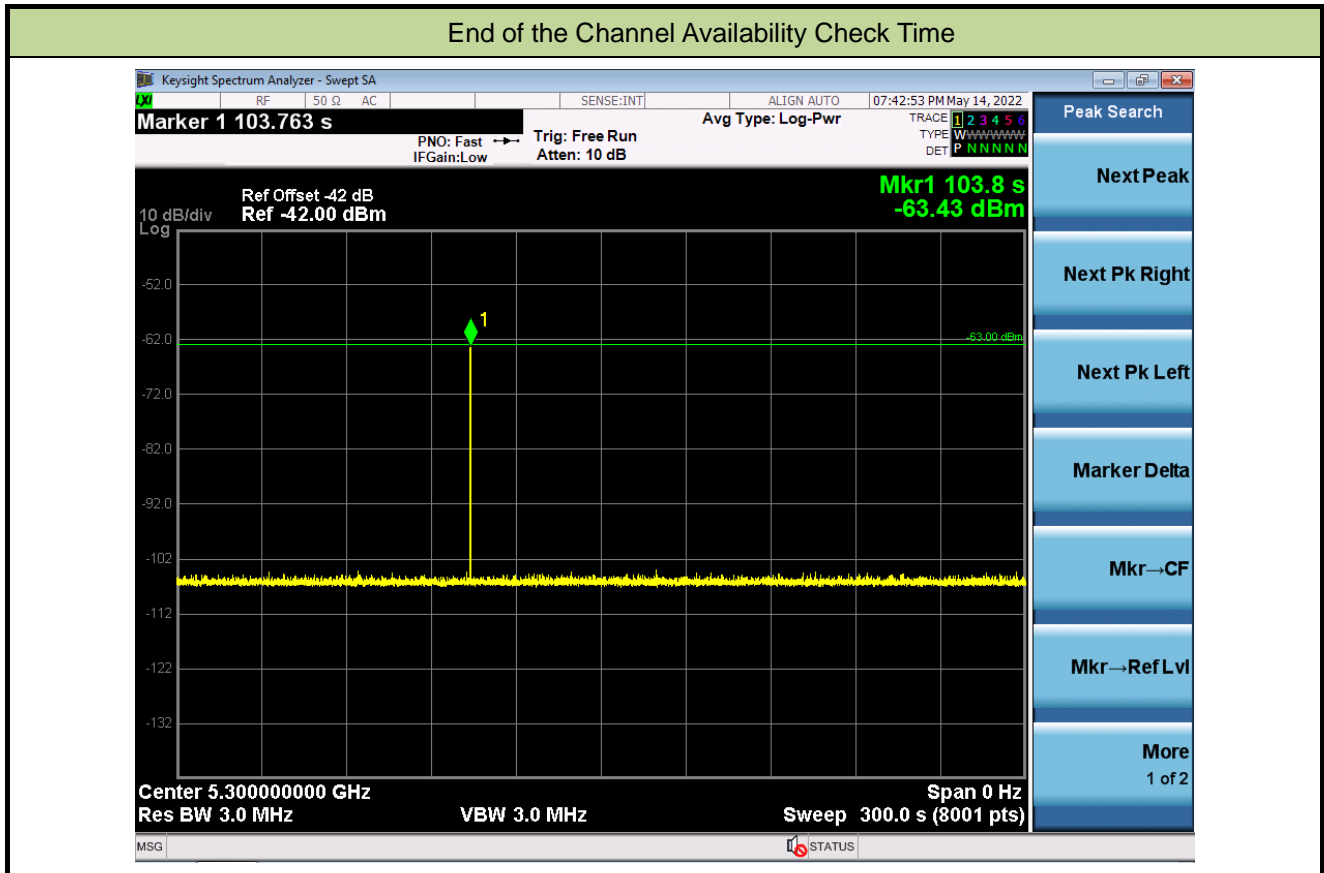
A.5 Radar Burst at the Beginning of the Channel Availability Check Time Test Result

Test Site	WZ-SR4	Test Engineer	Jake Lan
Test Date	2022/05/14		
Test Item	Beginning of the Channel Availability Check Time (802.11ax-HE20 mode - 5300MHz)		



A.6 Radar Burst at the End of the Channel Availability Check Time Test Result

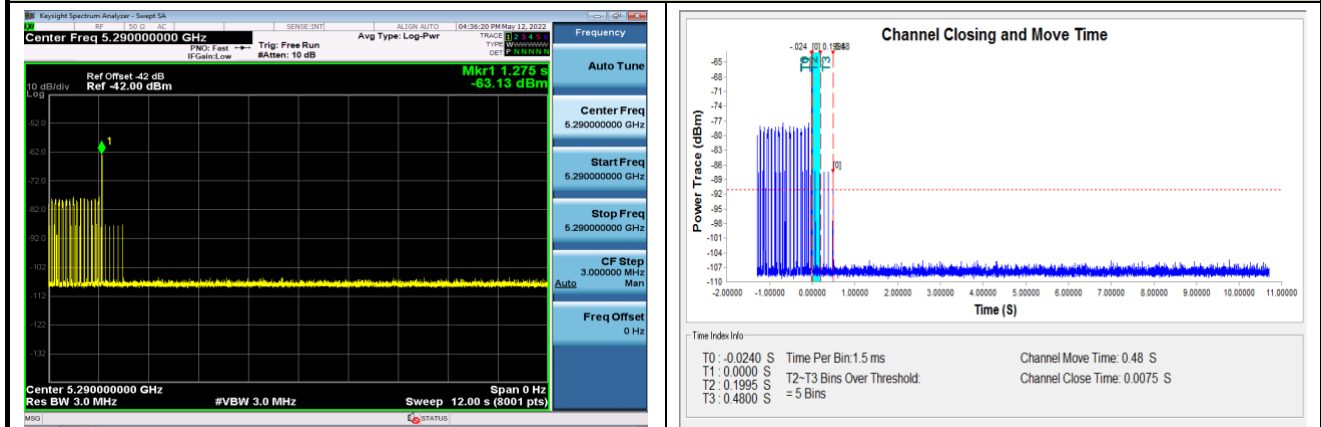
Test Site	WZ-SR4	Test Engineer	Jake Lan
Test Date	2022/05/14		
Test Item	End of the Channel Availability Check Time (802.11ax-HE20 mode - 5300MHz)		



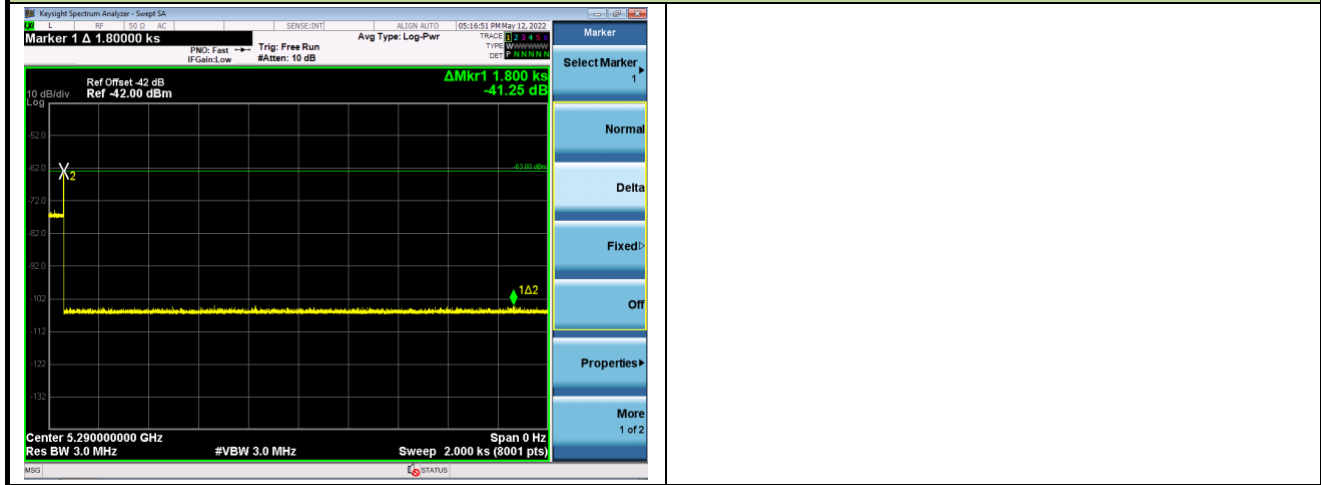
A.7 In-Service Monitoring for Channel Move Time, Channel Closing Transmission Time and Non-Occupancy Period Test Result

Test Site	WZ-SR4	Test Engineer	Jake Lan
Test Date	2022/05/12		
Test Item	Channel Move Time and Channel Closing Transmission Time (802.11ax-HE80 mode - 5290MHz)		

Channel Move Time and Channel Closing Transmission Time



Non-Occupancy Period



Parameter	Test Result	Limit
Channel Move Time (s)	0.48s	<10s
Channel Closing Transmission Time (ms) (Note)	7.5ms	< 60ms
Non-Occupancy Period (min)	≥ 30min	≥ 30 min

Note: The Channel Closing Transmission Time is comprised of 200 milliseconds starting at the beginning of the Channel Move Time plus any additional intermittent control signals required to facilitate a Channel move (an aggregate of 60 milliseconds) during the remainder of the 10 seconds period. The aggregate duration of control signals will not count quiet periods in between transmissions.

A.8 Statistical Performance Check

Test Site	WZ-SR4	Test Engineer	Jake Lan
Test Date	2022/05/11~2022/05/13		
Test Item	Radar Statistical Performance Check (802.11ax-HE20 – 5300MHz)		

Radar Type 1-4 - Radar Statistical Performance								
Trial	Radar Type 1		Radar Type 2		Radar Type 3		Radar Type 4	
	Frequency (MHz)	1=detect 0=no detect	Frequency (MHz)	1=detect 0=no detect	Frequency (MHz)	1=detect 0=no detect	Frequency (MHz)	1=detect 0=no detect
0	5300	1	5296	0	5301	1	5309	1
1	5290	1	5300	1	5295	1	5307	0
2	5295	1	5309	1	5300	1	5308	1
3	5303	1	5308	1	5296	1	5303	1
4	5307	1	5297	1	5310	0	5309	0
5	5304	0	5302	1	5300	1	5297	1
6	5296	0	5304	0	5292	1	5290	1
7	5301	1	5298	1	5308	1	5305	1
8	5310	1	5302	1	5290	0	5296	1
9	5307	1	5309	1	5308	1	5308	1
10	5295	1	5294	1	5306	1	5301	0
11	5301	1	5303	1	5305	0	5303	1
12	5292	1	5305	1	5296	1	5303	1
13	5297	1	5293	1	5297	1	5310	1
14	5290	1	5295	1	5304	1	5299	0
15	5300	0	5310	0	5303	1	5305	0
16	5293	1	5306	1	5299	0	5291	1
17	5304	1	5303	0	5296	0	5302	1
18	5293	1	5307	1	5303	1	5308	1
19	5290	1	5304	1	5296	1	5300	1
20	5292	1	5297	0	5301	1	5302	0
21	5302	0	5309	1	5291	0	5294	0
22	5293	0	5304	1	5302	1	5293	1
23	5302	1	5305	1	5305	1	5303	1
24	5291	1	5292	1	5301	1	5297	1
25	5293	1	5294	1	5304	1	5305	1
26	5306	1	5293	1	5292	1	5308	1
27	5306	1	5290	0	5292	1	5308	1
28	5293	1	5299	1	5291	1	5295	1

29	5299	1	5305	1	5308	1	5302	1
Probability:	83.3%		80.0%		80%		76.7%	
Aggregate:	80.0% (≥80%)							

Radar Type 1 - Radar Waveform				Radar Type 2 - Radar Waveform			
Trial #	Number of Pulses per Burst	Pulse Width (μ sec)	PRI (μs)	Trial #	Number of Pulses per Burst	Pulse Width (μ sec)	PRI (μs)
1	92	1	578	1	24	2	216
2	58	1	918	2	23	1	216
3	92	1	578	3	28	3.7	226
4	72	1	738	4	26	3.6	183
5	68	1	778	5	28	3.5	161
6	63	1	838	6	24	3.2	204
7	68	1	778	7	25	3.4	177
8	67	1	798	8	25	4.7	207
9	78	1	678	9	26	3.3	203
10	65	1	818	10	24	1.2	221
11	81	1	658	11	28	2.8	227
12	67	1	798	12	24	1.1	150
13	86	1	618	13	27	4.6	201
14	65	1	818	14	23	1.7	186
15	83	1	638	15	26	3.1	183
16	74	1	718	16	29	2.4	198
17	59	1	898	17	24	3.8	199
18	95	1	558	18	28	2.9	183
19	67	1	798	19	24	4.7	163
20	81	1	658	20	24	2.5	210
21	81	1	658	21	23	1.5	157
22	74	1	718	22	24	1.2	208
23	62	1	858	23	25	2.2	219
24	58	1	918	24	23	5	198
25	67	1	798	25	27	4.7	189
26	59	1	898	26	29	4.8	189
27	70	1	758	27	27	2.8	180
28	63	1	838	28	29	3.9	196
29	59	1	898	29	25	3	162
30	58	1	918	30	29	1.9	197

Radar Type 3 - Radar Waveform				Radar Type 4 - Radar Waveform			
Trial #	Number of Pulses per Burst	Pulse Width (μ sec)	PRI (μ s)	Trial #	Number of Pulses per Burst	Pulse Width (μ sec)	PRI (μ s)
1	17	6.7	327	1	15	13.2	234
2	18	6.2	420	2	13	19.4	406
3	17	8.1	300	3	12	17.1	467
4	17	7.3	222	4	14	17.5	412
5	17	8.6	295	5	15	18.7	296
6	18	7.2	470	6	14	19	416
7	17	9.9	225	7	13	13.7	319
8	17	8.3	359	8	16	12.1	232
9	17	7.7	495	9	13	11.9	241
10	17	8.9	492	10	13	11.5	368
11	18	7.3	234	11	16	18.6	420
12	17	8.9	418	12	13	12	469
13	17	9.3	205	13	15	14.6	451
14	18	6.6	202	14	15	15.8	384
15	17	7	361	15	16	19.5	269
16	17	8.5	319	16	13	16.6	468
17	16	9.9	395	17	15	12.1	500
18	17	8.4	256	18	13	12.3	316
19	18	6.5	451	19	13	16.1	475
20	17	9.7	416	20	13	17.6	218
21	17	6.6	478	21	12	16.7	279
22	18	6.5	406	22	15	19.7	499
23	16	9.2	431	23	14	12.9	466
24	17	6.4	488	24	14	19.4	348
25	17	9.5	356	25	13	20	267
26	16	8	223	26	14	11.6	218
27	18	6.7	392	27	15	15.1	385
28	17	9.5	379	28	13	17.1	265
29	17	9.8	377	29	14	15.4	341
30	17	6.7	493	30	15	16.3	262

Radar Type 5 - Radar Statistical Performance					
Trail #	Test Freq. (MHz)	1=Detection 0=No Detection	Trail #	Test Freq. (MHz)	1=Detection 0=No Detection
0	5300.0	1	15	5294.0	1
1	5300.0	1	16	5292.4	1
2	5300.0	1	17	5294.4	1
3	5300.0	1	18	5296.8	1
4	5300.0	1	19	5296.0	1
5	5300.0	1	20	5303.2	1
6	5300.0	1	21	5303.6	1
7	5300.0	1	22	5302.8	1
8	5300.0	1	23	5306.8	1
9	5300.0	1	24	5303.2	1
10	5295.6	1	25	5304.0	1
11	5296.0	1	26	5304.4	1
12	5292.0	1	27	5303.6	1
13	5294.0	1	28	5306.8	1
14	5297.6	1	29	5307.2	1
Detection Percentage (%)			100.0%		

Type 5 Radar Waveform_0

Burst	Number of Pulses	Pulse Width (μ sec)	Chirp Width (MHz)	Pulse 1-to-2 PRI (μ sec)	Pulse 2-to-3 PRI (μ sec)	Start Location Within Interval (msec)
1	2	68.3	7	1787		527.22
2	3	59.2	7	1891	1992	650.903
3	2	95.5	7	1697		818.256
4	2	58.5	7	1553		483.709
5	2	74.2	7	1594		204.062
6	2	56.7	7	1431		95.195
7	3	88.3	7	1528	1227	57.378
8	2	56.9	7	1553		262.152
9	1	83.4	7			90.635
10	3	73.2	7	1647	1056	317.468
11	3	64.2	7	1904	1540	571.971
12	2	95.2	7	1819		712.054
13	3	95.8	7	1797	1874	745.077

Type 5 Radar Waveform_1

Burst	Number of Pulses	Pulse Width (μ sec)	Chirp Width (MHz)	Pulse 1-to-2 PRI (μ sec)	Pulse 2-to-3 PRI (μ sec)	Start Location Within Interval (msec)
1	3	79.5	19	1092	1453	58.46
2	2	98.4	19	1444		115.05
3	1	92.7	19			82.78
4	3	92	19	1910	1294	363.51
5	3	51.5	19	1107	1707	676.14
6	1	99.3	19			45.25
7	3	73.7	19	1825	1047	16.37
8	3	77.7	19	1059	1703	692.6
9	3	92.9	19	1745	1191	617.96
10	2	78.8	19	1169		871.21
11	2	92.6	19	1400		526.8
12	2	73.5	19	1516		992.5

Type 5 Radar Waveform_2

Burst	Number of Pulses	Pulse Width (μ sec)	Chirp Width (MHz)	Pulse 1-to-2 PRI (μ sec)	Pulse 2-to-3 PRI (μ sec)	Start Location Within Interval (msec)
1	2	59.2	6	1647		66.557
2	3	84	6	1358	1601	240.124
3	2	58.2	6	1602		465.722
4	2	59	6	1563		447.873
5	1	51.4	6			31.474
6	3	60.8	6	1936	1390	4.695
7	2	55.9	6	1730		20.316
8	1	90.8	6			270.197
9	1	86.9	6			271.728
10	2	98.7	6	1942		242.809
11	1	61	6			5.841
12	2	91.8	6	1746		405.292
13	3	66.9	6	1569	1031	559.683
14	1	65	6			25.224
15	2	65.2	6	1636		535.325
16	2	71.4	6	1940		494.826
17	2	53	6	1148		513.237
18	3	75.7	6	1599	1762	35.358
19	3	84.8	6	1198	1644	218.579

Type 5 Radar Waveform_3

Burst	Number of Pulses	Pulse Width (μ sec)	Chirp Width (MHz)	Pulse 1-to-2 PRI (μ sec)	Pulse 2-to-3 PRI (μ sec)	Start Location Within Interval (msec)
1	2	97.8	15	1664		446.191
2	3	91.7	15	1461	1921	90.533
3	2	89.8	15	1099		211.105
4	2	84.8	15	1379		423.073
5	2	59.8	15	1279		188.511
6	1	67.9	15			449.578
7	2	97.3	15	1049		368.516
8	2	68.1	15	1912		469.484
9	3	90.7	15	1764	1402	46.111
10	2	94	15	1192		670.629
11	2	58	15	1306		559.026
12	2	89.6	15	1468		143.604
13	2	94.9	15	1262		520.212
14	2	78.8	15	1285		139.669
15	2	85.2	15	1178		305.947
16	1	63.4	15			141.365
17	3	63.3	15	1250	1460	631.882

Type 5 Radar Waveform_4

Burst	Number of Pulses	Pulse Width (μ sec)	Chirp Width (MHz)	Pulse 1-to-2 PRI (μ sec)	Pulse 2-to-3 PRI (μ sec)	Start Location Within Interval (msec)
1	2	94.5	11	1913		638.931
2	3	79.6	11	1821	1509	327.98
3	2	86.8	11	1867		509.22
4	3	68.3	11	1284	1008	199.14
5	2	53.4	11	1320		110.29
6	2	98.5	11	1422		144.63
7	2	58.8	11	1120		697.17
8	2	74.4	11	1559		390.93
9	2	65.6	11	1389		84.33
10	2	55.1	11	1262		654.93
11	1	55.8	11			308.7
12	1	86.5	11			571.81
13	2	96.4	11	1249		250.67
14	3	74	11	1918	1895	722.9
15	1	53.1	11			292.2

Type 5 Radar Waveform_5

Burst	Number of Pulses	Pulse Width (μ sec)	Chirp Width (MHz)	Pulse 1-to-2 PRI (μ sec)	Pulse 2-to-3 PRI (μ sec)	Start Location Within Interval (msec)
1	3	80.7	20	1408	1162	152.076
2	3	92.2	20	1544	1930	112.074
3	3	53.6	20	1834	1938	280.507
4	3	63.4	20	1315	1208	630.85
5	1	82.3	20			78.683
6	3	70.6	20	1118	1080	438.837
7	3	51.8	20	1507	1817	404.59
8	2	55.1	20	1910		116.043
9	2	71.9	20	1683		216.567
10	2	60.4	20	1535		637.45
11	2	56.4	20	1607		639.433
12	2	78.3	20	1252		487.567
13	3	83.2	20	1789	1495	13.59
14	2	98.5	20	1339		407.373
15	2	71	20	1210		453.497
16	1	81.3	20			337.6
17	2	89.1	20	1713		651.033
18	2	56	20	1675		22.667

Type 5 Radar Waveform_6

Burst	Number of Pulses	Pulse Width (μ sec)	Chirp Width (MHz)	Pulse 1-to-2 PRI (μ sec)	Pulse 2-to-3 PRI (μ sec)	Start Location Within Interval (msec)
1	1	74.1	17			480.658
2	2	72.8	17	1168		858.161
3	2	81.3	17	1848		216.772
4	1	73.9	17			84.503
5	3	95.1	17	1302	1940	999.834
6	2	99.2	17	1613		406.305
7	2	71.6	17	1348		269.705
8	2	92	17	1303		995.806
9	1	72.9	17			587.797
10	2	66	17	1645		337.618
11	1	83	17			649.409

Type 5 Radar Waveform_7

Burst	Number of Pulses	Pulse Width (μ sec)	Chirp Width (MHz)	Pulse 1-to-2 Spacing (μ sec)	Pulse 2-to-3 PRI (μ sec)	Start Location Within Interval (msec)
1	1	83	13			517.22
2	2	68.1	13	1921		185.784
3	3	73.7	13	1872	1090	170.885
4	2	61.7	13	1849		643.783
5	1	69.9	13			621.691
6	3	62.3	13	1645	1127	579.288
7	2	68.7	13	1189		13.566
8	2	96.9	13	1552		422.814
9	2	77	13	1002		434.271
10	2	72.5	13	1057		255.709
11	2	64.3	13	1218		337.046
12	2	91.7	13	1189		42.294
13	2	90.3	13	1767		348.842
14	2	50.6	13	1912		303.109
15	3	74.1	13	1898	1650	447.547
16	2	92.4	13	1312		311.265
17	2	83.6	13	1694		683.182

Type 5 Radar Waveform_8

Burst	Number of Pulses	Pulse Width (μ sec)	Chirp Width (MHz)	Pulse 1-to-2 PRI (μ sec)	Pulse 2-to-3 PRI (μ sec)	Start Location Within Interval (msec)
1	2	97.1	8	1554		828.977
2	1	59.3	8			355.417
3	1	66.8	8			715.164
4	2	99.3	8	1872		116.951
5	2	80.8	8	1259		699.449
6	1	84.9	8			244.646
7	3	68.8	8	1910	1952	648.243
8	2	97.2	8	1029		195.42
9	2	94.3	8	1986		43.927
10	1	82	8			552.084
11	2	91.9	8	1601		801.371
12	3	63.5	8	1775	1268	376.139
13	2	99.4	8	1063		647.786
14	2	75.7	8	1385		497.643

Type 5 Radar Waveform_9						
Burst	Number of Pulses	Pulse Width (μ sec)	Chirp Width (MHz)	Pulse 1-to-2 PRI (μ sec)	Pulse 2-to-3 PRI (μ sec)	Start Location Within Interval (msec)
1	2	80.9	12	1997		84.983
2	1	87.7	12			98.603
3	1	60.1	12			571.36
4	1	92.9	12			212.9
5	1	67.8	12			683.52
6	1	72.7	12			114.9
7	1	77.1	12			187.09
8	3	89.4	12	1603	1588	609.99
9	2	80.6	12	1330		664.25
10	2	74.7	12	1026		172.82
11	1	80.7	12			409.01
12	2	97.2	12	1868		199.12
13	1	98.5	12			318.87
14	3	91.6	12	1414	1109	296.8
15	2	67.2	12	1974		177.8
16	3	66.3	12	1154	1672	168.8
Type 5 Radar Waveform_10						
Burst	Number of Pulses	Pulse Width (μ sec)	Chirp Width (MHz)	Pulse 1-to-2 PRI (μ sec)	Pulse 2-to-3 PRI (μ sec)	Start Location Within Interval (msec)
1	3	65	14	1688	1040	320.414
2	1	97.6	14			193.145
3	2	69.2	14	1227		608.512
4	2	55.4	14	1076		100.593
5	1	61.2	14			34.824
6	1	90.9	14			156.535
7	2	56	14	1315		194.586
8	2	65.6	14	1410		466.967
9	3	89.8	14	1563	1610	238.068
10	2	87	14	1968		112.239
11	2	84.2	14	1518		25.441
12	2	65.2	14	1994		8.872
13	2	53.3	14	1694		263.083
14	1	77.6	14			355.874
15	3	75.8	14	1773	1624	331.465
16	2	57.4	14	1822		105.906
17	2	75.8	14	1880		441.237
18	3	55.2	14	1475	1519	486.358
19	3	94.5	14	1304	1558	116.379

Type 5 Radar Waveform_11

Burst	Number of Pulses	Pulse Width (μ sec)	Chirp Width (MHz)	Pulse 1-to-2 PRI (μ sec)	Pulse 2-to-3 PRI (μ sec)	Start Location Within Interval (msec)
1	3	68	15	1769	1188	406.618
2	2	96.9	15	1277		358.868
3	1	63.2	15			692.605
4	2	92.1	15	1922		243.353
5	2	94.2	15	1204		362.181
6	1	66	15			359.338
7	2	52.9	15	1180		609.606
8	2	86.8	15	1185		501.704
9	2	55	15	1469		237.611
10	2	74.3	15	1682		548.969
11	3	63.1	15	1788	1619	7.816
12	2	85.3	15	1855		683.384
13	1	72.9	15			47.682
14	3	87.4	15	1293	1827	458.219
15	3	92.6	15	1521	1874	101.647
16	2	70.3	15	1046		263.865
17	1	57.6	15			656.982

Type 5 Radar Waveform_12

Burst	Number of Pulses	Pulse Width (μ sec)	Chirp Width (MHz)	Pulse 1-to-2 PRI (μ sec)	Pulse 2-to-3 PRI (μ sec)	Start Location Within Interval (msec)
1	3	64.3	5	1770	1210	798.694
2	1	96.1	5			157.393
3	2	89.9	5	1625		17.716
4	3	87.1	5	1314	1036	457.739
5	1	71.9	5			196.232
6	1	97	5			605.545
7	2	87.5	5	1684		30.608
8	1	91.9	5			305.942
9	2	62.1	5	1938		223.475
10	1	89.6	5			173.758
11	2	52.3	5	1960		861.331
12	3	94.6	5	1170	1889	53.754
13	2	50.2	5	1814		547.877

Type 5 Radar Waveform_13

Burst	Number of Pulses	Pulse Width (μ sec)	Chirp Width (MHz)	Pulse 1-to-2 PRI (μ sec)	Pulse 2-to-3 PRI (μ sec)	Start Location Within Interval (msec)
1	2	82.8	10	1956		129.911
2	3	91.8	10	1671	1740	674.48
3	3	50.6	10	1248	1255	509.13
4	2	83	10	1817		354.56
5	2	73.8	10	1254		732.35
6	3	68.3	10	1671	1098	35.62
7	3	78.5	10	1403	1294	574.56
8	2	90.8	10	1015		163.22
9	2	81.7	10	1108		78.97
10	3	51.2	10	1065	1523	710.37
11	1	60.5	10			63.68
12	3	63.4	10	1354	1128	3.61
13	1	94.9	10			386.31
14	2	93.1	10	1810		172.6
15	1	74.3	10			717.8

Type 5 Radar Waveform_14

Burst	Number of Pulses	Pulse Width (μ sec)	Chirp Width (MHz)	Pulse 1-to-2 PRI (μ sec)	Pulse 2-to-3 PRI (μ sec)	Start Location Within Interval (msec)
1	2	52.6	19	1653		347.478
2	1	84.4	19			626.57
3	1	98.3	19			560.58
4	3	98.1	19	1705	1916	1439.58
5	1	87.5	19			1280.68
6	1	83.6	19			895.58
7	2	62.8	19	1366		459.89
8	1	98.2	19			125.3

Type 5 Radar Waveform_15

Burst	Number of Pulses	Pulse Width (μ sec)	Chirp Width (MHz)	Pulse 1-to-2 PRI (μ sec)	Pulse 2-to-3 PRI (μ sec)	Start Location Within Interval (msec)
1	2	71.9	10	1932		577.325
2	3	59	10	1610	1615	112.283
3	3	60.3	10	1276	1943	327.886
4	2	77.9	10	1832		747.609
5	2	91.2	10	1229		697.952
6	3	80.4	10	1472	1455	653.295
7	3	77.8	10	1944	1234	238.078
8	3	52.7	10	1646	1762	425.652
9	2	95.2	10	1704		634.485
10	2	63.4	10	1454		623.848
11	3	78.9	10	1869	1384	762.851
12	3	74.8	10	1099	1581	51.754
13	2	96.4	10	1899		622.977

Type 5 Radar Waveform_16

Burst	Number of Pulses	Pulse Width (μ sec)	Chirp Width (MHz)	Pulse 1-to-2 PRI (μ sec)	Pulse 2-to-3 PRI (μ sec)	Start Location Within Interval (msec)
1	2	66	6	1200		135.153
2	2	95.9	6	1920		0.431
3	3	78.6	6	1359	1021	140.912
4	3	90.9	6	1805	1189	260.363
5	1	69.3	6			444.194
6	2	85.7	6	1019		298.495
7	1	74.4	6			393.246
8	3	91.8	6	1113	1913	340.877
9	3	54.8	6	1873	1543	163.678
10	3	66.3	6	1755	1111	570.359
11	3	95.5	6	1640	1861	5.991
12	2	90.7	6	1211		153.122
13	1	84.1	6			566.733
14	2	99.5	6	1506		73.934
15	1	50.4	6			439.515
16	2	73.6	6	1608		176.156
17	3	71.8	6	1649	1041	400.237
18	1	68.6	6			209.158
19	3	78.9	6	1626	1204	377.279

Type 5 Radar Waveform_17

Burst	Number of Pulses	Pulse Width (μ sec)	Chirp Width (MHz)	Pulse 1-to-2 PRI (μ sec)	Pulse 2-to-3 PRI (μ sec)	Start Location Within Interval (msec)
1	1	83.5	11			362.266
2	3	61.3	11	1166	1895	625.44
3	2	59.2	11	1114		118.06
4	3	70.7	11	1792	1545	402.67
5	3	61.4	11	1048	1665	603.25
6	1	85.8	11			143.2
7	2	90.5	11	1193		1137.65
8	2	97.6	11	1812		558.86
9	1	94.7	11			513.8
10	2	63	11	1457		890

Type 5 Radar Waveform_18

Burst	Number of Pulses	Pulse Width (μ sec)	Chirp Width (MHz)	Pulse 1-to-2 PRI (μ sec)	Pulse 2-to-3 PRI (μ sec)	Start Location Within Interval (msec)
1	1	66.1	17			815.69
2	2	78.8	17	1288		415.601
3	1	99.5	17			983.072
4	1	56.6	17			559.323
5	2	56.7	17	1301		269.754
6	1	80	17			938.085
7	2	64.4	17	1666		649.255
8	2	97	17	1991		364.106
9	1	72.7	17			801.557
10	2	62.9	17	1174		130.908
11	2	69	17	1761		763.909

Type 5 Radar Waveform_19

Burst	Number of Pulses	Pulse Width (μ sec)	Chirp Width (MHz)	Pulse 1-to-2 PRI (μ sec)	Pulse 2-to-3 PRI (μ sec)	Start Location Within Interval (msec)
1	3	69.1	15	1273	1890	524.997
2	2	80.2	15	1758		359.213
3	2	81.7	15	1979		308.672
4	2	96.8	15	1124		8.373
5	2	70	15	1428		617.994
6	1	58.7	15			424.395
7	3	82	15	1623	1735	312.706
8	2	58.9	15	1731		353.567
9	3	58.9	15	1953	1780	267.508
10	1	65.8	15			41.299
11	1	59.4	15			179.041
12	2	89.7	15	1331		162.742
13	1	89.5	15			349.643
14	1	71	15			70.554
15	1	87	15			351.675
16	2	52.7	15	1941		242.516
17	1	76.2	15			561.437
18	1	80.6	15			301.658
19	2	54.4	15	1258		59.679

Type 5 Radar Waveform_20

Burst	Number of Pulses	Pulse Width (μ sec)	Chirp Width (MHz)	Pulse 1-to-2 PRI (μ sec)	Pulse 2-to-3 PRI (μ sec)	Start Location Within Interval (msec)
1	1	57.3	17			37.923
2	2	70.5	17	1153		192.285
3	2	78.6	17	1257		480.762
4	2	91.5	17	1633		554.343
5	2	84.6	17	1775		91.934
6	1	70.8	17			198.575
7	3	84.6	17	1323	1746	137.936
8	3	84.1	17	1147	1170	430.907
9	1	78.3	17			516.618
10	2	53	17	1118		212.699
11	2	74.1	17	1428		45.781
12	1	56.5	17			124.312
13	3	91.3	17	1663	1580	590.573
14	2	63.9	17	1846		529.714
15	2	94.1	17	1108		82.955
16	1	86.4	17			528.616
17	3	50.4	17	1659	1797	559.637
18	2	75	17	1924		54.558
19	2	93.3	17	1057		618.379

Type 5 Radar Waveform_21

Burst	Number of Pulses	Pulse Width (μ sec)	Chirp Width (MHz)	Pulse 1-to-2 PRI (μ sec)	Pulse 2-to-3 PRI (μ sec)	Start Location Within Interval (msec)
1	1	94.2	16			1050.19
2	2	87.9	16	1311		788.427
3	2	77	16	1761		18.493
4	2	82.4	16	1984		1051.28
5	2	70.6	16	1519		152.687
6	2	57.7	16	1339		423.383
7	2	66.5	16	1805		89.65
8	2	62.4	16	1321		639.617
9	2	83.1	16	1084		1047.133

Type 5 Radar Waveform_22

Burst	Number of Pulses	Pulse Width (μ sec)	Chirp Width (MHz)	Pulse 1-to-2 PRI (μ sec)	Pulse 2-to-3 PRI (μ sec)	Start Location Within Interval (msec)
1	3	65.3	18	1669	1192	207.511
2	1	65.8	18			129.519
3	1	86.6	18			328.467
4	2	64.4	18	1262		114.22
5	2	74.1	18	1594		582.863
6	1	84.8	18			341.727
7	2	90.1	18	1470		187.88
8	2	87.9	18	1724		609.353
9	2	82.9	18	1550		189.407
10	1	75.6	18			200.76
11	2	94.3	18	1322		423.603
12	1	54.2	18			43.647
13	3	66.8	18	1377	1165	47.91
14	2	67.9	18	1519		51.203
15	2	82.3	18	1413		386.347
16	2	79.8	18	1017		413
17	2	57.6	18	1497		519.733
18	3	96.8	18	1844	1033	290.467

Type 5 Radar Waveform_23

Burst	Number of Pulses	Pulse Width (μ sec)	Chirp Width (MHz)	Pulse 1-to-2 PRI (μ sec)	Pulse 2-to-3 PRI (μ sec)	Start Location Within Interval (msec)
1	1	98.9	8			754.737
2	1	63.9	8			1240.73
3	1	68.8	8			1444.6
4	1	55.7	8			433.96
5	3	66	8	1430	1393	1206.63
6	1	91.5	8			1178.05
7	1	68.6	8			913.66
8	2	54.8	8	1570		1244.7

Type 5 Radar Waveform_24

Burst	Number of Pulses	Pulse Width (μ sec)	Chirp Width (MHz)	Pulse 1-to-2 PRI (μ sec)	Pulse 2-to-3 PRI (μ sec)	Start Location Within Interval (msec)
1	2	78.3	17	1839		207.621
2	3	84.3	17	1641	1904	671.147
3	2	61.3	17	1024		886.123
4	3	71.2	17	1460	1090	136.11
5	2	50.6	17	1344		151.737
6	3	71.5	17	1438	1805	423.733
7	1	99.8	17			47.65
8	2	80.8	17	1872		302.977
9	2	51.6	17	1469		945.133

Type 5 Radar Waveform_25

Burst	Number of Pulses	Pulse Width (μ sec)	Chirp Width (MHz)	Pulse 1-to-2 PRI (μ sec)	Pulse 2-to-3 PRI (μ sec)	Start Location Within Interval (msec)
1	3	62.1	15	1857	1850	259.644
2	2	70.4	15	1979		187.083
3	2	59	15	1451		248.986
4	3	98.7	15	1556	1092	704.359
5	3	63.6	15	1100	1508	866.012
6	3	73.2	15	1364	1148	849.895
7	2	74.7	15	1193		913.298
8	1	88.3	15			721.112
9	2	88.8	15	1763		661.125
10	2	75.6	15	1999		379.888
11	2	90.6	15	1119		33.311
12	3	60.3	15	1003	1862	631.254
13	2	94.2	15	1213		137.377

Type 5 Radar Waveform_26

Burst	Number of Pulses	Pulse Width (μ sec)	Chirp Width (MHz)	Pulse 1-to-2 PRI (μ sec)	Pulse 2-to-3 PRI (μ sec)	Start Location Within Interval (msec)
1	1	61.2	14			428.642
2	1	50.6	14			457.913
3	1	59.3	14			10.167
4	3	85.6	14	1136	1180	405.42
5	2	90.7	14	1739		249.133
6	1	94.6	14			185.957
7	3	68.5	14	1481	1951	262.37
8	2	73.9	14	1872		277.043
9	1	82.9	14			423.137
10	2	88.2	14	1916		590.46
11	2	73.2	14	1795		209.473
12	1	77.2	14			405.677
13	3	99.6	14	1207	1339	99.18
14	2	65.3	14	1603		117.013
15	1	74.6	14			116.147
16	1	59.6	14			136.9
17	1	52.5	14			539.033
18	3	53.7	14	1613	1556	23.367

Type 5 Radar Waveform_27

Burst	Number of Pulses	Pulse Width (μ sec)	Chirp Width (MHz)	Pulse 1-to-2 PRI (μ sec)	Pulse 2-to-3 PRI (μ sec)	Start Location Within Interval (msec)
1	3	57.3	16	1395	1549	111.824
2	2	82.4	16	1295		389.33
3	3	98.2	16	1916	1374	796.39
4	2	50.3	16	1643		830.97
5	2	51.8	16	1251		687.38
6	3	87.8	16	1680	1995	732.81
7	2	80.3	16	1860		523.38
8	2	70.6	16	1456		292.08
9	2	82	16	1804		225.04
10	2	81.6	16	1494		781.22
11	2	84.3	16	1466		578.5
12	2	95.4	16	1813		947.1

Type 5 Radar Waveform_28

Burst	Number of Pulses	Pulse Width (μ sec)	Chirp Width (MHz)	Pulse 1-to-2 PRI (μ sec)	Pulse 2-to-3 PRI (μ sec)	Start Location Within Interval (msec)
1	2	54.3	8	1948		583.092
2	1	95	8			24.137
3	2	64.4	8	1771		580.142
4	1	62.8	8			560.723
5	1	79.8	8			384.354
6	2	64.2	8	1016		111.985
7	3	78.4	8	1842	1074	61.766
8	2	65.5	8	1288		143.297
9	2	97.6	8	1736		390.528
10	2	64.2	8	1977		414.889
11	1	81.5	8			364.481
12	2	52.6	8	1997		109.052
13	2	56.3	8	1822		454.083
14	3	59	8	1618	1546	191.884
15	3	93.5	8	1667	1978	567.195
16	2	53.4	8	1967		272.206
17	1	80.4	8			64.837
18	2	57.7	8	1455		407.458
19	3	74.8	8	1100	1947	415.379

Type 5 Radar Waveform_29

Burst	Number of Pulses	Pulse Width (μ sec)	Chirp Width (MHz)	Pulse 1-to-2 PRI (μ sec)	Pulse 2-to-3 PRI (μ sec)	Start Location Within Interval (msec)
1	2	89.5	7	1534		287.55
2	3	79.3	7	1873	1627	126.664
3	2	74.1	7	1835		422.2
4	1	60.2	7			699.8
5	3	65	7	1879	1790	301.1
6	1	74.3	7			354.08
7	2	66.9	7	1764		28.1
8	2	69.4	7	1886		247.8
9	1	86.7	7			617.44
10	2	73	7	1333		671.03
11	2	52.4	7	1107		368.19
12	2	68.1	7	1752		443.08
13	2	87	7	1821		263.51
14	1	54.6	7			236.73
15	2	99.2	7	1738		206.1
16	2	58.1	7	1253		555.2

Radar Type 6 - Radar Statistical Performance			
Trail #	1=Detection 0=No Detection	Trail #	1=Detection 0=No Detection
0	1	16	1
1	1	17	1
2	1	18	1
3	1	19	1
4	1	20	1
5	1	21	1
6	1	22	1
7	1	23	1
8	1	24	1
9	1	25	1
10	1	26	1
11	1	27	1
12	1	28	1
13	1	29	1
14	1	30	1
Detection Percentage (%)		100.0%	

Type 6 Radar Waveform_0				
Burst	Carrier (GHz)	Hop (GHz)	DUT BW (MHz)	Within RX
34	5.3	5.296	20	*
46	5.3	5.29	20	*
61	5.3	5.305	20	*
64	5.3	5.292	20	*
70	5.3	5.302	20	*

Type 6 Radar Waveform_1				
Burst	Carrier (GHz)	Hop (GHz)	DUT BW (MHz)	Within RX
24	5.3	5.305	20	*

Type 6 Radar Waveform_2				
Burst	Carrier (GHz)	Hop (GHz)	DUT BW (MHz)	Within RX
9	5.3	5.295	20	*
12	5.3	5.298	20	*
34	5.3	5.305	20	*
47	5.3	5.31	20	*
99	5.3	5.299	20	*

Type 6 Radar Waveform_3				
Burst	Carrier (GHz)	Hop (GHz)	DUT BW (MHz)	Within RX
16	5.3	5.293	20	*
25	5.3	5.308	20	*
56	5.3	5.298	20	*

Type 6 Radar Waveform_4				
Burst	Carrier (GHz)	Hop (GHz)	DUT BW (MHz)	Within RX
23	5.3	5.307	20	*
28	5.3	5.295	20	*
58	5.3	5.308	20	*
95	5.3	5.303	20	*
98	5.3	5.31	20	*

Type 6 Radar Waveform_5				
Burst	Carrier (GHz)	Hop (GHz)	DUT BW (MHz)	Within RX
23	5.3	5.293	20	*
28	5.3	5.3	20	*
58	5.3	5.292	20	*
76	5.3	5.305	20	*
82	5.3	5.309	20	*
85	5.3	5.297	20	*

Type 6 Radar Waveform_6					
Burst	Carrier (GHz)	Hop (GHz)	DUT BW (MHz)	Within RX	
18	5.3	5.294	20	*	
45	5.3	5.301	20	*	
55	5.3	5.305	20	*	
86	5.3	5.295	20	*	
Type 6 Radar Waveform_7					
Burst	Carrier (GHz)	Hop (GHz)	DUT BW (MHz)	Within RX	
14	5.3	5.295	20	*	
24	5.3	5.297	20	*	
65	5.3	5.293	20	*	
78	5.3	5.291	20	*	
Type 6 Radar Waveform_8					
Burst	Carrier (GHz)	Hop (GHz)	DUT BW (MHz)	Within RX	
26	5.3	5.295	20	*	
36	5.3	5.303	20	*	
59	5.3	5.309	20	*	
79	5.3	5.292	20	*	
84	5.3	5.29	20	*	
89	5.3	5.306	20	*	
94	5.3	5.298	20	*	
Type 6 Radar Waveform_9					
Burst	Carrier (GHz)	Hop (GHz)	DUT BW (MHz)	Within RX	
4	5.3	5.293	20	*	
39	5.3	5.299	20	*	
43	5.3	5.3	20	*	
46	5.3	5.298	20	*	
50	5.3	5.305	20	*	
Type 6 Radar Waveform_10					
Burst	Carrier (GHz)	Hop (GHz)	DUT BW (MHz)	Within RX	
58	5.3	5.302	20	*	
75	5.3	5.306	20	*	

Type 6 Radar Waveform_11

Burst	Carrier (GHz)	Hop (GHz)	DUT BW (MHz)	Within RX
26	5.3	5.307	20	*
31	5.3	5.297	20	*
44	5.3	5.3	20	*
100	5.3	5.296	20	*

Type 6 Radar Waveform_12

Burst	Carrier (GHz)	Hop (GHz)	DUT BW (MHz)	Within RX
16	5.3	5.296	20	*
28	5.3	5.29	20	*
52	5.3	5.307	20	*
96	5.3	5.309	20	*

Type 6 Radar Waveform_13

Burst	Carrier (GHz)	Hop (GHz)	DUT BW (MHz)	Within RX
10	5.3	5.292	20	*
23	5.3	5.307	20	*
37	5.3	5.301	20	*
70	5.3	5.31	20	*
98	5.3	5.296	20	*

Type 6 Radar Waveform_14

Burst	Carrier (GHz)	Hop (GHz)	DUT BW (MHz)	Within RX
57	5.3	5.291	20	*
65	5.3	5.29	20	*
100	5.3	5.299	20	*

Type 6 Radar Waveform_15

Burst	Carrier (GHz)	Hop (GHz)	DUT BW (MHz)	Within RX
36	5.3	5.31	20	*
43	5.3	5.295	20	*
50	5.3	5.306	20	*

Type 6 Radar Waveform_16					
Burst	Carrier (GHz)	Hop (GHz)	DUT BW (MHz)	Within RX	
2	5.3	5.291	20	*	
10	5.3	5.296	20	*	
12	5.3	5.292	20	*	
62	5.3	5.307	20	*	
Type 6 Radar Waveform_17					
Burst	Carrier (GHz)	Hop (GHz)	DUT BW (MHz)	Within RX	
3	5.3	5.308	20	*	
65	5.3	5.31	20	*	
72	5.3	5.292	20	*	
92	5.3	5.307	20	*	
99	5.3	5.299	20	*	
Type 6 Radar Waveform_18					
Burst	Carrier (GHz)	Hop (GHz)	DUT BW (MHz)	Within RX	
56	5.3	5.297	20	*	
68	5.3	5.306	20	*	
Type 6 Radar Waveform_19					
Burst	Carrier (GHz)	Hop (GHz)	DUT BW (MHz)	Within RX	
13	5.3	5.301	20	*	
20	5.3	5.295	20	*	
41	5.3	5.298	20	*	
58	5.3	5.306	20	*	
80	5.3	5.304	20	*	
Type 6 Radar Waveform_20					
Burst	Carrier (GHz)	Hop (GHz)	DUT BW (MHz)	Within RX	
3	5.3	5.299	20	*	
43	5.3	5.295	20	*	
53	5.3	5.294	20	*	
56	5.3	5.307	20	*	
64	5.3	5.292	20	*	
75	5.3	5.306	20	*	
88	5.3	5.301	20	*	

Type 6 Radar Waveform_21					
Burst	Carrier (GHz)	Hop (GHz)	DUT BW (MHz)	Within RX	
4	5.3	5.304	20	*	
53	5.3	5.29	20	*	
88	5.3	5.308	20	*	

Type 6 Radar Waveform_22					
Burst	Carrier (GHz)	Hop (GHz)	DUT BW (MHz)	Within RX	
12	5.3	5.308	20	*	
32	5.3	5.305	20	*	
78	5.3	5.3	20	*	
86	5.3	5.307	20	*	

Type 6 Radar Waveform_23					
Burst	Carrier (GHz)	Hop (GHz)	DUT BW (MHz)	Within RX	
1	5.3	5.3	20	*	
2	5.3	5.305	20	*	
25	5.3	5.307	20	*	
26	5.3	5.297	20	*	
41	5.3	5.308	20	*	
42	5.3	5.295	20	*	
55	5.3	5.29	20	*	
95	5.3	5.296	20	*	

Type 6 Radar Waveform_24					
Burst	Carrier (GHz)	Hop (GHz)	DUT BW (MHz)	Within RX	
1	5.3	5.291	20	*	
66	5.3	5.296	20	*	
69	5.3	5.31	20	*	
80	5.3	5.294	20	*	
85	5.3	5.295	20	*	

Type 6 Radar Waveform_25					
Burst	Carrier (GHz)	Hop (GHz)	DUT BW (MHz)	Within RX	
5	5.3	5.31	20	*	
30	5.3	5.293	20	*	
36	5.3	5.308	20	*	
60	5.3	5.303	20	*	
70	5.3	5.296	20	*	
94	5.3	5.301	20	*	
95	5.3	5.291	20	*	

Type 6 Radar Waveform_26					
Burst	Carrier (GHz)	Hop (GHz)	DUT BW (MHz)	Within RX	
2	5.3	5.308	20	*	
16	5.3	5.307	20	*	
29	5.3	5.306	20	*	
59	5.3	5.295	20	*	
84	5.3	5.29	20	*	
93	5.3	5.305	20	*	

Type 6 Radar Waveform_27					
Burst	Carrier (GHz)	Hop (GHz)	DUT BW (MHz)	Within RX	
5	5.3	5.296	20	*	
22	5.3	5.293	20	*	
44	5.3	5.299	20	*	
72	5.3	5.291	20	*	
76	5.3	5.308	20	*	

Type 6 Radar Waveform_28					
Burst	Carrier (GHz)	Hop (GHz)	DUT BW (MHz)	Within RX	
30	5.3	5.291	20	*	

Type 6 Radar Waveform_29					
Burst	Carrier (GHz)	Hop (GHz)	DUT BW (MHz)	Within RX	
2	5.3	5.297	20	*	
21	5.3	5.292	20	*	
38	5.3	5.302	20	*	
54	5.3	5.301	20	*	
61	5.3	5.307	20	*	
72	5.3	5.295	20	*	
80	5.3	5.299	20	*	

Test Site	WZ-SR4	Test Engineer	Jake Lan
Test Date	2022/05/11~2022/05/13		
Test Item	Radar Statistical Performance Check (802.11ax-HE40 – 5310MHz)		

Radar Type 1-4 - Radar Statistical Performance								
Trial	Radar Type 1		Radar Type 2		Radar Type 3		Radar Type 4	
	Frequency (MHz)	1=detect 0=no detect	Frequency (MHz)	1=detect 0=no detect	Frequency (MHz)	1=detect 0=no detect	Frequency (MHz)	1=detect 0=no detect
0	5305	1	5330	1	5310	1	5315	1
1	5297	1	5294	0	5300	1	5320	1
2	5302	1	5323	1	5326	1	5317	1
3	5307	1	5326	1	5301	1	5290	1
4	5319	1	5316	1	5313	1	5302	0
5	5304	1	5324	1	5304	1	5290	1
6	5295	1	5296	1	5324	1	5312	1
7	5298	1	5303	1	5325	1	5299	1
8	5294	1	5328	1	5312	0	5295	1
9	5309	1	5317	0	5303	1	5320	1
10	5324	1	5314	0	5327	1	5299	1
11	5327	1	5329	1	5293	0	5312	0
12	5328	0	5290	1	5297	1	5299	1
13	5290	1	5301	1	5302	1	5304	1
14	5310	1	5323	1	5297	0	5306	0
15	5312	1	5323	1	5304	1	5320	1
16	5320	1	5319	1	5330	1	5309	1
17	5290	1	5312	1	5318	1	5317	1
18	5316	0	5324	1	5321	1	5291	1
19	5321	0	5307	1	5301	1	5305	1
20	5307	1	5321	1	5290	1	5302	1
21	5330	1	5295	1	5311	1	5313	0
22	5301	1	5308	1	5296	1	5326	0
23	5325	1	5316	1	5328	1	5300	0
24	5327	1	5304	0	5299	1	5319	1
25	5323	1	5324	1	5301	0	5310	1
26	5308	1	5305	0	5322	0	5321	1
27	5295	1	5310	1	5325	0	5322	1
28	5305	1	5296	1	5318	1	5330	1



29	5308	1	5304	1	5324	1	5312	1
Probability:	90.0%		83.3%		80.0%		80.0%	
Aggregate:	83.3% (≥80%)							

Radar Type 1 - Radar Waveform				Radar Type 2 - Radar Waveform			
Trial #	Number of Pulses per Burst	Pulse Width (μ sec)	PRI (μs)	Trial #	Number of Pulses per Burst	Pulse Width (μ sec)	PRI (μs)
1	81	1	658	1	23	2.8	198
2	68	1	778	2	28	3.4	184
3	98	1	538	3	27	3.4	182
4	61	1	878	4	28	4.5	189
5	89	1	598	5	28	3.3	166
6	89	1	598	6	25	1.4	220
7	58	1	918	7	29	3.5	221
8	86	1	618	8	26	1.9	214
9	95	1	558	9	27	2.1	218
10	59	1	898	10	27	1.3	163
11	67	1	798	11	28	1.5	218
12	63	1	838	12	27	2.1	200
13	59	1	898	13	23	2.9	195
14	98	1	538	14	28	2	200
15	57	1	938	15	26	1.2	173
16	89	1	598	16	28	2.3	157
17	62	1	858	17	25	4.7	199
18	78	1	678	18	27	1.9	169
19	74	1	718	19	24	4	197
20	74	1	718	20	26	1.8	201
21	83	1	638	21	28	2.9	186
22	18	1	3066	22	24	2.6	166
23	70	1	758	23	26	3.3	223
24	63	1	838	24	28	4.5	156
25	57	1	938	25	23	5	190
26	72	1	738	26	28	1.1	172
27	86	1	618	27	26	2	156
28	98	1	538	28	26	4.2	218
29	63	1	838	29	25	4.1	155
30	62	1	858	30	26	2	207

Radar Type 3 - Radar Waveform				Radar Type 4 - Radar Waveform			
Trial #	Number of Pulses per Burst	Pulse Width (μ sec)	PRI (μ s)	Trial #	Number of Pulses per Burst	Pulse Width (μ sec)	PRI (μ s)
1	18	6.2	493	1	14	15.6	366
2	16	8.2	211	2	15	16.2	368
3	18	8.4	316	3	14	13.2	442
4	17	8.7	413	4	15	13.1	485
5	17	7.8	244	5	13	12.2	499
6	17	8.6	298	6	14	15.5	385
7	16	9.9	343	7	13	17.6	240
8	18	9.8	446	8	14	12.9	236
9	17	7.5	229	9	16	11.8	448
10	17	9.9	467	10	14	16.3	432
11	16	7.4	320	11	15	13.6	488
12	16	7.3	245	12	16	17.3	391
13	17	9.7	279	13	13	14.5	312
14	17	7.3	439	14	15	13	290
15	18	8.4	278	15	14	11.8	249
16	17	9.4	497	16	13	17.4	206
17	16	6.8	203	17	12	17.6	345
18	17	9.9	340	18	14	15.6	420
19	16	6.8	277	19	14	17.1	437
20	17	6.3	210	20	14	13.7	372
21	16	7.8	417	21	14	17.2	231
22	17	7.8	475	22	13	13.7	345
23	16	7.5	231	23	13	15.1	480
24	17	6.1	492	24	13	15.5	487
25	18	7.9	406	25	14	12	307
26	17	6.4	413	26	15	11	297
27	17	8.9	492	27	15	14.2	329
28	16	9.8	468	28	13	14.8	355
29	16	8.6	370	29	15	12.7	492
30	16	9.7	386	30	14	15	431

Radar Type 5 - Radar Statistical Performance					
Trail #	Test Freq. (MHz)	1=Detection 0=No Detection	Trail #	Test Freq. (MHz)	1=Detection 0=No Detection
0	5310.0	1	15	5298.0	1
1	5310.0	1	16	5295.6	1
2	5310.0	1	17	5293.6	1
3	5310.0	1	18	5296.8	1
4	5310.0	1	19	5295.6	1
5	5310.0	1	20	5327.6	1
6	5310.0	1	21	5324.4	1
7	5310.0	1	22	5328.0	1
8	5310.0	1	23	5326.8	1
9	5310.0	1	24	5326.8	1
10	5296.0	1	25	5323.6	1
11	5293.6	1	26	5328.0	1
12	5297.2	1	27	5327.6	1
13	5294.4	1	28	5322.8	1
14	5292.8	1	29	5327.2	1
Detection Percentage (%)			100.0%		

Type 5 Radar Waveform_0

Burst	Number of Pulses	Pulse Width (μ sec)	Chirp Width (MHz)	Pulse 1-to-2 PRI (μ sec)	Pulse 2-to-3 PRI (μ sec)	Start Location Within Interval (msec)
1	3	55.9	19	1389	1744	32.978
2	2	53.3	19	1676		285.987
3	1	96.3	19			510.183
4	1	92.5	19			740.29
5	1	62.2	19			220.587
6	2	98.2	19	1365		89.663
7	2	64.1	19	1982		893.03
8	3	66.2	19	1765	1955	929.267
9	1	69.2	19			775.933

Type 5 Radar Waveform_1

Burst	Number of Pulses	Pulse Width (μ sec)	Chirp Width (MHz)	Pulse 1-to-2 PRI (μ sec)	Pulse 2-to-3 PRI (μ sec)	Start Location Within Interval (msec)
1	2	80.3	11	1074		175.384
2	1	68.7	11			51.925
3	3	76.2	11	1678	1936	390.15
4	1	99.6	11			608.22
5	2	72.2	11	1480		160.68
6	1	50.9	11			344.65
7	2	59.9	11	1582		176.31
8	3	56.2	11	1930	1212	459.48
9	2	86.2	11	1632		333.76
10	1	93.5	11			586.06
11	1	58.8	11			216.77
12	2	93.7	11	1198		519.82
13	2	84.5	11	1451		354.34
14	1	83.7	11			493.4
15	2	64.9	11	1581		205.2
16	2	88.1	11	1309		410.6

Type 5 Radar Waveform_2

Burst	Number of Pulses	Pulse Width (μ sec)	Chirp Width (MHz)	Pulse 1-to-2 PRI (μ sec)	Pulse 2-to-3 PRI (μ sec)	Start Location Within Interval (msec)
1	3	73.4	8	1919	1642	317.115
2	3	84.9	8	1577	1299	323.563
3	2	64	8	1176		554.077
4	1	69.1	8			130.8
5	2	51.7	8	1520		489.913
6	2	77.6	8	1085		539.347
7	3	63.6	8	1956	1672	191.22
8	2	59.6	8	1671		293.173
9	2	65.5	8	1803		611.377
10	2	70.5	8	1268		201.17
11	3	60.3	8	1822	1939	1.093
12	2	66.4	8	1047		284.467
13	2	63.6	8	1626		520.12
14	1	99.5	8			177.373
15	1	76.7	8			534.157
16	1	52.6	8			319.6
17	1	79.6	8			351.033
18	3	85.2	8	1189	1421	259.167

Type 5 Radar Waveform_3

Burst	Number of Pulses	Pulse Width (μ sec)	Chirp Width (MHz)	Pulse 1-to-2 PRI (μ sec)	Pulse 2-to-3 PRI (μ sec)	Start Location Within Interval (msec)
1	1	85.3	11			16.58
2	1	77	11			725.42
3	3	99.5	11	1553	1509	359.52
4	2	98.9	11	1648		549.4
5	3	97.2	11	1979	1663	706.87
6	2	74.5	11	1780		248.24
7	1	74.5	11			214.43
8	1	85.6	11			123.81
9	2	77.7	11	1538		824.02
10	2	61.9	11	1177		508.26
11	1	81.3	11			294.7
12	1	60.6	11			148.2

Type 5 Radar Waveform_4

Burst	Number of Pulses	Pulse Width (μ sec)	Chirp Width (MHz)	Pulse 1-to-2 PRI (μ sec)	Pulse 2-to-3 PRI (μ sec)	Start Location Within Interval (msec)
1	2	74.5	18	1812		816.499
2	2	96	18	1226		700.703
3	3	88	18	1403	1268	650.726
4	3	52.2	18	1586	1400	731.789
5	2	73.1	18	1307		191.112
6	2	56.1	18	1264		196.135
7	2	61.5	18	1695		430.058
8	2	63.7	18	1443		56.432
9	1	68.3	18			6.075
10	3	55.1	18	1766	1630	168.658
11	2	74.7	18	1339		182.381
12	1	56	18			366.754
13	1	96.6	18			703.477

Type 5 Radar Waveform_5

Burst	Number of Pulses	Pulse Width (μ sec)	Chirp Width (MHz)	Pulse 1-to-2 PRI (μ sec)	Pulse 2-to-3 PRI (μ sec)	Start Location Within Interval (msec)
1	3	68.2	14	1027	1688	411.071
2	3	76	14	1130	1433	12.118
3	1	77.4	14			753.44
4	3	85	14	1822	1001	44.39
5	1	88.2	14			335.59
6	1	92.3	14			448.35
7	1	87.9	14			226.95
8	2	77.5	14	1919		376.37
9	3	80.9	14	1108	1282	191.2
10	2	57.7	14	1861		70.32
11	1	82.7	14			86.05
12	2	83	14	1847		590.68
13	2	81	14	1869		465.4
14	2	76.5	14	1397		90.1
15	3	72.4	14	1871	1205	546.1

Type 5 Radar Waveform_6

Burst	Number of Pulses	Pulse Width (μ sec)	Chirp Width (MHz)	Pulse 1-to-2 PRI (μ sec)	Pulse 2-to-3 PRI (μ sec)	Start Location Within Interval (msec)
1	2	97.1	19	1227		378.091
2	3	58.3	19	1098	1430	912.073
3	1	86.1	19			711.946
4	1	65.9	19			476.219
5	1	72.3	19			804.692
6	1	85.3	19			299.065
7	3	82.2	19	1612	1318	827.128
8	1	87.8	19			805.452
9	2	58.6	19	1382		324.445
10	1	79.1	19			495.408
11	2	75	19	1073		633.581
12	2	78.9	19	1122		191.954
13	1	68.9	19			681.177

Type 5 Radar Waveform_7

Burst	Number of Pulses	Pulse Width (μ sec)	Chirp Width (MHz)	Pulse 1-to-2 Spacing (μ sec)	Pulse 2-to-3 PRI (μ sec)	Start Location Within Interval (msec)
1	3	61.8	12	1223	1710	308.58
2	1	55.3	12			664.5
3	1	88	12			709.53
4	2	54.9	12	1127		1134.56
5	1	52.6	12			1239.88
6	2	69.7	12	1315		132.83
7	3	78	12	1642	1568	220.89
8	2	52.5	12	1040		351.1

Type 5 Radar Waveform_8

Burst	Number of Pulses	Pulse Width (μ sec)	Chirp Width (MHz)	Pulse 1-to-2 PRI (μ sec)	Pulse 2-to-3 PRI (μ sec)	Start Location Within Interval (msec)
1	3	73.4	19	1961	1434	574.235
2	2	93.6	19	1493		7.936
3	2	82.8	19	1696		291.09
4	1	57.1	19			582.27
5	1	73.5	19			619.81
6	2	65.8	19	1577		427.49
7	2	89.8	19	1623		244.79
8	2	98.8	19	1881		184.62
9	3	71.6	19	1088	1732	287.79
10	1	67.7	19			320.95
11	3	55.9	19	1630	1808	64.9
12	2	58.3	19	1568		180.05
13	2	72.2	19	1568		491.57
14	2	70.9	19	1661		522.6
15	1	65.2	19			192.2
16	2	91.9	19	1534		607.9

Type 5 Radar Waveform_9

Burst	Number of Pulses	Pulse Width (μ sec)	Chirp Width (MHz)	Pulse 1-to-2 PRI (μ sec)	Pulse 2-to-3 PRI (μ sec)	Start Location Within Interval (msec)
1	1	96.4	5			601.44
2	2	97.9	5	1254		113.44
3	1	88.9	5			45.87
4	2	83.8	5	1517		131.44
5	2	60.2	5	1764		877.3
6	1	67.9	5			355.1
7	2	67.2	5	1868		826.42
8	2	95.4	5	1487		1412.8

Type 5 Radar Waveform_10

Burst	Number of Pulses	Pulse Width (μ sec)	Chirp Width (MHz)	Pulse 1-to-2 PRI (μ sec)	Pulse 2-to-3 PRI (μ sec)	Start Location Within Interval (msec)
1	2	54.6	15	1640		566.816
2	3	61	15	1511	1084	410.737
3	3	97.7	15	1362	1894	88.224
4	1	92.3	15			494.141
5	3	66.9	15	1159	1326	819.319
6	2	84.4	15	1918		389.676
7	2	61.8	15	1077		147.683
8	2	50.6	15	1105		223.2
9	2	85.7	15	1949		85.307
10	2	65.6	15	1029		846.424
11	3	52.3	15	1044	1989	218.911
12	2	52.1	15	1249		832.129
13	2	64.7	15	1336		564.186
14	1	93.1	15			713.543

Type 5 Radar Waveform_11

Burst	Number of Pulses	Pulse Width (μ sec)	Chirp Width (MHz)	Pulse 1-to-2 PRI (μ sec)	Pulse 2-to-3 PRI (μ sec)	Start Location Within Interval (msec)
1	1	77.1	9			609.001
2	1	57.5	9			444.38
3	2	51.1	9	1980		348.55
4	2	50.4	9	1132		385.55
5	2	85.6	9	1167		692.56
6	2	76.6	9	1535		501.48
7	1	91.1	9			91.46
8	2	61.2	9	1816		529.86
9	3	70.2	9	1686	1915	247.79
10	2	92.3	9	1276		475.8

Type 5 Radar Waveform_12

Burst	Number of Pulses	Pulse Width (μ sec)	Chirp Width (MHz)	Pulse 1-to-2 PRI (μ sec)	Pulse 2-to-3 PRI (μ sec)	Start Location Within Interval (msec)
1	2	81.1	18	1157		392.052
2	2	68.2	18	1234		431.541
3	1	86.6	18			285.322
4	2	54.1	18	1188		209.493
5	2	95.8	18	1448		102.494
6	2	69	18	1434		620.745
7	1	86.3	18			430.276
8	2	79.2	18	1173		415.517
9	3	95.7	18	1612	1177	524.208
10	1	76.7	18			391.269
11	2	79.9	18	1230		22.961
12	2	93.2	18	1260		534.592
13	1	80.9	18			211.073
14	1	53.1	18			491.764
15	2	67.4	18	1934		321.745
16	1	76.4	18			348.446
17	3	81.9	18	1292	1295	191.437
18	2	70.1	18	1656		416.958
19	3	75.8	18	1562	1837	423.379

Type 5 Radar Waveform_13

Burst	Number of Pulses	Pulse Width (μ sec)	Chirp Width (MHz)	Pulse 1-to-2 PRI (μ sec)	Pulse 2-to-3 PRI (μ sec)	Start Location Within Interval (msec)
1	2	55.4	11	1353		255.343
2	3	76.4	11	1470	1868	449.253
3	2	51.8	11	1513		255.467
4	2	63.2	11	1342		647.41
5	2	68.3	11	1505		520.083
6	1	54.4	11			335.237
7	2	79.2	11	1009		150.8
8	1	69.7	11			300.223
9	3	88.6	11	1444	1054	215.317
10	2	53.2	11	1236		183.62
11	2	73.5	11	1297		149.053
12	2	57	11	1526		378.227
13	3	83.2	11	1732	1676	547.76
14	3	70.9	11	1505	1762	71.803
15	1	50.4	11			205.277
16	1	63	11			494.2
17	3	54.6	11	1944	1289	449.933
18	2	82.1	11	1199		637.067

Type 5 Radar Waveform_14

Burst	Number of Pulses	Pulse Width (μ sec)	Chirp Width (MHz)	Pulse 1-to-2 PRI (μ sec)	Pulse 2-to-3 PRI (μ sec)	Start Location Within Interval (msec)
1	2	70.7	7	1812		723.183
2	3	87.9	7	1238	1047	30.748
3	3	91.2	7	1086	1986	210.636
4	3	91.6	7	1414	1292	50.889
5	1	56.4	7			826.732
6	1	84.4	7			284.175
7	3	78	7	1390	1530	71.198
8	1	61.3	7			226.252
9	3	60	7	1780	1882	61.785
10	2	82.4	7	1590		679.548
11	2	68.2	7	1181		702.111
12	2	92.4	7	1987		198.254
13	2	68.8	7	1360		547.877

Type 5 Radar Waveform_15

Burst	Number of Pulses	Pulse Width (μ sec)	Chirp Width (MHz)	Pulse 1-to-2 PRI (μ sec)	Pulse 2-to-3 PRI (μ sec)	Start Location Within Interval (msec)
1	2	73.3	20	1174		303.469
2	1	78.6	20			987.037
3	1	50.7	20			1263.713
4	2	82.5	20	1145		660.39
5	3	88.8	20	1096	1411	648.027
6	2	59.3	20	1639		214.273
7	3	57.7	20	1905	1282	1009.52
8	2	86	20	1912		759.167
9	1	76.5	20			255.333

Type 5 Radar Waveform_16

Burst	Number of Pulses	Pulse Width (μ sec)	Chirp Width (MHz)	Pulse 1-to-2 PRI (μ sec)	Pulse 2-to-3 PRI (μ sec)	Start Location Within Interval (msec)
1	2	64.8	14	1660		812.306
2	1	97	14			452.073
3	2	92.5	14	1247		850.216
4	3	69	14	1994	1439	494.609
5	1	83.2	14			760.172
6	2	51.2	14	1290		589.305
7	2	88.7	14	1544		379.638
8	1	77.2	14			434.032
9	2	62.3	14	1918		350.405
10	2	53.4	14	1874		854.848
11	2	59	14	1510		452.511
12	2	55.4	14	1664		814.854
13	2	55	14	1103		911.677

Type 5 Radar Waveform_17

Burst	Number of Pulses	Pulse Width (μ sec)	Chirp Width (MHz)	Pulse 1-to-2 PRI (μ sec)	Pulse 2-to-3 PRI (μ sec)	Start Location Within Interval (msec)
1	1	50.7	9			537.692
2	3	67	9	1418	1183	530.718
3	2	53.7	9	1241		594.795
4	3	50.3	9	1415	1651	108.093
5	2	73.4	9	1708		439.601
6	2	89.6	9	1486		592.398
7	2	87.3	9	1325		554.586
8	2	95	9	1295		311.414
9	1	58.3	9			184.191
10	2	69.5	9	1403		691.809
11	3	57.9	9	1894	1171	460.086
12	1	61.7	9			116.804
13	3	84.2	9	1370	1964	270.102
14	1	78.8	9			163.369
15	2	70.8	9	1373		604.247
16	3	78.3	9	1491	1198	421.965
17	3	97.5	9	1938	1403	223.482

Type 5 Radar Waveform_18

Burst	Number of Pulses	Pulse Width (μ sec)	Chirp Width (MHz)	Pulse 1-to-2 PRI (μ sec)	Pulse 2-to-3 PRI (μ sec)	Start Location Within Interval (msec)
1	2	83.1	17	1418		367.131
2	2	60.5	17	1306		130.898
3	2	60.2	17	1325		435.93
4	1	76.1	17			512.62
5	2	81.8	17	1780		397.03
6	2	74.7	17	1243		131.71
7	1	97.9	17			542.07
8	1	89.7	17			582.09
9	2	54.1	17	1008		449.25
10	2	99.4	17	1507		75.87
11	1	71.3	17			112.99
12	2	54.3	17	1218		393.39
13	2	57.2	17	1744		216.95
14	2	52.6	17	1710		574.39
15	3	69.9	17	1319	1194	374.87
16	1	95.1	17			122.23
17	3	97.7	17	1076	1823	423.9
18	1	86.2	17			362.7
19	2	53.8	17	1749		465.6
20	2	56.4	17	1151		375.1

Type 5 Radar Waveform_19						
Burst	Number of Pulses	Pulse Width (μ sec)	Chirp Width (MHz)	Pulse 1-to-2 PRI (μ sec)	Pulse 2-to-3 PRI (μ sec)	Start Location Within Interval (msec)
1	1	78.3	14			574.582
2	1	72.5	14			540.371
3	3	90.5	14	1423	1312	592.052
4	2	90	14	1495		407.933
5	1	90.8	14			356.574
6	3	76.5	14	1573	1901	604.605
7	1	87.4	14			576.706
8	1	98.1	14			484.657
9	1	51.7	14			345.258
10	2	93.9	14	1015		609.649
11	2	96.7	14	1715		126.441
12	1	79.6	14			604.942
13	2	72.2	14	1926		449.323
14	1	52.8	14			129.844
15	2	77.3	14	1625		540.345
16	1	91	14			142.456
17	3	82.2	14	1088	1801	558.737
18	3	64.1	14	1606	1222	581.858
19	2	84.1	14	1031		353.179

Type 5 Radar Waveform_20						
Burst	Number of Pulses	Pulse Width (μ sec)	Chirp Width (MHz)	Pulse 1-to-2 PRI (μ sec)	Pulse 2-to-3 PRI (μ sec)	Start Location Within Interval (msec)
1	2	91.2	6	1509		459.412
2	1	94.5	6			303.51
3	3	95.8	6	1923	1230	446.09
4	2	74.2	6	1523		302.29
5	2	50.8	6	1983		73.92
6	3	59.6	6	1011	1734	430.77
7	2	52.2	6	1143		611.57
8	1	77.9	6			681.71
9	1	74.9	6			601.02
10	3	91.3	6	1286	1484	688.3
11	1	86.9	6			84.87
12	2	53.8	6	1608		468.29
13	2	53.8	6	1132		156.24
14	1	99	6			39.1
15	2	55.8	6	1790		41.2

Type 5 Radar Waveform_21

Burst	Number of Pulses	Pulse Width (μ sec)	Chirp Width (MHz)	Pulse 1-to-2 PRI (μ sec)	Pulse 2-to-3 PRI (μ sec)	Start Location Within Interval (msec)
1	3	51.3	14	1961	1803	816.463
2	3	87.8	14	1156	1802	16.633
3	1	51.5	14			175.876
4	3	56.5	14	1950	1549	363.499
5	2	84	14	1154		831.742
6	2	84.3	14	1890		358.385
7	3	81.1	14	1256	1036	496.298
8	2	67.4	14	1831		868.022
9	2	87.2	14	1809		105.755
10	2	71.3	14	1106		189.468
11	2	66.6	14	1373		58.101
12	3	60.1	14	1955	1660	768.354
13	1	91.9	14			689.277

Type 5 Radar Waveform_22

Burst	Number of Pulses	Pulse Width (μ sec)	Chirp Width (MHz)	Pulse 1-to-2 PRI (μ sec)	Pulse 2-to-3 PRI (μ sec)	Start Location Within Interval (msec)
1	3	73.6	5	1648	1926	385.44
2	2	90.3	5	1085		517.801
3	2	91.8	5	1696		250.352
4	3	72.3	5	1646	1279	39.683
5	2	91.6	5	1066		1082.484
6	1	65.4	5			731.895
7	2	55.5	5	1504		406.155
8	3	62.3	5	1783	1602	409.946
9	2	78.8	5	1820		424.907
10	1	79.7	5			289.218
11	1	82	5			799.909

Type 5 Radar Waveform_23

Burst	Number of Pulses	Pulse Width (μ sec)	Chirp Width (MHz)	Pulse 1-to-2 PRI (μ sec)	Pulse 2-to-3 PRI (μ sec)	Start Location Within Interval (msec)
1	2	68.6	8	1904		44.081
2	2	55.6	8	1316		72.839
3	1	88.5	8			481
4	2	82.4	8	1603		178.85
5	2	89.8	8	1863		787.29
6	1	51.4	8			739.28
7	2	68.6	8	1117		389.81
8	1	50.1	8			119.67
9	2	88.4	8	1953		421.92
10	3	54.6	8	1379	1895	351.9
11	2	71.1	8	1953		422.78
12	2	91.5	8	1108		39.15
13	1	55.8	8			48.03
14	3	57.9	8	1116	1021	530.3
15	3	68.9	8	1511	1839	406.2

Type 5 Radar Waveform_24

Burst	Number of Pulses	Pulse Width (μ sec)	Chirp Width (MHz)	Pulse 1-to-2 PRI (μ sec)	Pulse 2-to-3 PRI (μ sec)	Start Location Within Interval (msec)
1	2	90.9	8	1017		623.714
2	2	85.4	8	1751		605.823
3	3	92.2	8	1461	1497	80.707
4	2	72.7	8	1615		147.84
5	2	50.7	8	1599		162.423
6	2	85.2	8	1290		544.967
7	2	58	8	1776		307.1
8	1	61.1	8			403.883
9	2	58.7	8	1298		307.647
10	1	71.9	8			579.65
11	3	58.3	8	1243	1689	456.253
12	1	71	8			404.167
13	2	65.7	8	1240		376.1
14	2	70.9	8	1777		88.663
15	2	58.4	8	1561		401.497
16	1	68.9	8			69.4
17	1	96.3	8			352.633
18	2	75.4	8	1477		499.967

Type 5 Radar Waveform_25

Burst	Number of Pulses	Pulse Width (μ sec)	Chirp Width (MHz)	Pulse 1-to-2 PRI (μ sec)	Pulse 2-to-3 PRI (μ sec)	Start Location Within Interval (msec)
1	1	53.3	16			287.386
2	2	59.5	16	1590		535.96
3	2	51.5	16	1704		595.82
4	1	97.5	16			227.16
5	1	79.3	16			471.57
6	1	80.3	16			284.67
7	3	55.2	16	1170	1555	617.95
8	2	91.8	16	1469		8.95
9	3	89.6	16	1173	1063	610.32
10	1	65.3	16			409.28
11	2	56.6	16	1224		28.33
12	3	74.8	16	1321	1532	556.78
13	2	80.6	16	1782		418.46
14	3	69.6	16	1987	1807	79.7
15	1	99.6	16			372.6
16	1	80.2	16			118.7

Type 5 Radar Waveform_26

Burst	Number of Pulses	Pulse Width (μ sec)	Chirp Width (MHz)	Pulse 1-to-2 PRI (μ sec)	Pulse 2-to-3 PRI (μ sec)	Start Location Within Interval (msec)
1	1	51.4	5			251.814
2	3	87.9	5	1488	1874	173.217
3	1	79.4	5			462.442
4	2	70	5	1615		432.473
5	3	91.9	5	1710	1001	53.584
6	3	53	5	1043	1738	305.705
7	3	76.6	5	1874	1436	58.526
8	3	66.7	5	1827	1808	188.017
9	2	96.4	5	1608		55.218
10	3	84.9	5	1611	1886	251.279
11	2	97.6	5	1205		416.081
12	3	87.5	5	1376	1720	156.512
13	2	62.1	5	1014		180.043
14	1	92.5	5			397.384
15	2	82.2	5	1727		4.095
16	2	79.8	5	1621		200.626
17	2	82.4	5	1270		137.937
18	3	87.2	5	1574	1878	270.858
19	3	65.3	5	1767	1732	100.279

Type 5 Radar Waveform_27

Burst	Number of Pulses	Pulse Width (μ sec)	Chirp Width (MHz)	Pulse 1-to-2 PRI (μ sec)	Pulse 2-to-3 PRI (μ sec)	Start Location Within Interval (msec)
1	3	78.4	6	1754	1630	205.975
2	2	82.7	6	1637		92.516
3	3	95.7	6	1845	1316	37.105
4	1	56.3	6			348.823
5	3	53.7	6	1697	1607	121.691
6	2	89.2	6	1218		509.568
7	2	84.3	6	1242		140.796
8	2	60.9	6	1956		600.914
9	2	81.3	6	1530		447.371
10	2	83.8	6	1364		232.469
11	3	63.1	6	1705	1467	371.636
12	2	74	6	1095		430.734
13	2	87.2	6	1808		262.422
14	1	71.2	6			499.669
15	2	99.4	6	1987		440.147
16	1	78.8	6			414.765
17	2	82.4	6	1666		145.182

Type 5 Radar Waveform_28

Burst	Number of Pulses	Pulse Width (μ sec)	Chirp Width (MHz)	Pulse 1-to-2 PRI (μ sec)	Pulse 2-to-3 PRI (μ sec)	Start Location Within Interval (msec)
1	3	61.3	18	1600	1355	671.909
2	3	81.9	18	1742	1809	743.38
3	2	55.3	18	1592		658.58
4	2	82.6	18	1190		450.58
5	2	95.4	18	1890		677.67
6	2	79.8	18	1665		238.04
7	2	57.7	18	1842		589.73
8	3	70.2	18	1122	1652	20.51
9	1	64.2	18			240.24
10	1	52.3	18			79.92
11	2	80	18	1709		492.42
12	3	70.2	18	1116	1658	423.15
13	2	54.6	18	1939		324.7
14	2	83.5	18	1125		33.72
15	2	91.2	18	1291		156
16	2	72.3	18	1065		88.7

Type 5 Radar Waveform_29

Burst	Number of Pulses	Pulse Width (μ sec)	Chirp Width (MHz)	Pulse 1-to-2 PRI (μ sec)	Pulse 2-to-3 PRI (μ sec)	Start Location Within Interval (msec)
1	2	80.5	7	1079		187.726
2	2	75.7	7	1561		458.661
3	2	70.4	7	1053		157.442
4	2	76.9	7	1142		28.473
5	1	65.5	7			595.924
6	2	52.4	7	1609		223.915
7	1	97.2	7			196.906
8	3	92.7	7	1513	1733	20.277
9	1	64.2	7			227.368
10	2	51.1	7	1687		532.479
11	2	90.3	7	1642		132.691
12	3	72.7	7	1471	1776	28.482
13	3	58.7	7	1560	1974	88.983
14	2	95.7	7	1404		92.224
15	1	81.6	7			12.635
16	3	58	7	1571	1299	440.946
17	2	76.4	7	1220		442.937
18	2	62.2	7	1030		44.858
19	2	96.7	7	1179		582.279

Radar Type 6 - Radar Statistical Performance			
Trail #	1=Detection 0=No Detection	Trail #	1=Detection 0=No Detection
0	1	16	1
1	1	17	1
2	1	18	1
3	1	19	1
4	1	20	1
5	1	21	1
6	1	22	1
7	1	23	1
8	1	24	1
9	1	25	1
10	1	26	1
11	1	27	1
12	1	28	1
13	1	29	1
14	1	30	1
Detection Percentage (%)		100.0%	

Type 6 Radar Waveform_0

Burst	Carrier (GHz)	Hop (GHz)	DUT BW (MHz)	Within RX
8	5.31	5.304	40	*
10	5.31	5.307	40	*
18	5.31	5.317	40	*
22	5.31	5.293	40	*
29	5.31	5.314	40	*
37	5.31	5.309	40	*
38	5.31	5.291	40	*
40	5.31	5.301	40	*
64	5.31	5.329	40	*
65	5.31	5.315	40	*
66	5.31	5.3	40	*
79	5.31	5.29	40	*
95	5.31	5.308	40	*
98	5.31	5.295	40	*

Type 6 Radar Waveform_1

Burst	Carrier (GHz)	Hop (GHz)	DUT BW (MHz)	Within RX
25	5.31	5.329	40	*
51	5.31	5.325	40	*
69	5.31	5.317	40	*
77	5.31	5.307	40	*
78	5.31	5.309	40	*
82	5.31	5.314	40	*
85	5.31	5.328	40	*

Type 6 Radar Waveform_2

Burst	Carrier (GHz)	Hop (GHz)	DUT BW (MHz)	Within RX
34	5.31	5.296	40	*
44	5.31	5.302	40	*
53	5.31	5.305	40	*
58	5.31	5.304	40	*
60	5.31	5.309	40	*
72	5.31	5.318	40	*
73	5.31	5.299	40	*
92	5.31	5.313	40	*

Type 6 Radar Waveform_3					
Burst	Carrier (GHz)	Hop (GHz)	DUT BW (MHz)	Within RX	
9	5.31	5.33	40	*	
10	5.31	5.301	40	*	
13	5.31	5.327	40	*	
32	5.31	5.313	40	*	
76	5.31	5.293	40	*	
81	5.31	5.325	40	*	
Type 6 Radar Waveform_4					
Burst	Carrier (GHz)	Hop (GHz)	DUT BW (MHz)	Within RX	
21	5.31	5.325	40	*	
24	5.31	5.304	40	*	
39	5.31	5.295	40	*	
67	5.31	5.329	40	*	
69	5.31	5.294	40	*	
86	5.31	5.327	40	*	
Type 6 Radar Waveform_5					
Burst	Carrier (GHz)	Hop (GHz)	DUT BW (MHz)	Within RX	
7	5.31	5.328	40	*	
42	5.31	5.32	40	*	
58	5.31	5.3	40	*	
64	5.31	5.292	40	*	
67	5.31	5.316	40	*	
91	5.31	5.305	40	*	
96	5.31	5.291	40	*	
100	5.31	5.309	40	*	
Type 6 Radar Waveform_6					
Burst	Carrier (GHz)	Hop (GHz)	DUT BW (MHz)	Within RX	
22	5.31	5.311	40	*	
38	5.31	5.307	40	*	
48	5.31	5.294	40	*	
49	5.31	5.329	40	*	
63	5.31	5.313	40	*	
92	5.31	5.316	40	*	

Type 6 Radar Waveform_7					
	Burst	Carrier (GHz)	Hop (GHz)	DUT BW (MHz)	Within RX
	14	5.31	5.307	40	*
	36	5.31	5.328	40	*
	40	5.31	5.305	40	*
	41	5.31	5.327	40	*
	69	5.31	5.33	40	*
	76	5.31	5.308	40	*
	78	5.31	5.314	40	*
	85	5.31	5.309	40	*
	94	5.31	5.312	40	*
Type 6 Radar Waveform_8					
	Burst	Carrier (GHz)	Hop (GHz)	DUT BW (MHz)	Within RX
	2	5.31	5.299	40	*
	5	5.31	5.3	40	*
	29	5.31	5.322	40	*
	47	5.31	5.305	40	*
	53	5.31	5.32	40	*
	63	5.31	5.297	40	*
	64	5.31	5.309	40	*
	71	5.31	5.317	40	*
	76	5.31	5.302	40	*
	77	5.31	5.319	40	*
Type 6 Radar Waveform_9					
	Burst	Carrier (GHz)	Hop (GHz)	DUT BW (MHz)	Within RX
	26	5.31	5.3	40	*
	59	5.31	5.32	40	*
	69	5.31	5.305	40	*
	82	5.31	5.309	40	*
	94	5.31	5.329	40	*
	98	5.31	5.292	40	*
Type 6 Radar Waveform_10					
	Burst	Carrier (GHz)	Hop (GHz)	DUT BW (MHz)	Within RX
	10	5.31	5.316	40	*
	42	5.31	5.303	40	*
	44	5.31	5.309	40	*
	62	5.31	5.314	40	*
	99	5.31	5.323	40	*

Type 6 Radar Waveform_11

Burst	Carrier (GHz)	Hop (GHz)	DUT BW (MHz)	Within RX
1	5.31	5.307	40	*
21	5.31	5.317	40	*
23	5.31	5.304	40	*
25	5.31	5.301	40	*
31	5.31	5.293	40	*
51	5.31	5.314	40	*

Type 6 Radar Waveform_12

Burst	Carrier (GHz)	Hop (GHz)	DUT BW (MHz)	Within RX
5	5.31	5.293	40	*
19	5.31	5.301	40	*
32	5.31	5.295	40	*
41	5.31	5.327	40	*
48	5.31	5.318	40	*
52	5.31	5.299	40	*
77	5.31	5.33	40	*
82	5.31	5.315	40	*
92	5.31	5.306	40	*

Type 6 Radar Waveform_13

Burst	Carrier (GHz)	Hop (GHz)	DUT BW (MHz)	Within RX
14	5.31	5.329	40	*
38	5.31	5.319	40	*
51	5.31	5.31	40	*
56	5.31	5.299	40	*
76	5.31	5.303	40	*
89	5.31	5.313	40	*

Type 6 Radar Waveform_14

Burst	Carrier (GHz)	Hop (GHz)	DUT BW (MHz)	Within RX
34	5.31	5.327	40	*
53	5.31	5.32	40	*
55	5.31	5.292	40	*
60	5.31	5.31	40	*
61	5.31	5.297	40	*
74	5.31	5.296	40	*
95	5.31	5.322	40	*
99	5.31	5.298	40	*

Type 6 Radar Waveform_15

Burst	Carrier (GHz)	Hop (GHz)	DUT BW (MHz)	Within RX
16	5.31	5.318	40	*
29	5.31	5.315	40	*
31	5.31	5.306	40	*
35	5.31	5.305	40	*
47	5.31	5.319	40	*
49	5.31	5.324	40	*
79	5.31	5.297	40	*
81	5.31	5.29	40	*
96	5.31	5.291	40	*

Type 6 Radar Waveform_16

Burst	Carrier (GHz)	Hop (GHz)	DUT BW (MHz)	Within RX
45	5.31	5.314	40	*
46	5.31	5.309	40	*
64	5.31	5.303	40	*
81	5.31	5.306	40	*
82	5.31	5.296	40	*
84	5.31	5.329	40	*
93	5.31	5.313	40	*
95	5.31	5.298	40	*

Type 6 Radar Waveform_17

Burst	Carrier (GHz)	Hop (GHz)	DUT BW (MHz)	Within RX
1	5.31	5.307	40	*
9	5.31	5.292	40	*
11	5.31	5.325	40	*
24	5.31	5.315	40	*
27	5.31	5.327	40	*
41	5.31	5.293	40	*
55	5.31	5.302	40	*
59	5.31	5.324	40	*
64	5.31	5.316	40	*
72	5.31	5.297	40	*

Type 6 Radar Waveform_18				
Burst	Carrier (GHz)	Hop (GHz)	DUT BW (MHz)	Within RX
1	5.31	5.295	40	*
2	5.31	5.317	40	*
13	5.31	5.294	40	*
47	5.31	5.293	40	*
50	5.31	5.313	40	*
51	5.31	5.305	40	*
65	5.31	5.321	40	*
76	5.31	5.309	40	*
78	5.31	5.312	40	*
93	5.31	5.315	40	*
96	5.31	5.314	40	*

Type 6 Radar Waveform_19				
Burst	Carrier (GHz)	Hop (GHz)	DUT BW (MHz)	Within RX
1	5.31	5.308	40	*
11	5.31	5.302	40	*
59	5.31	5.303	40	*
60	5.31	5.299	40	*
70	5.31	5.317	40	*
71	5.31	5.322	40	*
92	5.31	5.291	40	*
98	5.31	5.33	40	*

Type 6 Radar Waveform_20				
Burst	Carrier (GHz)	Hop (GHz)	DUT BW (MHz)	Within RX
16	5.31	5.301	40	*
17	5.31	5.31	40	*
23	5.31	5.298	40	*
36	5.31	5.296	40	*
37	5.31	5.32	40	*
40	5.31	5.307	40	*
71	5.31	5.297	40	*
73	5.31	5.325	40	*
77	5.31	5.292	40	*
92	5.31	5.309	40	*

Type 6 Radar Waveform_21				
Burst	Carrier (GHz)	Hop (GHz)	DUT BW (MHz)	Within RX
13	5.31	5.295	40	*
40	5.31	5.322	40	*
62	5.31	5.31	40	*
98	5.31	5.321	40	*

Type 6 Radar Waveform_22				
Burst	Carrier (GHz)	Hop (GHz)	DUT BW (MHz)	Within RX
7	5.31	5.305	40	*
12	5.31	5.317	40	*
23	5.31	5.326	40	*
25	5.31	5.329	40	*
34	5.31	5.324	40	*
43	5.31	5.299	40	*
53	5.31	5.295	40	*
54	5.31	5.319	40	*
71	5.31	5.294	40	*
85	5.31	5.312	40	*

Type 6 Radar Waveform_23				
Burst	Carrier (GHz)	Hop (GHz)	DUT BW (MHz)	Within RX
16	5.31	5.297	40	*
17	5.31	5.304	40	*
31	5.31	5.321	40	*
40	5.31	5.303	40	*
48	5.31	5.322	40	*
63	5.31	5.296	40	*
85	5.31	5.314	40	*
95	5.31	5.306	40	*

Type 6 Radar Waveform_24				
Burst	Carrier (GHz)	Hop (GHz)	DUT BW (MHz)	Within RX
16	5.31	5.306	40	*
56	5.31	5.292	40	*
62	5.31	5.315	40	*

Type 6 Radar Waveform_25

Burst	Carrier (GHz)	Hop (GHz)	DUT BW (MHz)	Within RX
14	5.31	5.322	40	*
15	5.31	5.296	40	*
16	5.31	5.329	40	*
33	5.31	5.317	40	*
37	5.31	5.297	40	*
63	5.31	5.3	40	*
83	5.31	5.306	40	*
87	5.31	5.298	40	*
89	5.31	5.318	40	*
93	5.31	5.304	40	*

Type 6 Radar Waveform_26

Burst	Carrier (GHz)	Hop (GHz)	DUT BW (MHz)	Within RX
32	5.31	5.301	40	*
37	5.31	5.324	40	*
46	5.31	5.295	40	*
51	5.31	5.297	40	*
59	5.31	5.315	40	*
70	5.31	5.298	40	*

Type 6 Radar Waveform_27

Burst	Carrier (GHz)	Hop (GHz)	DUT BW (MHz)	Within RX
18	5.31	5.324	40	*
66	5.31	5.33	40	*
74	5.31	5.293	40	*
82	5.31	5.29	40	*

Type 6 Radar Waveform_28

Burst	Carrier (GHz)	Hop (GHz)	DUT BW (MHz)	Within RX
5	5.31	5.326	40	*
18	5.31	5.321	40	*
31	5.31	5.31	40	*
65	5.31	5.3	40	*
77	5.31	5.317	40	*

Type 6 Radar Waveform_29

Burst	Carrier (GHz)	Hop (GHz)	DUT BW (MHz)	Within RX
3	5.31	5.295	40	*
23	5.31	5.324	40	*
25	5.31	5.299	40	*
29	5.31	5.323	40	*
45	5.31	5.309	40	*
49	5.31	5.3	40	*

Test Site	WZ-SR4	Test Engineer	Jake Lan
Test Date	2022/05/11~2022/05/13		
Test Item	Radar Statistical Performance Check (802.11ax-HE80 – 5290MHz)		

Radar Type 1-4 - Radar Statistical Performance								
Trial	Radar Type 1		Radar Type 2		Radar Type 3		Radar Type 4	
	Frequency (MHz)	1=detect 0=no detect	Frequency (MHz)	1=detect 0=no detect	Frequency (MHz)	1=detect 0=no detect	Frequency (MHz)	1=detect 0=no detect
0	5267	1	5250	1	5329	1	5290	0
1	5329	1	5309	1	5307	1	5264	1
2	5309	1	5305	1	5301	1	5293	1
3	5302	1	5289	1	5285	1	5296	0
4	5311	1	5280	1	5303	1	5307	1
5	5276	1	5273	0	5297	1	5306	1
6	5257	1	5284	0	5323	1	5268	0
7	5296	1	5282	1	5326	1	5261	1
8	5318	1	5276	1	5264	0	5262	1
9	5287	1	5308	1	5308	1	5261	1
10	5268	1	5270	1	5280	1	5320	0
11	5281	1	5290	0	5308	1	5306	1
12	5274	1	5295	1	5250	1	5271	1
13	5317	1	5274	1	5326	1	5286	1
14	5286	1	5308	0	5293	0	5314	0
15	5321	1	5321	1	5316	1	5329	1
16	5290	1	5322	0	5311	1	5302	1
17	5277	1	5320	1	5303	0	5256	1
18	5272	1	5301	1	5311	1	5298	0
19	5260	0	5272	0	5328	1	5254	1
20	5313	1	5269	0	5308	1	5298	1
21	5279	1	5293	1	5315	1	5322	1
22	5266	1	5255	0	5279	1	5277	0
23	5288	1	5251	1	5313	1	5257	1
24	5275	1	5317	1	5255	1	5265	1
25	5297	1	5270	1	5322	1	5279	0
26	5298	1	5328	1	5270	0	5319	1
27	5250	0	5278	1	5311	1	5304	0
28	5305	1	5265	1	5259	0	5274	1

29	5276	1	5329	1	5290	1	5250	1
Probability:	93.3%		73.3%		83.3%		70.0%	
Aggregate:	80.0% (≥80%)							

Radar Type 1 - Radar Waveform				Radar Type 2 - Radar Waveform			
Trial #	Number of Pulses per Burst	Pulse Width (μ sec)	PRI (μs)	Trial #	Number of Pulses per Burst	Pulse Width (μ sec)	PRI (μs)
1	102	1	518	1	28	1	227
2	57	1	938	2	28	2.4	172
3	89	1	598	3	24	4.5	155
4	72	1	738	4	28	2.2	225
5	89	1	598	5	26	3.7	196
6	59	1	898	6	26	4.9	203
7	95	1	558	7	24	4.6	219
8	102	1	518	8	26	3.8	202
9	70	1	758	9	24	1.3	206
10	63	1	838	10	27	4.9	153
11	65	1	818	11	26	3.8	184
12	57	1	938	12	25	4.6	180
13	98	1	538	13	25	4.3	181
14	63	1	838	14	28	4.6	177
15	58	1	918	15	24	4.7	210
16	62	1	858	16	24	3.9	183
17	78	1	678	17	25	3.2	181
18	62	1	858	18	25	4.8	168
19	74	1	718	19	25	4.8	182
20	70	1	758	20	24	3.1	157
21	58	1	918	21	27	2	213
22	62	1	858	22	27	1.4	151
23	65	1	818	23	25	4.9	179
24	86	1	618	24	23	4.7	174
25	68	1	778	25	27	4	176
26	89	1	598	26	24	4.1	182
27	18	1	3066	27	27	4	229
28	67	1	798	28	28	4.3	177
29	86	1	618	29	24	1.3	159
30	70	1	758	30	25	2.2	186

Radar Type 3 - Radar Waveform				Radar Type 4 - Radar Waveform			
Trial #	Number of Pulses per Burst	Pulse Width (μ sec)	PRI (μ s)	Trial #	Number of Pulses per Burst	Pulse Width (μ sec)	PRI (μ s)
1	16	7.4	357	1	15	17.1	468
2	18	7.3	290	2	13	12.3	390
3	17	6.4	295	3	12	16.9	408
4	16	7.7	310	4	14	11.2	217
5	18	9.5	401	5	13	19.2	220
6	17	8.3	408	6	13	17.2	384
7	18	6.4	271	7	13	15.4	300
8	16	9.3	250	8	15	19.3	357
9	17	7.5	361	9	14	13.8	219
10	18	8.4	409	10	13	12.4	421
11	16	9.2	308	11	13	11.7	475
12	17	8.6	255	12	13	19.7	418
13	16	6.1	313	13	13	15.3	287
14	16	8.6	272	14	16	19.8	431
15	16	7.9	370	15	15	14.4	395
16	17	6.9	225	16	13	11.9	202
17	18	7.7	276	17	14	19.7	243
18	17	6.5	265	18	14	11.1	220
19	18	6.1	405	19	13	19.3	280
20	18	6.5	471	20	14	13.4	365
21	18	9.6	436	21	15	17	248
22	17	10	435	22	13	13.7	400
23	16	8.3	230	23	16	14.9	208
24	16	9.3	421	24	12	19.3	490
25	17	6.7	235	25	15	17	291
26	17	7.8	366	26	13	11.9	461
27	16	9.6	334	27	12	13.4	415
28	18	9.7	442	28	14	18.1	330
29	17	6.9	310	29	13	11	388
30	17	9	248	30	16	14.8	225

Radar Type 5 - Radar Statistical Performance					
Trail #	Test Freq. (MHz)	1=Detection 0=No Detection	Trail #	Test Freq. (MHz)	1=Detection 0=No Detection
0	5290.0	1	15	5256.0	1
1	5290.0	1	16	5256.4	1
2	5290.0	1	17	5257.6	1
3	5290.0	1	18	5256.0	1
4	5290.0	1	19	5258.0	1
5	5290.0	1	20	5323.0	1
6	5290.0	1	21	5324.2	1
7	5290.0	1	22	5321.8	1
8	5290.0	1	23	5325.4	1
9	5290.0	1	24	5322.2	1
10	5254.4	1	25	5323.0	1
11	5258.0	1	26	5324.2	1
12	5257.2	1	27	5323.8	1
13	5252.8	1	28	5325.0	1
14	5254.4	1	29	5321.0	1
Detection Percentage (%)			100.0%		

Type 5 Radar Waveform_0

Burst	Number of Pulses	Pulse Width (μ sec)	Chirp Width (MHz)	Pulse 1-to-2 PRI (μ sec)	Pulse 2-to-3 PRI (μ sec)	Start Location Within Interval (msec)
1	2	69.3	18	1475		155.144
2	2	63.3	18	1034		175.757
3	1	52.7	18			68.954
4	1	95.7	18			343.131
5	2	53.3	18	1255		496.629
6	3	69.1	18	1220	1626	468.796
7	2	88	18	1903		327.283
8	2	55.6	18	1797		135.52
9	1	99.8	18			787.307
10	2	75.5	18	1730		314.534
11	2	96.2	18	1172		781.761
12	2	82.8	18	1885		747.629
13	2	67.7	18	1448		189.586
14	3	80.1	18	1213	1024	495.443

Type 5 Radar Waveform_1

Burst	Number of Pulses	Pulse Width (μ sec)	Chirp Width (MHz)	Pulse 1-to-2 PRI (μ sec)	Pulse 2-to-3 PRI (μ sec)	Start Location Within Interval (msec)
1	2	57.7	14	1918		195.574
2	2	61.6	14	1530		133.334
3	1	54.7	14			575.872
4	3	60.6	14	1514	1490	516.313
5	2	90.3	14	1441		384.574
6	1	68.2	14			509.155
7	3	71.7	14	1553	1383	199.606
8	2	86.2	14	1884		196.797
9	2	56.8	14	1268		397.408
10	2	56.6	14	1762		173.959
11	2	98.5	14	1195		593.411
12	3	82.8	14	1578	1275	372.412
13	1	61.7	14			244.253
14	3	93.8	14	1785	1969	347.314
15	1	94.9	14			257.345
16	3	96.9	14	1633	1214	99.946
17	2	89.6	14	1893		527.737
18	2	84.5	14	1451		401.758
19	2	65.2	14	1198		117.279

Type 5 Radar Waveform_2

Burst	Number of Pulses	Pulse Width (μ sec)	Chirp Width (MHz)	Pulse 1-to-2 PRI (μ sec)	Pulse 2-to-3 PRI (μ sec)	Start Location Within Interval (msec)
1	2	99.1	17	1840		304.233
2	3	53.9	17	1973	1809	537.493
3	3	53.9	17	1936	1675	468.287
4	3	72.5	17	1258	1313	255.61
5	2	64.1	17	1589		292.793
6	2	66.4	17	1425		240.217
7	3	65.3	17	1804	1500	93.37
8	3	69.9	17	1119	1020	440.953
9	2	88	17	1460		388.467
10	2	96	17	1536		45.34
11	2	70.2	17	1277		246.633
12	2	96.8	17	1217		62.107
13	2	83.7	17	1795		194.58
14	2	88.3	17	1065		227.173
15	1	51.3	17			511.537
16	3	69.6	17	1216	1445	605.6
17	2	86.7	17	1559		290.433
18	2	64	17	1869		482.067

Type 5 Radar Waveform_3

Burst	Number of Pulses	Pulse Width (μ sec)	Chirp Width (MHz)	Pulse 1-to-2 PRI (μ sec)	Pulse 2-to-3 PRI (μ sec)	Start Location Within Interval (msec)
1	1	63.4	16			470.5
2	2	59.3	16	1461		545.19
3	1	63.9	16			175.17
4	3	75.8	16	1609	1266	432.86
5	2	75.4	16	1861		566.6
6	1	99.6	16			184.54
7	2	94.6	16	1892		438.42
8	3	63.1	16	1935	1321	368.55
9	3	74.1	16	1695	1264	211.71
10	1	71.8	16			64.73
11	2	67.5	16	1858		68.47
12	3	70.1	16	1883	1133	545.11
13	2	61.8	16	1013		312.37
14	1	94.7	16			525.93
15	1	93.6	16			36.08
16	3	51.9	16	1161	1879	547.82
17	1	95.9	16			20.14
18	2	57.7	16	1113		292.2
19	2	77.3	16	1061		97.9
20	2	83	16	1171		284.6

Type 5 Radar Waveform_4

Burst	Number of Pulses	Pulse Width (μ sec)	Chirp Width (MHz)	Pulse 1-to-2 PRI (μ sec)	Pulse 2-to-3 PRI (μ sec)	Start Location Within Interval (msec)
1	3	73.6	7	1966	1733	341.525
2	1	82.3	7			847.403
3	2	80.2	7	1592		270.236
4	2	63.8	7	1632		476.279
5	3	87.4	7	1603	1876	69.732
6	3	96.6	7	1697	1557	317.855
7	2	59.9	7	1666		636.078
8	2	90	7	1857		315.912
9	2	71.2	7	1140		21.185
10	2	62.4	7	1193		45.828
11	2	51	7	1850		869.831
12	2	88.9	7	1018		57.354
13	1	67.8	7			726.677

Type 5 Radar Waveform_5

Burst	Number of Pulses	Pulse Width (μ sec)	Chirp Width (MHz)	Pulse 1-to-2 PRI (μ sec)	Pulse 2-to-3 PRI (μ sec)	Start Location Within Interval (msec)
1	2	53.8	18	1670		264.081
2	3	50.5	18	1133	1584	222.994
3	3	63.2	18	1643	1062	234.247
4	1	75.3	18			644.93
5	2	81.8	18	1799		37.843
6	2	68.7	18	1515		46.407
7	2	68.5	18	1573		135.27
8	3	69.4	18	1187	1850	646.673
9	3	71.3	18	1496	1161	63.007
10	1	90.7	18			645.43
11	1	59.5	18			577.713
12	2	76.7	18	1023		157.057
13	3	61.8	18	1847	1297	286.92
14	1	62.3	18			483.183
15	2	57.3	18	1405		638.967
16	2	66.3	18	1019		523.3
17	2	70.5	18	1594		469.733
18	2	83.8	18	1411		515.567

Type 5 Radar Waveform_6

Burst	Number of Pulses	Pulse Width (μ sec)	Chirp Width (MHz)	Pulse 1-to-2 PRI (μ sec)	Pulse 2-to-3 PRI (μ sec)	Start Location Within Interval (msec)
1	2	90.6	11	1365		613.094
2	2	86.4	11	1131		758.337
3	2	51.2	11	1724		402.884
4	2	74.5	11	1086		721.451
5	2	55.5	11	1317		396.289
6	2	89.6	11	1715		300.086
7	3	80.1	11	1151	1228	508.283
8	2	53.1	11	1787		329.43
9	3	81.2	11	1637	1976	571.227
10	1	95.4	11			802.774
11	1	52	11			788.351
12	1	81.7	11			733.629
13	1	54	11			19.586
14	3	86.1	11	1643	1759	788.143

Type 5 Radar Waveform_7

Burst	Number of Pulses	Pulse Width (μ sec)	Chirp Width (MHz)	Pulse 1-to-2 Spacing (μ sec)	Pulse 2-to-3 PRI (μ sec)	Start Location Within Interval (msec)
1	3	90.8	10	1060	1912	442.943
2	3	89	10	1205	1537	315.507
3	2	60.2	10	1850		647.774
4	2	76.5	10	1426		596.931
5	3	65.1	10	1518	1063	644.419
6	3	84.7	10	1962	1336	301.956
7	1	60.2	10			476.753
8	1	74.2	10			699.01
9	2	96.4	10	1311		93.017
10	2	75.2	10	1041		32.264
11	3	71.7	10	1810	1431	312.411
12	2	54.6	10	1057		704.929
13	1	72.1	10			804.986
14	1	87.1	10			337.943

Type 5 Radar Waveform_8

Burst	Number of Pulses	Pulse Width (μ sec)	Chirp Width (MHz)	Pulse 1-to-2 PRI (μ sec)	Pulse 2-to-3 PRI (μ sec)	Start Location Within Interval (msec)
1	3	99.8	5	1404	1554	469.283
2	3	66.3	5	1770	1785	309.382
3	2	58.6	5	1498		318.892
4	1	64.6	5			331.623
5	1	97	5			186.744
6	2	82	5	1883		564.485
7	3	60	5	1901	1269	221.286
8	2	96.8	5	1574		152.177
9	3	91.5	5	1225	1310	225.018
10	2	66.6	5	1128		546.229
11	1	96.2	5			198.291
12	2	94.6	5	1684		38.022
13	3	98.9	5	1308	1474	614.163
14	2	93.7	5	1374		562.914
15	3	93.1	5	1252	1533	461.435
16	2	78.6	5	1185		242.006
17	1	94.1	5			398.537
18	2	66.3	5	1304		329.958
19	3	63.5	5	1708	1266	573.479

Type 5 Radar Waveform_9

Burst	Number of Pulses	Pulse Width (μ sec)	Chirp Width (MHz)	Pulse 1-to-2 PRI (μ sec)	Pulse 2-to-3 PRI (μ sec)	Start Location Within Interval (msec)
1	2	86	11	1550		681.016
2	1	62.7	11			1021.051
3	3	59	11	1918	1038	825.252
4	2	65.6	11	1893		610.863
5	3	60.4	11	1397	1706	613.574
6	2	94.4	11	1157		222.475
7	2	65.2	11	1773		76.345
8	2	76.3	11	1009		270.066
9	1	90.6	11			98.027
10	2	89.3	11	1455		163.488
11	3	61	11	1884	1928	155.809

Type 5 Radar Waveform_10

Burst	Number of Pulses	Pulse Width (μ sec)	Chirp Width (MHz)	Pulse 1-to-2 PRI (μ sec)	Pulse 2-to-3 PRI (μ sec)	Start Location Within Interval (msec)
1	2	70.6	11	1720		1164.93
2	1	64.2	11			487.107
3	2	90.2	11	1687		1167.963
4	2	81.9	11	1438		577.48
5	2	53.8	11	1266		907.137
6	2	79	11	1849		1087.163
7	2	93.5	11	1990		152.36
8	2	68.8	11	1534		1277.867
9	2	99.6	11	1925		1292.733

Type 5 Radar Waveform_11

Burst	Number of Pulses	Pulse Width (μ sec)	Chirp Width (MHz)	Pulse 1-to-2 PRI (μ sec)	Pulse 2-to-3 PRI (μ sec)	Start Location Within Interval (msec)
1	3	50.8	20	1247	1158	201.518
2	1	78.6	20			11.94
3	2	82.1	20	1366		87.52
4	2	95	20	1369		271.99
5	2	97	20	1247		382.89
6	2	99	20	1929		506.36
7	1	80.8	20			695.16
8	2	86.5	20	1541		427.43
9	2	84.7	20	1517		646.76
10	1	95.8	20			783.1
11	3	59.5	20	1942	1484	680.11
12	3	60.9	20	1202	1361	772.95
13	3	57.6	20	1246	1912	460.1
14	1	91.8	20			331.5
15	3	64.3	20	1580	1236	421.7

Type 5 Radar Waveform_12

Burst	Number of Pulses	Pulse Width (μ sec)	Chirp Width (MHz)	Pulse 1-to-2 PRI (μ sec)	Pulse 2-to-3 PRI (μ sec)	Start Location Within Interval (msec)
1	1	52.6	18			706.143
2	3	64.1	18	1494	1580	207.338
3	3	71.6	18	1709	1827	685.66
4	2	86.6	18	1690		126.96
5	3	95.9	18	1619	1344	353.12
6	3	56.1	18	1286	1994	220.65
7	3	91.7	18	1555	1130	709.17
8	1	77.1	18			268.36
9	3	56.7	18	1290	1840	609.4
10	1	79.2	18			590.69
11	3	66.7	18	1666	1277	711.47
12	1	84.1	18			153.27
13	2	65.7	18	1522		593.19
14	1	87.9	18			384.9
15	2	96.1	18	1526		538.9
16	3	71.3	18	1366	1834	74.9

Type 5 Radar Waveform_13

Burst	Number of Pulses	Pulse Width (μ sec)	Chirp Width (MHz)	Pulse 1-to-2 PRI (μ sec)	Pulse 2-to-3 PRI (μ sec)	Start Location Within Interval (msec)
1	1	67.4	7			1054.11
2	2	65.3	7	1232		884.481
3	3	83	7	1397	1536	294.102
4	2	73.6	7	1147		959.413
5	1	91.3	7			528.754
6	3	93.6	7	1849	1013	219.265
7	1	70.2	7			373.245
8	3	69.4	7	1007	1831	341.186
9	2	64.2	7	1584		40.157
10	2	63.7	7	1564		302.618
11	3	68.1	7	1220	1617	389.609

Type 5 Radar Waveform_14

Burst	Number of Pulses	Pulse Width (μ sec)	Chirp Width (MHz)	Pulse 1-to-2 PRI (μ sec)	Pulse 2-to-3 PRI (μ sec)	Start Location Within Interval (msec)
1	2	80.2	11	1726		64.077
2	2	75.8	11	1096		1312.76
3	2	91.4	11	1034		730.69
4	1	53.3	11			956.9
5	1	85.1	11			987.99
6	1	63	11			543.15
7	2	59.6	11	1258		184.39
8	2	94.8	11	1744		1282.8

Type 5 Radar Waveform_15

Burst	Number of Pulses	Pulse Width (μ sec)	Chirp Width (MHz)	Pulse 1-to-2 PRI (μ sec)	Pulse 2-to-3 PRI (μ sec)	Start Location Within Interval (msec)
1	2	66.6	15	1304		324.858
2	2	94.6	15	1305		267.355
3	3	71.1	15	1670	1941	230.675
4	1	68.5	15			115.823
5	2	67.5	15	1169		229.871
6	2	70	15	1341		320.298
7	2	75	15	1243		509.996
8	2	93.4	15	1336		302.494
9	1	79	15			480.581
10	2	90.5	15	1797		554.769
11	2	76.3	15	1171		489.616
12	2	95.3	15	1852		317.094
13	2	70	15	1840		41.502
14	1	92.1	15			340.439
15	3	73.8	15	1450	1116	634.047
16	2	67.5	15	1191		102.865
17	3	98.4	15	1595	1778	30.182

Type 5 Radar Waveform_16

Burst	Number of Pulses	Pulse Width (μ sec)	Chirp Width (MHz)	Pulse 1-to-2 PRI (μ sec)	Pulse 2-to-3 PRI (μ sec)	Start Location Within Interval (msec)
1	3	64.6	16	1078	1040	861.273
2	1	65.2	16			493.903
3	2	72.8	16	1072		761.666
4	2	91.2	16	1007		677.459
5	1	87.4	16			485.062
6	2	57	16	1814		517.085
7	2	74.9	16	1564		266.628
8	1	59.3	16			786.652
9	2	66.6	16	1361		531.045
10	2	86.2	16	1596		845.478
11	3	53.9	16	1828	1013	882.131
12	3	72.4	16	1600	1575	608.854
13	1	66	16			681.177

Type 5 Radar Waveform_17

Burst	Number of Pulses	Pulse Width (μ sec)	Chirp Width (MHz)	Pulse 1-to-2 PRI (μ sec)	Pulse 2-to-3 PRI (μ sec)	Start Location Within Interval (msec)
1	1	63.5	19			294.836
2	2	73.8	19	1644		121.855
3	2	99.4	19	1191		208.864
4	2	73.6	19	1738		102.181
5	3	52.9	19	1641	1341	659.619
6	2	99.2	19	1580		693.366
7	1	79.6	19			504.943
8	2	99.2	19	1025		193.36
9	2	94.4	19	1743		380.917
10	2	73.9	19	1565		113.314
11	2	75.4	19	1452		2.871
12	1	64.9	19			614.029
13	3	91.5	19	1704	1613	218.086
14	3	77.9	19	1245	1582	179.443

Type 5 Radar Waveform_18

Burst	Number of Pulses	Pulse Width (μ sec)	Chirp Width (MHz)	Pulse 1-to-2 PRI (μ sec)	Pulse 2-to-3 PRI (μ sec)	Start Location Within Interval (msec)
1	2	73.4	15	1861		156.208
2	2	89.7	15	1646		396.465
3	1	80.5	15			230.52
4	1	68.6	15			108.44
5	2	81.7	15	1649		201.15
6	2	56	15	1064		51.13
7	1	60.2	15			372.47
8	3	99.9	15	1079	1672	89.65
9	2	71.4	15	1530		530.15
10	2	93	15	1945		334.03
11	3	85.1	15	1476	1602	506.64
12	2	91.2	15	1563		208.39
13	2	72.5	15	1100		117.99
14	2	94.8	15	1399		45.1
15	2	62.8	15	1557		457.33
16	3	68.1	15	1816	1982	222.18
17	1	65.6	15			538.9
18	2	56	15	1472		282.8
19	2	92.6	15	1775		498.3
20	3	95.8	15	1791	1552	230.3

Type 5 Radar Waveform_19

Burst	Number of Pulses	Pulse Width (μ sec)	Chirp Width (MHz)	Pulse 1-to-2 PRI (μ sec)	Pulse 2-to-3 PRI (μ sec)	Start Location Within Interval (msec)
1	3	88.3	20	1871	1060	12.298
2	3	75.1	20	1817	1307	289.426
3	2	58.8	20	1148		611.907
4	2	76.2	20	1346		352.25
5	1	76.3	20			647.983
6	1	93	20			131.867
7	3	79.7	20	1497	1554	388.51
8	2	65.2	20	1021		546.253
9	1	81.8	20			350.717
10	3	60.3	20	1164	1109	521.44
11	2	94.3	20	1451		296.543
12	2	67.9	20	1427		2.887
13	2	79.1	20	1314		136.02
14	1	63.6	20			519.693
15	3	85.2	20	1441	1908	197.727
16	1	61.2	20			257
17	1	78.2	20			633.333
18	1	61.8	20			28.267

Type 5 Radar Waveform_20

Burst	Number of Pulses	Pulse Width (μ sec)	Chirp Width (MHz)	Pulse 1-to-2 PRI (μ sec)	Pulse 2-to-3 PRI (μ sec)	Start Location Within Interval (msec)
1	2	76.4	15	1101		440.45
2	3	93.6	15	1455	1723	309.513
3	3	92.9	15	1251	1091	78.246
4	2	66	15	1988		8.869
5	2	96.5	15	1262		663.582
6	1	91.7	15			891.845
7	2	93	15	1486		234.428
8	3	58.7	15	1924	1189	495.542
9	3	76.1	15	1878	1616	472.075
10	3	55.1	15	1282	1409	464.718
11	2	96.9	15	1316		547.031
12	2	62.5	15	1374		690.154
13	2	50.5	15	1533		21.677

Type 5 Radar Waveform_21

Burst	Number of Pulses	Pulse Width (μ sec)	Chirp Width (MHz)	Pulse 1-to-2 PRI (μ sec)	Pulse 2-to-3 PRI (μ sec)	Start Location Within Interval (msec)
1	3	80.8	12	1737	1808	1145.64
2	1	93.3	12			334.24
3	2	74.4	12	1635		1092.77
4	2	70.1	12	1710		639.8
5	2	98.2	12	1934		342.13
6	1	75.9	12			446.6
7	2	68.1	12	1571		0.72
8	2	51.6	12	1688		1182.27
9	2	79.3	12	1510		169.18
10	3	64.8	12	1821	1304	1127.9

Type 5 Radar Waveform_22

Burst	Number of Pulses	Pulse Width (μ sec)	Chirp Width (MHz)	Pulse 1-to-2 PRI (μ sec)	Pulse 2-to-3 PRI (μ sec)	Start Location Within Interval (msec)
1	2	86.7	18	1819		611.929
2	2	95.2	18	1785		659.387
3	2	87.3	18	1433		482.984
4	3	58.3	18	1253	1480	461.881
5	1	71.3	18			161.389
6	2	89	18	1217		597.666
7	3	95.7	18	1741	1808	636.153
8	2	60.3	18	1283		22.17
9	3	93.1	18	1420	1915	61.597
10	3	93.2	18	1612	1974	369.884
11	1	73.6	18			765.411
12	3	62.7	18	1777	1592	492.179
13	2	98.9	18	1083		452.586
14	2	57.7	18	1157		358.443

Type 5 Radar Waveform_23

Burst	Number of Pulses	Pulse Width (μ sec)	Chirp Width (MHz)	Pulse 1-to-2 PRI (μ sec)	Pulse 2-to-3 PRI (μ sec)	Start Location Within Interval (msec)
1	1	68.7	9			687.118
2	3	80.2	9	1587	1383	662.227
3	2	74.8	9	1134		410.264
4	1	68.1	9			496.481
5	2	90.7	9	1233		794.609
6	2	91.4	9	1921		271.966
7	2	97.1	9	1971		134.283
8	2	58.3	9	1476		718.42
9	3	64.3	9	1073	1294	758.287
10	2	99.2	9	1085		256.254
11	1	85.7	9			827.031
12	2	78.4	9	1615		108.649
13	1	57.1	9			284.886
14	2	92.8	9	1348		284.343

Type 5 Radar Waveform_24

Burst	Number of Pulses	Pulse Width (μ sec)	Chirp Width (MHz)	Pulse 1-to-2 PRI (μ sec)	Pulse 2-to-3 PRI (μ sec)	Start Location Within Interval (msec)
1	2	73.8	17	1044		140.652
2	3	90.9	17	1252	1232	668.49
3	1	85.7	17			205.98
4	3	92.8	17	1520	1592	53.02
5	2	89.3	17	1932		293.36
6	2	81.3	17	1500		409.59
7	1	78.9	17			507.28
8	3	90.7	17	1514	1496	378.49
9	3	64.7	17	1863	1719	696.56
10	1	50.4	17			146.74
11	1	83.6	17			143.91
12	3	70.5	17	1062	1579	492.5
13	2	65.5	17	1397		613.26
14	1	77	17			35.02
15	3	83.8	17	1693	1231	5.7
16	1	82.6	17			565.6

Type 5 Radar Waveform_25

Burst	Number of Pulses	Pulse Width (μ sec)	Chirp Width (MHz)	Pulse 1-to-2 PRI (μ sec)	Pulse 2-to-3 PRI (μ sec)	Start Location Within Interval (msec)
1	2	70.3	15	1103		182.473
2	2	94.9	15	1616		776.88
3	1	65.2	15			497.23
4	2	77.2	15	1772		656.32
5	2	61.7	15	1076		761.8
6	2	91.3	15	1703		756.93
7	3	65	15	1314	1596	314.67
8	3	67.8	15	1977	1190	608.09
9	2	94.4	15	1851		780.02
10	3	71.3	15	1631	1060	686.92
11	3	53.8	15	1666	1206	263.57
12	2	79.7	15	1686		628.24
13	1	82.4	15			749.3
14	1	87	15			575.1
15	2	65.1	15	1920		353.3

Type 5 Radar Waveform_26

Burst	Number of Pulses	Pulse Width (μ sec)	Chirp Width (MHz)	Pulse 1-to-2 PRI (μ sec)	Pulse 2-to-3 PRI (μ sec)	Start Location Within Interval (msec)
1	2	63.5	12	1589		797.577
2	2	95.8	12	1122		1193.54
3	1	83.6	12			621.51
4	1	66.1	12			715.55
5	2	71.9	12	1603		259.32
6	2	57.9	12	1523		359.22
7	3	50.1	12	1214	1735	1162.4
8	1	59.6	12			1318.5

Type 5 Radar Waveform_27

Burst	Number of Pulses	Pulse Width (μ sec)	Chirp Width (MHz)	Pulse 1-to-2 PRI (μ sec)	Pulse 2-to-3 PRI (μ sec)	Start Location Within Interval (msec)
1	1	75.3	13			84.627
2	3	72.3	13	1169	1288	309.446
3	2	88.6	13	1209		521.332
4	1	72.9	13			162.643
5	2	93.7	13	1365		153.124
6	1	67.6	13			93.715
7	2	95.2	13	1335		302.456
8	2	82.4	13	1626		142.227
9	3	69.3	13	1194	1319	153.248
10	2	81.1	13	1393		418.529
11	2	76.6	13	1574		471.581
12	2	77.1	13	1897		526.442
13	3	54.1	13	1343	1312	422.463
14	2	87.4	13	1434		245.354
15	2	94	13	1545		30.685
16	1	67	13			617.716
17	2	60.4	13	1584		555.537
18	2	95.5	13	1814		520.458
19	2	72.5	13	1798		134.479

Type 5 Radar Waveform_28

Burst	Number of Pulses	Pulse Width (μ sec)	Chirp Width (MHz)	Pulse 1-to-2 PRI (μ sec)	Pulse 2-to-3 PRI (μ sec)	Start Location Within Interval (msec)
1	3	75.4	10	1799	1118	439.53
2	2	95.7	10	1005		232.72
3	2	99.9	10	1327		831.37
4	2	66.1	10	1646		485.77
5	3	89.6	10	1156	1685	195.99
6	2	96.2	10	1150		1063.74
7	3	96.1	10	1974	1853	831.43
8	1	79.8	10			379.96
9	2	88.8	10	1931		602.9
10	2	73.5	10	1069		761

Type 5 Radar Waveform_29

Burst	Number of Pulses	Pulse Width (μ sec)	Chirp Width (MHz)	Pulse 1-to-2 PRI (μ sec)	Pulse 2-to-3 PRI (μ sec)	Start Location Within Interval (msec)
1	2	93.3	20	1495		966.277
2	2	63.6	20	1306		1072.877
3	2	53.1	20	1629		170.463
4	2	89.6	20	1918		763.95
5	3	96.2	20	1772	1595	103.407
6	2	68.9	20	1088		678.423
7	2	94.4	20	1257		905.63
8	2	83.4	20	1599		835.867
9	3	55.8	20	1985	1500	160.933

Radar Type 6 - Radar Statistical Performance			
Trail #	1=Detection 0=No Detection	Trail #	1=Detection 0=No Detection
0	1	16	1
1	1	17	1
2	1	18	1
3	1	19	1
4	1	20	1
5	1	21	1
6	1	22	1
7	1	23	1
8	1	24	1
9	1	25	1
10	1	26	1
11	1	27	1
12	1	28	1
13	1	29	1
14	1	30	1
Detection Percentage (%)		100.0%	

Type 6 Radar Waveform_0

Burst	Carrier (GHz)	Hop (GHz)	DUT BW (MHz)	Within RX
4	5.29	5.25	80	*
17	5.29	5.307	80	*
20	5.29	5.312	80	*
23	5.29	5.309	80	*
24	5.29	5.271	80	*
29	5.29	5.317	80	*
32	5.29	5.299	80	*
35	5.29	5.254	80	*
40	5.29	5.255	80	*
50	5.29	5.319	80	*
52	5.29	5.269	80	*
60	5.29	5.278	80	*
67	5.29	5.297	80	*
70	5.29	5.301	80	*
72	5.29	5.264	80	*
84	5.29	5.268	80	*
86	5.29	5.295	80	*
87	5.29	5.279	80	*
88	5.29	5.294	80	*
91	5.29	5.276	80	*
99	5.29	5.31	80	*
100	5.29	5.314	80	*

Type 6 Radar Waveform_1

Burst	Carrier (GHz)	Hop (GHz)	DUT BW (MHz)	Within RX
4	5.29	5.296	80	*
8	5.29	5.29	80	*
9	5.29	5.292	80	*
25	5.29	5.302	80	*
44	5.29	5.269	80	*
60	5.29	5.313	80	*
69	5.29	5.303	80	*
74	5.29	5.254	80	*
75	5.29	5.278	80	*
76	5.29	5.28	80	*
91	5.29	5.315	80	*

Type 6 Radar Waveform_2					
Burst	Carrier (GHz)	Hop (GHz)	DUT BW (MHz)	Within RX	
3	5.29	5.317	80	*	
7	5.29	5.254	80	*	
12	5.29	5.258	80	*	
15	5.29	5.326	80	*	
24	5.29	5.26	80	*	
25	5.29	5.321	80	*	
41	5.29	5.29	80	*	
42	5.29	5.257	80	*	
47	5.29	5.283	80	*	
52	5.29	5.299	80	*	
62	5.29	5.308	80	*	
75	5.29	5.314	80	*	
80	5.29	5.318	80	*	
88	5.29	5.252	80	*	
97	5.29	5.32	80	*	
98	5.29	5.312	80	*	
Type 6 Radar Waveform_3					
Burst	Carrier (GHz)	Hop (GHz)	DUT BW (MHz)	Within RX	
3	5.29	5.321	80	*	
10	5.29	5.319	80	*	
11	5.29	5.29	80	*	
18	5.29	5.275	80	*	
19	5.29	5.3	80	*	
20	5.29	5.306	80	*	
27	5.29	5.293	80	*	
31	5.29	5.261	80	*	
36	5.29	5.267	80	*	
37	5.29	5.314	80	*	
39	5.29	5.269	80	*	
48	5.29	5.296	80	*	
61	5.29	5.313	80	*	
66	5.29	5.308	80	*	
67	5.29	5.327	80	*	
75	5.29	5.281	80	*	
79	5.29	5.32	80	*	
81	5.29	5.253	80	*	
82	5.29	5.323	80	*	
95	5.29	5.28	80	*	
99	5.29	5.315	80	*	

Type 6 Radar Waveform_4

Burst	Carrier (GHz)	Hop (GHz)	DUT BW (MHz)	Within RX
8	5.29	5.326	80	*
9	5.29	5.316	80	*
13	5.29	5.256	80	*
25	5.29	5.295	80	*
35	5.29	5.299	80	*
37	5.29	5.26	80	*
45	5.29	5.318	80	*
46	5.29	5.258	80	*
53	5.29	5.304	80	*
57	5.29	5.305	80	*
60	5.29	5.327	80	*
63	5.29	5.264	80	*
81	5.29	5.272	80	*
87	5.29	5.276	80	*
90	5.29	5.297	80	*

Type 6 Radar Waveform_5

Burst	Carrier (GHz)	Hop (GHz)	DUT BW (MHz)	Within RX
7	5.29	5.295	80	*
16	5.29	5.285	80	*
34	5.29	5.312	80	*
52	5.29	5.273	80	*
55	5.29	5.27	80	*
56	5.29	5.257	80	*
59	5.29	5.255	80	*
66	5.29	5.25	80	*
68	5.29	5.286	80	*
71	5.29	5.317	80	*
91	5.29	5.304	80	*

Type 6 Radar Waveform_6

Burst	Carrier (GHz)	Hop (GHz)	DUT BW (MHz)	Within RX
11	5.29	5.258	80	*
18	5.29	5.251	80	*
21	5.29	5.257	80	*
23	5.29	5.307	80	*
31	5.29	5.262	80	*
34	5.29	5.253	80	*
35	5.29	5.292	80	*
45	5.29	5.293	80	*
52	5.29	5.304	80	*
56	5.29	5.288	80	*
59	5.29	5.266	80	*
63	5.29	5.326	80	*
64	5.29	5.311	80	*
68	5.29	5.274	80	*
72	5.29	5.256	80	*
76	5.29	5.252	80	*
77	5.29	5.282	80	*
97	5.29	5.283	80	*

Type 6 Radar Waveform_7

Burst	Carrier (GHz)	Hop (GHz)	DUT BW (MHz)	Within RX
12	5.29	5.265	80	*
27	5.29	5.311	80	*
30	5.29	5.263	80	*
36	5.29	5.268	80	*
40	5.29	5.323	80	*
46	5.29	5.329	80	*
47	5.29	5.328	80	*
61	5.29	5.259	80	*
68	5.29	5.27	80	*
71	5.29	5.281	80	*
73	5.29	5.275	80	*
77	5.29	5.313	80	*
88	5.29	5.315	80	*
89	5.29	5.319	80	*

Type 6 Radar Waveform_8

Burst	Carrier (GHz)	Hop (GHz)	DUT BW (MHz)	Within RX
2	5.29	5.273	80	*
6	5.29	5.304	80	*
8	5.29	5.271	80	*
13	5.29	5.306	80	*
15	5.29	5.305	80	*
17	5.29	5.317	80	*
25	5.29	5.31	80	*
30	5.29	5.252	80	*
31	5.29	5.328	80	*
42	5.29	5.281	80	*
43	5.29	5.29	80	*
44	5.29	5.272	80	*
45	5.29	5.311	80	*
51	5.29	5.287	80	*
75	5.29	5.284	80	*
78	5.29	5.327	80	*
94	5.29	5.312	80	*

Type 6 Radar Waveform_9

Burst	Carrier (GHz)	Hop (GHz)	DUT BW (MHz)	Within RX
5	5.29	5.326	80	*
6	5.29	5.269	80	*
8	5.29	5.271	80	*
9	5.29	5.275	80	*
24	5.29	5.303	80	*
26	5.29	5.327	80	*
44	5.29	5.293	80	*
53	5.29	5.257	80	*
60	5.29	5.274	80	*
63	5.29	5.308	80	*
67	5.29	5.288	80	*
82	5.29	5.258	80	*
88	5.29	5.287	80	*
92	5.29	5.261	80	*
94	5.29	5.282	80	*

Type 6 Radar Waveform_10

Burst	Carrier (GHz)	Hop (GHz)	DUT BW (MHz)	Within RX
4	5.29	5.299	80	*
15	5.29	5.273	80	*
22	5.29	5.302	80	*
25	5.29	5.33	80	*
30	5.29	5.295	80	*
36	5.29	5.253	80	*
43	5.29	5.287	80	*
44	5.29	5.306	80	*
58	5.29	5.267	80	*
64	5.29	5.251	80	*
65	5.29	5.317	80	*
67	5.29	5.329	80	*
69	5.29	5.283	80	*
81	5.29	5.297	80	*
95	5.29	5.294	80	*

Type 6 Radar Waveform_11

Burst	Carrier (GHz)	Hop (GHz)	DUT BW (MHz)	Within RX
11	5.29	5.328	80	*
13	5.29	5.33	80	*
15	5.29	5.324	80	*
23	5.29	5.311	80	*
29	5.29	5.26	80	*
37	5.29	5.274	80	*
38	5.29	5.284	80	*
40	5.29	5.313	80	*
43	5.29	5.279	80	*
52	5.29	5.304	80	*
57	5.29	5.329	80	*
60	5.29	5.321	80	*
61	5.29	5.253	80	*
69	5.29	5.258	80	*
70	5.29	5.27	80	*
72	5.29	5.264	80	*
80	5.29	5.252	80	*
81	5.29	5.276	80	*
88	5.29	5.257	80	*
91	5.29	5.265	80	*
99	5.29	5.272	80	*
100	5.29	5.302	80	*

Type 6 Radar Waveform_12

Burst	Carrier (GHz)	Hop (GHz)	DUT BW (MHz)	Within RX
8	5.29	5.26	80	*
16	5.29	5.33	80	*
17	5.29	5.304	80	*
18	5.29	5.296	80	*
21	5.29	5.308	80	*
28	5.29	5.313	80	*
38	5.29	5.317	80	*
41	5.29	5.272	80	*
47	5.29	5.318	80	*
52	5.29	5.321	80	*
54	5.29	5.314	80	*
63	5.29	5.265	80	*
67	5.29	5.307	80	*
68	5.29	5.298	80	*
75	5.29	5.294	80	*
78	5.29	5.283	80	*
80	5.29	5.262	80	*
81	5.29	5.275	80	*
88	5.29	5.312	80	*
90	5.29	5.255	80	*
94	5.29	5.274	80	*

Type 6 Radar Waveform_13

Burst	Carrier (GHz)	Hop (GHz)	DUT BW (MHz)	Within RX
9	5.29	5.291	80	*
12	5.29	5.301	80	*
14	5.29	5.252	80	*
23	5.29	5.289	80	*
29	5.29	5.325	80	*
30	5.29	5.254	80	*
31	5.29	5.283	80	*
35	5.29	5.311	80	*
38	5.29	5.253	80	*
46	5.29	5.33	80	*
65	5.29	5.298	80	*
67	5.29	5.305	80	*
71	5.29	5.292	80	*
74	5.29	5.261	80	*
75	5.29	5.326	80	*
77	5.29	5.25	80	*
83	5.29	5.281	80	*
97	5.29	5.288	80	*

Type 6 Radar Waveform_14

Burst	Carrier (GHz)	Hop (GHz)	DUT BW (MHz)	Within RX
10	5.29	5.312	80	*
14	5.29	5.301	80	*
19	5.29	5.277	80	*
21	5.29	5.307	80	*
25	5.29	5.252	80	*
26	5.29	5.282	80	*
29	5.29	5.324	80	*
31	5.29	5.266	80	*
41	5.29	5.304	80	*
49	5.29	5.322	80	*
51	5.29	5.291	80	*
54	5.29	5.295	80	*
55	5.29	5.297	80	*
58	5.29	5.289	80	*
63	5.29	5.262	80	*
66	5.29	5.303	80	*
69	5.29	5.283	80	*
79	5.29	5.298	80	*
82	5.29	5.292	80	*
94	5.29	5.264	80	*

Type 6 Radar Waveform_15

Burst	Carrier (GHz)	Hop (GHz)	DUT BW (MHz)	Within RX
5	5.29	5.298	80	*
8	5.29	5.253	80	*
14	5.29	5.3	80	*
16	5.29	5.283	80	*
18	5.29	5.31	80	*
23	5.29	5.324	80	*
26	5.29	5.264	80	*
28	5.29	5.32	80	*
29	5.29	5.28	80	*
32	5.29	5.282	80	*
33	5.29	5.276	80	*
34	5.29	5.326	80	*
41	5.29	5.273	80	*
45	5.29	5.281	80	*
55	5.29	5.285	80	*
57	5.29	5.257	80	*
71	5.29	5.313	80	*
74	5.29	5.256	80	*
85	5.29	5.262	80	*

Type 6 Radar Waveform_16

Burst	Carrier (GHz)	Hop (GHz)	DUT BW (MHz)	Within RX
15	5.29	5.313	80	*
19	5.29	5.314	80	*
25	5.29	5.265	80	*
32	5.29	5.254	80	*
40	5.29	5.319	80	*
49	5.29	5.301	80	*
52	5.29	5.321	80	*
55	5.29	5.316	80	*
61	5.29	5.302	80	*
64	5.29	5.264	80	*
67	5.29	5.322	80	*
69	5.29	5.288	80	*
75	5.29	5.3	80	*
84	5.29	5.282	80	*
85	5.29	5.283	80	*
91	5.29	5.306	80	*
93	5.29	5.262	80	*
94	5.29	5.252	80	*
95	5.29	5.33	80	*
100	5.29	5.28	80	*

Type 6 Radar Waveform_17

Burst	Carrier (GHz)	Hop (GHz)	DUT BW (MHz)	Within RX
7	5.29	5.324	80	*
31	5.29	5.305	80	*
36	5.29	5.261	80	*
43	5.29	5.257	80	*
55	5.29	5.278	80	*
58	5.29	5.267	80	*
60	5.29	5.327	80	*
61	5.29	5.328	80	*
76	5.29	5.284	80	*
79	5.29	5.321	80	*
88	5.29	5.279	80	*
91	5.29	5.259	80	*
96	5.29	5.296	80	*
98	5.29	5.282	80	*
99	5.29	5.253	80	*
100	5.29	5.258	80	*

Type 6 Radar Waveform_18				
Burst	Carrier (GHz)	Hop (GHz)	DUT BW (MHz)	Within RX
3	5.29	5.291	80	*
4	5.29	5.316	80	*
5	5.29	5.282	80	*
7	5.29	5.271	80	*
8	5.29	5.311	80	*
14	5.29	5.262	80	*
17	5.29	5.329	80	*
24	5.29	5.317	80	*
26	5.29	5.274	80	*
33	5.29	5.326	80	*
34	5.29	5.32	80	*
35	5.29	5.272	80	*
44	5.29	5.314	80	*
62	5.29	5.266	80	*
70	5.29	5.322	80	*
73	5.29	5.293	80	*
79	5.29	5.278	80	*
81	5.29	5.26	80	*
83	5.29	5.294	80	*
87	5.29	5.279	80	*
97	5.29	5.286	80	*
98	5.29	5.257	80	*

Type 6 Radar Waveform_19				
Burst	Carrier (GHz)	Hop (GHz)	DUT BW (MHz)	Within RX
4	5.29	5.263	80	*
8	5.29	5.317	80	*
15	5.29	5.257	80	*
39	5.29	5.321	80	*
52	5.29	5.327	80	*
58	5.29	5.278	80	*
65	5.29	5.291	80	*
66	5.29	5.266	80	*
75	5.29	5.295	80	*
76	5.29	5.276	80	*
81	5.29	5.284	80	*
85	5.29	5.251	80	*
90	5.29	5.261	80	*
92	5.29	5.26	80	*
99	5.29	5.311	80	*

Type 6 Radar Waveform_20

Burst	Carrier (GHz)	Hop (GHz)	DUT BW (MHz)	Within RX
2	5.29	5.28	80	*
3	5.29	5.268	80	*
13	5.29	5.301	80	*
36	5.29	5.324	80	*
37	5.29	5.322	80	*
40	5.29	5.253	80	*
41	5.29	5.306	80	*
50	5.29	5.282	80	*
59	5.29	5.33	80	*
60	5.29	5.29	80	*
65	5.29	5.256	80	*
73	5.29	5.308	80	*
93	5.29	5.327	80	*
97	5.29	5.257	80	*

Type 6 Radar Waveform_21

Burst	Carrier (GHz)	Hop (GHz)	DUT BW (MHz)	Within RX
1	5.29	5.321	80	*
7	5.29	5.31	80	*
10	5.29	5.325	80	*
27	5.29	5.277	80	*
32	5.29	5.304	80	*
37	5.29	5.291	80	*
38	5.29	5.306	80	*
45	5.29	5.323	80	*
47	5.29	5.257	80	*
54	5.29	5.292	80	*
55	5.29	5.281	80	*
56	5.29	5.307	80	*
65	5.29	5.274	80	*
71	5.29	5.289	80	*
88	5.29	5.293	80	*
89	5.29	5.276	80	*
97	5.29	5.29	80	*
99	5.29	5.255	80	*
100	5.29	5.251	80	*

Type 6 Radar Waveform_22

Burst	Carrier (GHz)	Hop (GHz)	DUT BW (MHz)	Within RX
5	5.29	5.321	80	*
8	5.29	5.251	80	*
13	5.29	5.291	80	*
56	5.29	5.306	80	*
62	5.29	5.258	80	*
63	5.29	5.305	80	*
70	5.29	5.33	80	*
72	5.29	5.326	80	*
82	5.29	5.269	80	*
88	5.29	5.253	80	*
97	5.29	5.314	80	*

Type 6 Radar Waveform_23

Burst	Carrier (GHz)	Hop (GHz)	DUT BW (MHz)	Within RX
2	5.29	5.265	80	*
9	5.29	5.319	80	*
20	5.29	5.284	80	*
21	5.29	5.279	80	*
29	5.29	5.259	80	*
33	5.29	5.291	80	*
34	5.29	5.252	80	*
36	5.29	5.28	80	*
50	5.29	5.261	80	*
51	5.29	5.287	80	*
53	5.29	5.264	80	*
61	5.29	5.27	80	*
62	5.29	5.277	80	*
64	5.29	5.307	80	*
69	5.29	5.293	80	*
71	5.29	5.282	80	*
75	5.29	5.309	80	*
84	5.29	5.258	80	*
92	5.29	5.283	80	*

Type 6 Radar Waveform_24

Burst	Carrier (GHz)	Hop (GHz)	DUT BW (MHz)	Within RX
4	5.29	5.303	80	*
13	5.29	5.298	80	*
14	5.29	5.282	80	*
16	5.29	5.306	80	*
17	5.29	5.263	80	*
19	5.29	5.269	80	*
28	5.29	5.305	80	*
29	5.29	5.258	80	*
31	5.29	5.312	80	*
33	5.29	5.299	80	*
38	5.29	5.286	80	*
43	5.29	5.322	80	*
47	5.29	5.311	80	*
56	5.29	5.317	80	*
58	5.29	5.323	80	*
64	5.29	5.302	80	*
66	5.29	5.268	80	*
68	5.29	5.33	80	*
71	5.29	5.284	80	*
82	5.29	5.308	80	*
83	5.29	5.254	80	*
85	5.29	5.273	80	*
89	5.29	5.321	80	*
90	5.29	5.256	80	*
91	5.29	5.252	80	*
97	5.29	5.318	80	*

Type 6 Radar Waveform_25

Burst	Carrier (GHz)	Hop (GHz)	DUT BW (MHz)	Within RX
2	5.29	5.318	80	*
5	5.29	5.279	80	*
6	5.29	5.297	80	*
8	5.29	5.272	80	*
9	5.29	5.308	80	*
29	5.29	5.254	80	*
31	5.29	5.255	80	*
33	5.29	5.325	80	*
40	5.29	5.321	80	*
41	5.29	5.315	80	*
45	5.29	5.261	80	*
59	5.29	5.306	80	*
63	5.29	5.296	80	*
89	5.29	5.304	80	*
94	5.29	5.268	80	*

Type 6 Radar Waveform_26					
	Burst	Carrier (GHz)	Hop (GHz)	DUT BW (MHz)	Within RX
	8	5.29	5.276	80	*
	26	5.29	5.317	80	*
	46	5.29	5.297	80	*
	60	5.29	5.289	80	*
	63	5.29	5.257	80	*
	72	5.29	5.301	80	*
	73	5.29	5.272	80	*
	86	5.29	5.323	80	*
	87	5.29	5.319	80	*
	91	5.29	5.291	80	*
	92	5.29	5.309	80	*
Type 6 Radar Waveform_27					
	Burst	Carrier (GHz)	Hop (GHz)	DUT BW (MHz)	Within RX
	5	5.29	5.283	80	*
	11	5.29	5.251	80	*
	15	5.29	5.255	80	*
	16	5.29	5.298	80	*
	24	5.29	5.325	80	*
	26	5.29	5.275	80	*
	32	5.29	5.307	80	*
	33	5.29	5.254	80	*
	64	5.29	5.327	80	*
	66	5.29	5.308	80	*
	69	5.29	5.321	80	*
	70	5.29	5.253	80	*
	71	5.29	5.257	80	*
	73	5.29	5.326	80	*
	75	5.29	5.256	80	*
	76	5.29	5.315	80	*
	78	5.29	5.328	80	*
	80	5.29	5.302	80	*
	96	5.29	5.329	80	*
	99	5.29	5.313	80	*

Type 6 Radar Waveform_28

Burst	Carrier (GHz)	Hop (GHz)	DUT BW (MHz)	Within RX
9	5.29	5.295	80	*
14	5.29	5.328	80	*
17	5.29	5.26	80	*
20	5.29	5.273	80	*
34	5.29	5.279	80	*
40	5.29	5.254	80	*
43	5.29	5.297	80	*
51	5.29	5.312	80	*
59	5.29	5.304	80	*
62	5.29	5.306	80	*
66	5.29	5.272	80	*
82	5.29	5.327	80	*
86	5.29	5.329	80	*
100	5.29	5.294	80	*

Type 6 Radar Waveform_29

Burst	Carrier (GHz)	Hop (GHz)	DUT BW (MHz)	Within RX
12	5.29	5.26	80	*
32	5.29	5.294	80	*
38	5.29	5.286	80	*
40	5.29	5.302	80	*
50	5.29	5.272	80	*
54	5.29	5.325	80	*
57	5.29	5.274	80	*
59	5.29	5.326	80	*
61	5.29	5.311	80	*
64	5.29	5.273	80	*
66	5.29	5.31	80	*
68	5.29	5.28	80	*
84	5.29	5.317	80	*
90	5.29	5.3	80	*
98	5.29	5.283	80	*
99	5.29	5.323	80	*

Appendix B – Test Setup Photograph

Refer to “2203RSU065-UT” file.

Appendix C – EUT Photograph

Refer to “2203RSU065-UE” file.

————— The End —————