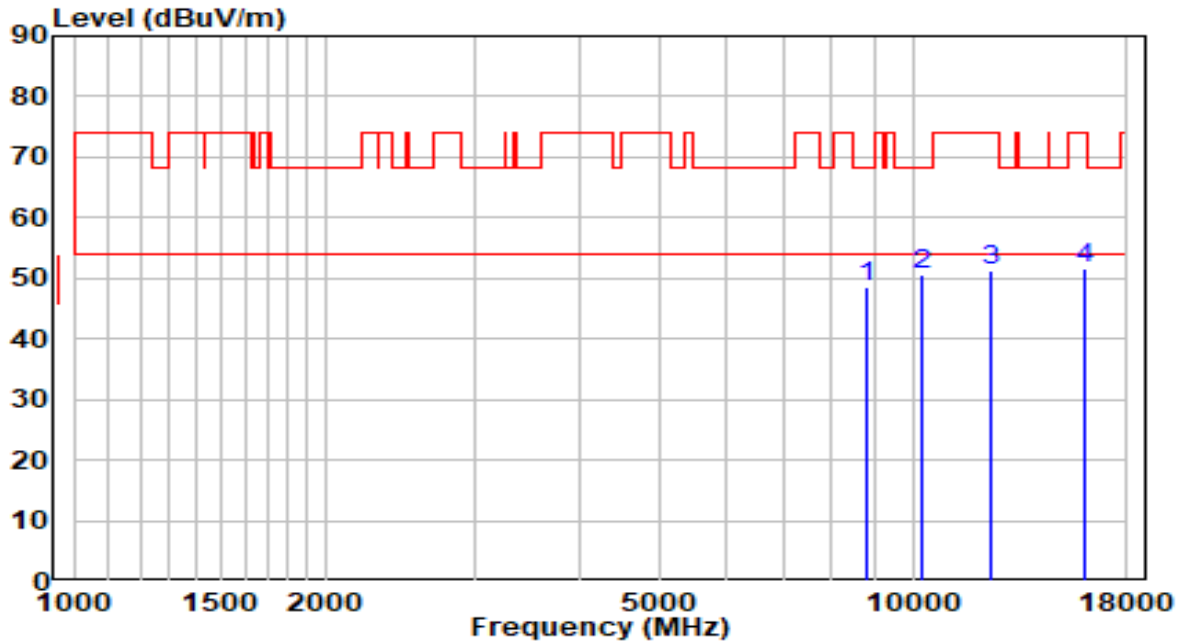


EUT	AP301	Date of Test	2020-10-17
Factor	BBHA 9120D	Temp. / Humidity	24.9°C/43.1%
Polarity	Vertical	Site / Test Engineer	AC1 /Jay Chiu
Test Mode	Transmit by 802.11a at Channel 5300MHz	Test Voltage	120V/60Hz

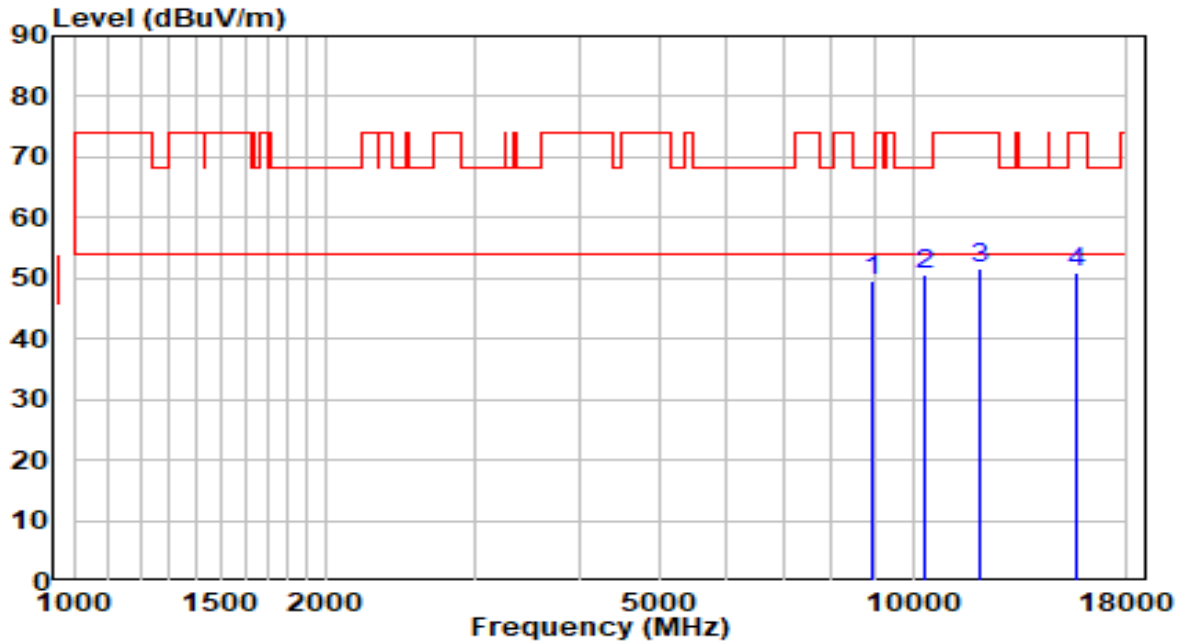


No		Frequency (MHz)	Reading (dBuV)	C.F (dB)	Measurement (dBuV/m)	Margin (dB)	Limit (dBuV/m)	Remark (QP/PK/AV)
1	0.00	8820.000	35.45	13.24	48.69	-19.51	68.20	Peak
2	*	10265.000	34.39	16.27	50.65	-17.55	68.20	Peak
3	0.00	12407.000	33.28	17.89	51.17	-22.83	74.00	Peak
4	0.00	16045.000	31.05	20.73	51.78	-22.22	74.00	Peak

Note:

1. " *", means this data is the worst emission level.
2. C.F (Correction Factor) = Antenna Factor (dB)+ Cable Loss (dB)– Preamplifier(dB).
3. Measurement(dBuV/m) = Reading(dBuV) + C.F (Correction Factor).
- 4.The emission levels of other frequencies are very lower than the limit and not show in test report.

EUT	AP301	Date of Test	2020-10-17
Factor	BBHA 9120D	Temp. / Humidity	24.9°C/43.1%
Polarity	Horizontal	Site / Test Engineer	AC1 /Jay Chiu
Test Mode	Transmit by 802.11a at Channel 5320MHz	Test Voltage	120V/60Hz

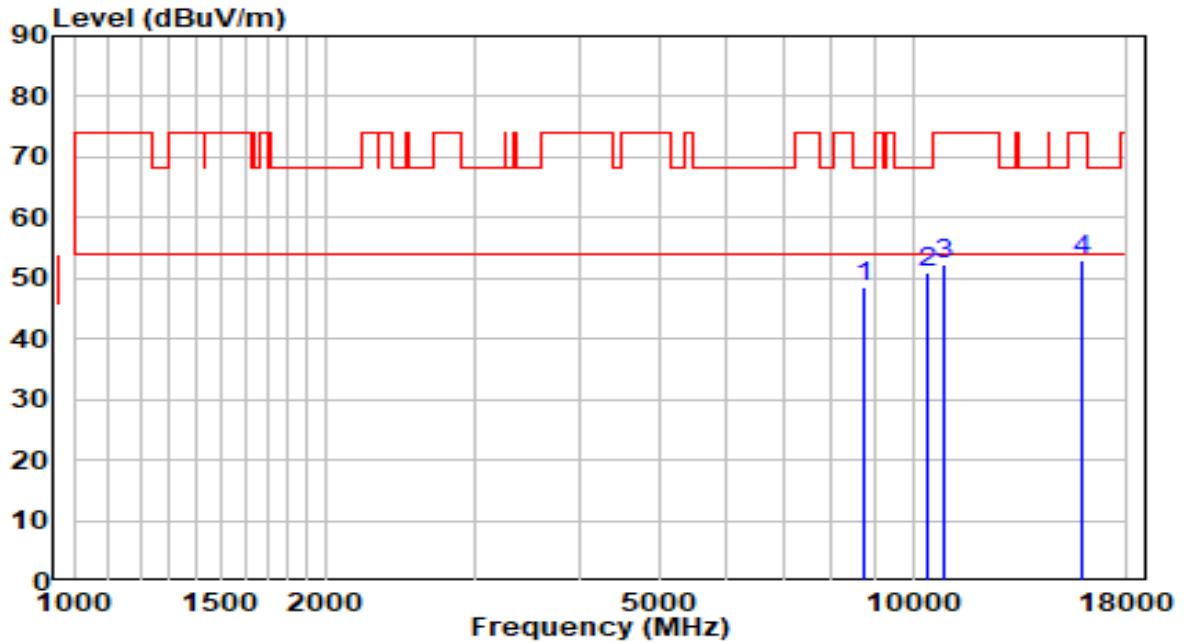


No	Frequency (MHz)	Reading (dBuV)	C.F (dB)	Measurement (dBuV/m)	Margin (dB)	Limit (dBuV/m)	Remark (QP/PK/AV)
1	8939.000	35.90	13.53	49.43	-18.77	68.20	Peak
2	* 10333.000	34.21	16.50	50.71	-17.49	68.20	Peak
3	12033.000	33.64	17.83	51.46	-22.54	74.00	Peak
4	15705.000	29.93	21.11	51.04	-22.96	74.00	Peak

Note:

1. " *", means this data is the worst emission level.
2. C.F (Correction Factor) = Antenna Factor (dB)+ Cable Loss (dB)– Preamplifier(dB).
3. Measurement(dBuV/m) = Reading(dBuV) + C.F (Correction Factor).
- 4.The emission levels of other frequencies are very lower than the limit and not show in test report.

EUT	AP301	Date of Test	2020-10-17
Factor	BBHA 9120D	Temp. / Humidity	24.9°C/43.1%
Polarity	Vertical	Site / Test Engineer	AC1 /Jay Chiu
Test Mode	Transmit by 802.11a at Channel 5320MHz	Test Voltage	120V/60Hz

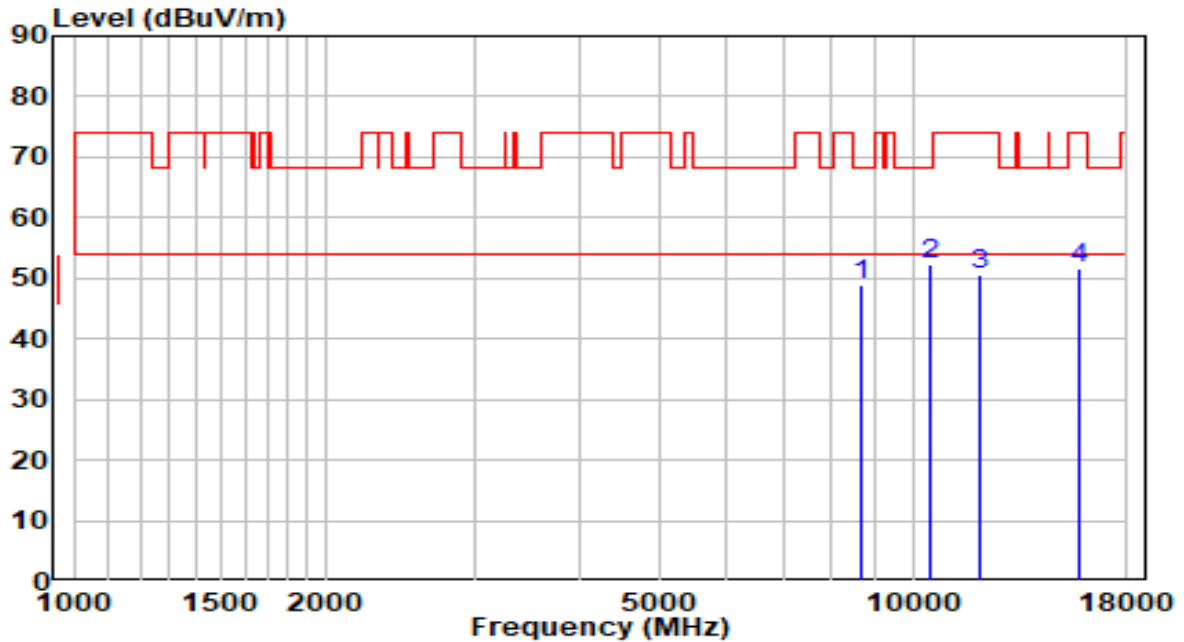


No	Frequency (MHz)	Reading (dBuV)	C.F (dB)	Measurement (dBuV/m)	Margin (dB)	Limit (dBuV/m)	Remark (QP/PK/AV)
1	8718.000	35.52	12.99	48.51	-19.69	68.20	Peak
2	* 10418.000	34.13	16.79	50.92	-17.28	68.20	Peak
3	10928.000	34.52	17.68	52.19	-21.81	74.00	Peak
4	15909.000	32.05	20.76	52.82	-21.18	74.00	Peak

Note:

1. " *", means this data is the worst emission level.
2. C.F (Correction Factor) = Antenna Factor (dB)+ Cable Loss (dB)– Preamplifier(dB).
3. Measurement(dBuV/m) = Reading(dBuV) + C.F (Correction Factor).
- 4.The emission levels of other frequencies are very lower than the limit and not show in test report.

EUT	AP301	Date of Test	2020-10-17
Factor	BBHA 9120D	Temp. / Humidity	24.9°C/43.1%
Polarity	Horizontal	Site / Test Engineer	AC1 /Jay Chiu
Test Mode	Transmit by 802.11a at Channel 5500MHz	Test Voltage	120V/60Hz

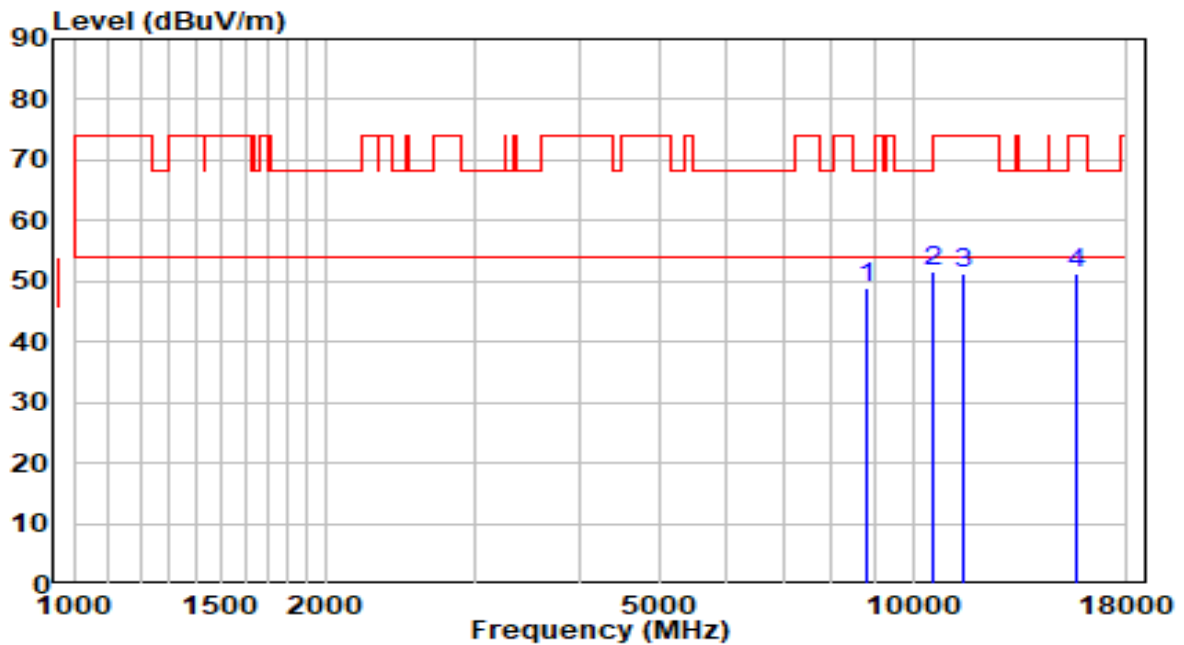


No	Frequency (MHz)	Reading (dBuV)	C.F (dB)	Measurement (dBuV/m)	Margin (dB)	Limit (dBuV/m)	Remark (QP/PK/AV)
1	8701.000	36.06	12.95	49.01	-19.19	68.20	Peak
2	* 10520.000	35.15	17.10	52.25	-15.95	68.20	Peak
3	12050.000	32.90	17.83	50.73	-23.27	74.00	Peak
4	15841.000	30.61	20.88	51.49	-22.51	74.00	Peak

Note:

- "*" means this data is the worst emission level.
- C.F (Correction Factor) = Antenna Factor (dB)+ Cable Loss (dB)– Preamplifier(dB).
- Measurement(dBuV/m) = Reading(dBuV) + C.F (Correction Factor).
- The emission levels of other frequencies are very lower than the limit and not show in test report.

EUT	AP301	Date of Test	2020-10-17
Factor	BBHA 9120D	Temp. / Humidity	24.9°C/43.1%
Polarity	Vertical	Site / Test Engineer	AC1 /Jay Chiu
Test Mode	Transmit by 802.11a at Channel 5500MHz	Test Voltage	120V/60Hz

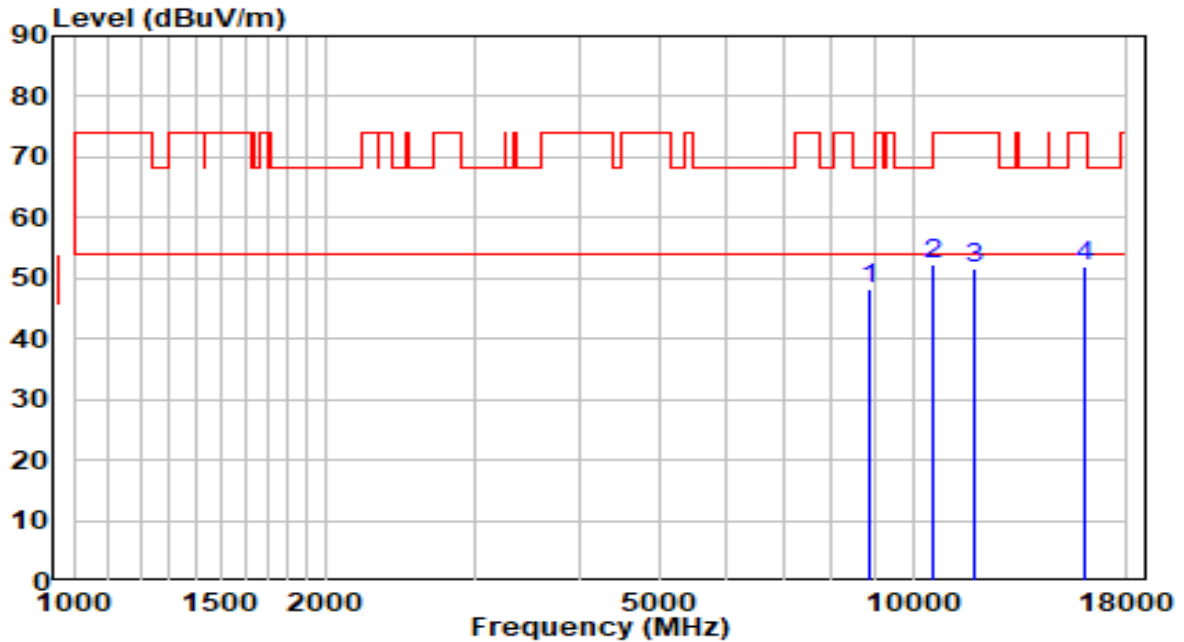


No	Frequency (MHz)	Reading (dBuV)	C.F (dB)	Measurement (dBuV/m)	Margin (dB)	Limit (dBuV/m)	Remark (QP/PK/AV)
1	8820.000	35.80	13.24	49.04	-19.16	68.20	Peak
2	* 10537.000	34.66	17.12	51.79	-16.41	68.20	Peak
3	11523.000	32.76	18.42	51.18	-22.82	74.00	Peak
4	15671.000	30.01	21.16	51.17	-22.83	74.00	Peak

Note:

1. " *", means this data is the worst emission level.
2. C.F (Correction Factor) = Antenna Factor (dB)+ Cable Loss (dB)– Preamplifier(dB).
3. Measurement(dBuV/m) = Reading(dBuV) + C.F (Correction Factor).
- 4.The emission levels of other frequencies are very lower than the limit and not show in test report.

EUT	AP301	Date of Test	2020-10-17
Factor	BBHA 9120D	Temp. / Humidity	24.9°C/43.1%
Polarity	Horizontal	Site / Test Engineer	AC1 /Jay Chiu
Test Mode	Transmit by 802.11a at Channel 5580MHz	Test Voltage	120V/60Hz

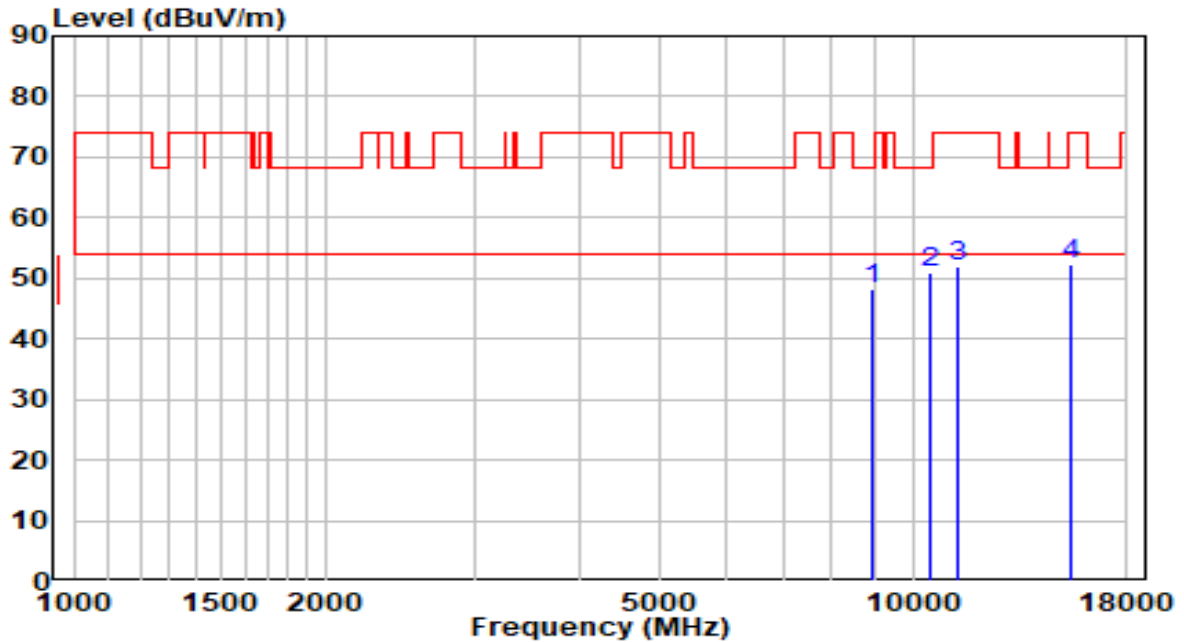


No	Frequency (MHz)	Reading (dBUV)	C.F (dB)	Measurement (dBUV/m)	Margin (dB)	Limit (dBUV/m)	Remark (QP/PK/AV)
1	8888.000	34.70	13.41	48.11	-20.09	68.20	Peak
2	* 10588.000	34.99	17.19	52.18	-16.02	68.20	Peak
3	11829.000	33.60	18.04	51.63	-22.37	74.00	Peak
4	16079.000	31.02	20.82	51.84	-22.16	74.00	Peak

Note:

1. " *", means this data is the worst emission level.
2. C.F (Correction Factor) = Antenna Factor (dB)+ Cable Loss (dB)– Preamplifier(dB).
3. Measurement(dBUV/m) = Reading(dBUV) + C.F (Correction Factor).
- 4.The emission levels of other frequencies are very lower than the limit and not show in test report.

EUT	AP301	Date of Test	2020-10-17
Factor	BBHA 9120D	Temp. / Humidity	24.9°C/43.1%
Polarity	Vertical	Site / Test Engineer	AC1 /Jay Chiu
Test Mode	Transmit by 802.11a at Channel 5580MHz	Test Voltage	120V/60Hz

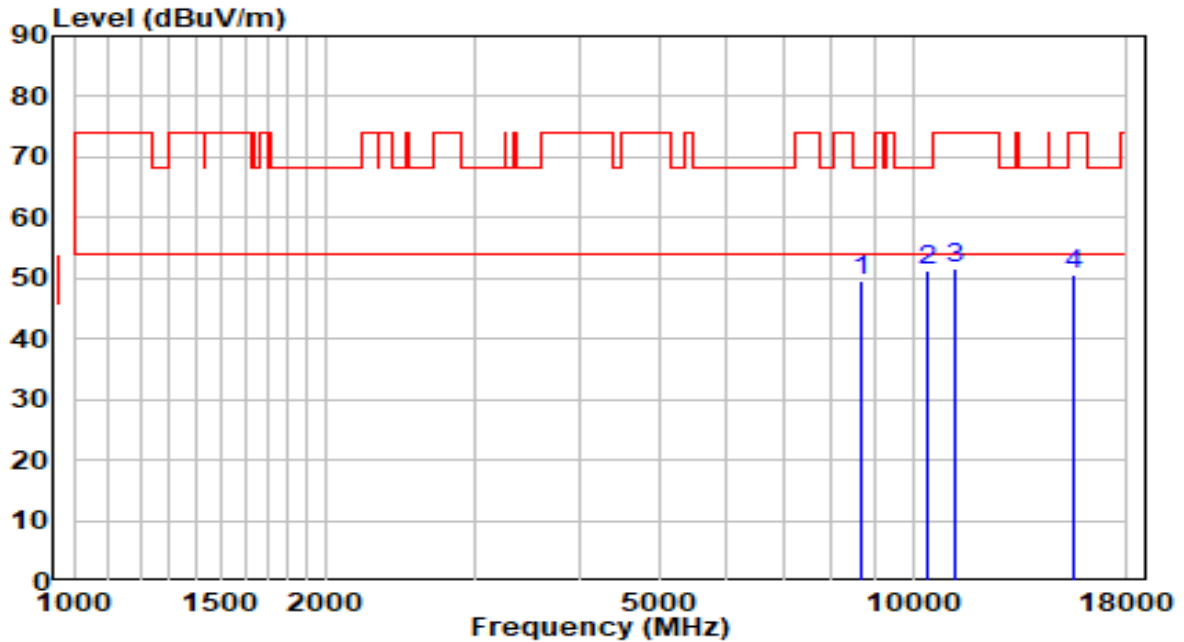


No	Frequency (MHz)	Reading (dBuV)	C.F (dB)	Measurement (dBuV/m)	Margin (dB)	Limit (dBuV/m)	Remark (QP/PK/AV)
1	8922.000	34.85	13.49	48.34	-19.86	68.20	Peak
2	* 10452.000	34.09	16.91	51.00	-17.20	68.20	Peak
3	11319.000	33.62	18.21	51.83	-22.17	74.00	Peak
4	15416.000	30.73	21.46	52.19	-21.81	74.00	Peak

Note:

1. " *", means this data is the worst emission level.
2. C.F (Correction Factor) = Antenna Factor (dB)+ Cable Loss (dB)– Preamplifier(dB).
3. Measurement(dBuV/m) = Reading(dBuV) + C.F (Correction Factor).
- 4.The emission levels of other frequencies are very lower than the limit and not show in test report.

EUT	AP301	Date of Test	2020-10-17
Factor	BBHA 9120D	Temp. / Humidity	24.9°C/43.1%
Polarity	Horizontal	Site / Test Engineer	AC1 /Jay Chiu
Test Mode	Transmit by 802.11a at Channel 5700MHz	Test Voltage	120V/60Hz

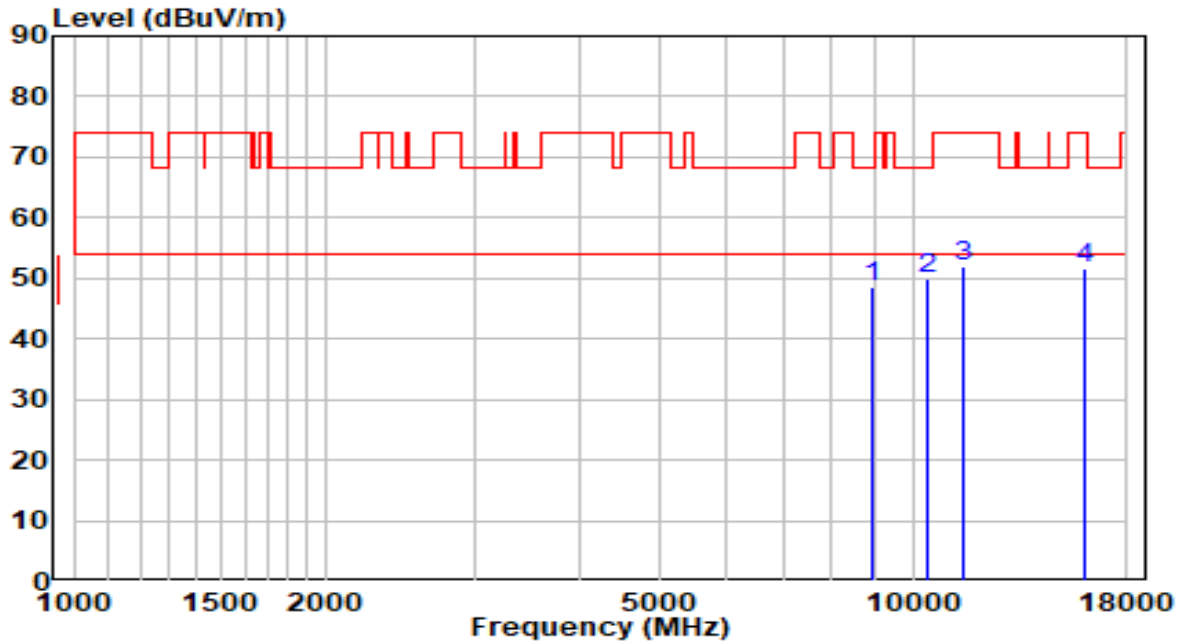


No	Frequency (MHz)	Reading (dBuV)	C.F (dB)	Measurement (dBuV/m)	Margin (dB)	Limit (dBuV/m)	Remark (QP/PK/AV)
1	8701.000	36.51	12.95	49.46	-18.74	68.20	Peak
2	* 10418.000	34.51	16.79	51.30	-16.90	68.20	Peak
3	11200.000	33.63	18.05	51.67	-22.33	74.00	Peak
4	15501.000	29.18	21.45	50.62	-23.38	74.00	Peak

Note:

1. " *", means this data is the worst emission level.
2. C.F (Correction Factor) = Antenna Factor (dB)+ Cable Loss (dB)– Preamplifier(dB).
3. Measurement(dBuV/m) = Reading(dBuV) + C.F (Correction Factor).
- 4.The emission levels of other frequencies are very lower than the limit and not show in test report.

EUT	AP301	Date of Test	2020-10-17
Factor	BBHA 9120D	Temp. / Humidity	24.9°C/43.1%
Polarity	Vertical	Site / Test Engineer	AC1 /Jay Chiu
Test Mode	Transmit by 802.11a at Channel 5700MHz	Test Voltage	120V/60Hz

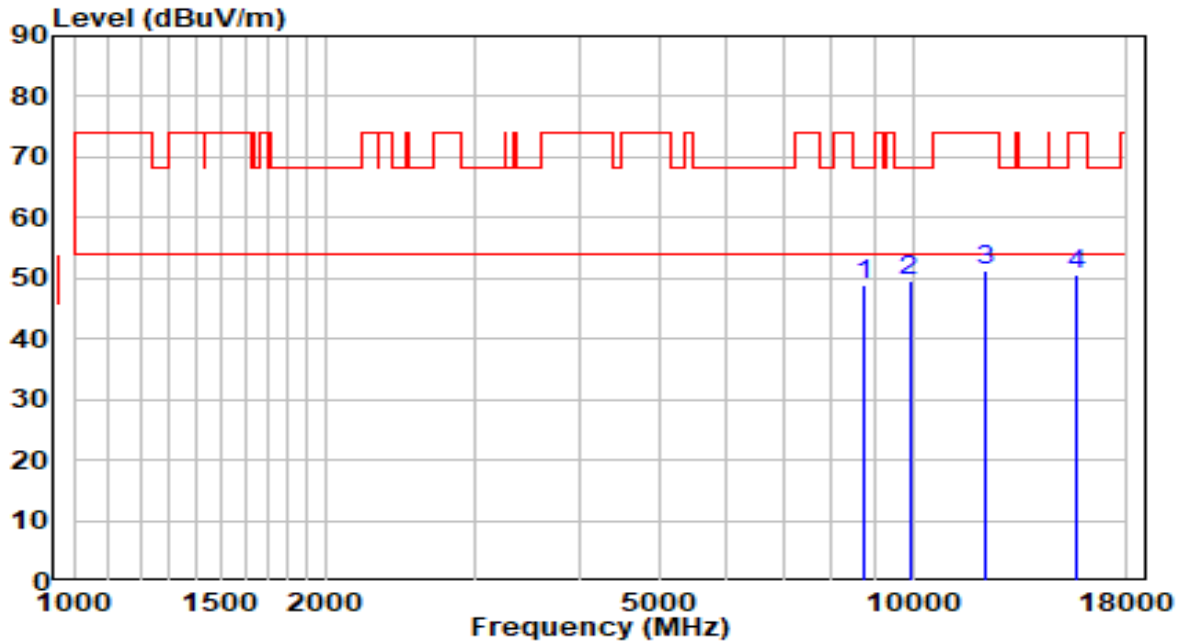


No	Frequency (MHz)	Reading (dBuV)	C.F (dB)	Measurement (dBuV/m)	Margin (dB)	Limit (dBuV/m)	Remark (QP/PK/AV)
1	8956.000	34.95	13.57	48.52	-19.68	68.20	Peak
2	* 10401.000	33.32	16.73	50.05	-18.15	68.20	Peak
3	11489.000	33.40	18.44	51.84	-22.16	74.00	Peak
4	15977.000	30.95	20.65	51.60	-22.40	74.00	Peak

Note:

1. " *", means this data is the worst emission level.
2. C.F (Correction Factor) = Antenna Factor (dB)+ Cable Loss (dB)– Preamplifier(dB).
3. Measurement(dBuV/m) = Reading(dBuV) + C.F (Correction Factor).
- 4.The emission levels of other frequencies are very lower than the limit and not show in test report.

EUT	AP301	Date of Test	2020-10-17
Factor	BBHA 9120D	Temp. / Humidity	24.9°C/43.1%
Polarity	Horizontal	Site / Test Engineer	AC1 /Jay Chiu
Test Mode	Transmit by 802.11a at Channel 5720MHz	Test Voltage	120V/60Hz

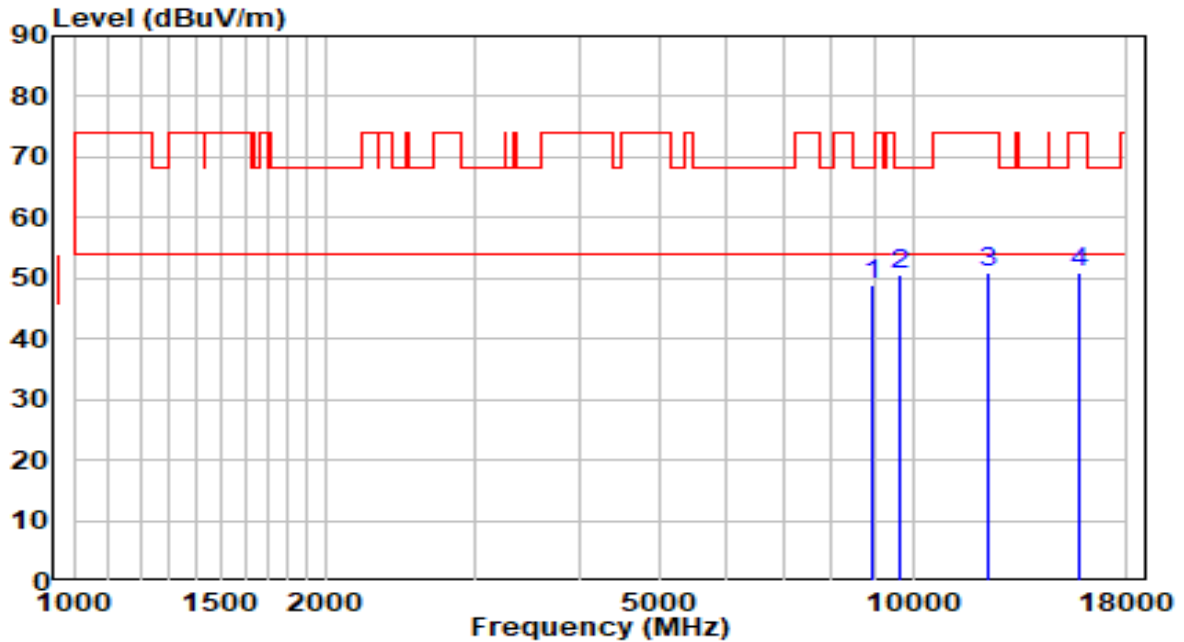


No	Frequency (MHz)	Reading (dBUV)	C.F (dB)	Measurement (dBUV/m)	Margin (dB)	Limit (dBUV/m)	Remark (QP/PK/AV)
1	8735.000	35.75	13.03	48.78	-19.42	68.20	Peak
2	* 9908.000	34.48	15.19	49.67	-18.53	68.20	Peak
3	12203.000	33.31	17.85	51.16	-22.84	74.00	Peak
4	15688.000	29.63	21.13	50.76	-23.24	74.00	Peak

Note:

1. " *", means this data is the worst emission level.
2. C.F (Correction Factor) = Antenna Factor (dB)+ Cable Loss (dB)– Preamplifier(dB).
3. Measurement(dBUV/m) = Reading(dBUV) + C.F (Correction Factor).
- 4.The emission levels of other frequencies are very lower than the limit and not show in test report.

EUT	AP301	Date of Test	2020-10-17
Factor	BBHA 9120D	Temp. / Humidity	24.9°C/43.1%
Polarity	Vertical	Site / Test Engineer	AC1 /Jay Chiu
Test Mode	Transmit by 802.11a at Channel 5720MHz	Test Voltage	120V/60Hz

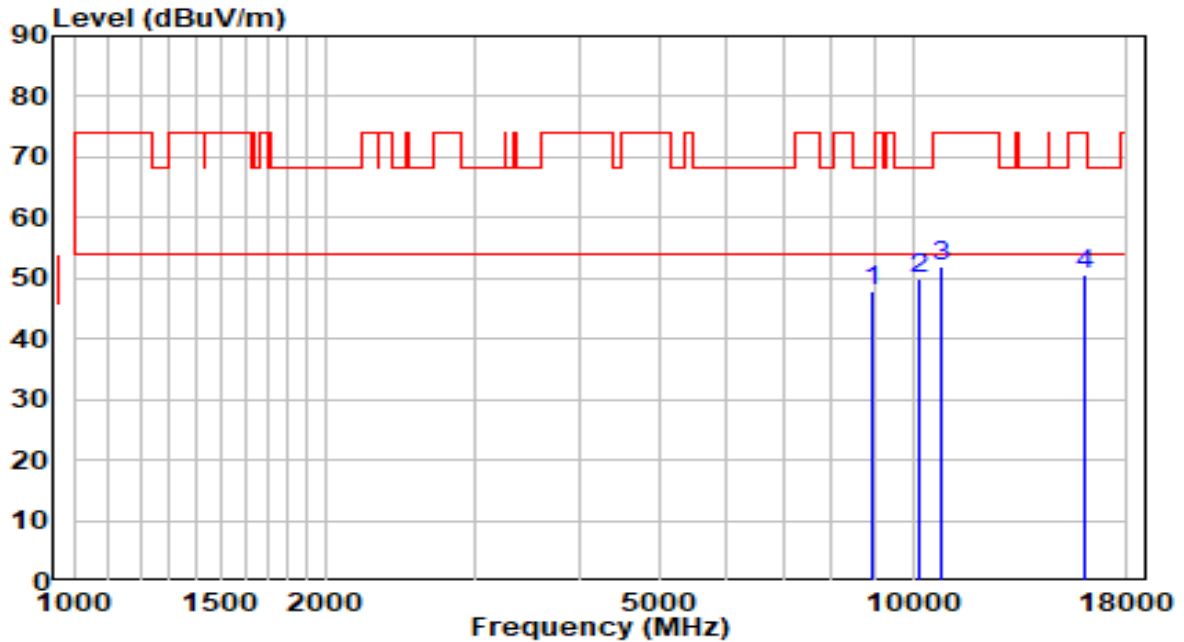


No	Frequency (MHz)	Reading (dBuV)	C.F (dB)	Measurement (dBuV/m)	Margin (dB)	Limit (dBuV/m)	Remark (QP/PK/AV)
1	8956.000	35.19	13.57	48.76	-19.44	68.20	Peak
2	* 9670.000	35.88	14.74	50.62	-17.58	68.20	Peak
3	12254.000	32.91	17.86	50.77	-23.23	74.00	Peak
4	15790.000	30.01	20.96	50.97	-23.03	74.00	Peak

Note:

1. " *", means this data is the worst emission level.
2. C.F (Correction Factor) = Antenna Factor (dB)+ Cable Loss (dB)– Preamplifier(dB).
3. Measurement(dBuV/m) = Reading(dBuV) + C.F (Correction Factor).
- 4.The emission levels of other frequencies are very lower than the limit and not show in test report.

EUT	AP301	Date of Test	2020-10-17
Factor	BBHA 9120D	Temp. / Humidity	24.9°C/43.1%
Polarity	Horizontal	Site / Test Engineer	AC1 /Jay Chiu
Test Mode	Transmit by 802.11a at Channel 5745MHz	Test Voltage	120V/60Hz

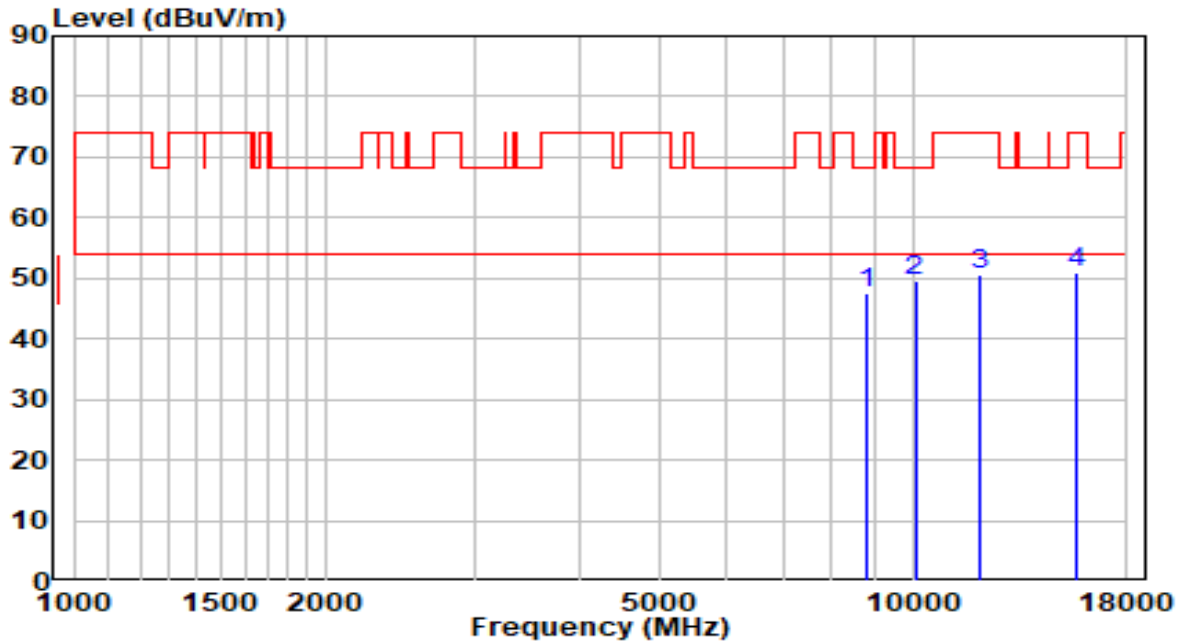


No		Frequency (MHz)	Reading (dBuV)	C.F (dB)	Measurement (dBuV/m)	Margin (dB)	Limit (dBuV/m)	Remark (QP/PK/AV)
1		8939.000	34.20	13.53	47.73	-20.47	68.20	Peak
2	*	10146.000	33.93	15.86	49.79	-18.41	68.20	Peak
3	0.00	10792.000	34.42	17.48	51.90	-22.10	74.00	Peak
4	0.00	15977.000	29.99	20.65	50.64	-23.36	74.00	Peak

Note:

1. " *", means this data is the worst emission level.
2. C.F (Correction Factor) = Antenna Factor (dB)+ Cable Loss (dB)– Preamplifier(dB).
3. Measurement(dBuV/m) = Reading(dBuV) + C.F (Correction Factor).
- 4.The emission levels of other frequencies are very lower than the limit and not show in test report.

EUT	AP301	Date of Test	2020-10-17
Factor	BBHA 9120D	Temp. / Humidity	24.9°C/43.1%
Polarity	Vertical	Site / Test Engineer	AC1 /Jay Chiu
Test Mode	Transmit by 802.11a at Channel 5745MHz	Test Voltage	120V/60Hz

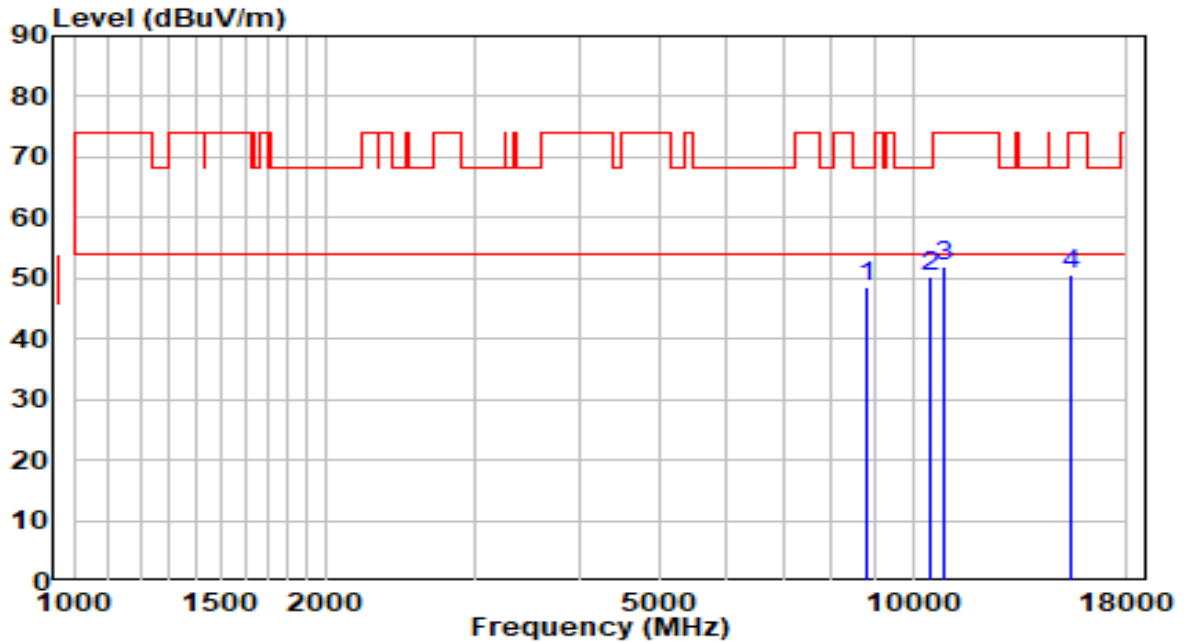


No		Frequency (MHz)	Reading (dBuV)	C.F (dB)	Measurement (dBuV/m)	Margin (dB)	Limit (dBuV/m)	Remark (QP/PK/AV)
1		8837.000	34.38	13.28	47.67	-20.53	68.20	Peak
2	*	10061.000	33.92	15.57	49.49	-18.71	68.20	Peak
3	0.00	11999.000	32.71	17.82	50.53	-23.47	74.00	Peak
4	0.00	15705.000	29.82	21.11	50.93	-23.07	74.00	Peak

Note:

1. " *", means this data is the worst emission level.
2. C.F (Correction Factor) = Antenna Factor (dB)+ Cable Loss (dB)– Preamplifier(dB).
3. Measurement(dBuV/m) = Reading(dBuV) + C.F (Correction Factor).
- 4.The emission levels of other frequencies are very lower than the limit and not show in test report.

EUT	AP301	Date of Test	2020-10-17
Factor	BBHA 9120D	Temp. / Humidity	24.9°C/43.1%
Polarity	Horizontal	Site / Test Engineer	AC1 /Jay Chiu
Test Mode	Transmit by 802.11a at Channel 5785MHz	Test Voltage	120V/60Hz

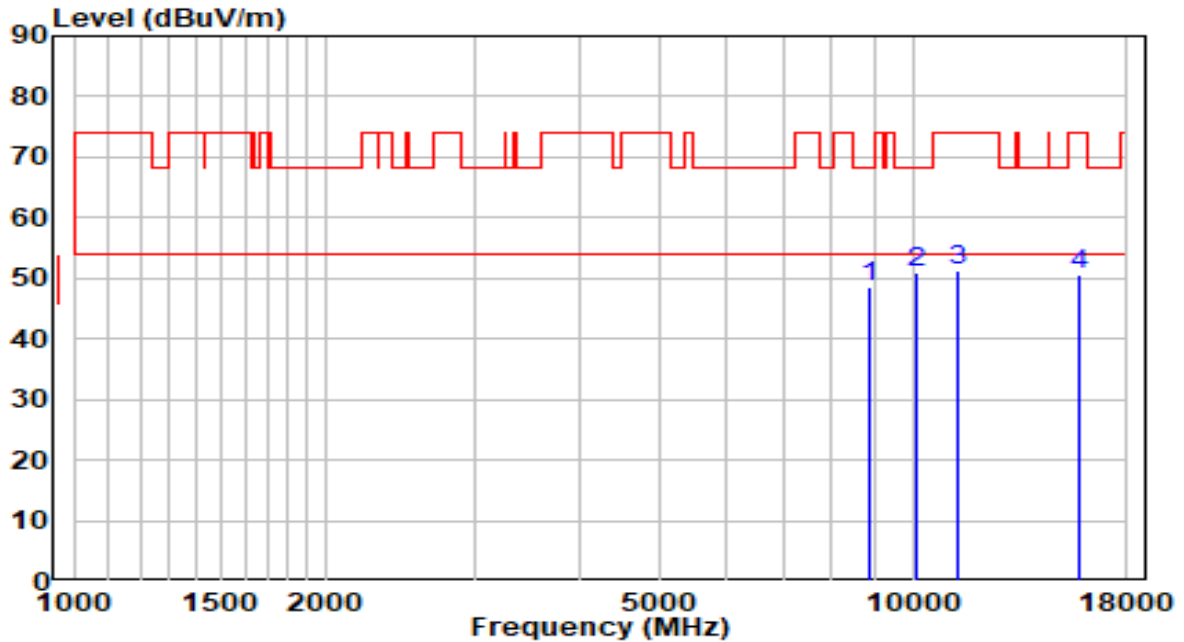


No	Frequency (MHz)	Reading (dBuV)	C.F (dB)	Measurement (dBuV/m)	Margin (dB)	Limit (dBuV/m)	Remark (QP/PK/AV)
1	8820.000	35.49	13.24	48.73	-19.47	68.20	Peak
2	* 10520.000	33.27	17.10	50.36	-17.84	68.20	Peak
3	10928.000	34.12	17.68	51.80	-22.20	74.00	Peak
4	15484.000	29.04	21.45	50.49	-23.51	74.00	Peak

Note:

1. " *", means this data is the worst emission level.
2. C.F (Correction Factor) = Antenna Factor (dB)+ Cable Loss (dB)– Preamplifier(dB).
3. Measurement(dBuV/m) = Reading(dBuV) + C.F (Correction Factor).
- 4.The emission levels of other frequencies are very lower than the limit and not show in test report.

EUT	AP301	Date of Test	2020-10-17
Factor	BBHA 9120D	Temp. / Humidity	24.9°C/43.1%
Polarity	Vertical	Site / Test Engineer	AC1 /Jay Chiu
Test Mode	Transmit by 802.11a at Channel 5785MHz	Test Voltage	120V/60Hz

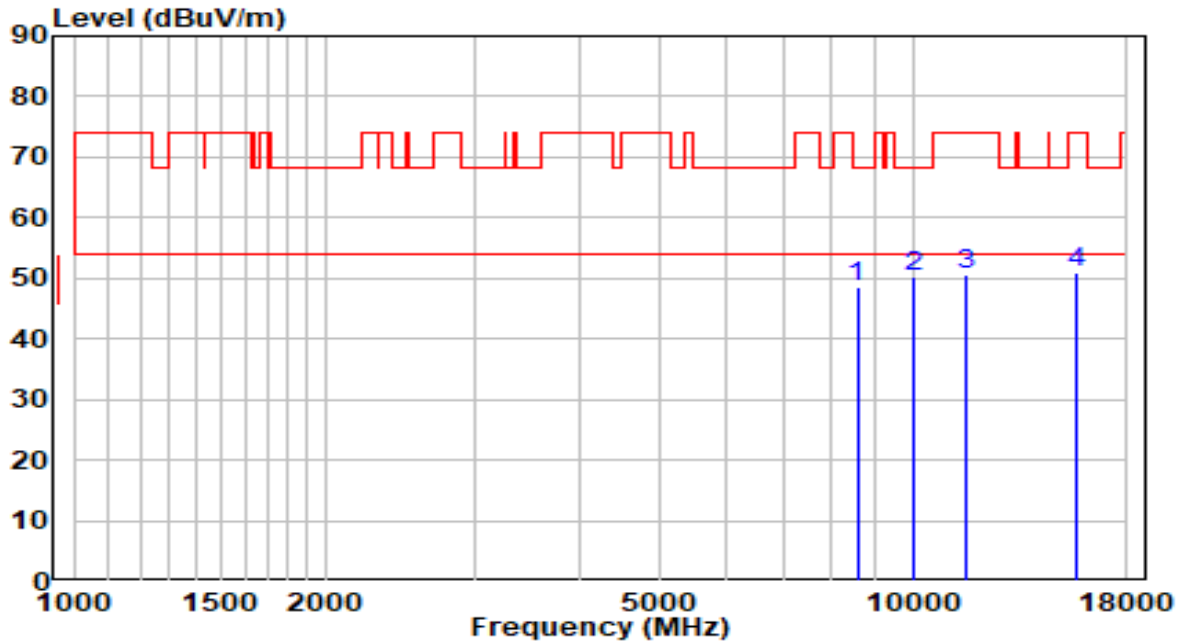


No	Frequency (MHz)	Reading (dBuV)	C.F (dB)	Measurement (dBuV/m)	Margin (dB)	Limit (dBuV/m)	Remark (QP/PK/AV)
1	8905.000	35.15	13.45	48.60	-19.60	68.20	Peak
2	* 10129.000	35.00	15.80	50.80	-17.40	68.20	Peak
3	11353.000	33.19	18.25	51.45	-22.55	74.00	Peak
4	15739.000	29.68	21.05	50.73	-23.27	74.00	Peak

Note:

1. " *", means this data is the worst emission level.
2. C.F (Correction Factor) = Antenna Factor (dB)+ Cable Loss (dB)– Preamplifier(dB).
3. Measurement(dBuV/m) = Reading(dBuV) + C.F (Correction Factor).
- 4.The emission levels of other frequencies are very lower than the limit and not show in test report.

EUT	AP301	Date of Test	2020-10-17
Factor	BBHA 9120D	Temp. / Humidity	24.9°C/43.1%
Polarity	Horizontal	Site / Test Engineer	AC1 /Jay Chiu
Test Mode	Transmit by 802.11a at Channel 5825MHz	Test Voltage	120V/60Hz

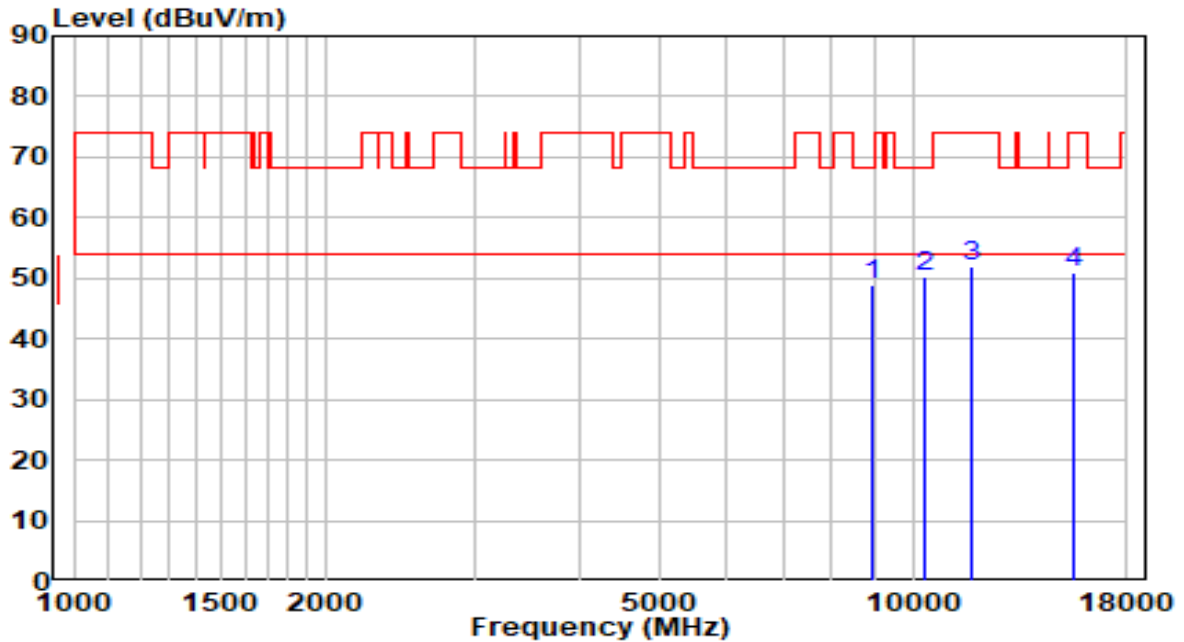


No	Frequency (MHz)	Reading (dBuV)	C.F (dB)	Measurement (dBuV/m)	Margin (dB)	Limit (dBuV/m)	Remark (QP/PK/AV)
1	8582.000	36.03	12.66	48.68	-19.52	68.20	Peak
2	* 9993.000	35.00	15.35	50.34	-17.86	68.20	Peak
3	11540.000	32.04	18.40	50.44	-23.56	74.00	Peak
4	15620.000	29.61	21.25	50.86	-23.14	74.00	Peak

Note:

1. " *", means this data is the worst emission level.
2. C.F (Correction Factor) = Antenna Factor (dB)+ Cable Loss (dB)– Preamplifier(dB).
3. Measurement(dBuV/m) = Reading(dBuV) + C.F (Correction Factor).
- 4.The emission levels of other frequencies are very lower than the limit and not show in test report.

EUT	AP301	Date of Test	2020-10-17
Factor	BBHA 9120D	Temp. / Humidity	24.9°C/43.1%
Polarity	Vertical	Site / Test Engineer	AC1 /Jay Chiu
Test Mode	Transmit by 802.11a at Channel 5825MHz	Test Voltage	120V/60Hz

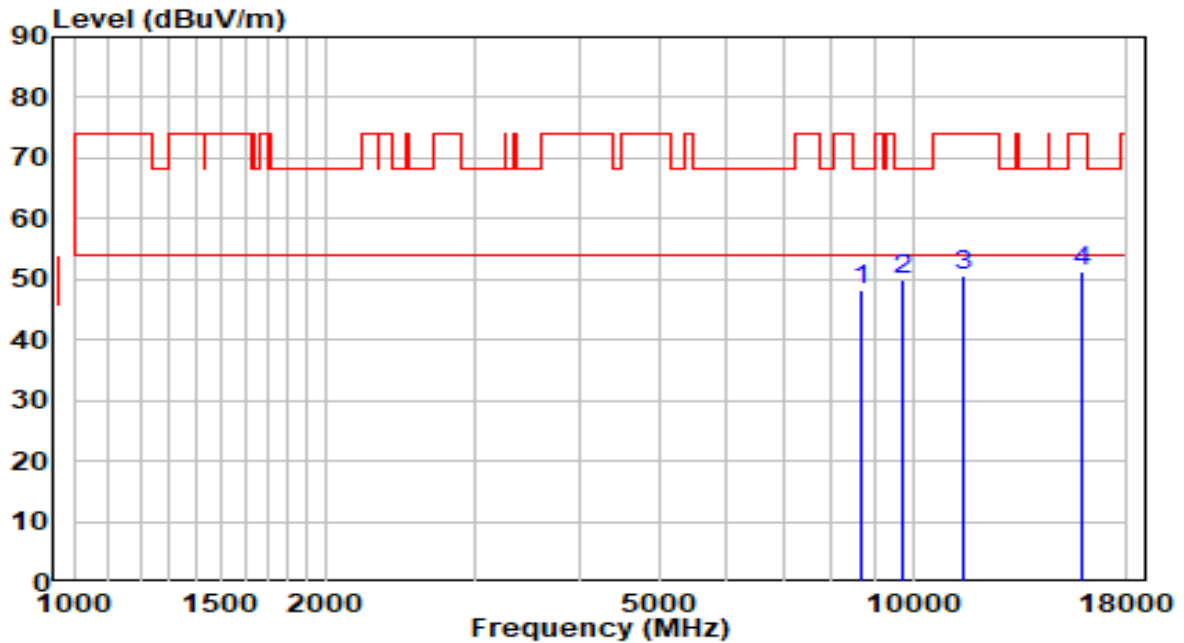


No	Frequency (MHz)	Reading (dBUV)	C.F (dB)	Measurement (dBUV/m)	Margin (dB)	Limit (dBUV/m)	Remark (QP/PK/AV)
1	8939.000	35.21	13.53	48.74	-19.46	68.20	Peak
2	* 10299.000	33.97	16.38	50.35	-17.85	68.20	Peak
3	11761.000	33.81	18.12	51.93	-22.07	74.00	Peak
4	15501.000	29.55	21.45	51.00	-23.00	74.00	Peak

Note:

1. " *", means this data is the worst emission level.
2. C.F (Correction Factor) = Antenna Factor (dB)+ Cable Loss (dB)– Preamplifier(dB).
3. Measurement(dBUV/m) = Reading(dBUV) + C.F (Correction Factor).
- 4.The emission levels of other frequencies are very lower than the limit and not show in test report.

EUT	AP301	Date of Test	2020-10-17
Factor	BBHA 9120D	Temp. / Humidity	24.9°C/43.1%
Polarity	Horizontal	Site / Test Engineer	AC1 /Jay Chiu
Test Mode	Transmit by 802.11ac-VHT20 at Channel 5180MHz	Test Voltage	120V/60Hz

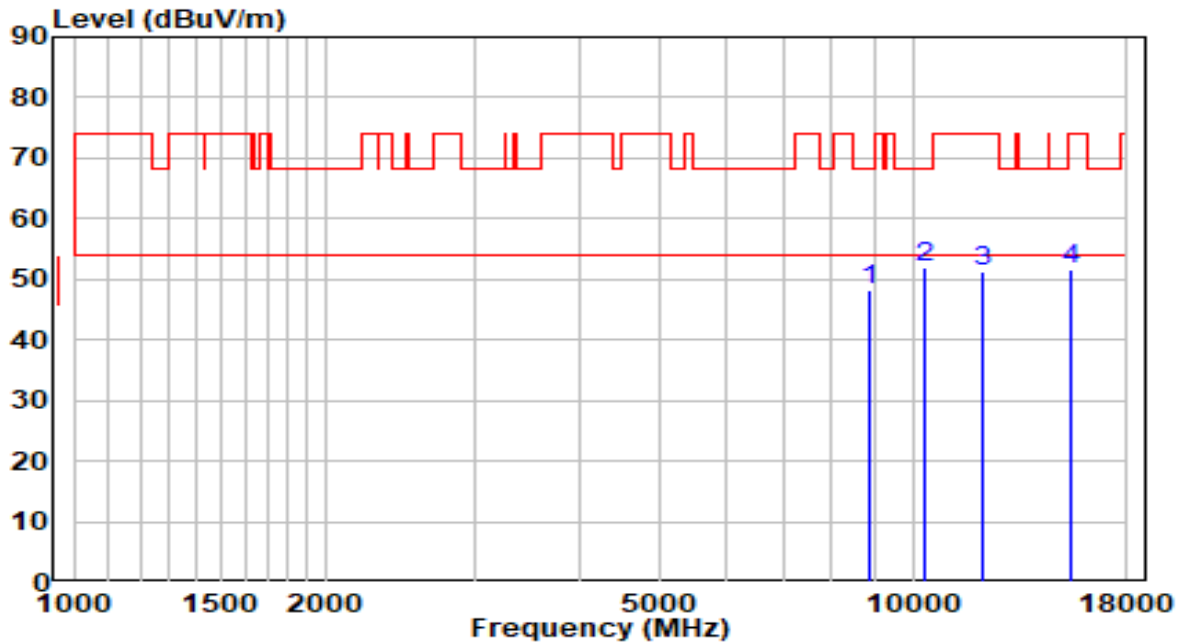


No	Frequency (MHz)	Reading (dBuV)	C.F (dB)	Measurement (dBuV/m)	Margin (dB)	Limit (dBuV/m)	Remark (QP/PK/AV)
1	8701.000	35.24	12.95	48.18	-20.02	68.20	Peak
2	* 9738.000	34.93	14.87	49.80	-18.40	68.20	Peak
3	11489.000	32.26	18.44	50.70	-23.30	74.00	Peak
4	15909.000	30.67	20.76	51.44	-22.56	74.00	Peak

Note:

- "*", means this data is the worst emission level.
- C.F (Correction Factor) = Antenna Factor (dB)+ Cable Loss (dB)– Preamplifier(dB).
- Measurement(dBuV/m) = Reading(dBuV) + C.F (Correction Factor).
- The emission levels of other frequencies are very lower than the limit and not show in test report.

EUT	AP301	Date of Test	2020-10-17
Factor	BBHA 9120D	Temp. / Humidity	24.9°C/43.1%
Polarity	Vertical	Site / Test Engineer	AC1 /Jay Chiu
Test Mode	Transmit by 802.11ac-VHT20 at Channel 5180MHz	Test Voltage	120V/60Hz

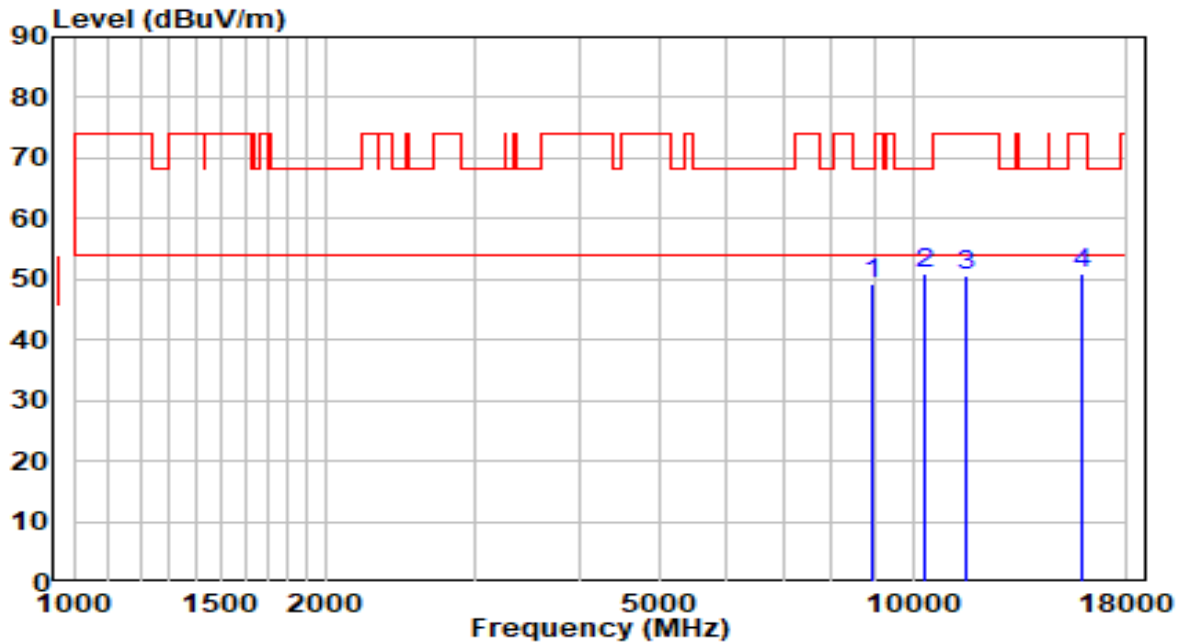


No		Frequency (MHz)	Reading (dBuV)	C.F (dB)	Measurement (dBuV/m)	Margin (dB)	Limit (dBuV/m)	Remark (QP/PK/AV)
1	0.00	8905.000	34.78	13.45	48.23	-19.97	68.20	Peak
2	*	10367.000	35.19	16.62	51.81	-16.39	68.20	Peak
3	0.00	12067.000	33.46	17.83	51.29	-22.71	74.00	Peak
4	0.00	15433.000	30.18	21.46	51.64	-22.36	74.00	Peak

Note:

1. " *", means this data is the worst emission level.
2. C.F (Correction Factor) = Antenna Factor (dB)+ Cable Loss (dB)– Preamplifier(dB).
3. Measurement(dBuV/m) = Reading(dBuV) + C.F (Correction Factor).
- 4.The emission levels of other frequencies are very lower than the limit and not show in test report.

EUT	AP301	Date of Test	2020-10-17
Factor	BBHA 9120D	Temp. / Humidity	24.9°C/43.1%
Polarity	Horizontal	Site / Test Engineer	AC1 /Jay Chiu
Test Mode	Transmit by 802.11ac-VHT20 at Channel 5220MHz	Test Voltage	120V/60Hz

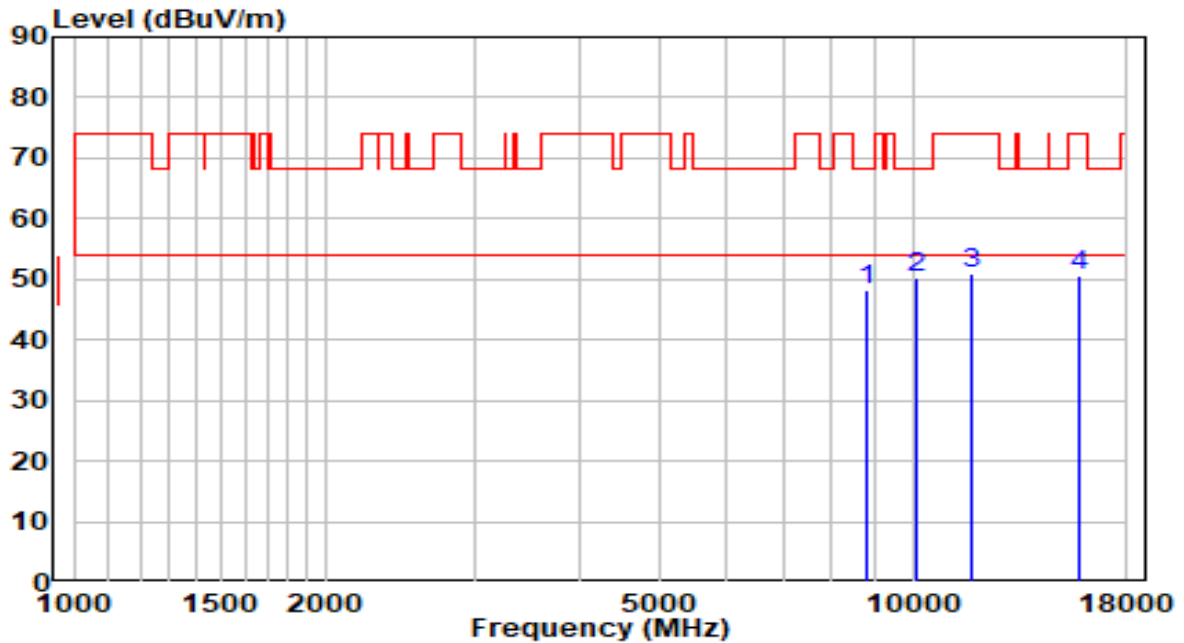


No	Frequency (MHz)	Reading (dBuV)	C.F (dB)	Measurement (dBuV/m)	Margin (dB)	Limit (dBuV/m)	Remark (QP/PK/AV)
1	8939.000	35.66	13.53	49.19	-19.01	68.20	Peak
2	* 10367.000	34.40	16.62	51.01	-17.19	68.20	Peak
3	11540.000	32.25	18.40	50.65	-23.35	74.00	Peak
4	15858.000	30.21	20.85	51.06	-22.94	74.00	Peak

Note:

- "*", means this data is the worst emission level.
- C.F (Correction Factor) = Antenna Factor (dB)+ Cable Loss (dB)– Preamplifier(dB).
- Measurement(dBuV/m) = Reading(dBuV) + C.F (Correction Factor).
- The emission levels of other frequencies are very lower than the limit and not show in test report.

EUT	AP301	Date of Test	2020-10-17
Factor	BBHA 9120D	Temp. / Humidity	24.9°C/43.1%
Polarity	Vertical	Site / Test Engineer	AC1 /Jay Chiu
Test Mode	Transmit by 802.11ac-VHT20 at Channel 5220MHz	Test Voltage	120V/60Hz

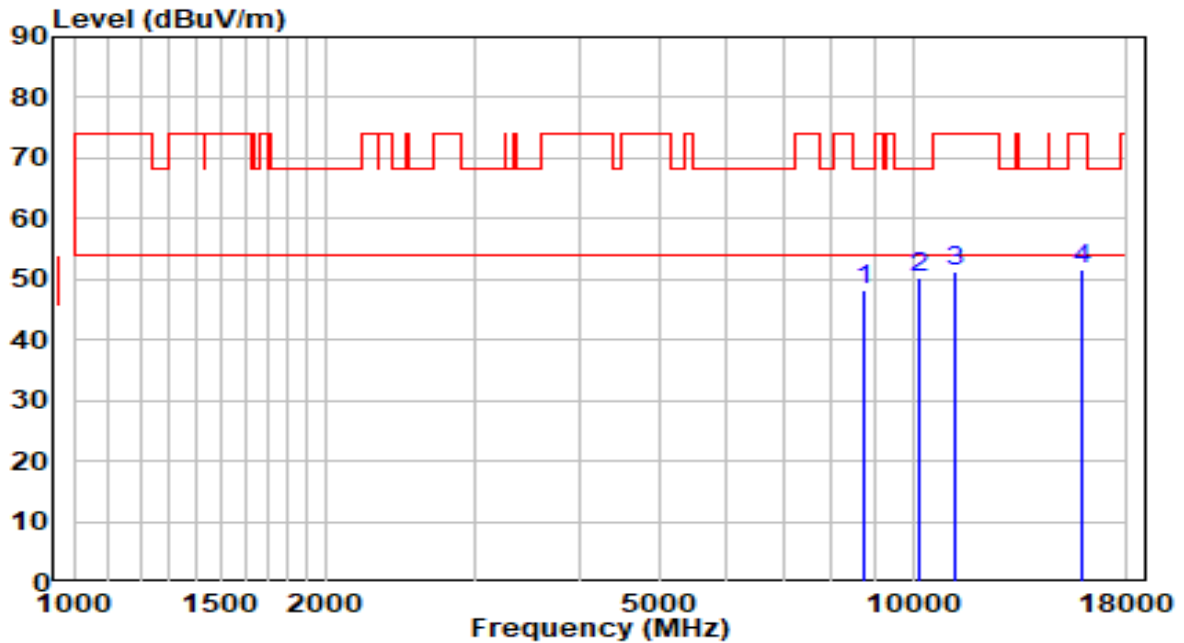


No	Frequency (MHz)	Reading (dBuV)	C.F (dB)	Measurement (dBuV/m)	Margin (dB)	Limit (dBuV/m)	Remark (QP/PK/AV)
1	8837.000	35.03	13.28	48.31	-19.89	68.20	Peak
2	* 10095.000	34.44	15.68	50.13	-18.07	68.20	Peak
3	11744.000	32.89	18.14	51.03	-22.97	74.00	Peak
4	15841.000	29.77	20.88	50.65	-23.35	74.00	Peak

Note:

- "*", means this data is the worst emission level.
- C.F (Correction Factor) = Antenna Factor (dB)+ Cable Loss (dB)– Preamplifier(dB).
- Measurement(dBuV/m) = Reading(dBuV) + C.F (Correction Factor).
- The emission levels of other frequencies are very lower than the limit and not show in test report.

EUT	AP301	Date of Test	2020-10-17
Factor	BBHA 9120D	Temp. / Humidity	24.9°C/43.1%
Polarity	Horizontal	Site / Test Engineer	AC1 /Jay Chiu
Test Mode	Transmit by 802.11ac-VHT20 at Channel 5240MHz	Test Voltage	120V/60Hz

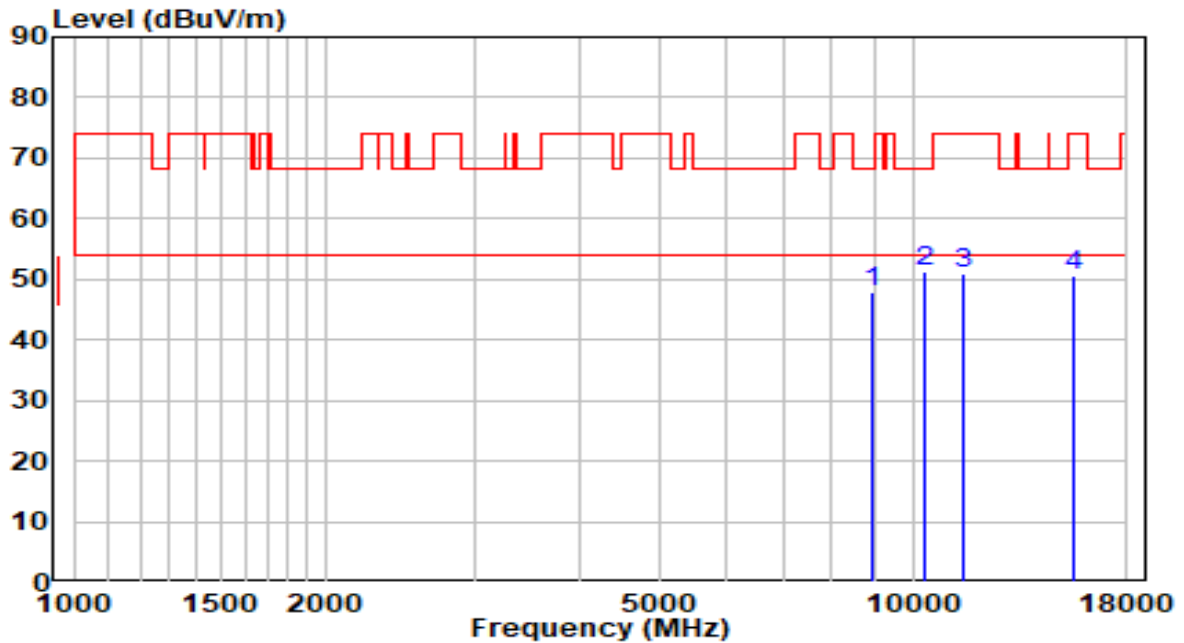


No	Frequency (MHz)	Reading (dBuV)	C.F (dB)	Measurement (dBuV/m)	Margin (dB)	Limit (dBuV/m)	Remark (QP/PK/AV)
1	8769.000	35.05	13.11	48.17	-20.03	68.20	Peak
2	* 10180.000	34.19	15.98	50.16	-18.04	68.20	Peak
3	11200.000	33.21	18.05	51.26	-22.74	74.00	Peak
4	15926.000	30.89	20.73	51.63	-22.37	74.00	Peak

Note:

- "*", means this data is the worst emission level.
- C.F (Correction Factor) = Antenna Factor (dB)+ Cable Loss (dB)– Preamplifier(dB).
- Measurement(dBuV/m) = Reading(dBuV) + C.F (Correction Factor).
- The emission levels of other frequencies are very lower than the limit and not show in test report.

EUT	AP301	Date of Test	2020-10-17
Factor	BBHA 9120D	Temp. / Humidity	24.9°C/43.1%
Polarity	Vertical	Site / Test Engineer	AC1 /Jay Chiu
Test Mode	Transmit by 802.11ac-VHT20 at Channel 5240MHz	Test Voltage	120V/60Hz

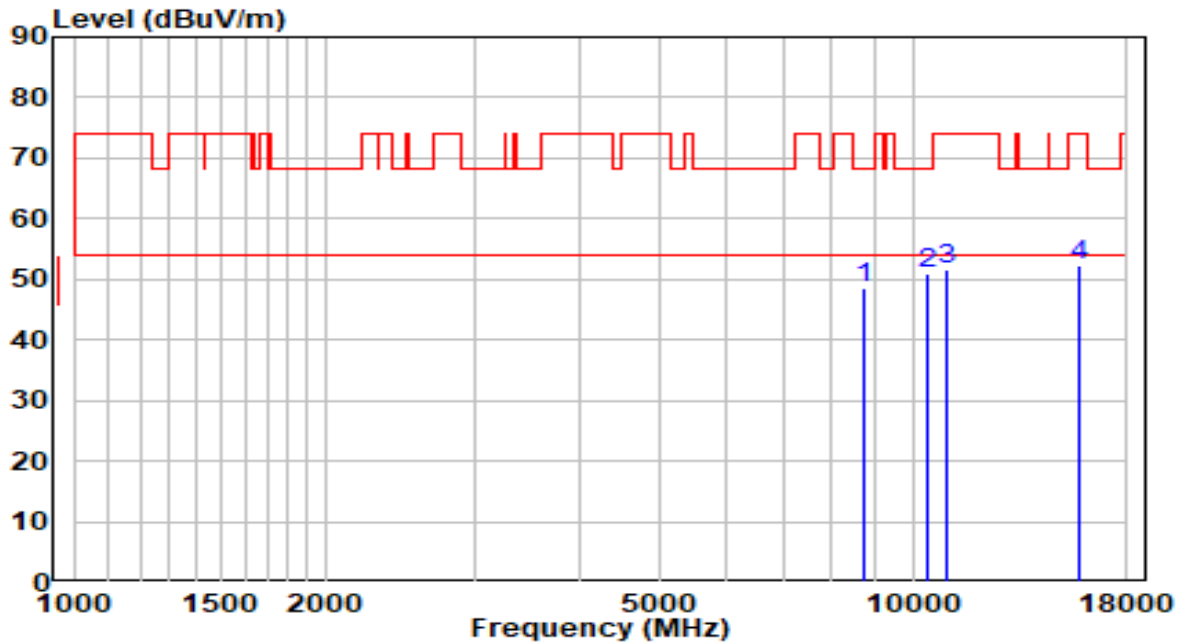


No	Frequency (MHz)	Reading (dBuV)	C.F (dB)	Measurement (dBuV/m)	Margin (dB)	Limit (dBuV/m)	Remark (QP/PK/AV)
1	8922.000	34.44	13.49	47.93	-20.27	68.20	Peak
2	* 10367.000	34.61	16.62	51.22	-16.98	68.20	Peak
3	11489.000	32.57	18.44	51.01	-22.99	74.00	Peak
4	15501.000	29.10	21.45	50.55	-23.45	74.00	Peak

Note:

- "*", means this data is the worst emission level.
- C.F (Correction Factor) = Antenna Factor (dB)+ Cable Loss (dB)– Preamplifier(dB).
- Measurement(dBuV/m) = Reading(dBuV) + C.F (Correction Factor).
- The emission levels of other frequencies are very lower than the limit and not show in test report.

EUT	AP301	Date of Test	2020-10-17
Factor	BBHA 9120D	Temp. / Humidity	24.9°C/43.1%
Polarity	Horizontal	Site / Test Engineer	AC1 /Jay Chiu
Test Mode	Transmit by 802.11ac-VHT20 at Channel 5260MHz	Test Voltage	120V/60Hz

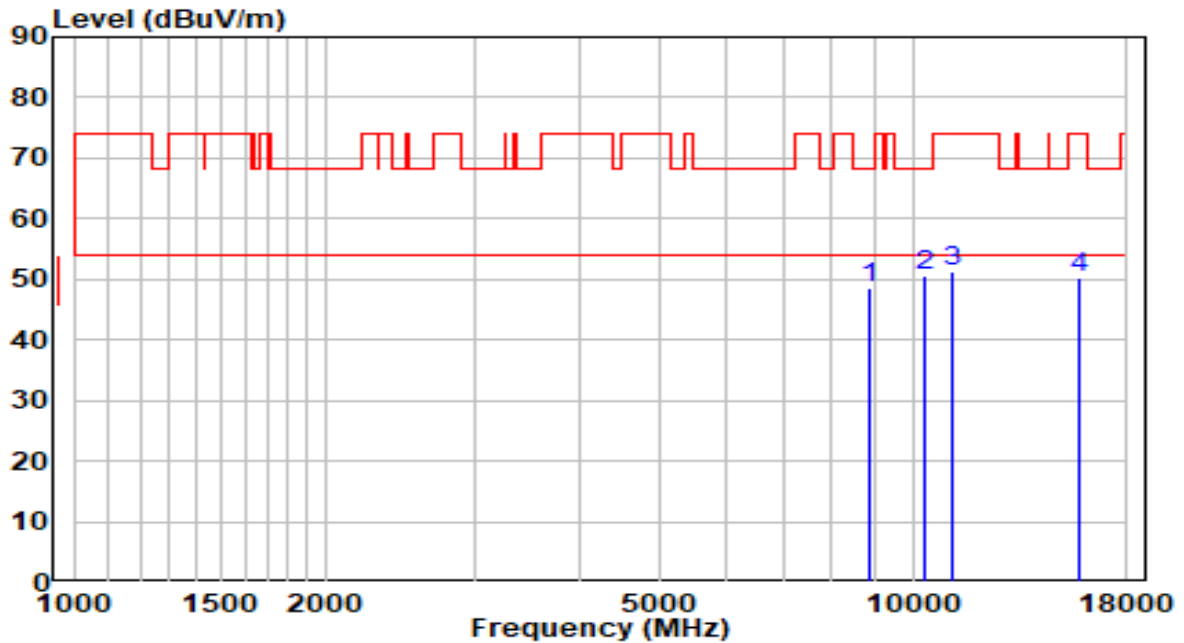


No	Frequency (MHz)	Reading (dBuV)	C.F (dB)	Measurement (dBuV/m)	Margin (dB)	Limit (dBuV/m)	Remark (QP/PK/AV)
1	8718.000	35.71	12.99	48.70	-19.50	68.20	Peak
2	* 10401.000	34.20	16.73	50.93	-17.27	68.20	Peak
3	10962.000	34.00	17.73	51.73	-22.27	74.00	Peak
4	15756.000	31.23	21.02	52.25	-21.75	74.00	Peak

Note:

- "*", means this data is the worst emission level.
- C.F (Correction Factor) = Antenna Factor (dB)+ Cable Loss (dB)– Preamplifier(dB).
- Measurement(dBuV/m) = Reading(dBuV) + C.F (Correction Factor).
- The emission levels of other frequencies are very lower than the limit and not show in test report.

EUT	AP301	Date of Test	2020-10-17
Factor	BBHA 9120D	Temp. / Humidity	24.9°C/43.1%
Polarity	Vertical	Site / Test Engineer	AC1 /Jay Chiu
Test Mode	Transmit by 802.11ac-VHT20 at Channel 5260MHz	Test Voltage	120V/60Hz

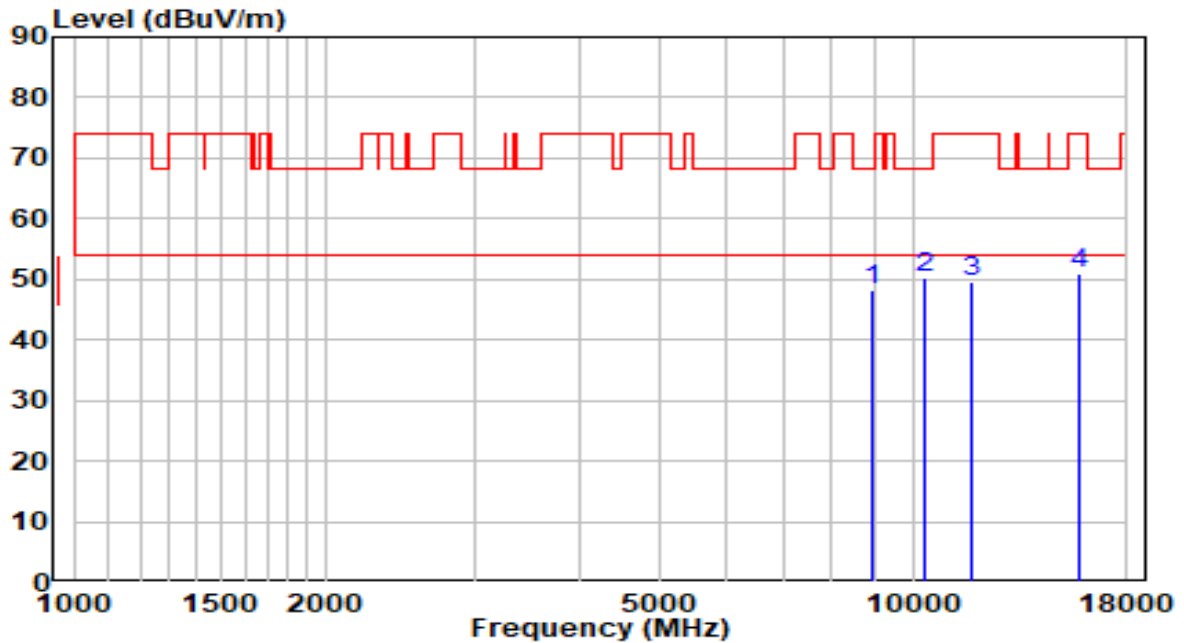


No	Frequency (MHz)	Reading (dBuV)	C.F (dB)	Measurement (dBuV/m)	Margin (dB)	Limit (dBuV/m)	Remark (QP/PK/AV)
1	8905.000	35.06	13.45	48.50	-19.70	68.20	Peak
2	* 10367.000	34.12	16.62	50.74	-17.46	68.20	Peak
3	11166.000	33.11	18.00	51.12	-22.88	74.00	Peak
4	15756.000	29.40	21.02	50.42	-23.58	74.00	Peak

Note:

- "*", means this data is the worst emission level.
- C.F (Correction Factor) = Antenna Factor (dB)+ Cable Loss (dB)– Preamplifier(dB).
- Measurement(dBuV/m) = Reading(dBuV) + C.F (Correction Factor).
- The emission levels of other frequencies are very lower than the limit and not show in test report.

EUT	AP301	Date of Test	2020-10-17
Factor	BBHA 9120D	Temp. / Humidity	24.9°C/43.1%
Polarity	Horizontal	Site / Test Engineer	AC1 /Jay Chiu
Test Mode	Transmit by 802.11ac-VHT20 at Channel 5300MHz	Test Voltage	120V/60Hz

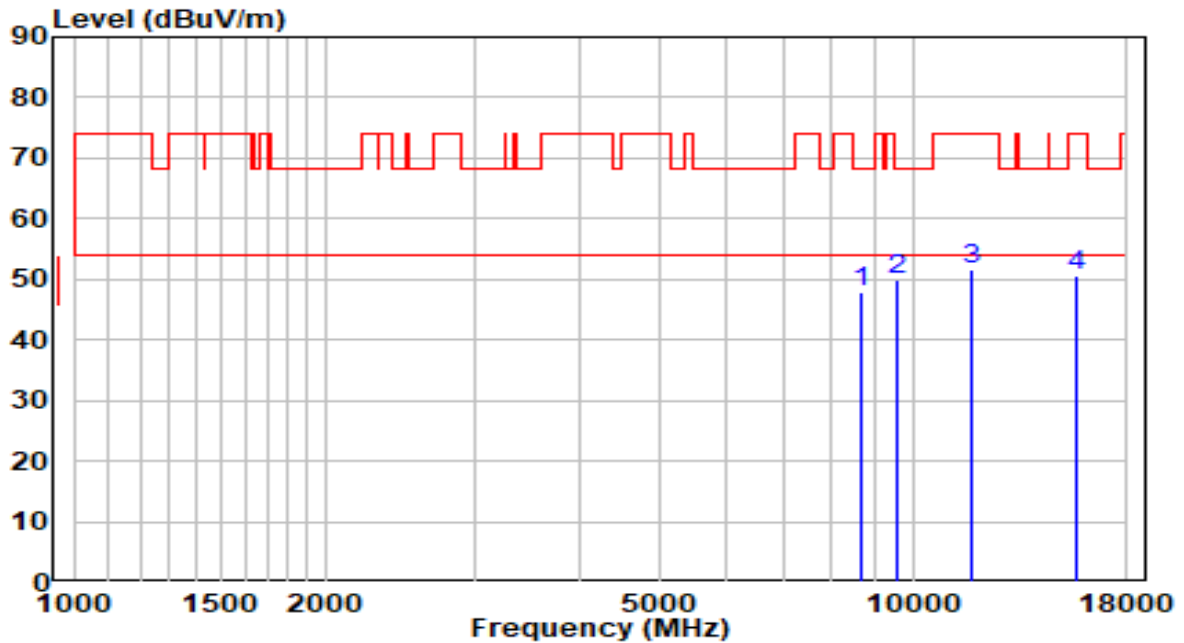


No	Frequency (MHz)	Reading (dBuV)	C.F (dB)	Measurement (dBuV/m)	Margin (dB)	Limit (dBuV/m)	Remark (QP/PK/AV)
1	8973.000	34.48	13.61	48.09	-20.11	68.20	Peak
2	* 10299.000	34.04	16.38	50.43	-17.77	68.20	Peak
3	11744.000	31.59	18.14	49.73	-24.27	74.00	Peak
4	15841.000	29.98	20.88	50.86	-23.14	74.00	Peak

Note:

- "*", means this data is the worst emission level.
- C.F (Correction Factor) = Antenna Factor (dB)+ Cable Loss (dB)– Preamplifier(dB).
- Measurement(dBuV/m) = Reading(dBuV) + C.F (Correction Factor).
- The emission levels of other frequencies are very lower than the limit and not show in test report.

EUT	AP301	Date of Test	2020-10-17
Factor	BBHA 9120D	Temp. / Humidity	24.9°C/43.1%
Polarity	Vertical	Site / Test Engineer	AC1 /Jay Chiu
Test Mode	Transmit by 802.11ac-VHT20 at Channel 5300MHz	Test Voltage	120V/60Hz

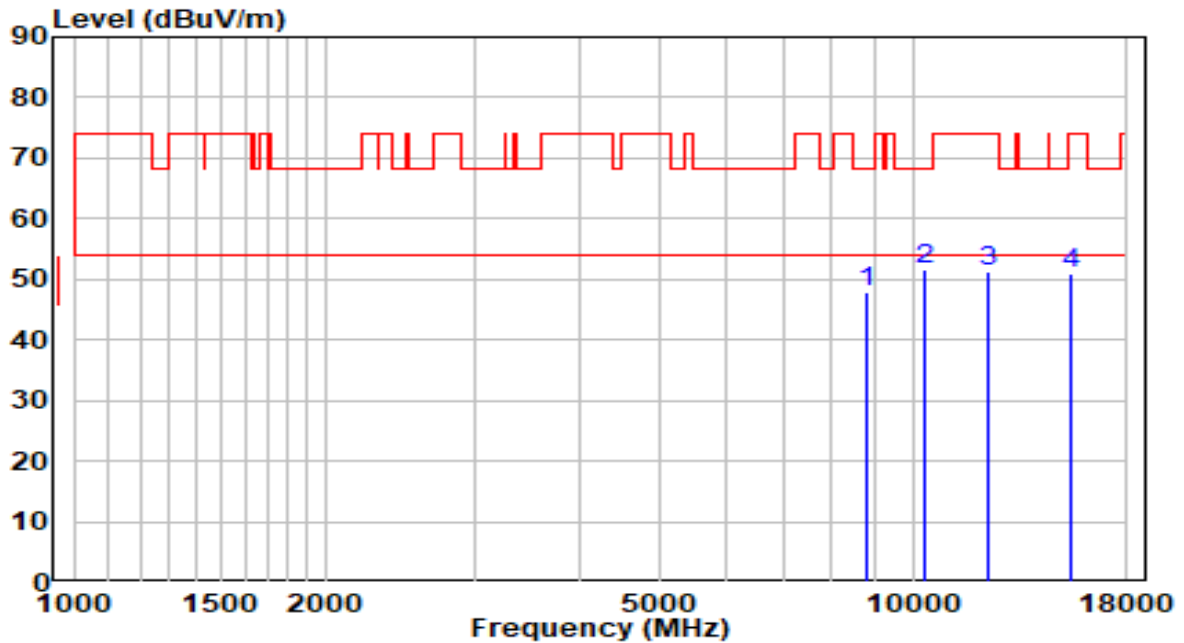


No	Frequency (MHz)	Reading (dBuV)	C.F (dB)	Measurement (dBuV/m)	Margin (dB)	Limit (dBuV/m)	Remark (QP/PK/AV)
1	8650.000	35.10	12.82	47.92	-20.28	68.20	Peak
2	* 9585.000	35.21	14.58	49.79	-18.41	68.20	Peak
3	11761.000	33.35	18.12	51.48	-22.52	74.00	Peak
4	15620.000	29.25	21.25	50.50	-23.50	74.00	Peak

Note:

1. " *", means this data is the worst emission level.
2. C.F (Correction Factor) = Antenna Factor (dB)+ Cable Loss (dB)– Preamplifier(dB).
3. Measurement(dBuV/m) = Reading(dBuV) + C.F (Correction Factor).
- 4.The emission levels of other frequencies are very lower than the limit and not show in test report.

EUT	AP301	Date of Test	2020-10-17
Factor	BBHA 9120D	Temp. / Humidity	24.9°C/43.1%
Polarity	Horizontal	Site / Test Engineer	AC1 /Jay Chiu
Test Mode	Transmit by 802.11ac-VHT20 at Channel 5320MHz	Test Voltage	120V/60Hz

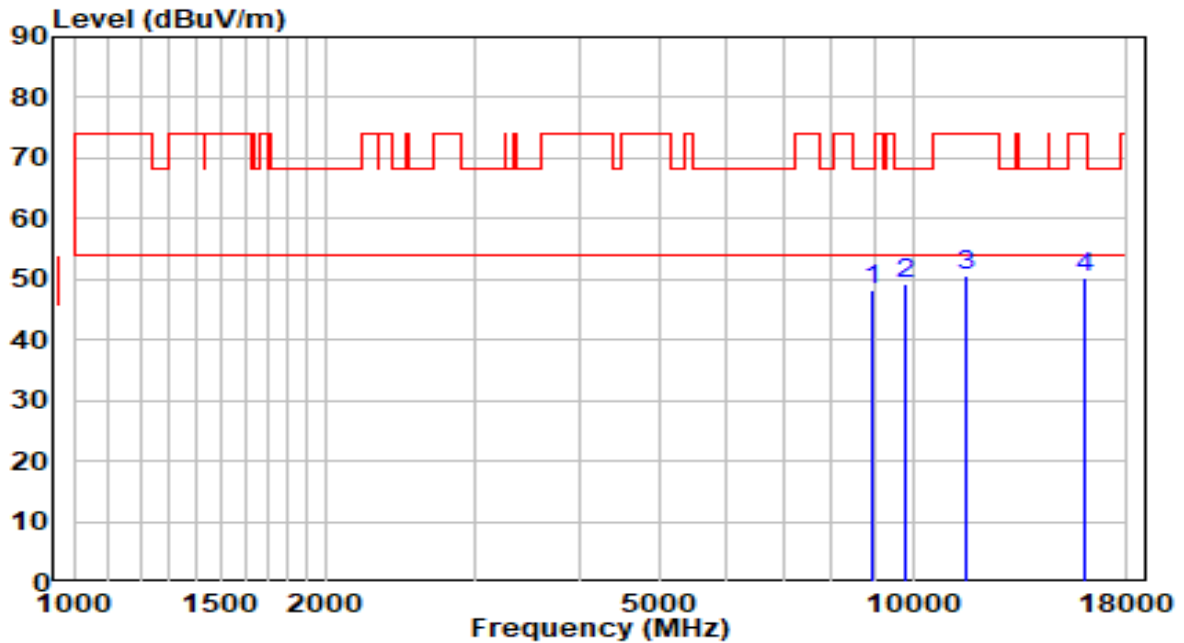


No	Frequency (MHz)	Reading (dBuV)	C.F (dB)	Measurement (dBuV/m)	Margin (dB)	Limit (dBuV/m)	Remark (QP/PK/AV)
1	8820.000	34.55	13.24	47.79	-20.41	68.20	Peak
2	* 10367.000	34.91	16.62	51.53	-16.67	68.20	Peak
3	12254.000	33.33	17.86	51.20	-22.80	74.00	Peak
4	15450.000	29.39	21.45	50.85	-23.15	74.00	Peak

Note:

- "*", means this data is the worst emission level.
- C.F (Correction Factor) = Antenna Factor (dB)+ Cable Loss (dB)– Preamplifier(dB).
- Measurement(dBuV/m) = Reading(dBuV) + C.F (Correction Factor).
- The emission levels of other frequencies are very lower than the limit and not show in test report.

EUT	AP301	Date of Test	2020-10-17
Factor	BBHA 9120D	Temp. / Humidity	24.9°C/43.1%
Polarity	Vertical	Site / Test Engineer	AC1 /Jay Chiu
Test Mode	Transmit by 802.11ac-VHT20 at Channel 5320MHz	Test Voltage	120V/60Hz

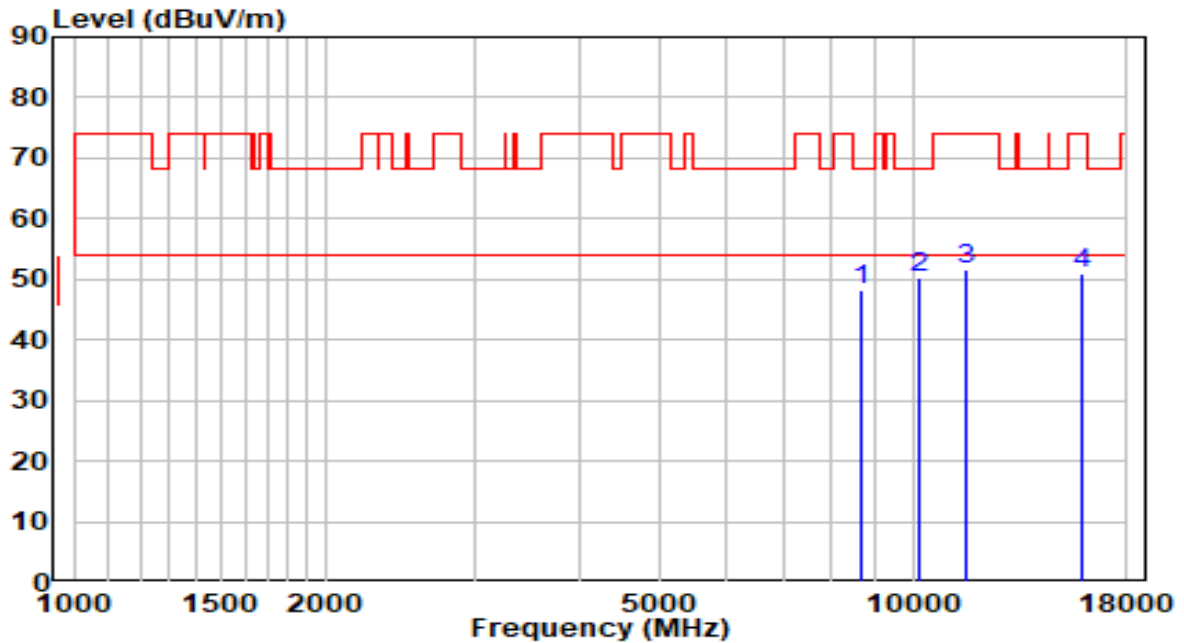


No	Frequency (MHz)	Reading (dBuV)	C.F (dB)	Measurement (dBuV/m)	Margin (dB)	Limit (dBuV/m)	Remark (QP/PK/AV)
1	8939.000	34.67	13.53	48.20	-20.00	68.20	Peak
2	* 9823.000	34.18	15.03	49.21	-18.99	68.20	Peak
3	11574.000	32.34	18.36	50.70	-23.30	74.00	Peak
4	16062.000	29.60	20.78	50.38	-23.62	74.00	Peak

Note:

- "*", means this data is the worst emission level.
- C.F (Correction Factor) = Antenna Factor (dB)+ Cable Loss (dB)– Preamplifier(dB).
- Measurement(dBuV/m) = Reading(dBuV) + C.F (Correction Factor).
- The emission levels of other frequencies are very lower than the limit and not show in test report.

EUT	AP301	Date of Test	2020-10-17
Factor	BBHA 9120D	Temp. / Humidity	24.9°C/43.1%
Polarity	Horizontal	Site / Test Engineer	AC1 /Jay Chiu
Test Mode	Transmit by 802.11ac-VHT20 at Channel 5500MHz	Test Voltage	120V/60Hz

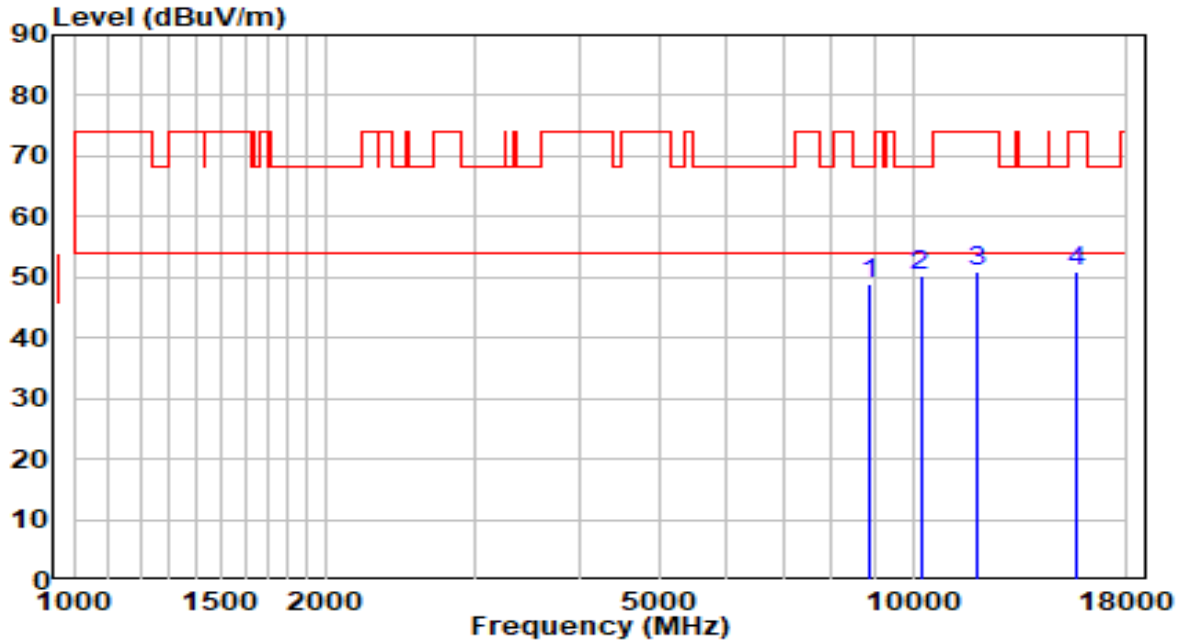


No	Frequency (MHz)	Reading (dBuV)	C.F (dB)	Measurement (dBuV/m)	Margin (dB)	Limit (dBuV/m)	Remark (QP/PK/AV)
1	8701.000	35.33	12.95	48.28	-19.92	68.20	Peak
2	* 10197.000	34.12	16.03	50.16	-18.04	68.20	Peak
3	11540.000	33.15	18.40	51.54	-22.46	74.00	Peak
4	15960.000	30.34	20.68	51.01	-22.99	74.00	Peak

Note:

- "*", means this data is the worst emission level.
- C.F (Correction Factor) = Antenna Factor (dB)+ Cable Loss (dB)– Preamplifier(dB).
- Measurement(dBuV/m) = Reading(dBuV) + C.F (Correction Factor).
- The emission levels of other frequencies are very lower than the limit and not show in test report.

EUT	AP301	Date of Test	2020-10-17
Factor	BBHA 9120D	Temp. / Humidity	24.9°C/43.1%
Polarity	Vertical	Site / Test Engineer	AC1 /Jay Chiu
Test Mode	Transmit by 802.11ac-VHT20 at Channel 5500MHz	Test Voltage	120V/60Hz

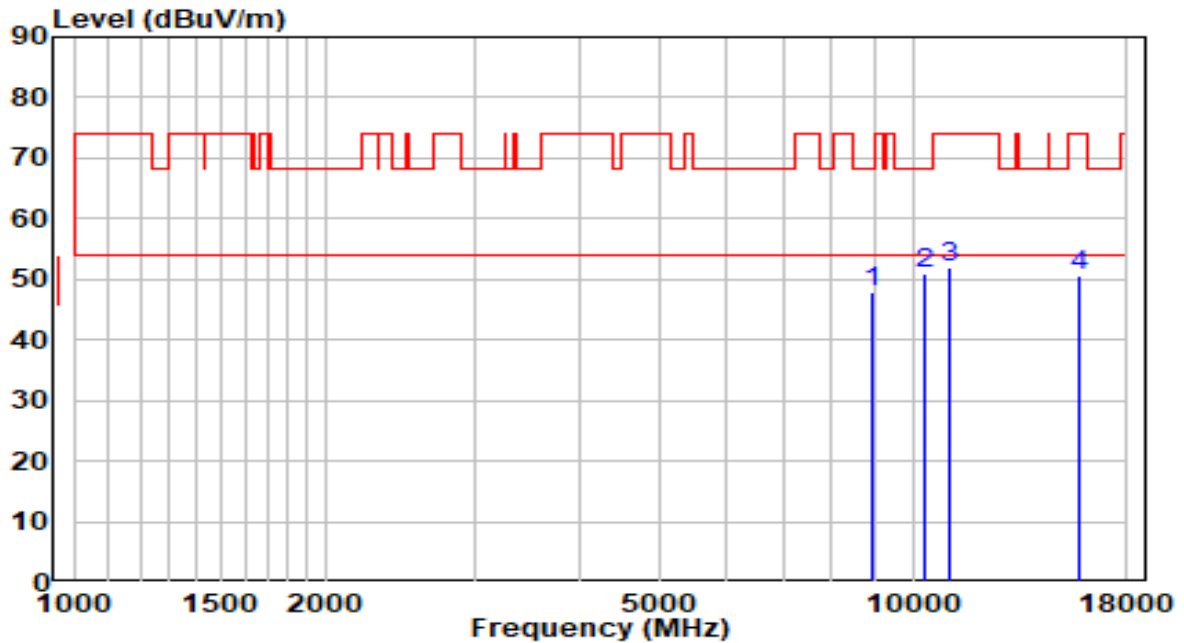


No	Frequency (MHz)	Reading (dBuV)	C.F (dB)	Measurement (dBuV/m)	Margin (dB)	Limit (dBuV/m)	Remark (QP/PK/AV)
1	8905.000	35.31	13.45	48.75	-19.45	68.20	Peak
2	* 10214.000	34.07	16.09	50.17	-18.03	68.20	Peak
3	11914.000	32.89	17.93	50.82	-23.18	74.00	Peak
4	15620.000	29.71	21.25	50.96	-23.04	74.00	Peak

Note:

- "*", means this data is the worst emission level.
- C.F (Correction Factor) = Antenna Factor (dB)+ Cable Loss (dB)– Preamplifier(dB).
- Measurement(dBuV/m) = Reading(dBuV) + C.F (Correction Factor).
- The emission levels of other frequencies are very lower than the limit and not show in test report.

EUT	AP301	Date of Test	2020-10-17
Factor	BBHA 9120D	Temp. / Humidity	24.9°C/43.1%
Polarity	Horizontal	Site / Test Engineer	AC1 /Jay Chiu
Test Mode	Transmit by 802.11ac-VHT20 at Channel 5580MHz	Test Voltage	120V/60Hz

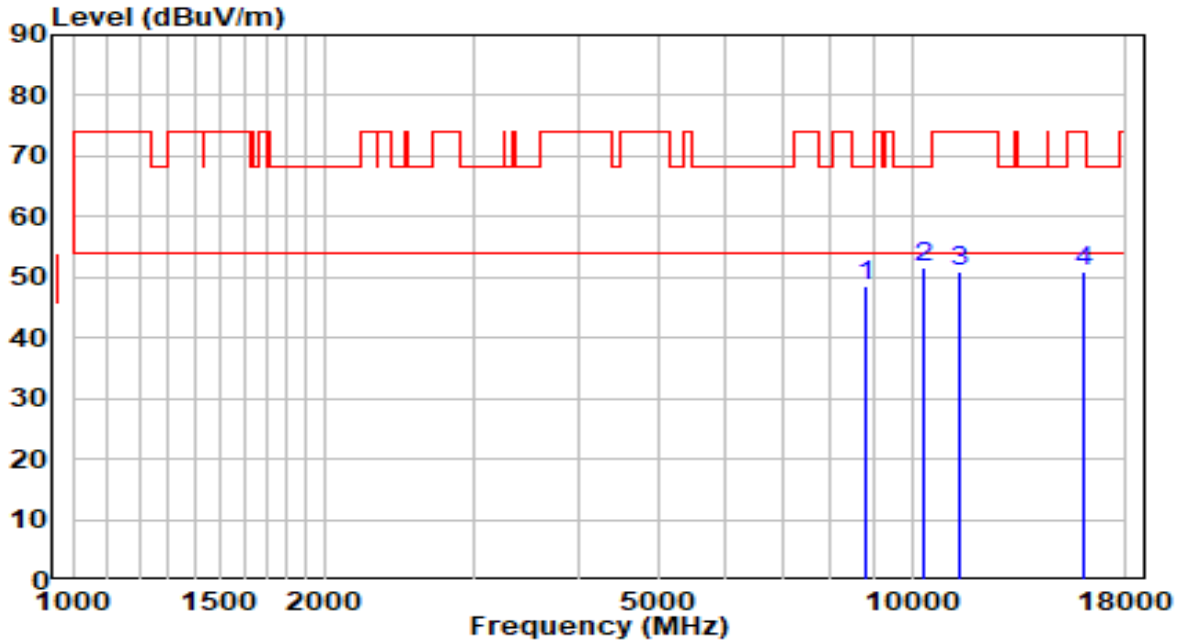


No	Frequency (MHz)	Reading (dBuV)	C.F (dB)	Measurement (dBuV/m)	Margin (dB)	Limit (dBuV/m)	Remark (QP/PK/AV)
1	8973.000	34.37	13.61	47.99	-20.21	68.20	Peak
2	* 10367.000	34.40	16.62	51.01	-17.19	68.20	Peak
3	11064.000	34.08	17.87	51.95	-22.05	74.00	Peak
4	15756.000	29.70	21.02	50.72	-23.28	74.00	Peak

Note:

- "*", means this data is the worst emission level.
- C.F (Correction Factor) = Antenna Factor (dB)+ Cable Loss (dB)– Preamplifier(dB).
- Measurement(dBuV/m) = Reading(dBuV) + C.F (Correction Factor).
- The emission levels of other frequencies are very lower than the limit and not show in test report.

EUT	AP301	Date of Test	2020-10-17
Factor	BBHA 9120D	Temp. / Humidity	24.9°C/43.1%
Polarity	Vertical	Site / Test Engineer	AC1 /Jay Chiu
Test Mode	Transmit by 802.11ac-VHT20 at Channel 5580MHz	Test Voltage	120V/60Hz

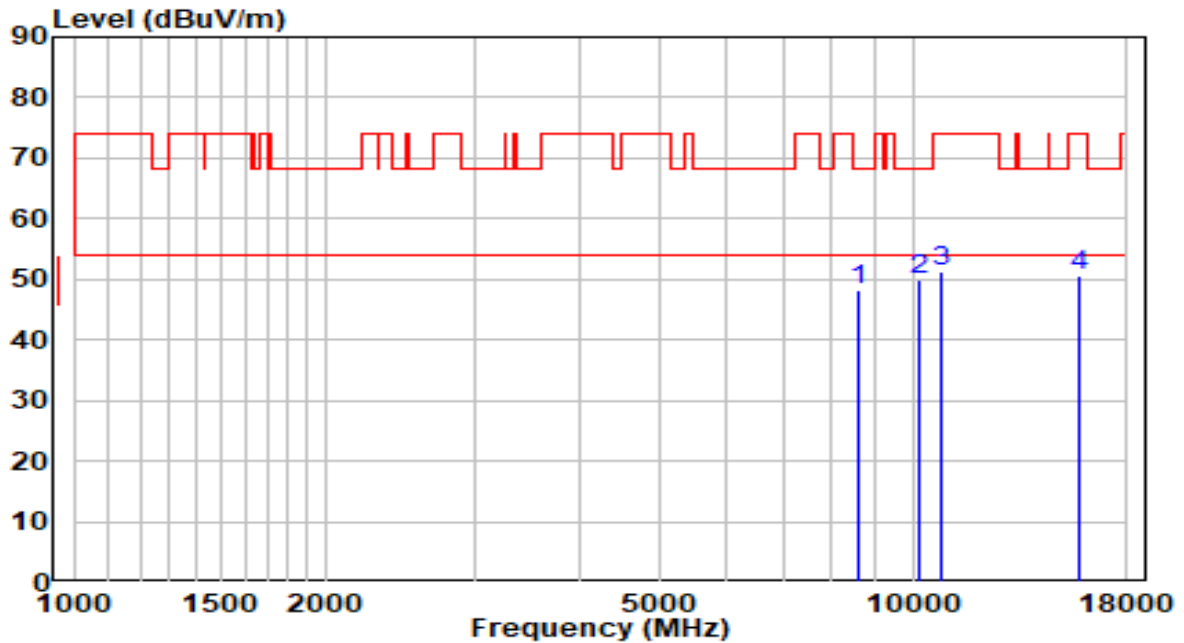


No	Frequency (MHz)	Reading (dBuV)	C.F (dB)	Measurement (dBuV/m)	Margin (dB)	Limit (dBuV/m)	Remark (QP/PK/AV)
1	8803.000	35.29	13.20	48.49	-19.71	68.20	Peak
2	* 10367.000	34.89	16.62	51.51	-16.69	68.20	Peak
3	11404.000	32.76	18.32	51.08	-22.92	74.00	Peak
4	16028.000	30.18	20.69	50.87	-23.13	74.00	Peak

Note:

- "*", means this data is the worst emission level.
- C.F (Correction Factor) = Antenna Factor (dB)+ Cable Loss (dB)– Preamplifier(dB).
- Measurement(dBuV/m) = Reading(dBuV) + C.F (Correction Factor).
- The emission levels of other frequencies are very lower than the limit and not show in test report.

EUT	AP301	Date of Test	2020-10-17
Factor	BBHA 9120D	Temp. / Humidity	24.9°C/43.1%
Polarity	Horizontal	Site / Test Engineer	AC1 /Jay Chiu
Test Mode	Transmit by 802.11ac-VHT20 at Channel 5700MHz	Test Voltage	120V/60Hz

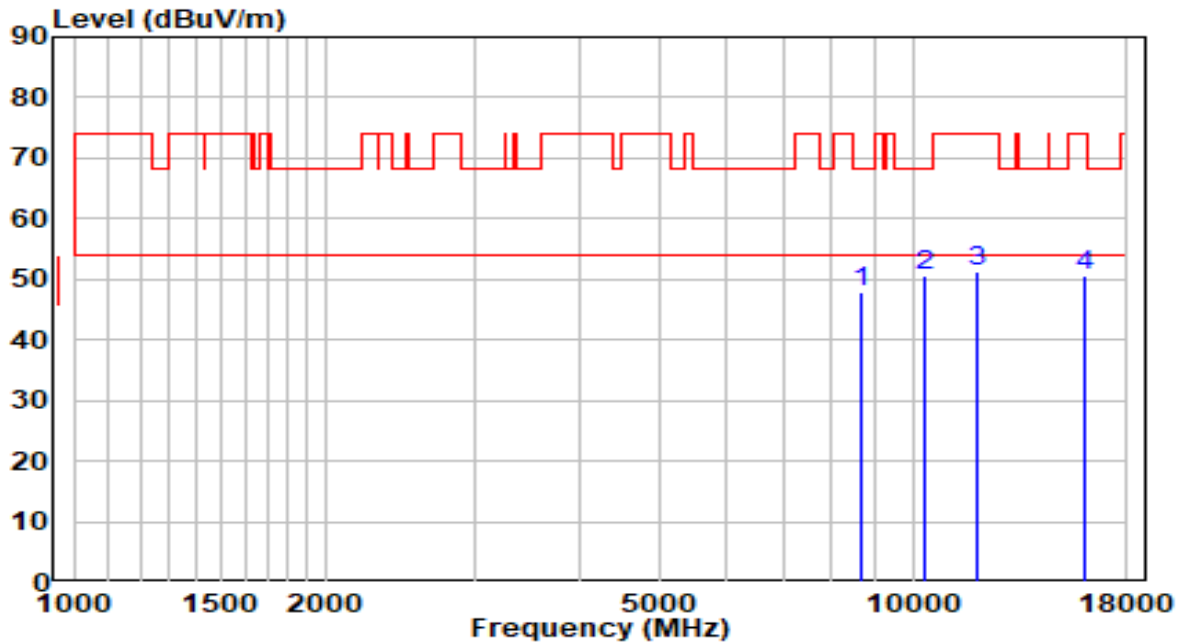


No	Frequency (MHz)	Reading (dBuV)	C.F (dB)	Measurement (dBuV/m)	Margin (dB)	Limit (dBuV/m)	Remark (QP/PK/AV)
1	8633.000	35.28	12.78	48.06	-20.14	68.20	Peak
2	* 10180.000	33.88	15.98	49.86	-18.34	68.20	Peak
3	10826.000	33.81	17.53	51.34	-22.66	74.00	Peak
4	15790.000	29.48	20.96	50.44	-23.56	74.00	Peak

Note:

- "*", means this data is the worst emission level.
- C.F (Correction Factor) = Antenna Factor (dB)+ Cable Loss (dB)– Preamplifier(dB).
- Measurement(dBuV/m) = Reading(dBuV) + C.F (Correction Factor).
- The emission levels of other frequencies are very lower than the limit and not show in test report.

EUT	AP301	Date of Test	2020-10-17
Factor	BBHA 9120D	Temp. / Humidity	24.9°C/43.1%
Polarity	Vertical	Site / Test Engineer	AC1 /Jay Chiu
Test Mode	Transmit by 802.11ac-VHT20 at Channel 5700MHz	Test Voltage	120V/60Hz

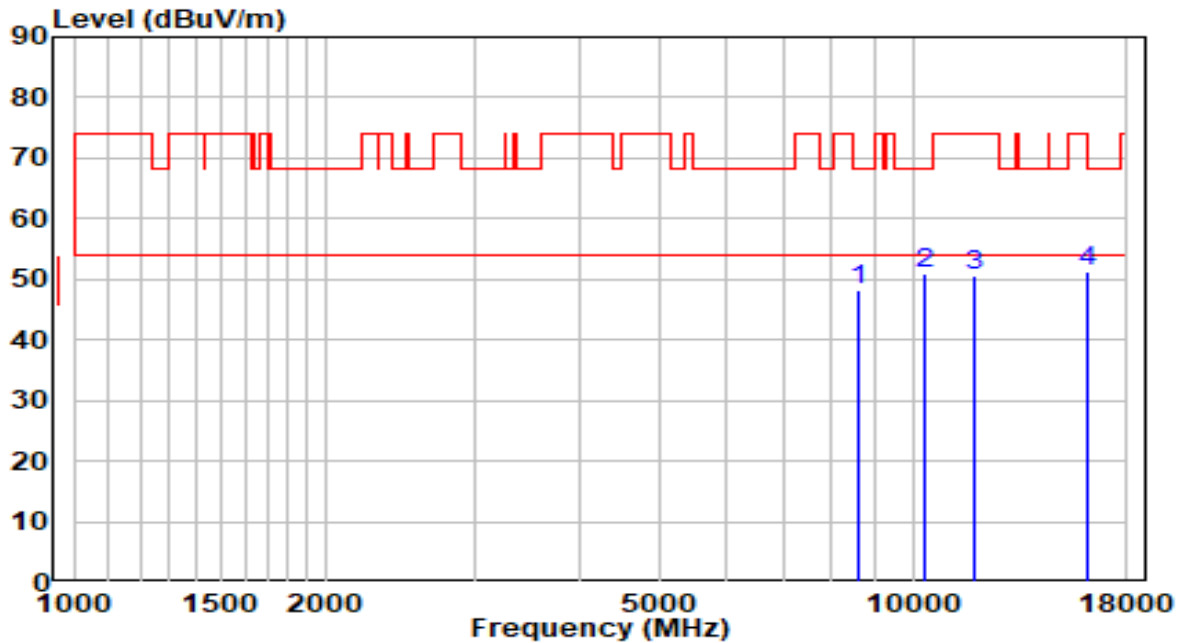


No	Frequency (MHz)	Reading (dBuV)	C.F (dB)	Measurement (dBuV/m)	Margin (dB)	Limit (dBuV/m)	Remark (QP/PK/AV)
1	8701.000	35.06	12.95	48.01	-20.19	68.20	Peak
2	* 10367.000	34.15	16.62	50.76	-17.44	68.20	Peak
3	11931.000	33.29	17.91	51.20	-22.80	74.00	Peak
4	16062.000	29.95	20.78	50.73	-23.27	74.00	Peak

Note:

- "*", means this data is the worst emission level.
- C.F (Correction Factor) = Antenna Factor (dB)+ Cable Loss (dB)– Preamplifier(dB).
- Measurement(dBuV/m) = Reading(dBuV) + C.F (Correction Factor).
- The emission levels of other frequencies are very lower than the limit and not show in test report.

EUT	AP301	Date of Test	2020-10-17
Factor	BBHA 9120D	Temp. / Humidity	24.9°C/43.1%
Polarity	Horizontal	Site / Test Engineer	AC1 /Jay Chiu
Test Mode	Transmit by 802.11ac-VHT20 at Channel 5720MHz	Test Voltage	120V/60Hz

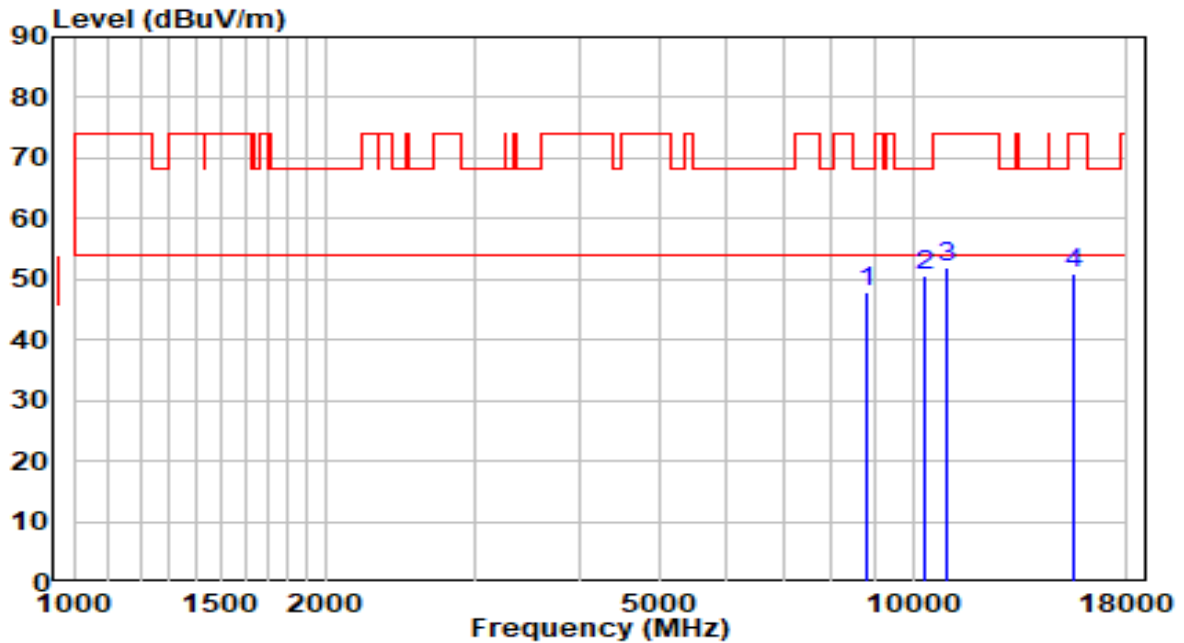


No	Frequency (MHz)	Reading (dBuV)	C.F (dB)	Measurement (dBuV/m)	Margin (dB)	Limit (dBuV/m)	Remark (QP/PK/AV)
1	8616.000	35.64	12.74	48.38	-19.82	68.20	Peak
2	* 10367.000	34.30	16.62	50.92	-17.28	68.20	Peak
3	11812.000	32.63	18.06	50.69	-23.31	74.00	Peak
4	16096.000	30.31	20.87	51.18	-22.82	74.00	Peak

Note:

- "*", means this data is the worst emission level.
- C.F (Correction Factor) = Antenna Factor (dB)+ Cable Loss (dB)– Preamplifier(dB).
- Measurement(dBuV/m) = Reading(dBuV) + C.F (Correction Factor).
- The emission levels of other frequencies are very lower than the limit and not show in test report.

EUT	AP301	Date of Test	2020-10-17
Factor	BBHA 9120D	Temp. / Humidity	24.9°C/43.1%
Polarity	Vertical	Site / Test Engineer	AC1 /Jay Chiu
Test Mode	Transmit by 802.11ac-VHT20 at Channel 5720MHz	Test Voltage	120V/60Hz

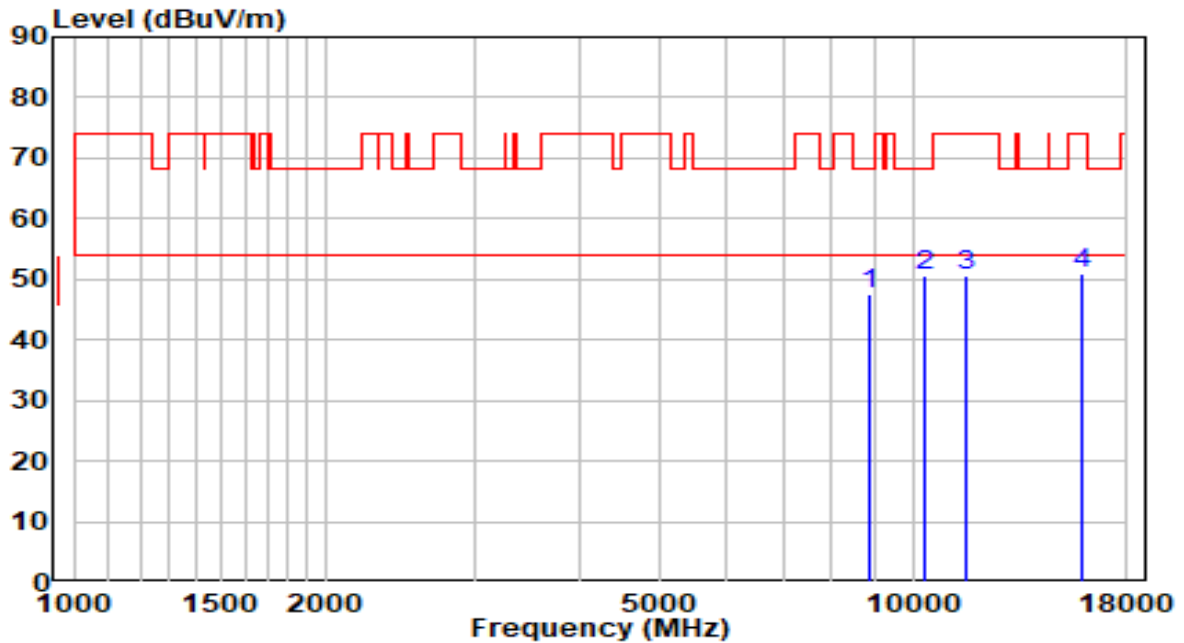


No		Frequency (MHz)	Reading (dBuV)	C.F (dB)	Measurement (dBuV/m)	Margin (dB)	Limit (dBuV/m)	Remark (QP/PK/AV)
1		8820.000	34.71	13.24	47.95	-20.25	68.20	Peak
2	*	10367.000	33.98	16.62	50.60	-17.60	68.20	Peak
3	0.00	10996.000	34.31	17.77	52.08	-21.92	74.00	Peak
4	0.00	15603.000	29.65	21.28	50.93	-23.07	74.00	Peak

Note:

- "*", means this data is the worst emission level.
- C.F (Correction Factor) = Antenna Factor (dB)+ Cable Loss (dB)– Preamplifier(dB).
- Measurement(dBuV/m) = Reading(dBuV) + C.F (Correction Factor).
- The emission levels of other frequencies are very lower than the limit and not show in test report.

EUT	AP301	Date of Test	2020-10-17
Factor	BBHA 9120D	Temp. / Humidity	24.9°C/43.1%
Polarity	Horizontal	Site / Test Engineer	AC1 /Jay Chiu
Test Mode	Transmit by 802.11ac-VHT20 at Channel 5745MHz	Test Voltage	120V/60Hz

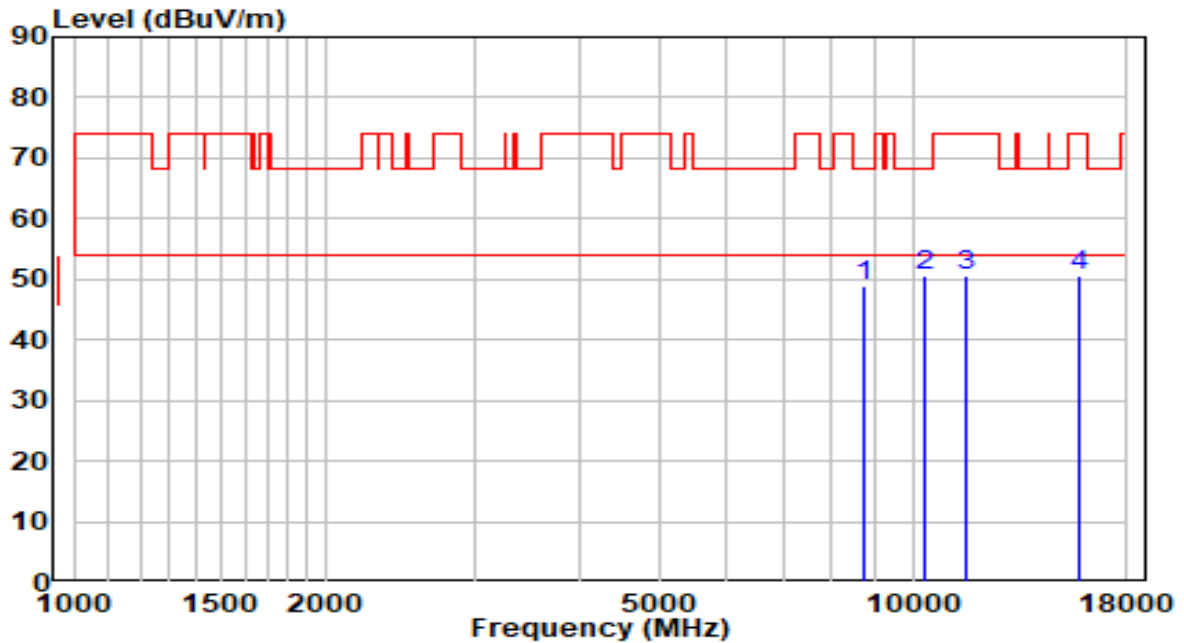


No	Frequency (MHz)	Reading (dBuV)	C.F (dB)	Measurement (dBuV/m)	Margin (dB)	Limit (dBuV/m)	Remark (QP/PK/AV)
1	8871.000	34.30	13.36	47.67	-20.53	68.20	Peak
2	* 10367.000	33.87	16.62	50.48	-17.72	68.20	Peak
3	11591.000	32.30	18.34	50.63	-23.37	74.00	Peak
4	15909.000	30.20	20.76	50.96	-23.04	74.00	Peak

Note:

- "*", means this data is the worst emission level.
- C.F (Correction Factor) = Antenna Factor (dB)+ Cable Loss (dB)– Preamplifier(dB).
- Measurement(dBuV/m) = Reading(dBuV) + C.F (Correction Factor).
- The emission levels of other frequencies are very lower than the limit and not show in test report.

EUT	AP301	Date of Test	2020-10-17
Factor	BBHA 9120D	Temp. / Humidity	24.9°C/43.1%
Polarity	Vertical	Site / Test Engineer	AC1 /Jay Chiu
Test Mode	Transmit by 802.11ac-VHT20 at Channel 5745MHz	Test Voltage	120V/60Hz

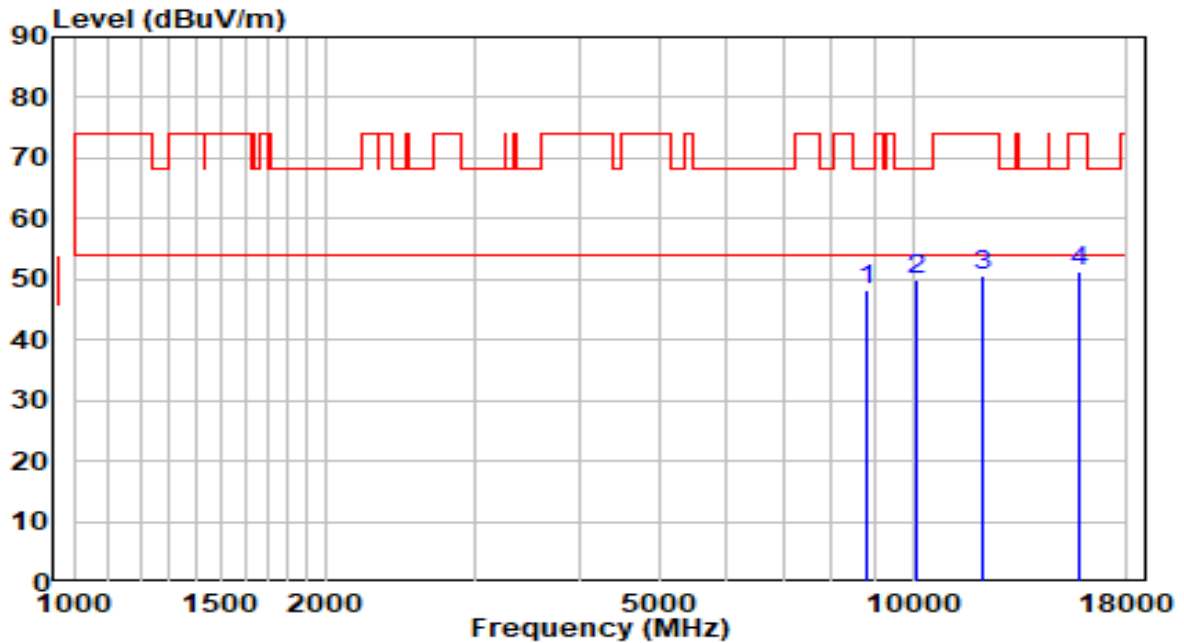


No	Frequency (MHz)	Reading (dBuV)	C.F (dB)	Measurement (dBuV/m)	Margin (dB)	Limit (dBuV/m)	Remark (QP/PK/AV)
1	8752.000	35.77	13.07	48.84	-19.36	68.20	Peak
2	* 10367.000	34.08	16.62	50.70	-17.50	68.20	Peak
3	11608.000	32.32	18.31	50.63	-23.37	74.00	Peak
4	15841.000	29.80	20.88	50.68	-23.32	74.00	Peak

Note:

- "*", means this data is the worst emission level.
- C.F (Correction Factor) = Antenna Factor (dB)+ Cable Loss (dB)– Preamplifier(dB).
- Measurement(dBuV/m) = Reading(dBuV) + C.F (Correction Factor).
- The emission levels of other frequencies are very lower than the limit and not show in test report.

EUT	AP301	Date of Test	2020-10-17
Factor	BBHA 9120D	Temp. / Humidity	24.9°C/43.1%
Polarity	Horizontal	Site / Test Engineer	AC1 /Jay Chiu
Test Mode	Transmit by 802.11ac-VHT20 at Channel 5785MHz	Test Voltage	120V/60Hz

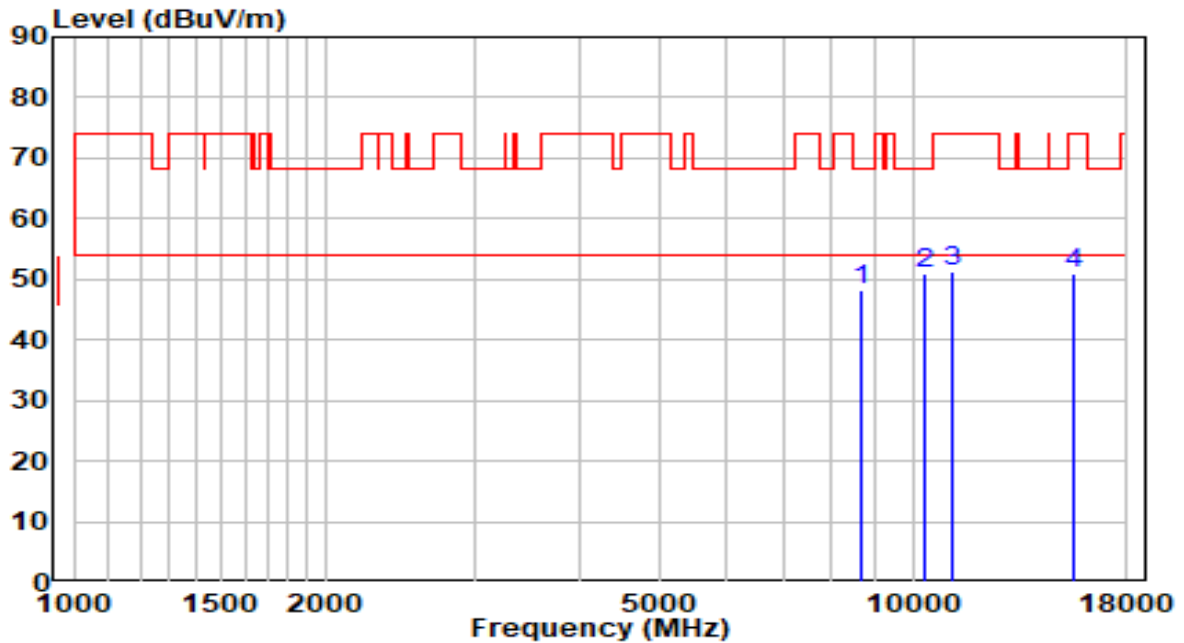


No	Frequency (MHz)	Reading (dBuV)	C.F (dB)	Measurement (dBuV/m)	Margin (dB)	Limit (dBuV/m)	Remark (QP/PK/AV)
1	8837.000	34.95	13.28	48.23	-19.97	68.20	Peak
2	* 10112.000	34.28	15.74	50.03	-18.17	68.20	Peak
3	12152.000	32.89	17.85	50.74	-23.26	74.00	Peak
4	15790.000	30.25	20.96	51.21	-22.79	74.00	Peak

Note:

- "*", means this data is the worst emission level.
- C.F (Correction Factor) = Antenna Factor (dB)+ Cable Loss (dB)– Preamplifier(dB).
- Measurement(dBuV/m) = Reading(dBuV) + C.F (Correction Factor).
- The emission levels of other frequencies are very lower than the limit and not show in test report.

EUT	AP301	Date of Test	2020-10-17
Factor	BBHA 9120D	Temp. / Humidity	24.9°C/43.1%
Polarity	Vertical	Site / Test Engineer	AC1 /Jay Chiu
Test Mode	Transmit by 802.11ac-VHT20 at Channel 5785MHz	Test Voltage	120V/60Hz

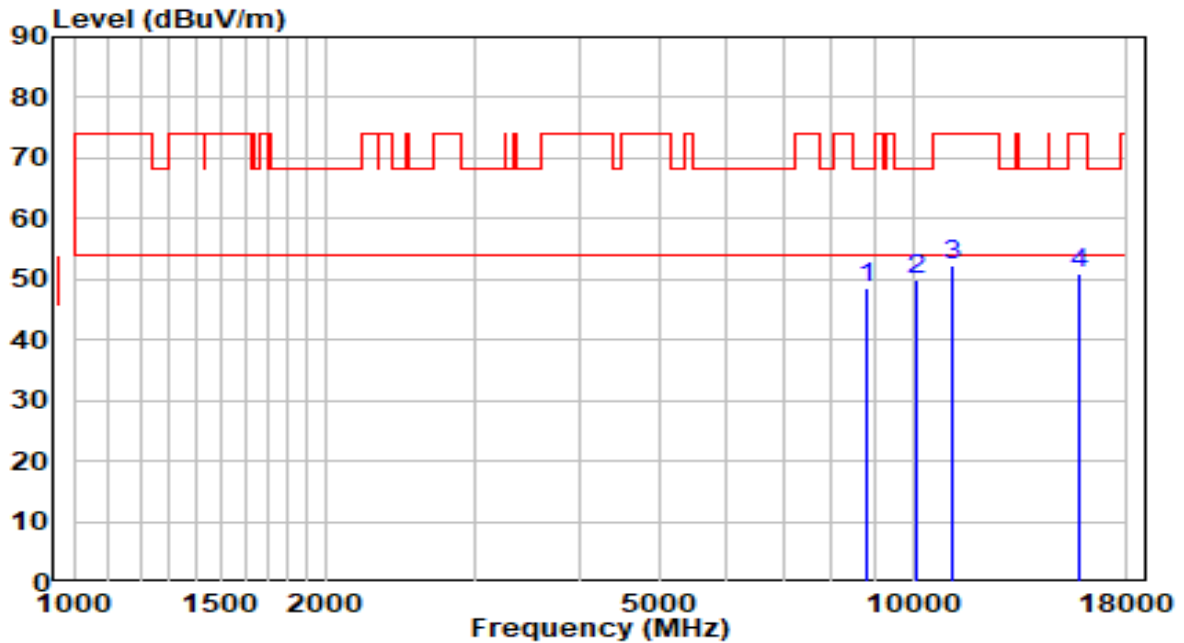


No	Frequency (MHz)	Reading (dBuV)	C.F (dB)	Measurement (dBuV/m)	Margin (dB)	Limit (dBuV/m)	Remark (QP/PK/AV)
1	8650.000	35.29	12.82	48.11	-20.09	68.20	Peak
2	* 10367.000	34.41	16.62	51.03	-17.17	68.20	Peak
3	11115.000	33.38	17.93	51.32	-22.68	74.00	Peak
4	15586.000	29.66	21.31	50.97	-23.03	74.00	Peak

Note:

1. " *", means this data is the worst emission level.
2. C.F (Correction Factor) = Antenna Factor (dB)+ Cable Loss (dB)– Preamplifier(dB).
3. Measurement(dBuV/m) = Reading(dBuV) + C.F (Correction Factor).
- 4.The emission levels of other frequencies are very lower than the limit and not show in test report.

EUT	AP301	Date of Test	2020-10-17
Factor	BBHA 9120D	Temp. / Humidity	24.9°C/43.1%
Polarity	Horizontal	Site / Test Engineer	AC1 /Jay Chiu
Test Mode	Transmit by 802.11ac-VHT20 at Channel 5825MHz	Test Voltage	120V/60Hz

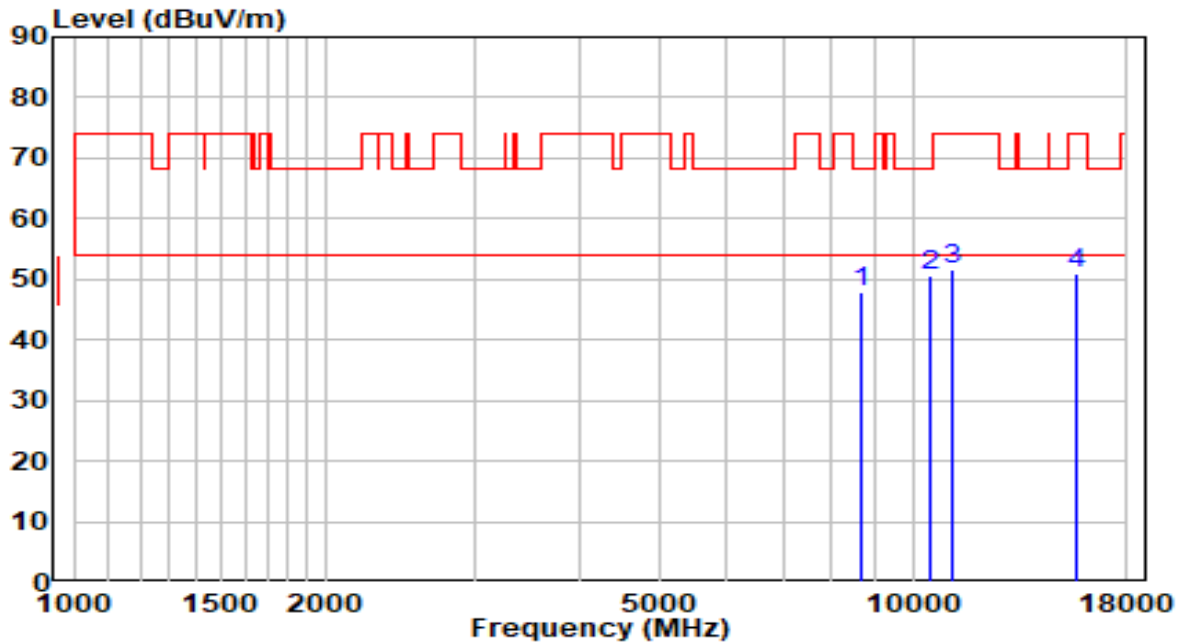


No	Frequency (MHz)	Reading (dBuV)	C.F (dB)	Measurement (dBuV/m)	Margin (dB)	Limit (dBuV/m)	Remark (QP/PK/AV)
1	8803.000	35.31	13.20	48.51	-19.69	68.20	Peak
2	* 10129.000	34.27	15.80	50.07	-18.13	68.20	Peak
3	11115.000	34.32	17.93	52.26	-21.74	74.00	Peak
4	15824.000	29.94	20.91	50.84	-23.16	74.00	Peak

Note:

- "*", means this data is the worst emission level.
- C.F (Correction Factor) = Antenna Factor (dB)+ Cable Loss (dB)– Preamplifier(dB).
- Measurement(dBuV/m) = Reading(dBuV) + C.F (Correction Factor).
- The emission levels of other frequencies are very lower than the limit and not show in test report.

EUT	AP301	Date of Test	2020-10-17
Factor	BBHA 9120D	Temp. / Humidity	24.9°C/43.1%
Polarity	Vertical	Site / Test Engineer	AC1 /Jay Chiu
Test Mode	Transmit by 802.11ac-VHT20 at Channel 5825MHz	Test Voltage	120V/60Hz

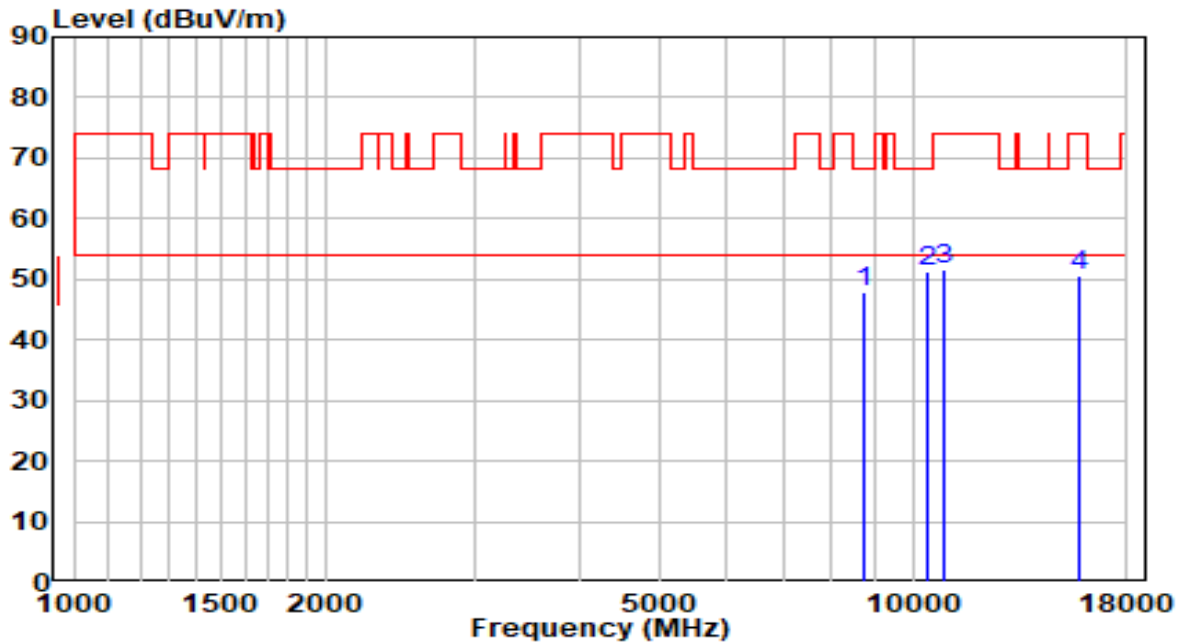


No	Frequency (MHz)	Reading (dBuV)	C.F (dB)	Measurement (dBuV/m)	Margin (dB)	Limit (dBuV/m)	Remark (QP/PK/AV)
1	8701.000	35.10	12.95	48.05	-20.15	68.20	Peak
2	* 10486.000	33.60	17.02	50.62	-17.58	68.20	Peak
3	11132.000	33.77	17.96	51.72	-22.28	74.00	Peak
4	15620.000	29.60	21.25	50.85	-23.15	74.00	Peak

Note:

- "*", means this data is the worst emission level.
- C.F (Correction Factor) = Antenna Factor (dB)+ Cable Loss (dB)– Preamplifier(dB).
- Measurement(dBuV/m) = Reading(dBuV) + C.F (Correction Factor).
- The emission levels of other frequencies are very lower than the limit and not show in test report.

EUT	AP301	Date of Test	2020-10-17
Factor	BBHA 9120D	Temp. / Humidity	24.9°C/43.1%
Polarity	Horizontal	Site / Test Engineer	AC1 /Jay Chiu
Test Mode	Transmit by 802.11ac-VHT40 at Channel 5190MHz	Test Voltage	120V/60Hz

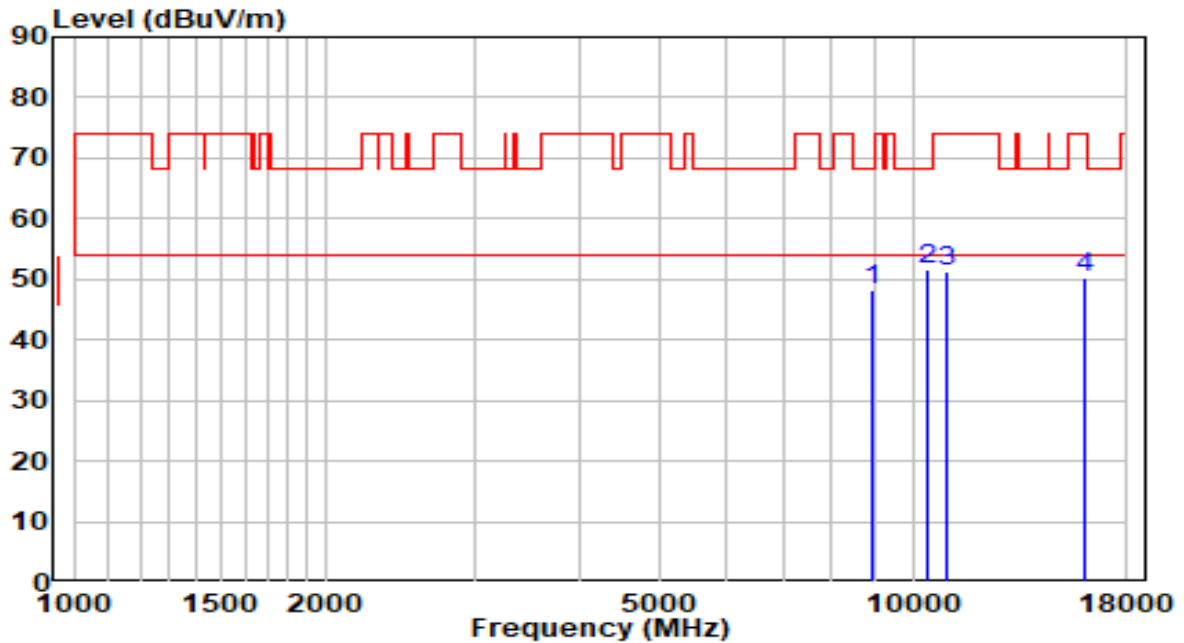


No	Frequency (MHz)	Reading (dBuV)	C.F (dB)	Measurement (dBuV/m)	Margin (dB)	Limit (dBuV/m)	Remark (QP/PK/AV)
1	8718.000	34.80	12.99	47.79	-20.41	68.20	Peak
2	* 10384.000	34.69	16.67	51.37	-16.83	68.20	Peak
3	10860.000	34.08	17.58	51.66	-22.34	74.00	Peak
4	15841.000	29.80	20.88	50.68	-23.32	74.00	Peak

Note:

- "*", means this data is the worst emission level.
- C.F (Correction Factor) = Antenna Factor (dB)+ Cable Loss (dB)– Preamplifier(dB).
- Measurement(dBuV/m) = Reading(dBuV) + C.F (Correction Factor).
- The emission levels of other frequencies are very lower than the limit and not show in test report.

EUT	AP301	Date of Test	2020-10-17
Factor	BBHA 9120D	Temp. / Humidity	24.9°C/43.1%
Polarity	Vertical	Site / Test Engineer	AC1 /Jay Chiu
Test Mode	Transmit by 802.11ac-VHT40 at Channel 5190MHz	Test Voltage	120V/60Hz

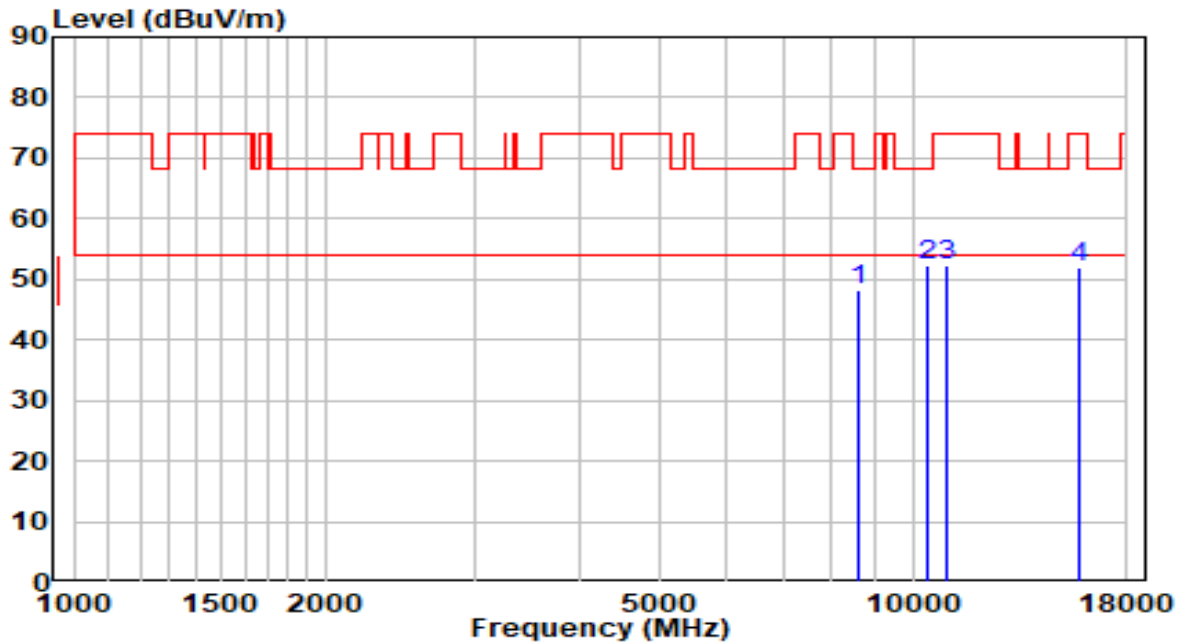


No	Frequency (MHz)	Reading (dBuV)	C.F (dB)	Measurement (dBuV/m)	Margin (dB)	Limit (dBuV/m)	Remark (QP/PK/AV)
1	8939.000	34.76	13.53	48.29	-19.91	68.20	Peak
2	* 10384.000	34.86	16.67	51.53	-16.67	68.20	Peak
3	10996.000	33.41	17.77	51.18	-22.82	74.00	Peak
4	16062.000	29.65	20.78	50.43	-23.57	74.00	Peak

Note:

- "*", means this data is the worst emission level.
- C.F (Correction Factor) = Antenna Factor (dB)+ Cable Loss (dB)– Preamplifier(dB).
- Measurement(dBuV/m) = Reading(dBuV) + C.F (Correction Factor).
- The emission levels of other frequencies are very lower than the limit and not show in test report.

EUT	AP301	Date of Test	2020-10-17
Factor	BBHA 9120D	Temp. / Humidity	24.9°C/43.1%
Polarity	Horizontal	Site / Test Engineer	AC1 /Jay Chiu
Test Mode	Transmit by 802.11ac-VHT40 at Channel 5230MHz	Test Voltage	120V/60Hz

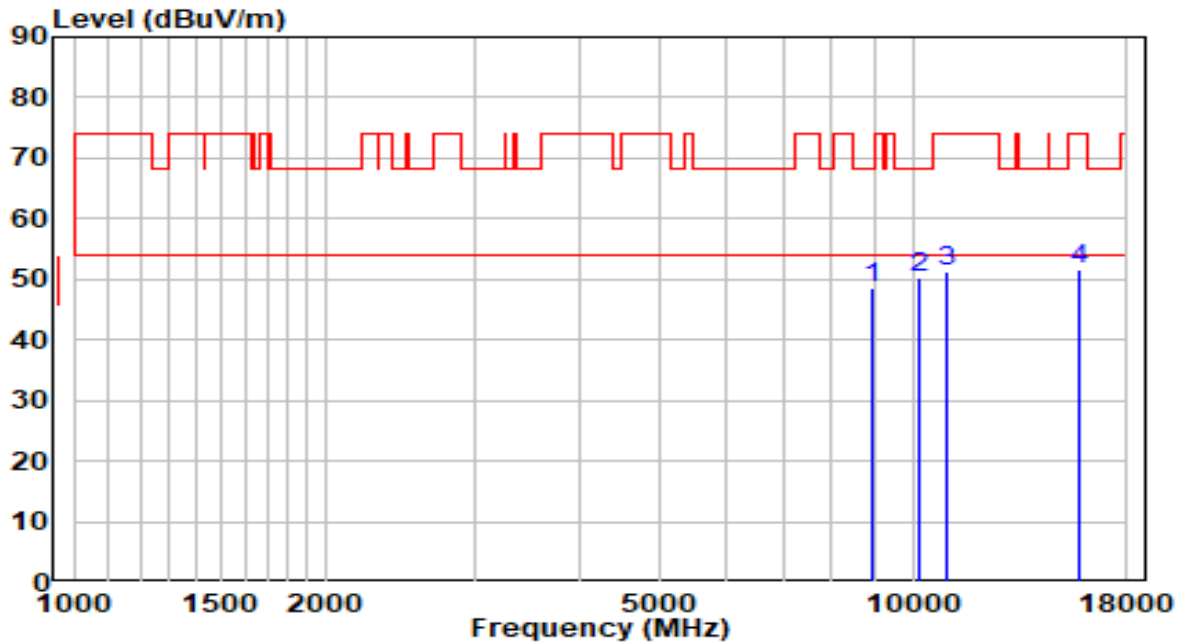


No	Frequency (MHz)	Reading (dBuV)	C.F (dB)	Measurement (dBuV/m)	Margin (dB)	Limit (dBuV/m)	Remark (QP/PK/AV)
1	8599.000	35.43	12.70	48.12	-20.08	68.20	Peak
2	* 10384.000	35.54	16.67	52.21	-15.99	68.20	Peak
3	10979.000	34.52	17.75	52.27	-21.73	74.00	Peak
4	15841.000	30.99	20.88	51.87	-22.13	74.00	Peak

Note:

- "*", means this data is the worst emission level.
- C.F (Correction Factor) = Antenna Factor (dB)+ Cable Loss (dB)– Preamplifier(dB).
- Measurement(dBuV/m) = Reading(dBuV) + C.F (Correction Factor).
- The emission levels of other frequencies are very lower than the limit and not show in test report.

EUT	AP301	Date of Test	2020-10-17
Factor	BBHA 9120D	Temp. / Humidity	24.9°C/43.1%
Polarity	Vertical	Site / Test Engineer	AC1 /Jay Chiu
Test Mode	Transmit by 802.11ac-VHT40 at Channel 5230MHz	Test Voltage	120V/60Hz

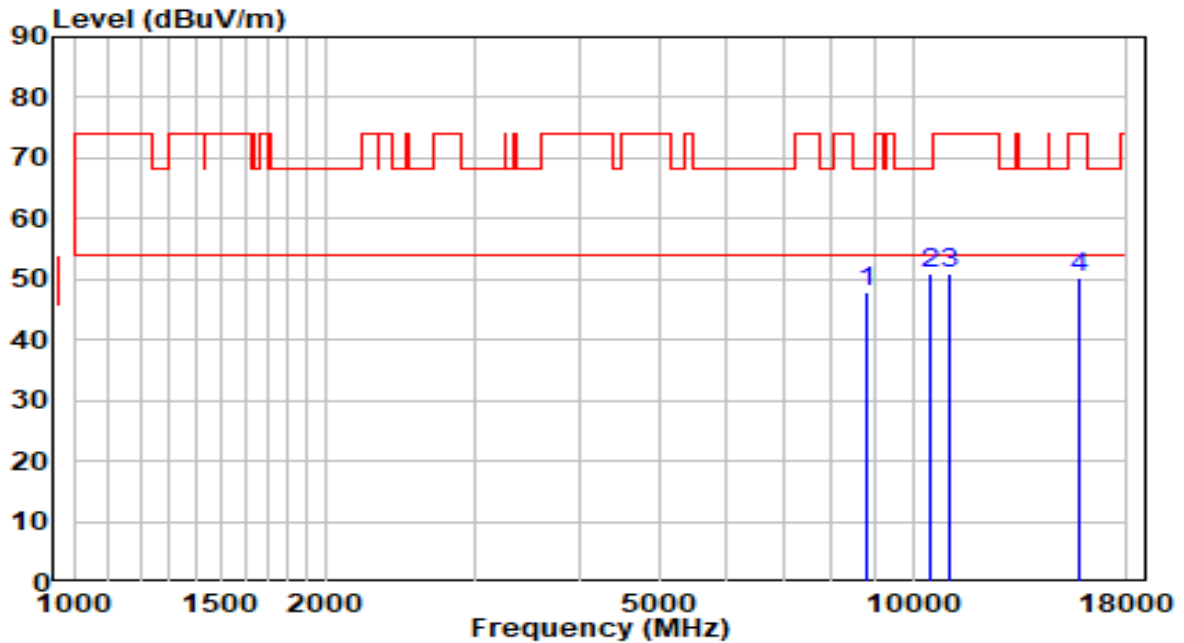


No	Frequency (MHz)	Reading (dBUV)	C.F (dB)	Measurement (dBUV/m)	Margin (dB)	Limit (dBUV/m)	Remark (QP/PK/AV)
1	8939.000	35.07	13.53	48.60	-19.60	68.20	Peak
2	* 10197.000	34.16	16.03	50.19	-18.01	68.20	Peak
3	10962.000	33.68	17.73	51.41	-22.59	74.00	Peak
4	15841.000	30.81	20.88	51.68	-22.32	74.00	Peak

Note:

- "*", means this data is the worst emission level.
- C.F (Correction Factor) = Antenna Factor (dB)+ Cable Loss (dB)– Preamplifier(dB).
- Measurement(dBUV/m) = Reading(dBUV) + C.F (Correction Factor).
- The emission levels of other frequencies are very lower than the limit and not show in test report.

EUT	AP301	Date of Test	2020-10-17
Factor	BBHA 9120D	Temp. / Humidity	24.9°C/43.1%
Polarity	Horizontal	Site / Test Engineer	AC1 /Jay Chiu
Test Mode	Transmit by 802.11ac-VHT40 at Channel 5270MHz	Test Voltage	120V/60Hz

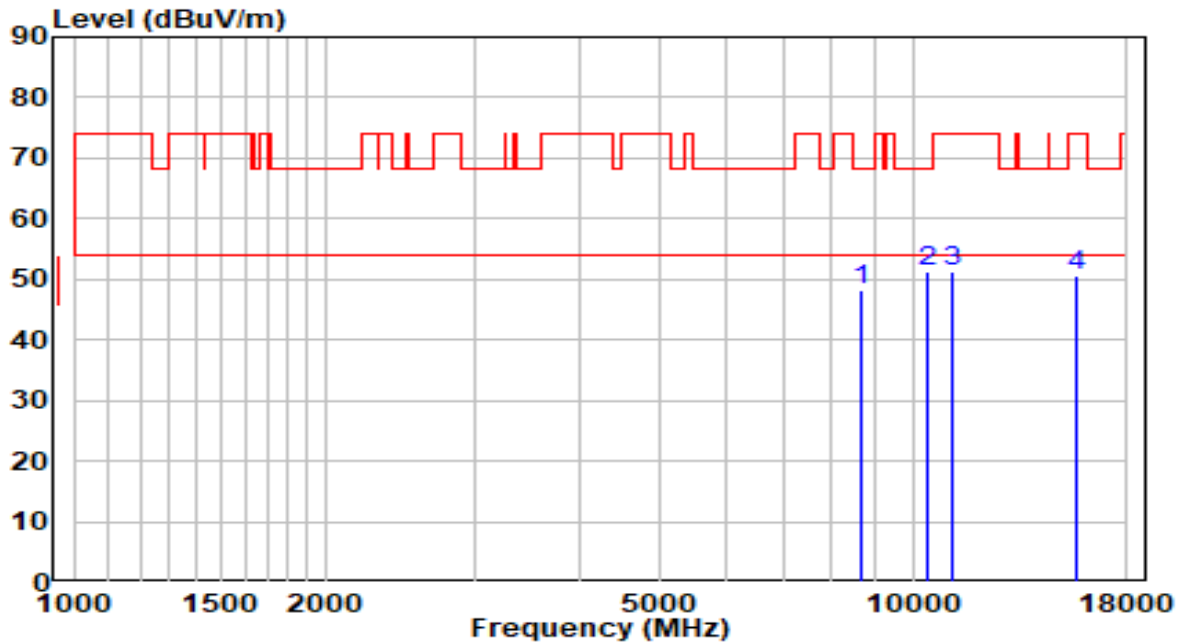


No	Frequency (MHz)	Reading (dBuV)	C.F (dB)	Measurement (dBuV/m)	Margin (dB)	Limit (dBuV/m)	Remark (QP/PK/AV)
1	8820.000	34.55	13.24	47.79	-20.41	68.20	Peak
2	* 10486.000	33.91	17.02	50.93	-17.27	68.20	Peak
3	11064.000	33.23	17.87	51.10	-22.90	74.00	Peak
4	15756.000	29.12	21.02	50.14	-23.86	74.00	Peak

Note:

- "*", means this data is the worst emission level.
- C.F (Correction Factor) = Antenna Factor (dB)+ Cable Loss (dB)– Preamplifier(dB).
- Measurement(dBuV/m) = Reading(dBuV) + C.F (Correction Factor).
- The emission levels of other frequencies are very lower than the limit and not show in test report.

EUT	AP301	Date of Test	2020-10-17
Factor	BBHA 9120D	Temp. / Humidity	24.9°C/43.1%
Polarity	Vertical	Site / Test Engineer	AC1 /Jay Chiu
Test Mode	Transmit by 802.11ac-VHT40 at Channel 5270MHz	Test Voltage	120V/60Hz

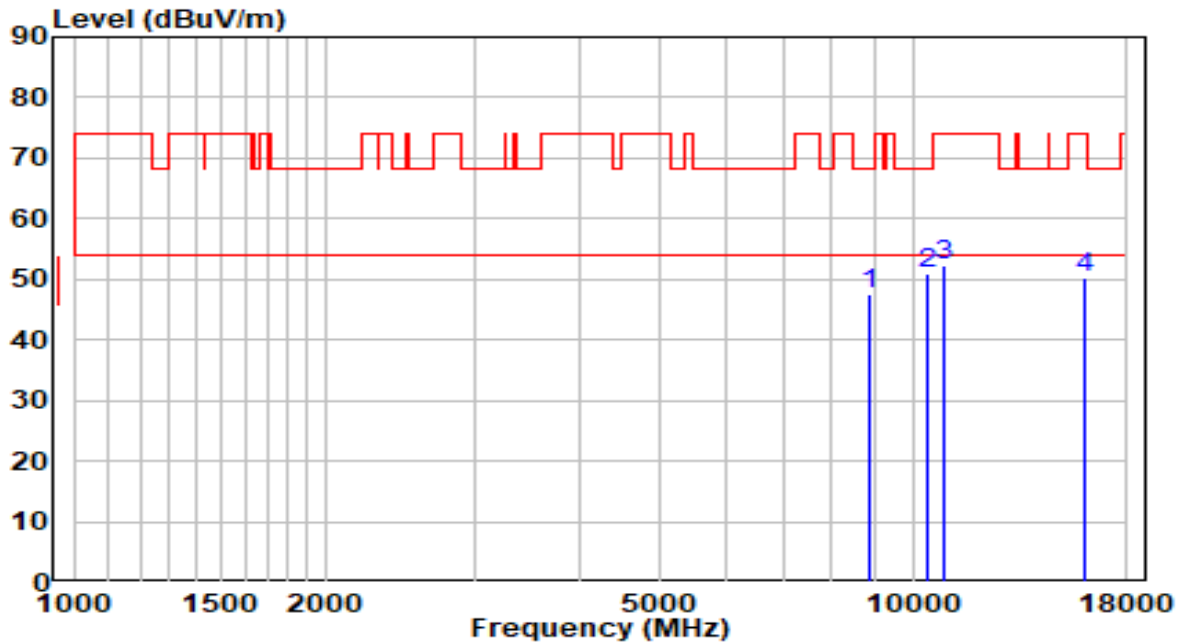


No	Frequency (MHz)	Reading (dBuV)	C.F (dB)	Measurement (dBuV/m)	Margin (dB)	Limit (dBuV/m)	Remark (QP/PK/AV)
1	8650.000	35.44	12.82	48.26	-19.94	68.20	Peak
2	* 10384.000	34.66	16.67	51.33	-16.87	68.20	Peak
3	11166.000	33.11	18.00	51.12	-22.88	74.00	Peak
4	15688.000	29.61	21.13	50.75	-23.25	74.00	Peak

Note:

- "*", means this data is the worst emission level.
- C.F (Correction Factor) = Antenna Factor (dB)+ Cable Loss (dB)– Preamplifier(dB).
- Measurement(dBuV/m) = Reading(dBuV) + C.F (Correction Factor).
- The emission levels of other frequencies are very lower than the limit and not show in test report.

EUT	AP301	Date of Test	2020-10-17
Factor	BBHA 9120D	Temp. / Humidity	24.9°C/43.1%
Polarity	Horizontal	Site / Test Engineer	AC1 /Jay Chiu
Test Mode	Transmit by 802.11ac-VHT40 at Channel 5310MHz	Test Voltage	120V/60Hz

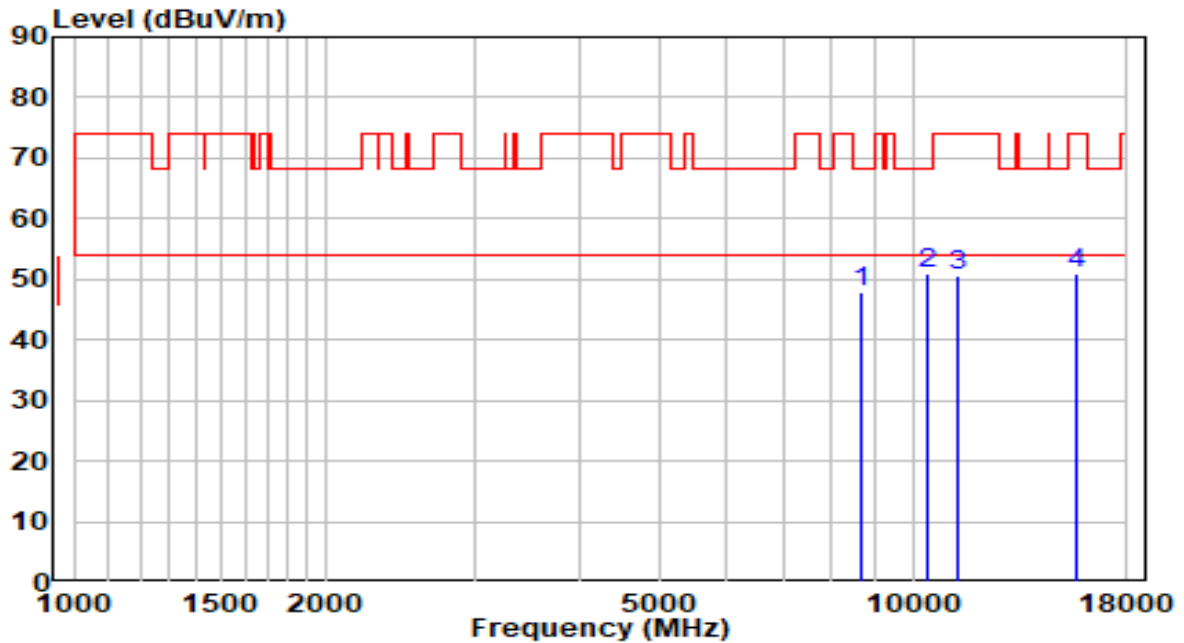


No	Frequency (MHz)	Reading (dBuV)	C.F (dB)	Measurement (dBuV/m)	Margin (dB)	Limit (dBuV/m)	Remark (QP/PK/AV)
1	8905.000	34.22	13.45	47.67	-20.53	68.20	Peak
2	* 10384.000	34.39	16.67	51.06	-17.14	68.20	Peak
3	10877.000	34.86	17.61	52.46	-21.54	74.00	Peak
4	16079.000	29.59	20.82	50.41	-23.59	74.00	Peak

Note:

- "*", means this data is the worst emission level.
- C.F (Correction Factor) = Antenna Factor (dB)+ Cable Loss (dB)– Preamplifier(dB).
- Measurement(dBuV/m) = Reading(dBuV) + C.F (Correction Factor).
- The emission levels of other frequencies are very lower than the limit and not show in test report.

EUT	AP301	Date of Test	2020-10-17
Factor	BBHA 9120D	Temp. / Humidity	24.9°C/43.1%
Polarity	Vertical	Site / Test Engineer	AC1 /Jay Chiu
Test Mode	Transmit by 802.11ac-VHT40 at Channel 5310MHz	Test Voltage	120V/60Hz

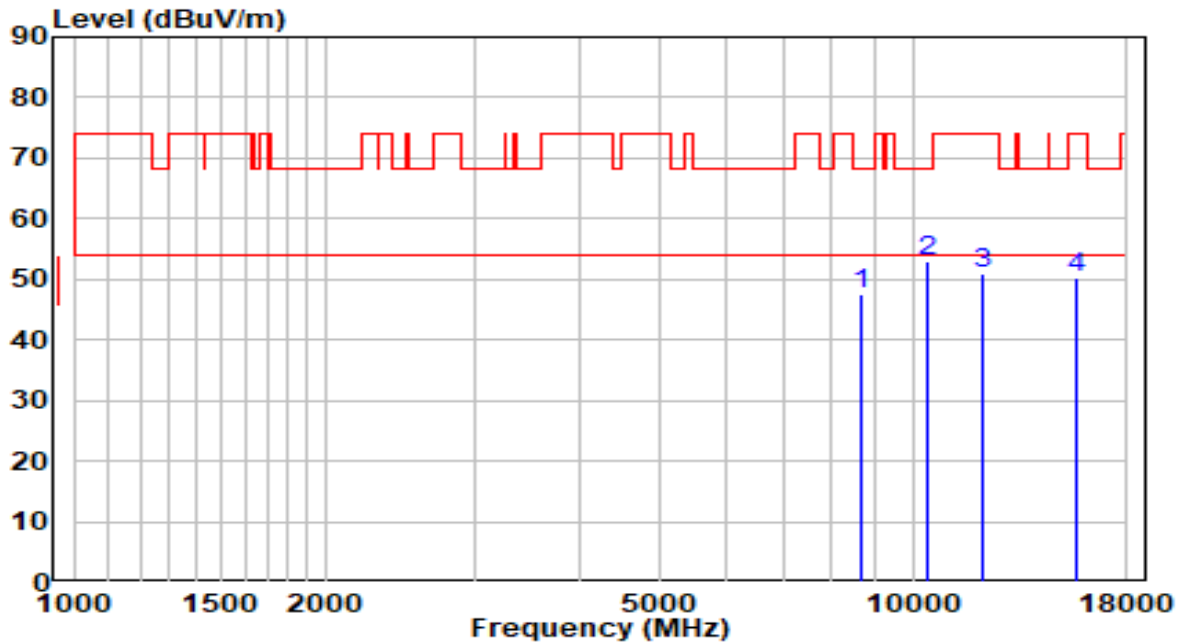


No	Frequency (MHz)	Reading (dBuV)	C.F (dB)	Measurement (dBuV/m)	Margin (dB)	Limit (dBuV/m)	Remark (QP/PK/AV)
1	8701.000	34.82	12.95	47.76	-20.44	68.20	Peak
2	* 10384.000	34.41	16.67	51.09	-17.11	68.20	Peak
3	11336.000	32.29	18.23	50.52	-23.48	74.00	Peak
4	15671.000	29.66	21.16	50.83	-23.17	74.00	Peak

Note:

- "*", means this data is the worst emission level.
- C.F (Correction Factor) = Antenna Factor (dB)+ Cable Loss (dB)– Preamplifier(dB).
- Measurement(dBuV/m) = Reading(dBuV) + C.F (Correction Factor).
- The emission levels of other frequencies are very lower than the limit and not show in test report.

EUT	AP301	Date of Test	2020-10-17
Factor	BBHA 9120D	Temp. / Humidity	24.9°C/43.1%
Polarity	Horizontal	Site / Test Engineer	AC1 /Jay Chiu
Test Mode	Transmit by 802.11ac-VHT40 at Channel 5510MHz	Test Voltage	120V/60Hz

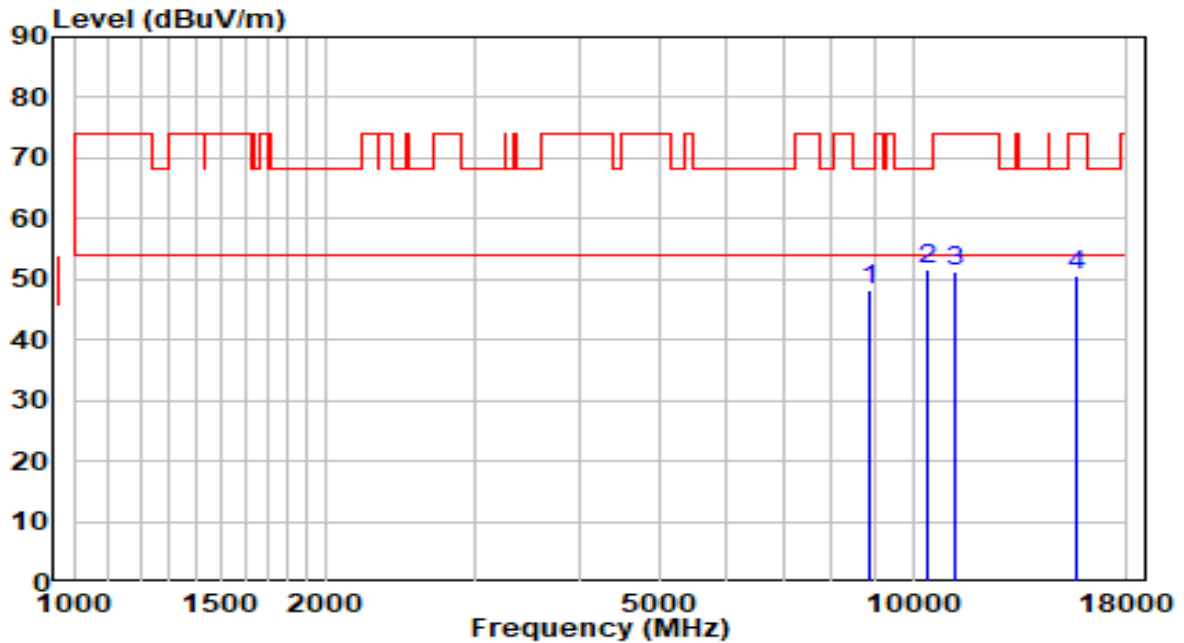


No	Frequency (MHz)	Reading (dBuV)	C.F (dB)	Measurement (dBuV/m)	Margin (dB)	Limit (dBuV/m)	Remark (QP/PK/AV)
1	8701.000	34.58	12.95	47.52	-20.68	68.20	Peak
2	* 10384.000	36.36	16.67	53.03	-15.17	68.20	Peak
3	12118.000	33.15	17.84	50.99	-23.01	74.00	Peak
4	15620.000	29.04	21.25	50.29	-23.71	74.00	Peak

Note:

- "*", means this data is the worst emission level.
- C.F (Correction Factor) = Antenna Factor (dB)+ Cable Loss (dB)– Preamplifier(dB).
- Measurement(dBuV/m) = Reading(dBuV) + C.F (Correction Factor).
- The emission levels of other frequencies are very lower than the limit and not show in test report.

EUT	AP301	Date of Test	2020-10-17
Factor	BBHA 9120D	Temp. / Humidity	24.9°C/43.1%
Polarity	Vertical	Site / Test Engineer	AC1 /Jay Chiu
Test Mode	Transmit by 802.11ac-VHT40 at Channel 5510MHz	Test Voltage	120V/60Hz

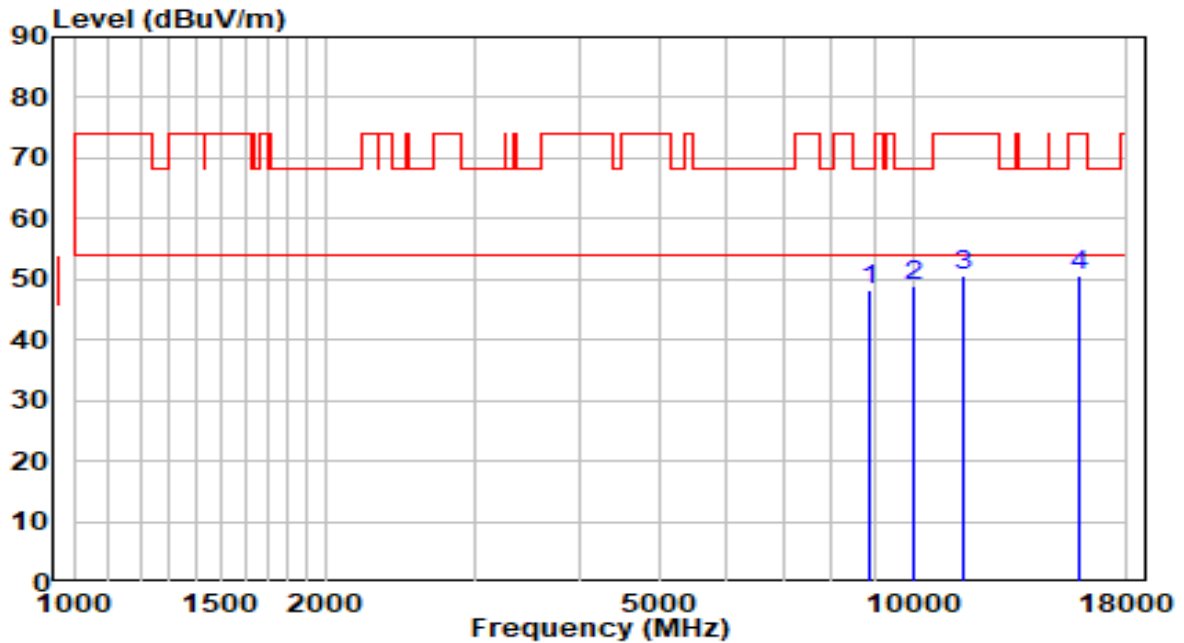


No	Frequency (MHz)	Reading (dBuV)	C.F (dB)	Measurement (dBuV/m)	Margin (dB)	Limit (dBuV/m)	Remark (QP/PK/AV)
1	8871.000	34.78	13.36	48.14	-20.06	68.20	Peak
2	* 10384.000	34.82	16.67	51.49	-16.71	68.20	Peak
3	11200.000	33.17	18.05	51.22	-22.78	74.00	Peak
4	15688.000	29.62	21.13	50.75	-23.25	74.00	Peak

Note:

- "*", means this data is the worst emission level.
- C.F (Correction Factor) = Antenna Factor (dB)+ Cable Loss (dB)– Preamplifier(dB).
- Measurement(dBuV/m) = Reading(dBuV) + C.F (Correction Factor).
- The emission levels of other frequencies are very lower than the limit and not show in test report.

EUT	AP301	Date of Test	2020-10-17
Factor	BBHA 9120D	Temp. / Humidity	24.9°C/43.1%
Polarity	Horizontal	Site / Test Engineer	AC1 /Jay Chiu
Test Mode	Transmit by 802.11ac-VHT40 at Channel 5550MHz	Test Voltage	120V/60Hz

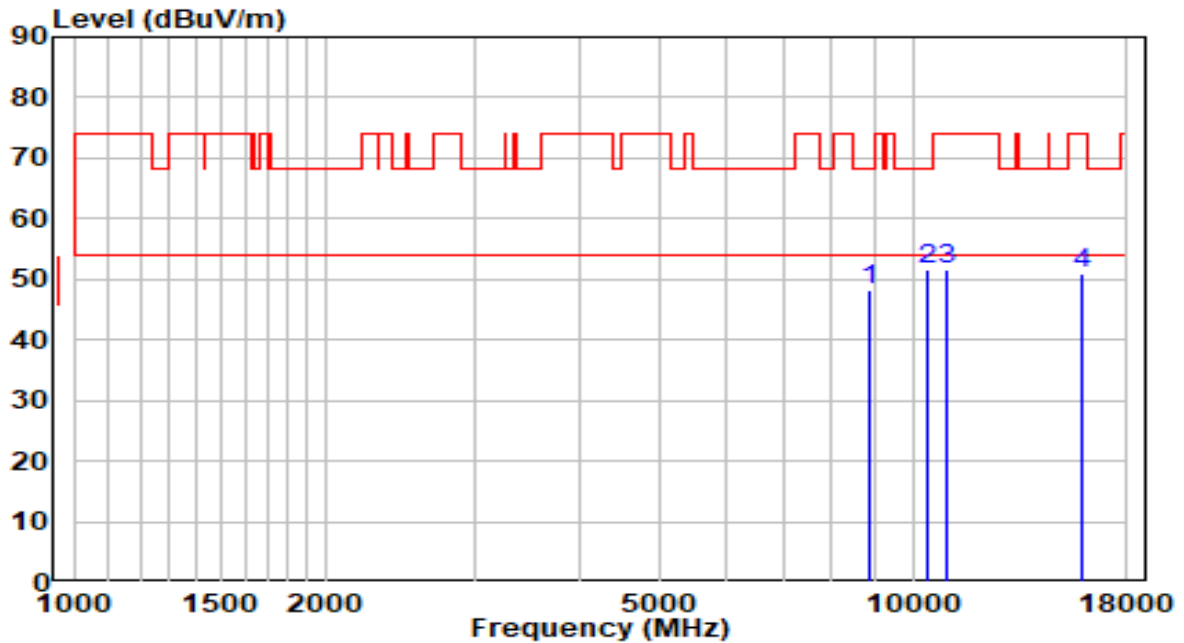


No	Frequency (MHz)	Reading (dBuV)	C.F (dB)	Measurement (dBuV/m)	Margin (dB)	Limit (dBuV/m)	Remark (QP/PK/AV)
1	8905.000	34.87	13.45	48.32	-19.88	68.20	Peak
2	* 10027.000	33.44	15.45	48.89	-19.31	68.20	Peak
3	11506.000	32.15	18.44	50.60	-23.40	74.00	Peak
4	15790.000	29.62	20.96	50.58	-23.42	74.00	Peak

Note:

- "*", means this data is the worst emission level.
- C.F (Correction Factor) = Antenna Factor (dB)+ Cable Loss (dB)– Preamplifier(dB).
- Measurement(dBuV/m) = Reading(dBuV) + C.F (Correction Factor).
- The emission levels of other frequencies are very lower than the limit and not show in test report.

EUT	AP301	Date of Test	2020-10-17
Factor	BBHA 9120D	Temp. / Humidity	24.9°C/43.1%
Polarity	Vertical	Site / Test Engineer	AC1 /Jay Chiu
Test Mode	Transmit by 802.11ac-VHT40 at Channel 5550MHz	Test Voltage	120V/60Hz

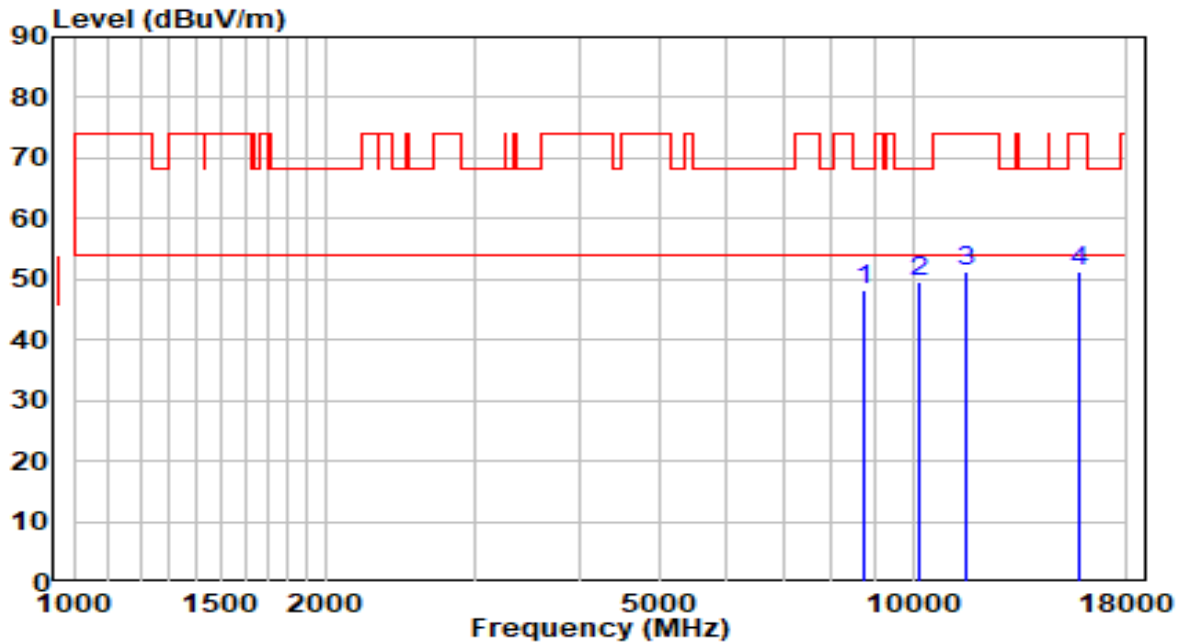


No	Frequency (MHz)	Reading (dBuV)	C.F (dB)	Measurement (dBuV/m)	Margin (dB)	Limit (dBuV/m)	Remark (QP/PK/AV)
1	8905.000	34.74	13.45	48.19	-20.01	68.20	Peak
2	* 10384.000	34.80	16.67	51.47	-16.73	68.20	Peak
3	10945.000	34.02	17.70	51.72	-22.28	74.00	Peak
4	15909.000	30.22	20.76	50.98	-23.02	74.00	Peak

Note:

- "*", means this data is the worst emission level.
- C.F (Correction Factor) = Antenna Factor (dB)+ Cable Loss (dB)– Preamplifier(dB).
- Measurement(dBuV/m) = Reading(dBuV) + C.F (Correction Factor).
- The emission levels of other frequencies are very lower than the limit and not show in test report.

EUT	AP301	Date of Test	2020-10-17
Factor	BBHA 9120D	Temp. / Humidity	24.9°C/43.1%
Polarity	Horizontal	Site / Test Engineer	AC1 /Jay Chiu
Test Mode	Transmit by 802.11ac-VHT40 at Channel 5670MHz	Test Voltage	120V/60Hz

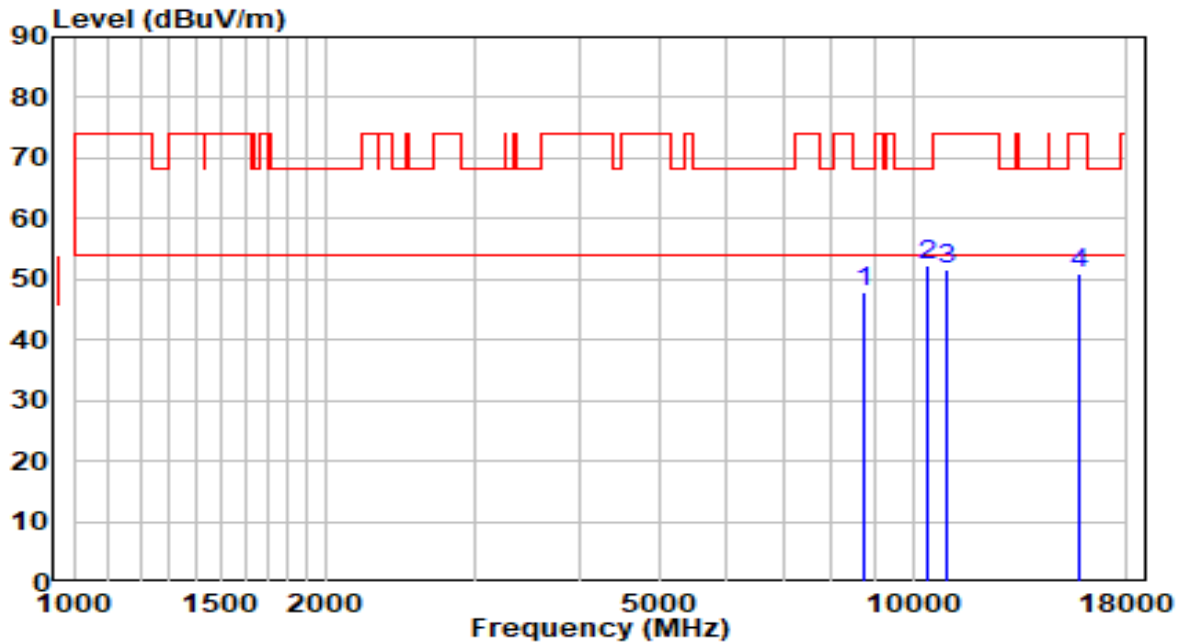


No	Frequency (MHz)	Reading (dBuV)	C.F (dB)	Measurement (dBuV/m)	Margin (dB)	Limit (dBuV/m)	Remark (QP/PK/AV)
1	8718.000	35.10	12.99	48.09	-20.11	68.20	Peak
2	* 10163.000	33.75	15.92	49.67	-18.53	68.20	Peak
3	11608.000	33.13	18.31	51.44	-22.56	74.00	Peak
4	15841.000	30.36	20.88	51.23	-22.77	74.00	Peak

Note:

- "*", means this data is the worst emission level.
- C.F (Correction Factor) = Antenna Factor (dB)+ Cable Loss (dB)– Preamplifier(dB).
- Measurement(dBuV/m) = Reading(dBuV) + C.F (Correction Factor).
- The emission levels of other frequencies are very lower than the limit and not show in test report.

EUT	AP301	Date of Test	2020-10-17
Factor	BBHA 9120D	Temp. / Humidity	24.9°C/43.1%
Polarity	Vertical	Site / Test Engineer	AC1 /Jay Chiu
Test Mode	Transmit by 802.11ac-VHT40 at Channel 5670MHz	Test Voltage	120V/60Hz

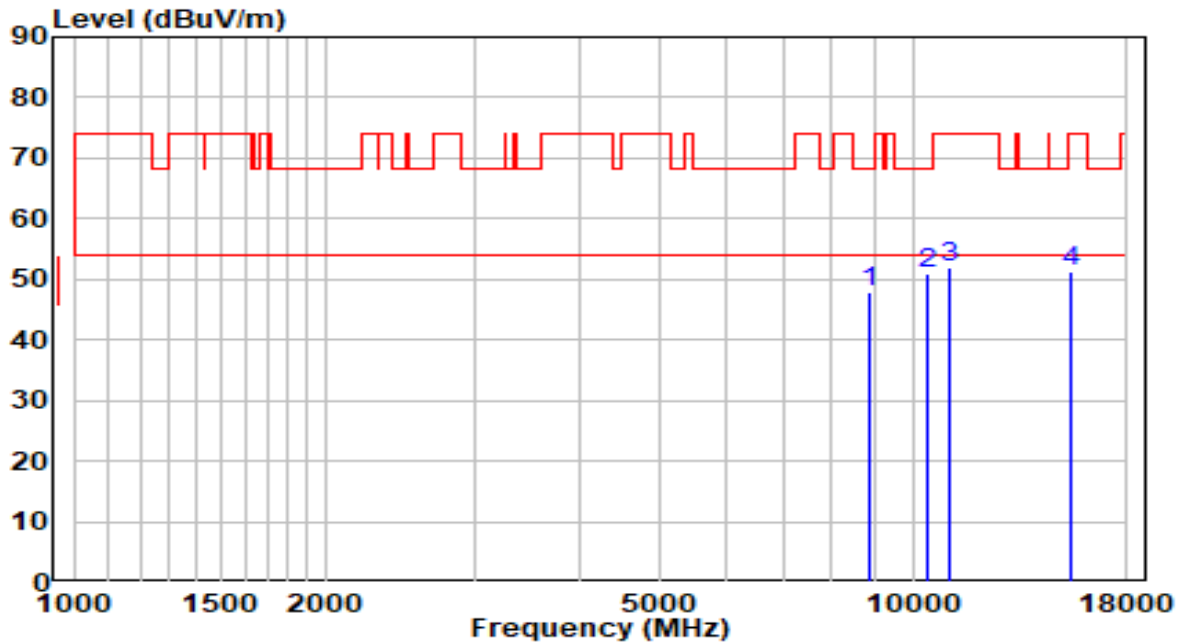


No	Frequency (MHz)	Reading (dBuV)	C.F (dB)	Measurement (dBuV/m)	Margin (dB)	Limit (dBuV/m)	Remark (QP/PK/AV)
1	8718.000	34.95	12.99	47.94	-20.26	68.20	Peak
2	* 10384.000	35.58	16.67	52.25	-15.95	68.20	Peak
3	10962.000	33.89	17.73	51.62	-22.38	74.00	Peak
4	15756.000	29.77	21.02	50.79	-23.21	74.00	Peak

Note:

- "*", means this data is the worst emission level.
- C.F (Correction Factor) = Antenna Factor (dB)+ Cable Loss (dB)– Preamplifier(dB).
- Measurement(dBuV/m) = Reading(dBuV) + C.F (Correction Factor).
- The emission levels of other frequencies are very lower than the limit and not show in test report.

EUT	AP301	Date of Test	2020-10-17
Factor	BBHA 9120D	Temp. / Humidity	24.9°C/43.1%
Polarity	Horizontal	Site / Test Engineer	AC1 /Jay Chiu
Test Mode	Transmit by 802.11ac-VHT40 at Channel 5710MHz	Test Voltage	120V/60Hz

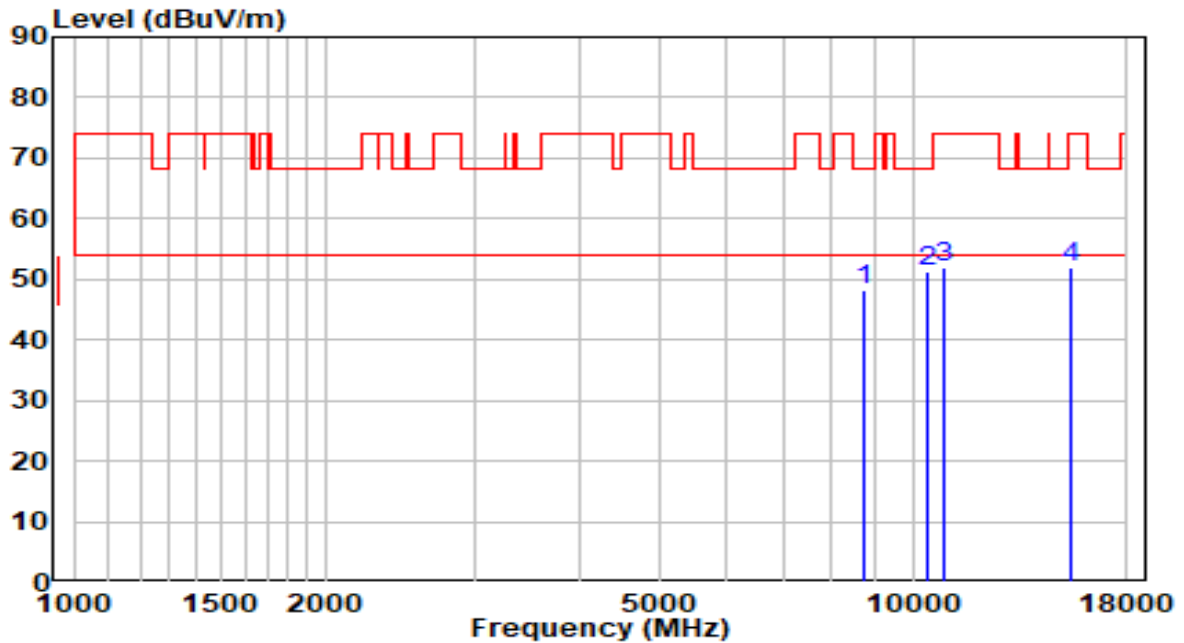


No	Frequency (MHz)	Reading (dBuV)	C.F (dB)	Measurement (dBuV/m)	Margin (dB)	Limit (dBuV/m)	Remark (QP/PK/AV)
1	8905.000	34.56	13.45	48.01	-20.19	68.20	Peak
2	* 10384.000	34.20	16.67	50.87	-17.33	68.20	Peak
3	11030.000	34.19	17.82	52.01	-21.99	74.00	Peak
4	15484.000	29.91	21.45	51.36	-22.64	74.00	Peak

Note:

- "*", means this data is the worst emission level.
- C.F (Correction Factor) = Antenna Factor (dB)+ Cable Loss (dB)– Preamplifier(dB).
- Measurement(dBuV/m) = Reading(dBuV) + C.F (Correction Factor).
- The emission levels of other frequencies are very lower than the limit and not show in test report.

EUT	AP301	Date of Test	2020-10-17
Factor	BBHA 9120D	Temp. / Humidity	24.9°C/43.1%
Polarity	Vertical	Site / Test Engineer	AC1 /Jay Chiu
Test Mode	Transmit by 802.11ac-VHT40 at Channel 5710MHz	Test Voltage	120V/60Hz

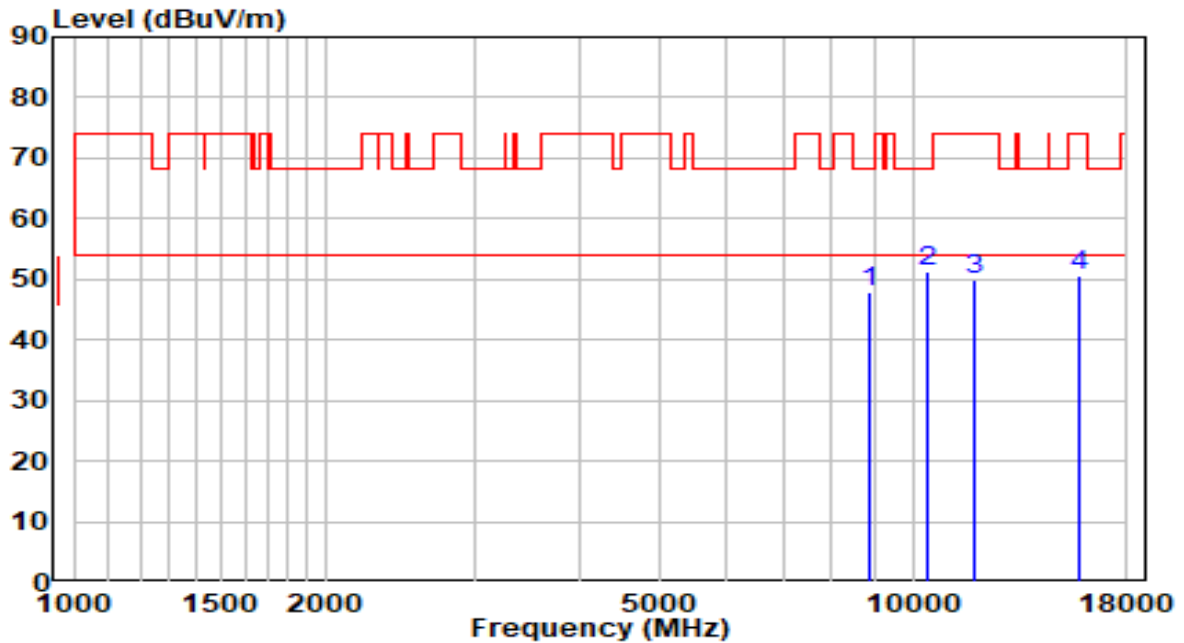


No	Frequency (MHz)	Reading (dBuV)	C.F (dB)	Measurement (dBuV/m)	Margin (dB)	Limit (dBuV/m)	Remark (QP/PK/AV)
1	8735.000	35.36	13.03	48.39	-19.81	68.20	Peak
2	* 10384.000	34.52	16.67	51.20	-17.00	68.20	Peak
3	10877.000	34.27	17.61	51.88	-22.12	74.00	Peak
4	15416.000	30.57	21.46	52.02	-21.98	74.00	Peak

Note:

- "*", means this data is the worst emission level.
- C.F (Correction Factor) = Antenna Factor (dB)+ Cable Loss (dB)– Preamplifier(dB).
- Measurement(dBuV/m) = Reading(dBuV) + C.F (Correction Factor).
- The emission levels of other frequencies are very lower than the limit and not show in test report.

EUT	AP301	Date of Test	2020-10-17
Factor	BBHA 9120D	Temp. / Humidity	24.9°C/43.1%
Polarity	Horizontal	Site / Test Engineer	AC1 /Jay Chiu
Test Mode	Transmit by 802.11ac-VHT40 at Channel 5755MHz	Test Voltage	120V/60Hz

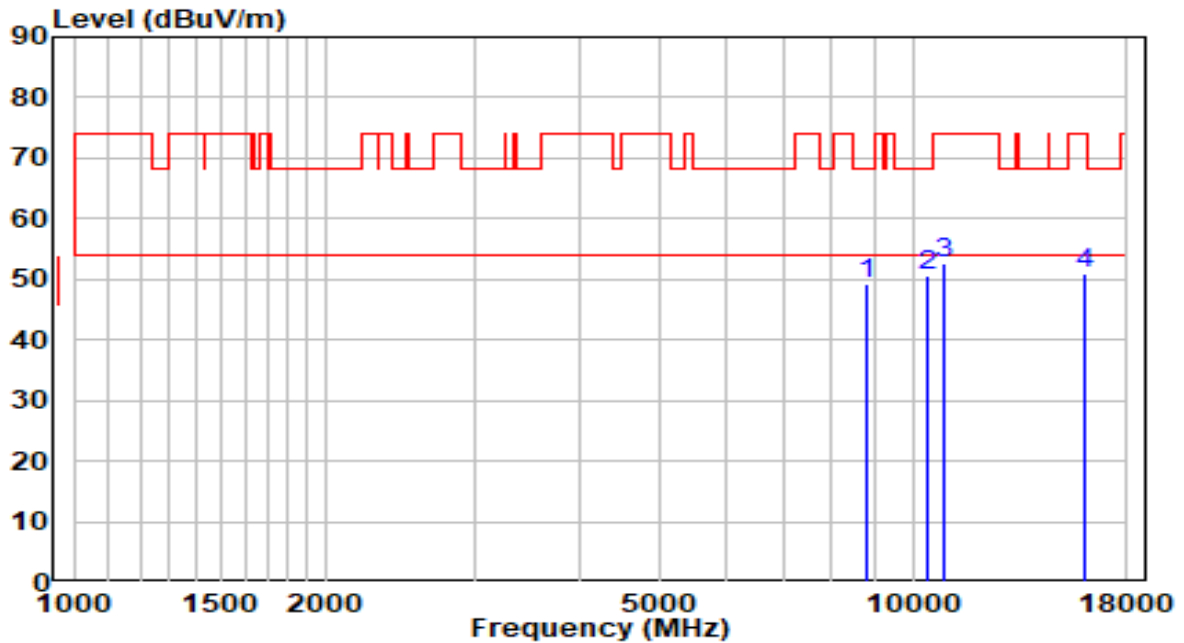


No	Frequency (MHz)	Reading (dBuV)	C.F (dB)	Measurement (dBuV/m)	Margin (dB)	Limit (dBuV/m)	Remark (QP/PK/AV)
1	8854.000	34.70	13.32	48.02	-20.18	68.20	Peak
2	* 10384.000	34.63	16.67	51.31	-16.89	68.20	Peak
3	11812.000	31.97	18.06	50.02	-23.98	74.00	Peak
4	15824.000	29.67	20.91	50.57	-23.43	74.00	Peak

Note:

- "*", means this data is the worst emission level.
- C.F (Correction Factor) = Antenna Factor (dB)+ Cable Loss (dB)– Preamplifier(dB).
- Measurement(dBuV/m) = Reading(dBuV) + C.F (Correction Factor).
- The emission levels of other frequencies are very lower than the limit and not show in test report.

EUT	AP301	Date of Test	2020-10-17
Factor	BBHA 9120D	Temp. / Humidity	24.9°C/43.1%
Polarity	Vertical	Site / Test Engineer	AC1 /Jay Chiu
Test Mode	Transmit by 802.11ac-VHT40 at Channel 5755MHz	Test Voltage	120V/60Hz

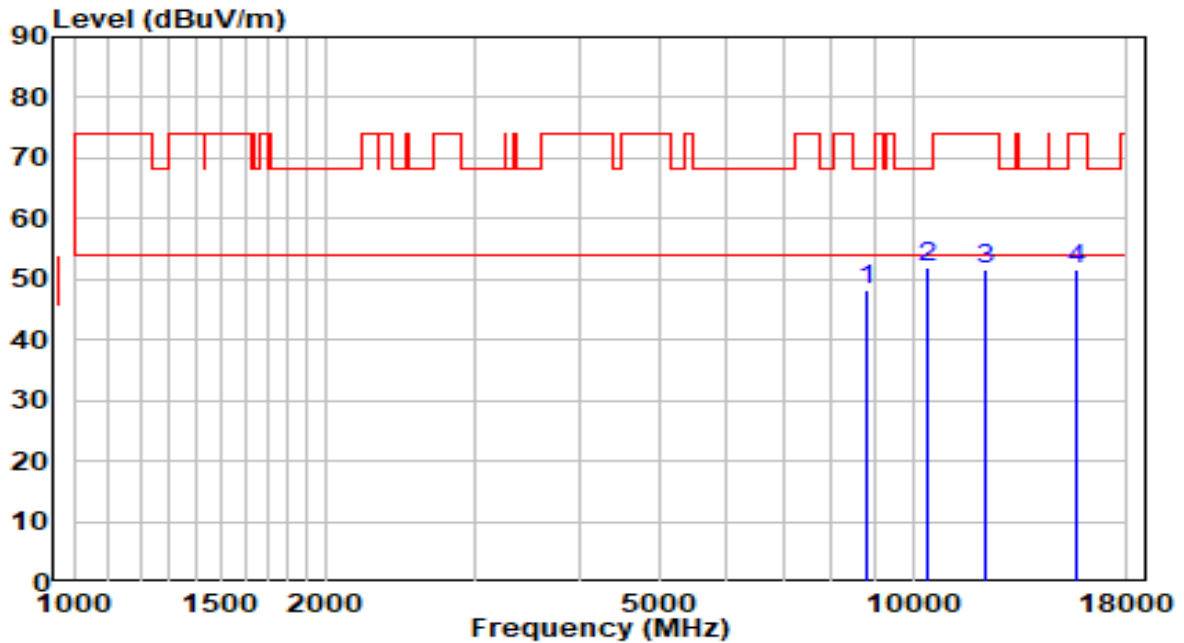


No	Frequency (MHz)	Reading (dBuV)	C.F (dB)	Measurement (dBuV/m)	Margin (dB)	Limit (dBuV/m)	Remark (QP/PK/AV)
1	8820.000	36.14	13.24	49.38	-18.82	68.20	Peak
2	* 10384.000	34.06	16.67	50.74	-17.46	68.20	Peak
3	10877.000	34.89	17.61	52.50	-21.50	74.00	Peak
4	16011.000	30.44	20.64	51.08	-22.92	74.00	Peak

Note:

- "*", means this data is the worst emission level.
- C.F (Correction Factor) = Antenna Factor (dB)+ Cable Loss (dB)– Preamplifier(dB).
- Measurement(dBuV/m) = Reading(dBuV) + C.F (Correction Factor).
- The emission levels of other frequencies are very lower than the limit and not show in test report.

EUT	AP301	Date of Test	2020-10-17
Factor	BBHA 9120D	Temp. / Humidity	24.9°C/43.1%
Polarity	Horizontal	Site / Test Engineer	AC1 /Jay Chiu
Test Mode	Transmit by 802.11ac-VHT40 at Channel 5795MHz	Test Voltage	120V/60Hz

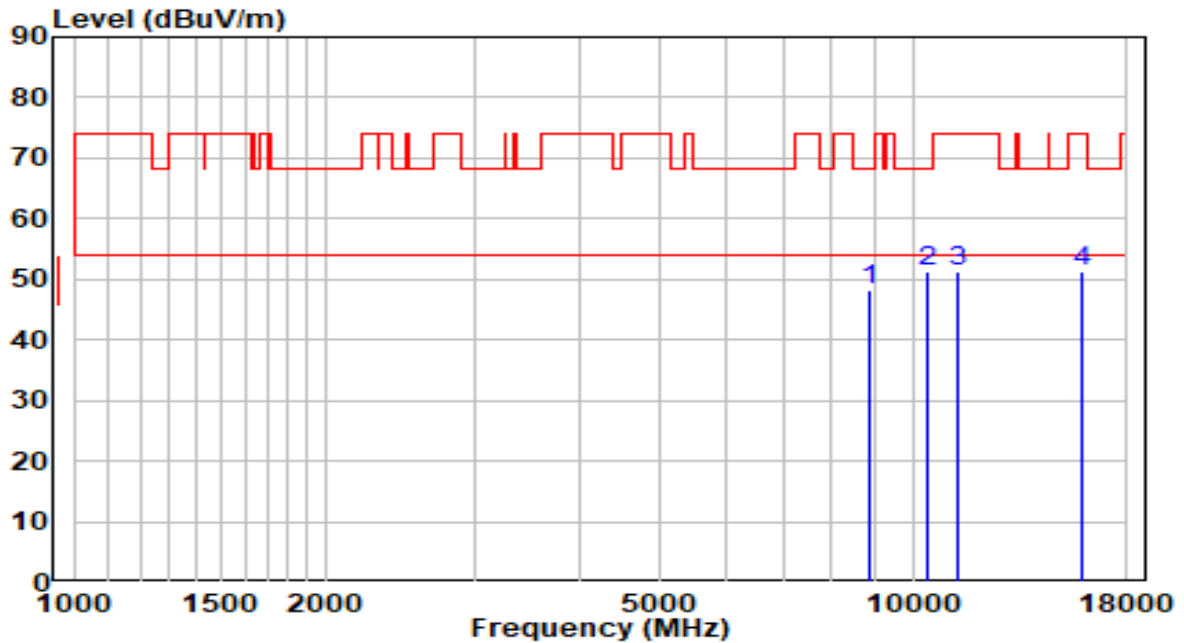


No	Frequency (MHz)	Reading (dBuV)	C.F (dB)	Measurement (dBuV/m)	Margin (dB)	Limit (dBuV/m)	Remark (QP/PK/AV)
1	8820.000	34.95	13.24	48.19	-20.01	68.20	Peak
2	* 10384.000	35.17	16.67	51.85	-16.35	68.20	Peak
3	12203.000	33.79	17.85	51.64	-22.36	74.00	Peak
4	15688.000	30.40	21.13	51.54	-22.46	74.00	Peak

Note:

- "*", means this data is the worst emission level.
- C.F (Correction Factor) = Antenna Factor (dB)+ Cable Loss (dB)– Preamplifier(dB).
- Measurement(dBuV/m) = Reading(dBuV) + C.F (Correction Factor).
- The emission levels of other frequencies are very lower than the limit and not show in test report.

EUT	AP301	Date of Test	2020-10-17
Factor	BBHA 9120D	Temp. / Humidity	24.9°C/43.1%
Polarity	Vertical	Site / Test Engineer	AC1 /Jay Chiu
Test Mode	Transmit by 802.11ac-VHT40 at Channel 5795MHz	Test Voltage	120V/60Hz

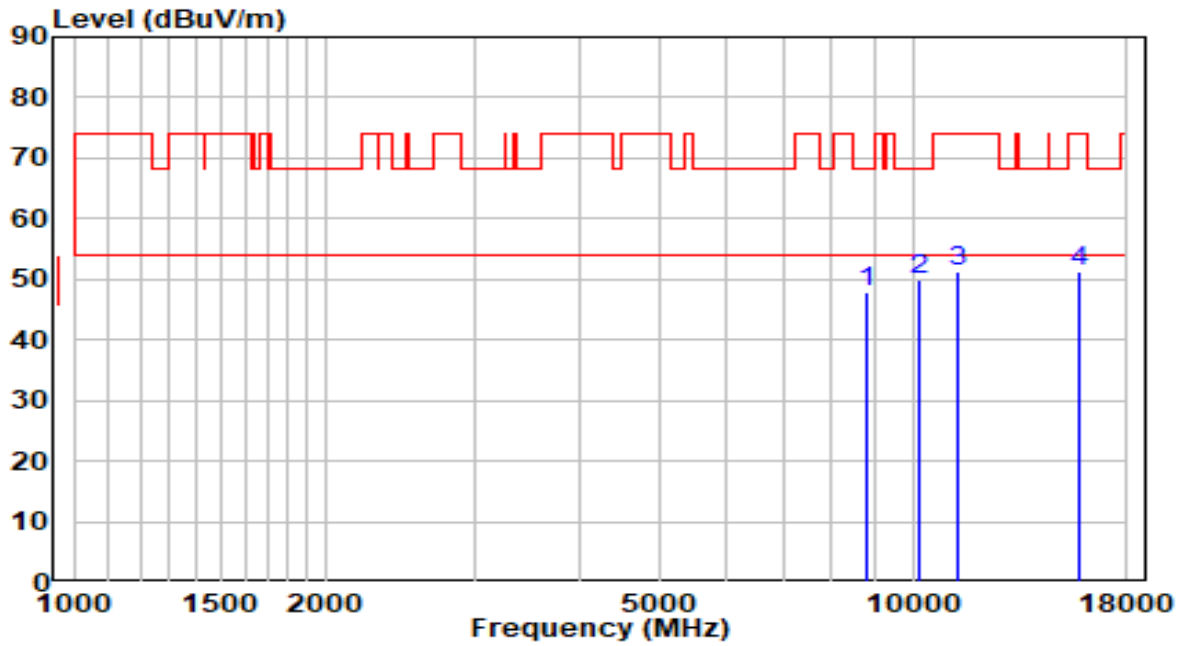


No	Frequency (MHz)	Reading (dBuV)	C.F (dB)	Measurement (dBuV/m)	Margin (dB)	Limit (dBuV/m)	Remark (QP/PK/AV)
1	8905.000	34.89	13.45	48.34	-19.86	68.20	Peak
2	* 10384.000	34.70	16.67	51.38	-16.82	68.20	Peak
3	11285.000	33.07	18.16	51.23	-22.77	74.00	Peak
4	15858.000	30.27	20.85	51.12	-22.88	74.00	Peak

Note:

- "*", means this data is the worst emission level.
- C.F (Correction Factor) = Antenna Factor (dB)+ Cable Loss (dB)– Preamplifier(dB).
- Measurement(dBuV/m) = Reading(dBuV) + C.F (Correction Factor).
- The emission levels of other frequencies are very lower than the limit and not show in test report.

EUT	AP301	Date of Test	2020-10-17
Factor	BBHA 9120D	Temp. / Humidity	24.9°C/43.1%
Polarity	Horizontal	Site / Test Engineer	AC1 /Jay Chiu
Test Mode	Transmit by 802.11ac-VHT80 at Channel 5210MHz	Test Voltage	120V/60Hz

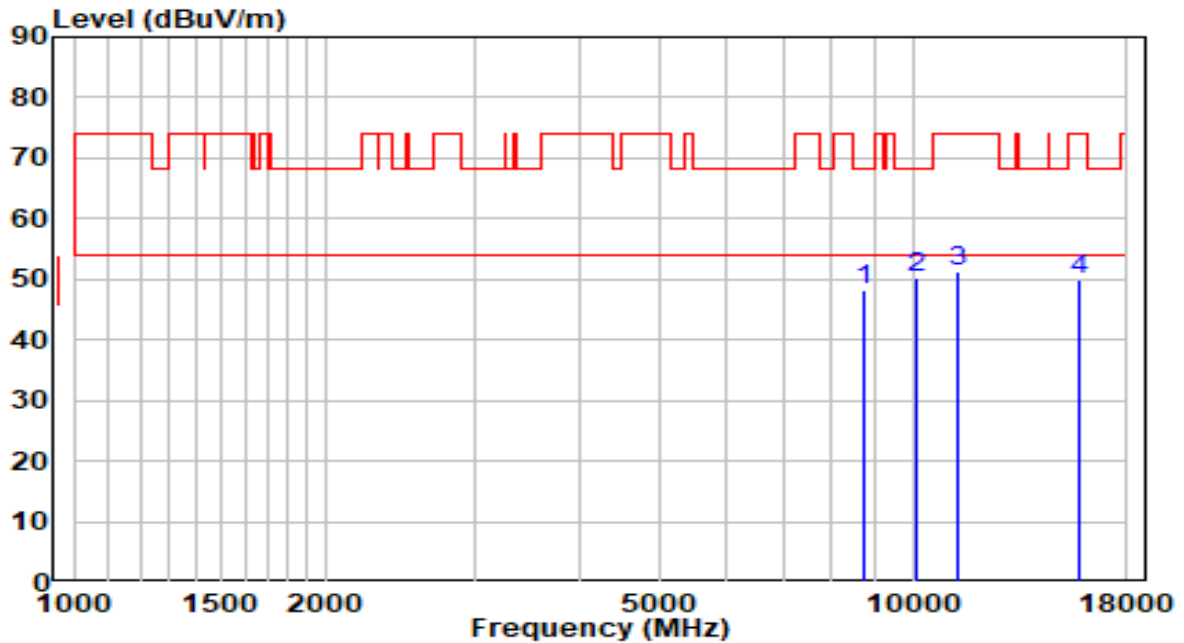


No	Frequency (MHz)	Reading (dBuV)	C.F (dB)	Measurement (dBuV/m)	Margin (dB)	Limit (dBuV/m)	Remark (QP/PK/AV)
1	8820.000	34.75	13.24	47.99	-20.21	68.20	Peak
2	* 10180.000	33.89	15.98	49.86	-18.34	68.20	Peak
3	11336.000	33.16	18.23	51.39	-22.61	74.00	Peak
4	15756.000	30.23	21.02	51.25	-22.75	74.00	Peak

Note:

- "*", means this data is the worst emission level.
- C.F (Correction Factor) = Antenna Factor (dB)+ Cable Loss (dB)– Preamplifier(dB).
- Measurement(dBuV/m) = Reading(dBuV) + C.F (Correction Factor).
- The emission levels of other frequencies are very lower than the limit and not show in test report.

EUT	AP301	Date of Test	2020-10-17
Factor	BBHA 9120D	Temp. / Humidity	24.9°C/43.1%
Polarity	Vertical	Site / Test Engineer	AC1 /Jay Chiu
Test Mode	Transmit by 802.11ac-VHT80 at Channel 5210MHz	Test Voltage	120V/60Hz

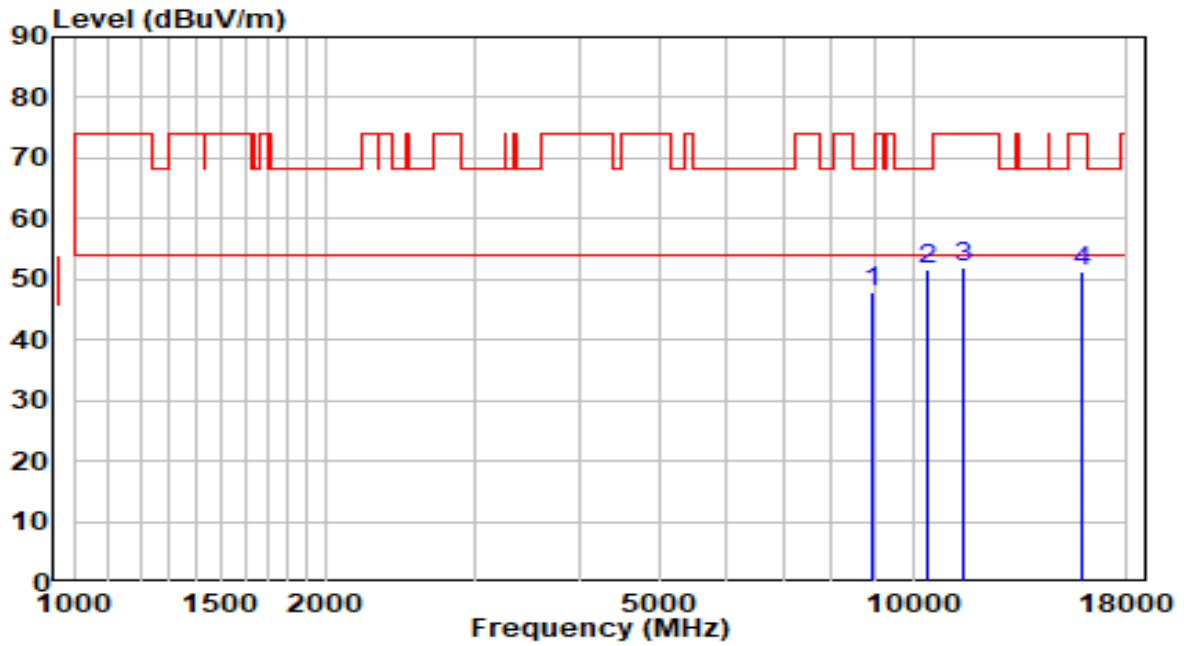


No	Frequency (MHz)	Reading (dBuV)	C.F (dB)	Measurement (dBuV/m)	Margin (dB)	Limit (dBuV/m)	Remark (QP/PK/AV)
1	8752.000	35.27	13.07	48.34	-19.86	68.20	Peak
2	* 10129.000	34.35	15.80	50.15	-18.05	68.20	Peak
3	11353.000	33.15	18.25	51.40	-22.60	74.00	Peak
4	15790.000	29.01	20.96	49.97	-24.03	74.00	Peak

Note:

- "*", means this data is the worst emission level.
- C.F (Correction Factor) = Antenna Factor (dB)+ Cable Loss (dB)– Preamplifier(dB).
- Measurement(dBuV/m) = Reading(dBuV) + C.F (Correction Factor).
- The emission levels of other frequencies are very lower than the limit and not show in test report.

EUT	AP301	Date of Test	2020-10-17
Factor	BBHA 9120D	Temp. / Humidity	24.9°C/43.1%
Polarity	Horizontal	Site / Test Engineer	AC1 /Jay Chiu
Test Mode	Transmit by 802.11ac-VHT80 at Channel 5290MHz	Test Voltage	120V/60Hz

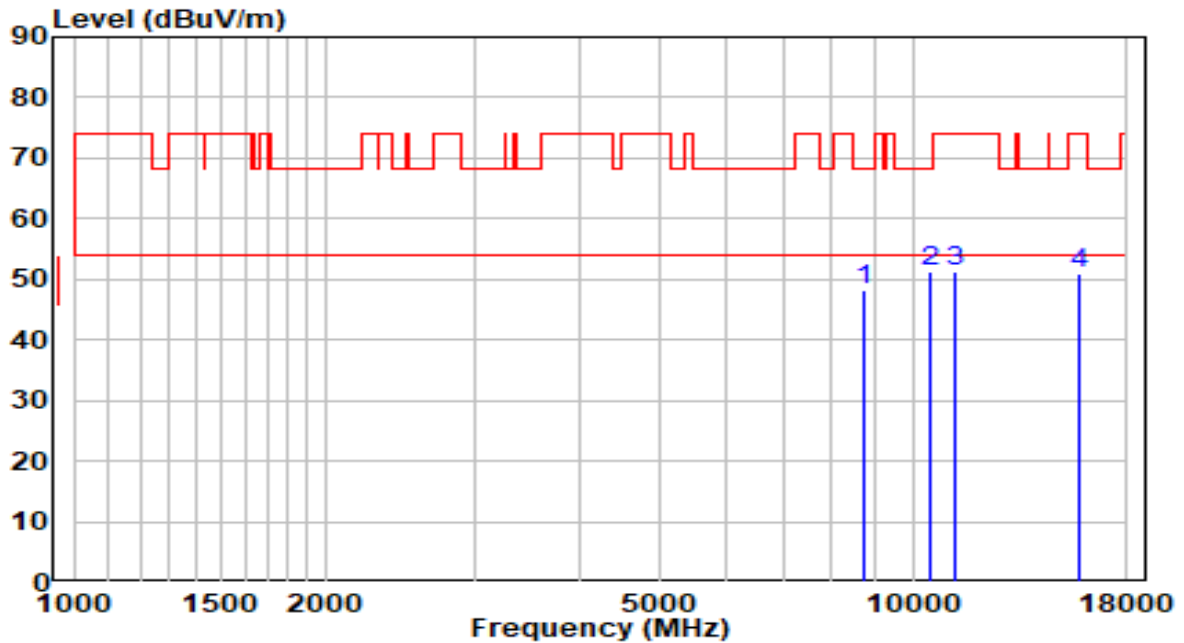


No	Frequency (MHz)	Reading (dBuV)	C.F (dB)	Measurement (dBuV/m)	Margin (dB)	Limit (dBuV/m)	Remark (QP/PK/AV)
1	8939.000	34.22	13.53	47.75	-20.45	68.20	Peak
2	* 10418.000	34.79	16.79	51.58	-16.62	68.20	Peak
3	11455.000	33.63	18.39	52.02	-21.98	74.00	Peak
4	15875.000	30.35	20.82	51.17	-22.83	74.00	Peak

Note:

- "*", means this data is the worst emission level.
- C.F (Correction Factor) = Antenna Factor (dB)+ Cable Loss (dB)– Preamplifier(dB).
- Measurement(dBuV/m) = Reading(dBuV) + C.F (Correction Factor).
- The emission levels of other frequencies are very lower than the limit and not show in test report.

EUT	AP301	Date of Test	2020-10-17
Factor	BBHA 9120D	Temp. / Humidity	24.9°C/43.1%
Polarity	Vertical	Site / Test Engineer	AC1 /Jay Chiu
Test Mode	Transmit by 802.11ac-VHT80 at Channel 5290MHz	Test Voltage	120V/60Hz

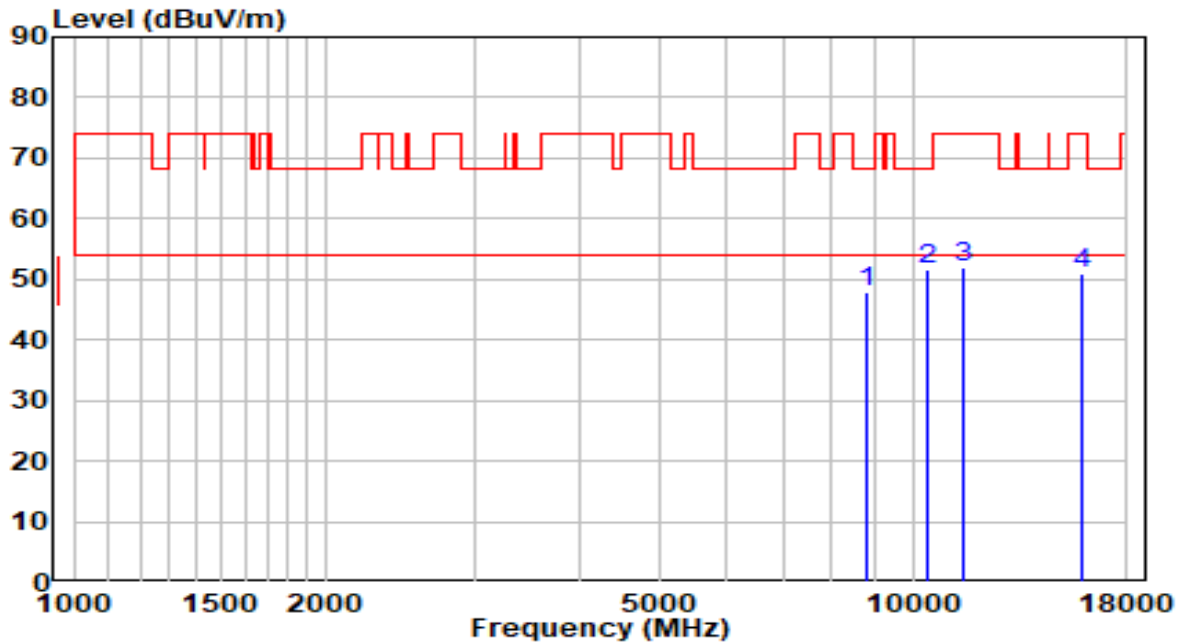


No	Frequency (MHz)	Reading (dBuV)	C.F (dB)	Measurement (dBuV/m)	Margin (dB)	Limit (dBuV/m)	Remark (QP/PK/AV)
1	8735.000	35.19	13.03	48.23	-19.97	68.20	Peak
2	* 10486.000	34.28	17.02	51.31	-16.89	68.20	Peak
3	11200.000	33.37	18.05	51.42	-22.58	74.00	Peak
4	15756.000	30.09	21.02	51.11	-22.89	74.00	Peak

Note:

1. " *", means this data is the worst emission level.
2. C.F (Correction Factor) = Antenna Factor (dB)+ Cable Loss (dB)– Preamplifier(dB).
3. Measurement(dBuV/m) = Reading(dBuV) + C.F (Correction Factor).
- 4.The emission levels of other frequencies are very lower than the limit and not show in test report.

EUT	AP301	Date of Test	2020-10-17
Factor	BBHA 9120D	Temp. / Humidity	24.9°C/43.1%
Polarity	Horizontal	Site / Test Engineer	AC1 /Jay Chiu
Test Mode	Transmit by 802.11ac-VHT80 at Channel 5530MHz	Test Voltage	120V/60Hz

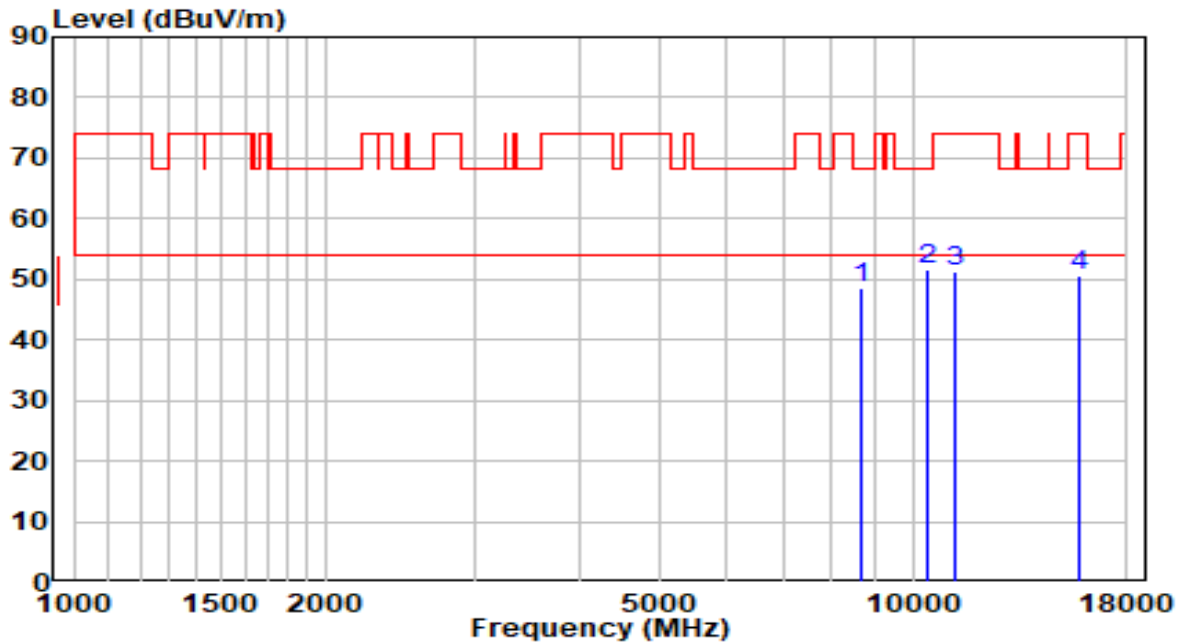


No	Frequency (MHz)	Reading (dBuV)	C.F (dB)	Measurement (dBuV/m)	Margin (dB)	Limit (dBuV/m)	Remark (QP/PK/AV)
1	8820.000	34.80	13.24	48.04	-20.16	68.20	Peak
2	* 10418.000	34.94	16.79	51.73	-16.47	68.20	Peak
3	11489.000	33.46	18.44	51.89	-22.11	74.00	Peak
4	15926.000	30.21	20.73	50.94	-23.06	74.00	Peak

Note:

- "*", means this data is the worst emission level.
- C.F (Correction Factor) = Antenna Factor (dB)+ Cable Loss (dB)– Preamplifier(dB).
- Measurement(dBuV/m) = Reading(dBuV) + C.F (Correction Factor).
- The emission levels of other frequencies are very lower than the limit and not show in test report.

EUT	AP301	Date of Test	2020-10-17
Factor	BBHA 9120D	Temp. / Humidity	24.9°C/43.1%
Polarity	Vertical	Site / Test Engineer	AC1 /Jay Chiu
Test Mode	Transmit by 802.11ac-VHT80 at Channel 5530MHz	Test Voltage	120V/60Hz

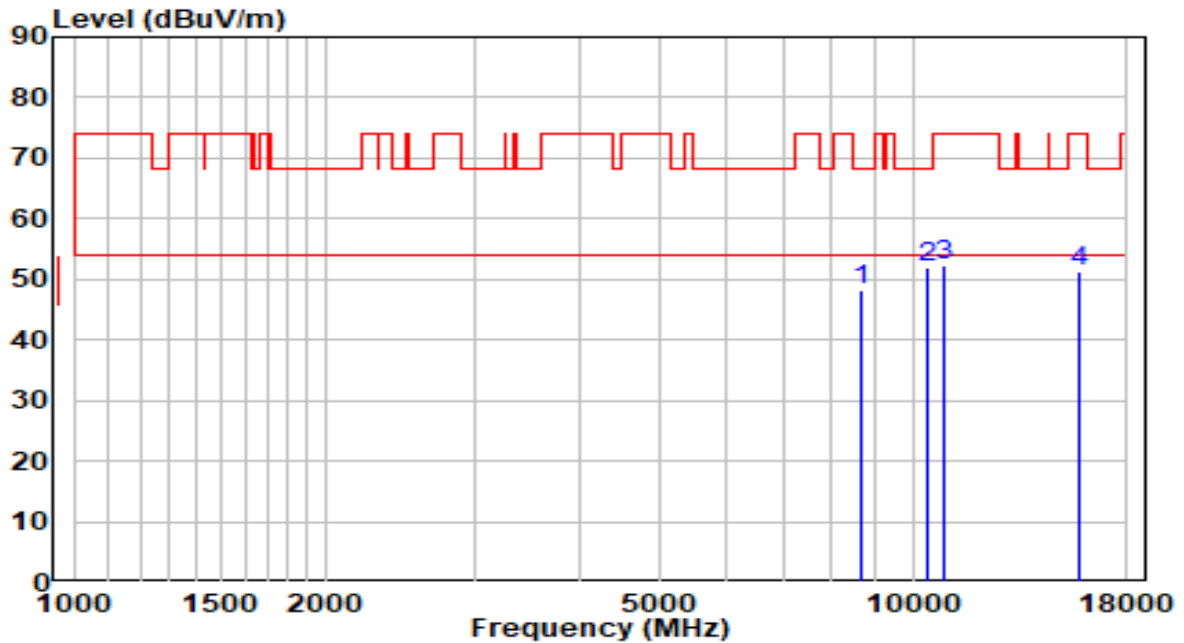


No	Frequency (MHz)	Reading (dBuV)	C.F (dB)	Measurement (dBuV/m)	Margin (dB)	Limit (dBuV/m)	Remark (QP/PK/AV)
1	8701.000	35.69	12.95	48.63	-19.57	68.20	Peak
2	* 10418.000	34.83	16.79	51.62	-16.58	68.20	Peak
3	11200.000	33.31	18.05	51.36	-22.64	74.00	Peak
4	15824.000	29.84	20.91	50.74	-23.26	74.00	Peak

Note:

- "*", means this data is the worst emission level.
- C.F (Correction Factor) = Antenna Factor (dB)+ Cable Loss (dB)– Preamplifier(dB).
- Measurement(dBuV/m) = Reading(dBuV) + C.F (Correction Factor).
- The emission levels of other frequencies are very lower than the limit and not show in test report.

EUT	AP301	Date of Test	2020-10-17
Factor	BBHA 9120D	Temp. / Humidity	24.9°C/43.1%
Polarity	Horizontal	Site / Test Engineer	AC1 /Jay Chiu
Test Mode	Transmit by 802.11ac-VHT80 at Channel 5610MHz	Test Voltage	120V/60Hz

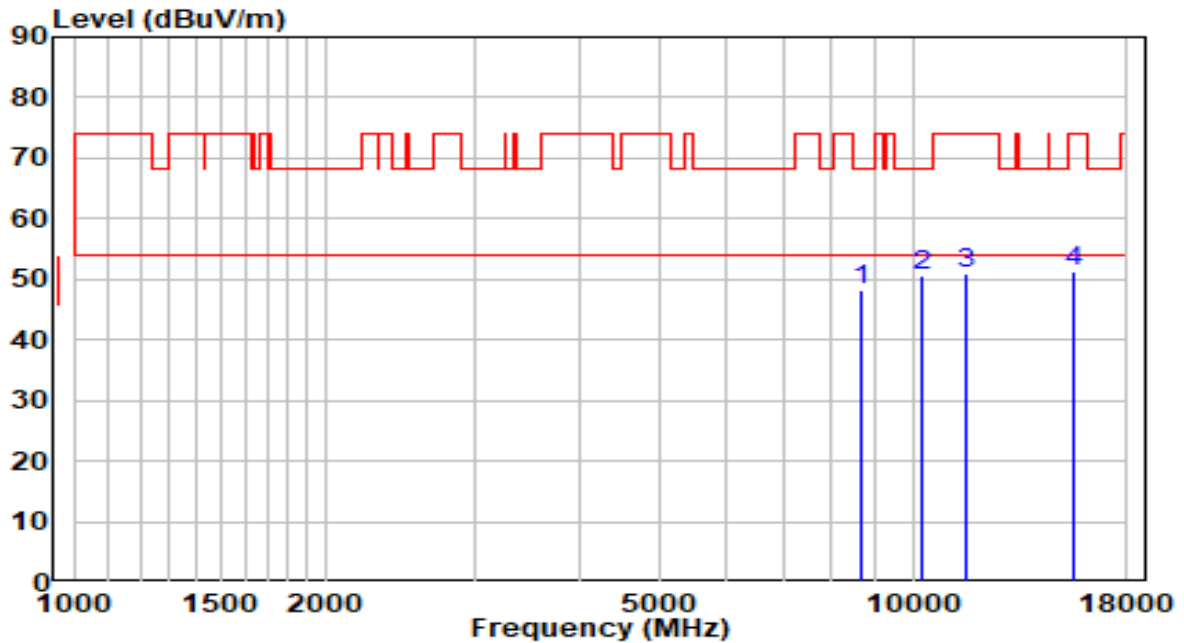


No	Frequency (MHz)	Reading (dBuV)	C.F (dB)	Measurement (dBuV/m)	Margin (dB)	Limit (dBuV/m)	Remark (QP/PK/AV)
1	8667.000	35.37	12.86	48.23	-19.97	68.20	Peak
2 *	10418.000	35.05	16.79	51.84	-16.36	68.20	Peak
3	10877.000	34.57	17.61	52.17	-21.83	74.00	Peak
4	15756.000	30.37	21.02	51.39	-22.61	74.00	Peak

Note:

- " *", means this data is the worst emission level.
- C.F (Correction Factor) = Antenna Factor (dB)+ Cable Loss (dB)– Preamplifier(dB).
- Measurement(dBuV/m) = Reading(dBuV) + C.F (Correction Factor).
- The emission levels of other frequencies are very lower than the limit and not show in test report.

EUT	AP301	Date of Test	2020-10-17
Factor	BBHA 9120D	Temp. / Humidity	24.9°C/43.1%
Polarity	Vertical	Site / Test Engineer	AC1 /Jay Chiu
Test Mode	Transmit by 802.11ac-VHT80 at Channel 5610MHz	Test Voltage	120V/60Hz

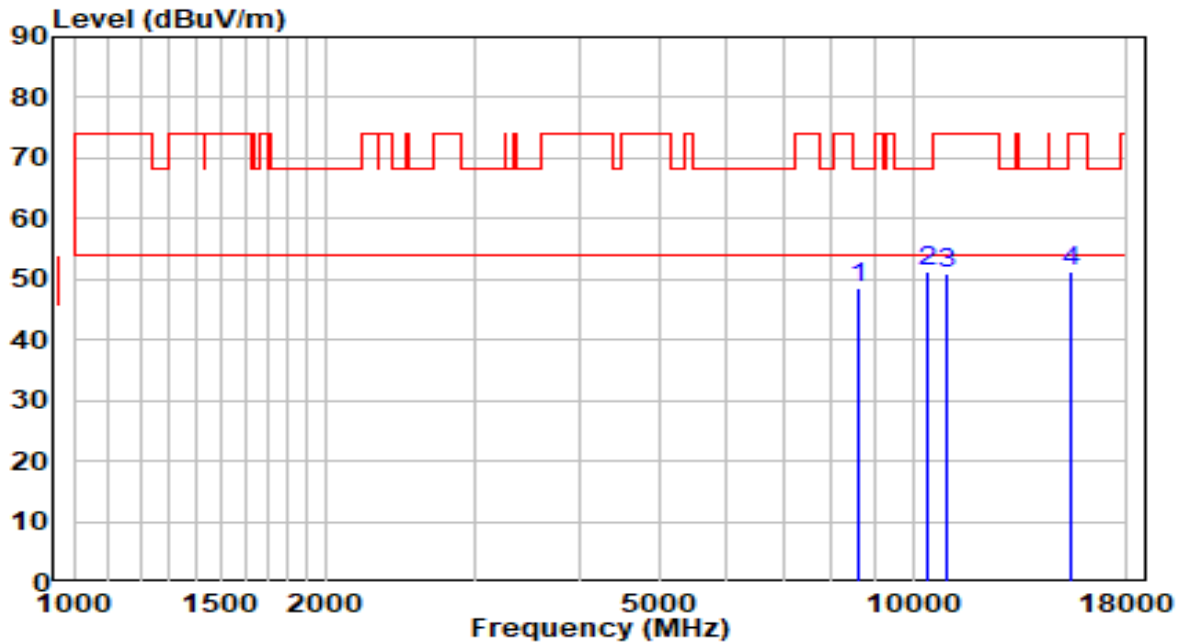


No	Frequency (MHz)	Reading (dBuV)	C.F (dB)	Measurement (dBuV/m)	Margin (dB)	Limit (dBuV/m)	Remark (QP/PK/AV)
1	8667.000	35.39	12.86	48.25	-19.95	68.20	Peak
2	* 10231.000	34.41	16.15	50.56	-17.64	68.20	Peak
3	11574.000	32.57	18.36	50.92	-23.08	74.00	Peak
4	15586.000	30.08	21.31	51.39	-22.61	74.00	Peak

Note:

- "*", means this data is the worst emission level.
- C.F (Correction Factor) = Antenna Factor (dB)+ Cable Loss (dB)– Preamplifier(dB).
- Measurement(dBuV/m) = Reading(dBuV) + C.F (Correction Factor).
- The emission levels of other frequencies are very lower than the limit and not show in test report.

EUT	AP301	Date of Test	2020-10-17
Factor	BBHA 9120D	Temp. / Humidity	24.9°C/43.1%
Polarity	Horizontal	Site / Test Engineer	AC1 /Jay Chiu
Test Mode	Transmit by 802.11ac-VHT80 at Channel 5690MHz	Test Voltage	120V/60Hz

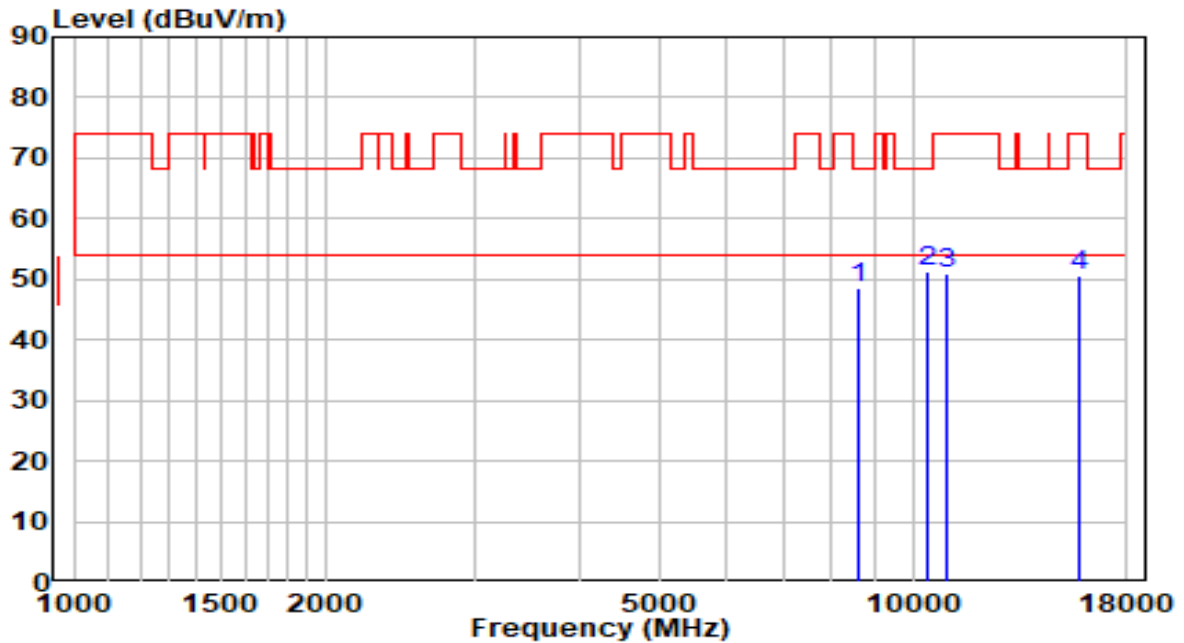


No	Frequency (MHz)	Reading (dBuV)	C.F (dB)	Measurement (dBuV/m)	Margin (dB)	Limit (dBuV/m)	Remark (QP/PK/AV)
1	8616.000	35.81	12.74	48.55	-19.65	68.20	Peak
2	* 10418.000	34.40	16.79	51.19	-17.01	68.20	Peak
3	10996.000	33.29	17.77	51.06	-22.94	74.00	Peak
4	15416.000	29.70	21.46	51.16	-22.84	74.00	Peak

Note:

- "*", means this data is the worst emission level.
- C.F (Correction Factor) = Antenna Factor (dB)+ Cable Loss (dB)– Preamplifier(dB).
- Measurement(dBuV/m) = Reading(dBuV) + C.F (Correction Factor).
- The emission levels of other frequencies are very lower than the limit and not show in test report.

EUT	AP301	Date of Test	2020-10-17
Factor	BBHA 9120D	Temp. / Humidity	24.9°C/43.1%
Polarity	Vertical	Site / Test Engineer	AC1 /Jay Chiu
Test Mode	Transmit by 802.11ac-VHT80 at Channel 5690MHz	Test Voltage	120V/60Hz

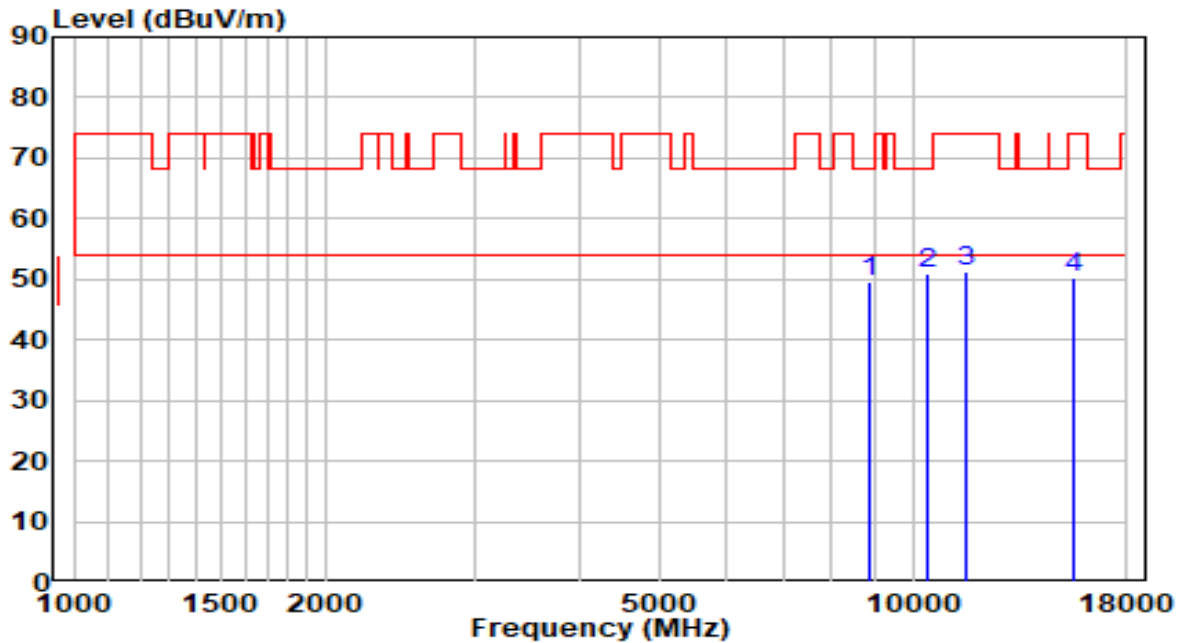


No	Frequency (MHz)	Reading (dBuV)	C.F (dB)	Measurement (dBuV/m)	Margin (dB)	Limit (dBuV/m)	Remark (QP/PK/AV)
1	8599.000	35.72	12.70	48.42	-19.78	68.20	Peak
2	* 10418.000	34.61	16.79	51.40	-16.80	68.20	Peak
3	10945.000	33.26	17.70	50.96	-23.04	74.00	Peak
4	15756.000	29.70	21.02	50.72	-23.28	74.00	Peak

Note:

- "*", means this data is the worst emission level.
- C.F (Correction Factor) = Antenna Factor (dB)+ Cable Loss (dB)– Preamplifier(dB).
- Measurement(dBuV/m) = Reading(dBuV) + C.F (Correction Factor).
- The emission levels of other frequencies are very lower than the limit and not show in test report.

EUT	AP301	Date of Test	2020-10-17
Factor	BBHA 9120D	Temp. / Humidity	24.9°C/43.1%
Polarity	Horizontal	Site / Test Engineer	AC1 /Jay Chiu
Test Mode	Transmit by 802.11ac-VHT80 at Channel 5775MHz	Test Voltage	120V/60Hz

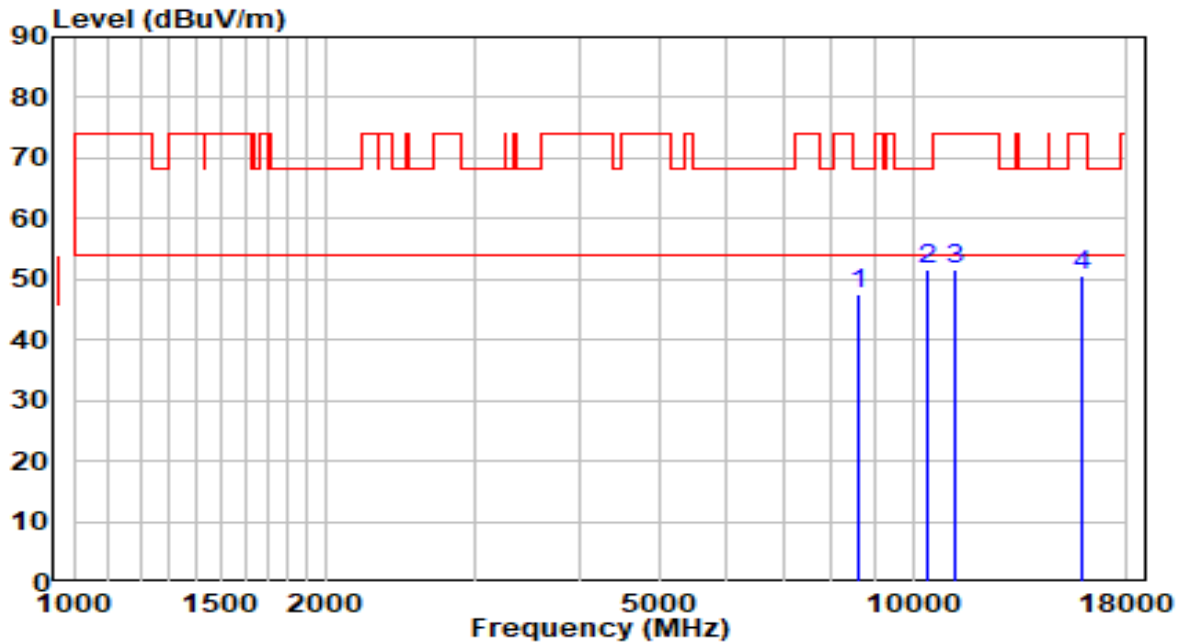


No	Frequency (MHz)	Reading (dBuV)	C.F (dB)	Measurement (dBuV/m)	Margin (dB)	Limit (dBuV/m)	Remark (QP/PK/AV)
1	8854.000	36.13	13.32	49.45	-18.75	68.20	Peak
2	* 10418.000	34.07	16.79	50.86	-17.34	68.20	Peak
3	11540.000	32.89	18.40	51.29	-22.71	74.00	Peak
4	15552.000	29.01	21.36	50.37	-23.63	74.00	Peak

Note:

- "*", means this data is the worst emission level.
- C.F (Correction Factor) = Antenna Factor (dB)+ Cable Loss (dB)– Preamplifier(dB).
- Measurement(dBuV/m) = Reading(dBuV) + C.F (Correction Factor).
- The emission levels of other frequencies are very lower than the limit and not show in test report.

EUT	AP301	Date of Test	2020-10-17
Factor	BBHA 9120D	Temp. / Humidity	24.9°C/43.1%
Polarity	Vertical	Site / Test Engineer	AC1 /Jay Chiu
Test Mode	Transmit by 802.11ac-VHT80 at Channel 5775MHz	Test Voltage	120V/60Hz

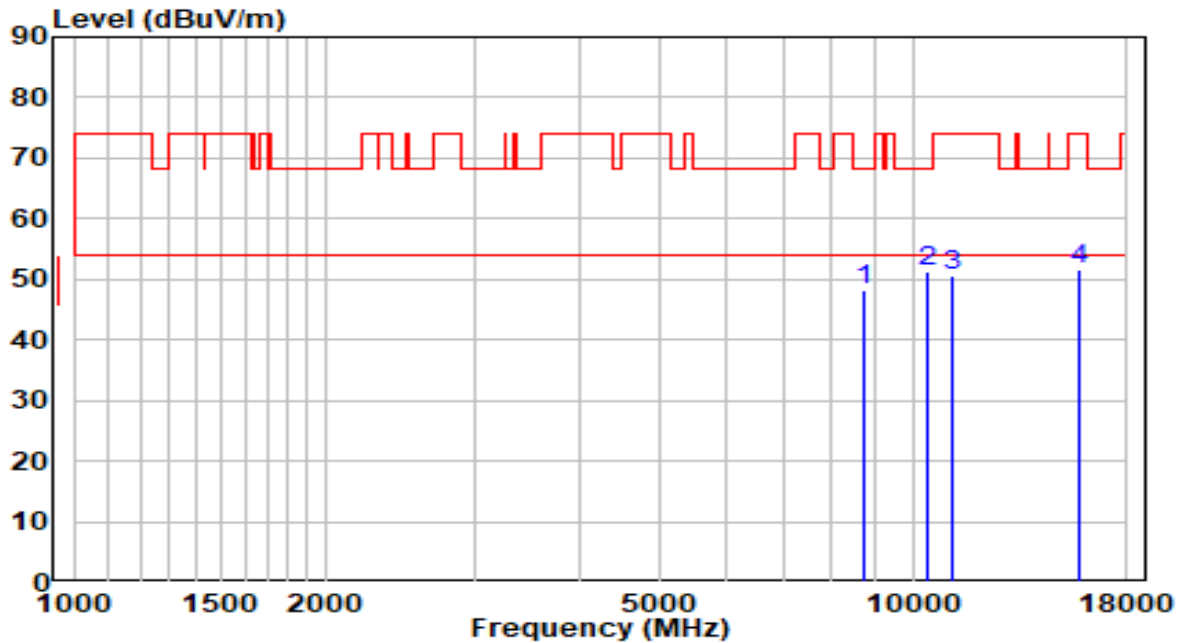


No		Frequency (MHz)	Reading (dBuV)	C.F (dB)	Measurement (dBuV/m)	Margin (dB)	Limit (dBuV/m)	Remark (QP/PK/AV)
1	0.00	8616.000	34.97	12.74	47.71	-20.49	68.20	Peak
2	*	10418.000	34.69	16.79	51.48	-16.72	68.20	Peak
3	0.00	11234.000	33.43	18.09	51.52	-22.48	74.00	Peak
4	0.00	15875.000	29.85	20.82	50.67	-23.33	74.00	Peak

Note:

1. " *", means this data is the worst emission level.
2. C.F (Correction Factor) = Antenna Factor (dB)+ Cable Loss (dB)– Preamplifier(dB).
3. Measurement(dBuV/m) = Reading(dBuV) + C.F (Correction Factor).
- 4.The emission levels of other frequencies are very lower than the limit and not show in test report.

EUT	AP301	Date of Test	2020-10-17
Factor	BBHA 9120D	Temp. / Humidity	24.9°C/43.1%
Polarity	Horizontal	Site / Test Engineer	AC1 /Jay Chiu
Test Mode	Transmit by 802.11ax-HE20 at Channel 5180MHz	Test Voltage	120V/60Hz

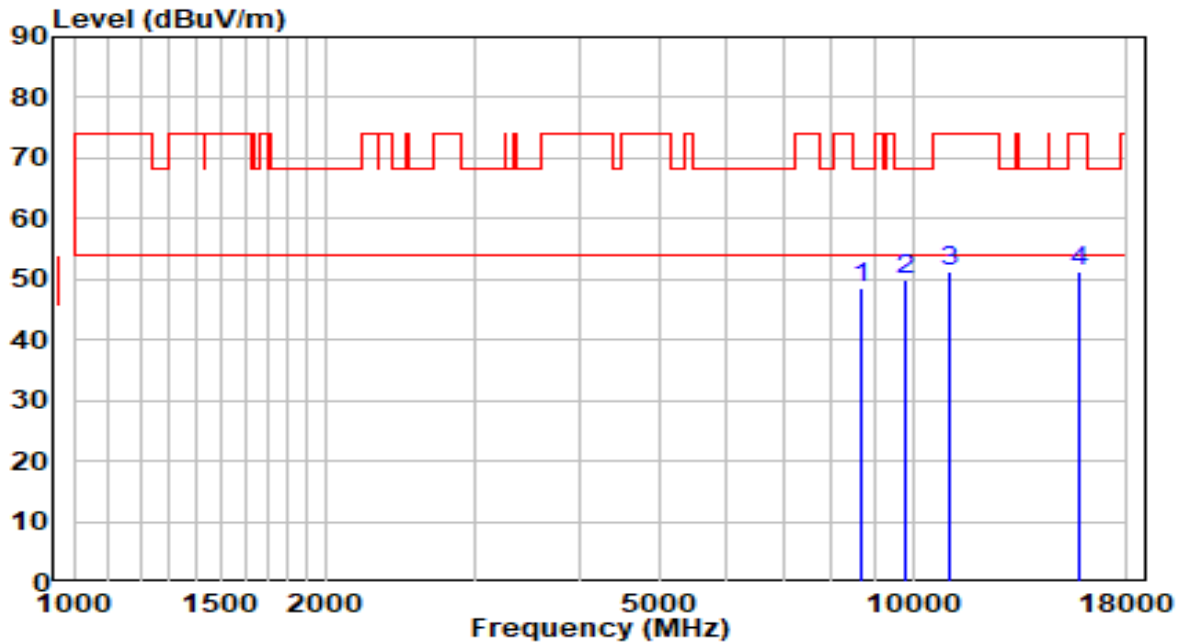


No	Frequency (MHz)	Reading (dBuV)	C.F (dB)	Measurement (dBuV/m)	Margin (dB)	Limit (dBuV/m)	Remark (QP/PK/AV)
1	8735.000	35.04	13.03	48.07	-20.13	68.20	Peak
2	* 10418.000	34.42	16.79	51.21	-16.99	68.20	Peak
3	11149.000	32.67	17.98	50.65	-23.35	74.00	Peak
4	15756.000	30.51	21.02	51.53	-22.47	74.00	Peak

Note:

- "*", means this data is the worst emission level.
- C.F (Correction Factor) = Antenna Factor (dB)+ Cable Loss (dB)– Preamplifier(dB).
- Measurement(dBuV/m) = Reading(dBuV) + C.F (Correction Factor).
- The emission levels of other frequencies are very lower than the limit and not show in test report.

EUT	AP301	Date of Test	2020-10-17
Factor	BBHA 9120D	Temp. / Humidity	24.9°C/43.1%
Polarity	Vertical	Site / Test Engineer	AC1 /Jay Chiu
Test Mode	Transmit by 802.11ax-HE20 at Channel 5180MHz	Test Voltage	120V/60Hz

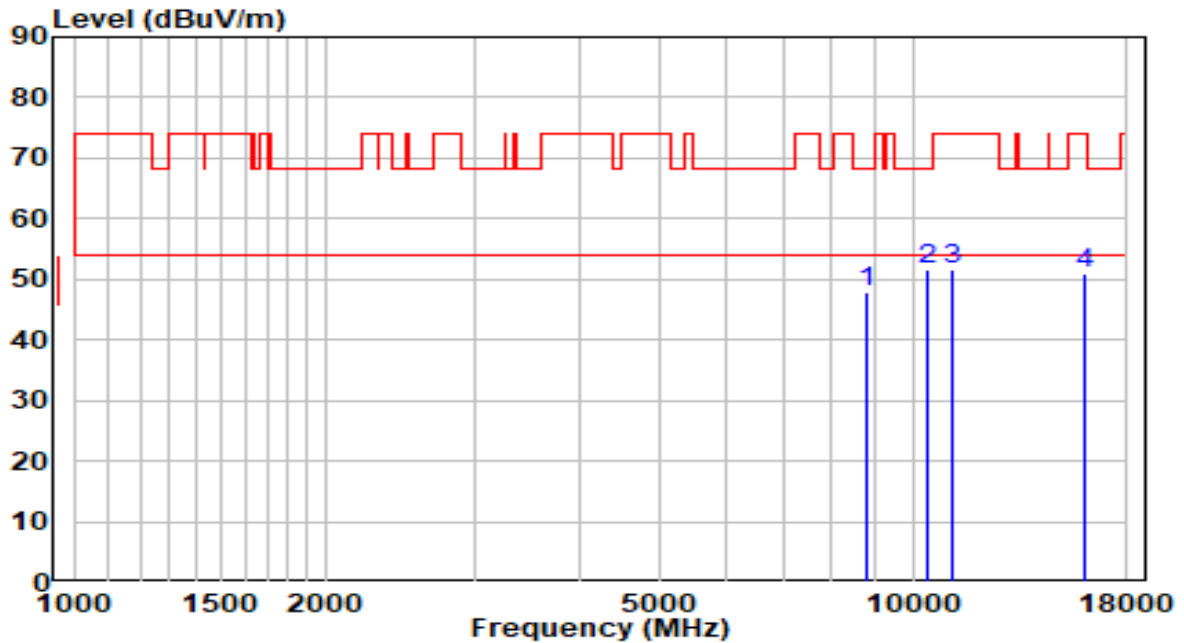


No	Frequency (MHz)	Reading (dBUV)	C.F (dB)	Measurement (dBUV/m)	Margin (dB)	Limit (dBUV/m)	Remark (QP/PK/AV)
1	8667.000	35.57	12.86	48.44	-19.76	68.20	Peak
2	* 9823.000	34.79	15.03	49.81	-18.39	68.20	Peak
3	11030.000	33.41	17.82	51.23	-22.77	74.00	Peak
4	15841.000	30.51	20.88	51.39	-22.61	74.00	Peak

Note:

- "*", means this data is the worst emission level.
- C.F (Correction Factor) = Antenna Factor (dB)+ Cable Loss (dB)– Preamplifier(dB).
- Measurement(dBUV/m) = Reading(dBUV) + C.F (Correction Factor).
- The emission levels of other frequencies are very lower than the limit and not show in test report.

EUT	AP301	Date of Test	2020-10-17
Factor	BBHA 9120D	Temp. / Humidity	24.9°C/43.1%
Polarity	Horizontal	Site / Test Engineer	AC1 /Jay Chiu
Test Mode	Transmit by 802.11ax-HE20 at Channel 5220MHz	Test Voltage	120V/60Hz

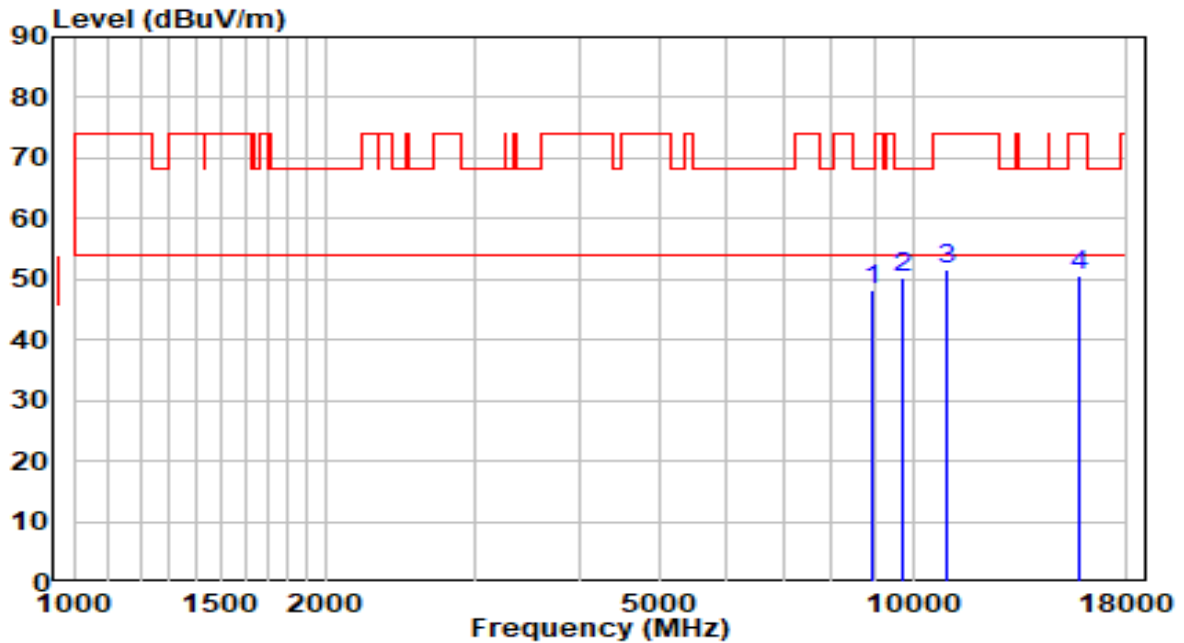


No	Frequency (MHz)	Reading (dBuV)	C.F (dB)	Measurement (dBuV/m)	Margin (dB)	Limit (dBuV/m)	Remark (QP/PK/AV)
1	8820.000	34.74	13.24	47.98	-20.22	68.20	Peak
2	* 10418.000	34.88	16.79	51.67	-16.53	68.20	Peak
3	11149.000	33.58	17.98	51.56	-22.44	74.00	Peak
4	16045.000	30.15	20.73	50.88	-23.12	74.00	Peak

Note:

- "*", means this data is the worst emission level.
- C.F (Correction Factor) = Antenna Factor (dB)+ Cable Loss (dB)– Preamplifier(dB).
- Measurement(dBuV/m) = Reading(dBuV) + C.F (Correction Factor).
- The emission levels of other frequencies are very lower than the limit and not show in test report.

EUT	AP301	Date of Test	2020-10-17
Factor	BBHA 9120D	Temp. / Humidity	24.9°C/43.1%
Polarity	Vertical	Site / Test Engineer	AC1 /Jay Chiu
Test Mode	Transmit by 802.11ax-HE20 at Channel 5220MHz	Test Voltage	120V/60Hz

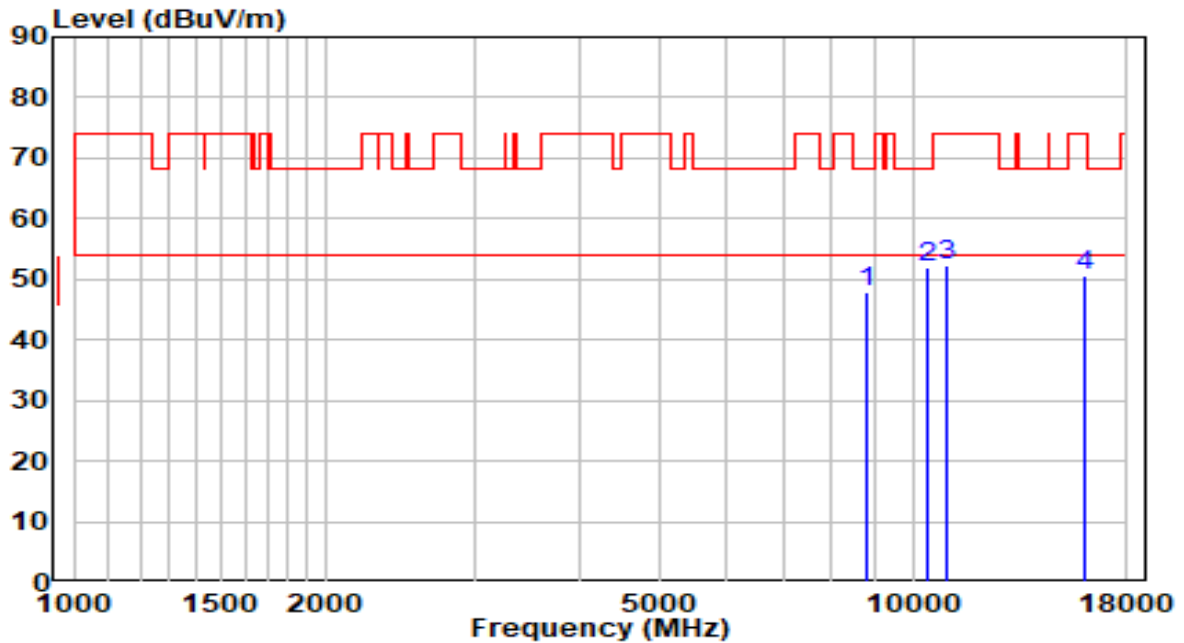


No	Frequency (MHz)	Reading (dBuV)	C.F (dB)	Measurement (dBuV/m)	Margin (dB)	Limit (dBuV/m)	Remark (QP/PK/AV)
1	8939.000	34.67	13.53	48.20	-20.00	68.20	Peak
2	* 9755.000	35.25	14.90	50.15	-18.05	68.20	Peak
3	10945.000	33.96	17.70	51.66	-22.34	74.00	Peak
4	15756.000	29.54	21.02	50.56	-23.44	74.00	Peak

Note:

- "*", means this data is the worst emission level.
- C.F (Correction Factor) = Antenna Factor (dB)+ Cable Loss (dB)– Preamplifier(dB).
- Measurement(dBuV/m) = Reading(dBuV) + C.F (Correction Factor).
- The emission levels of other frequencies are very lower than the limit and not show in test report.

EUT	AP301	Date of Test	2020-10-17
Factor	BBHA 9120D	Temp. / Humidity	24.9°C/43.1%
Polarity	Horizontal	Site / Test Engineer	AC1 /Jay Chiu
Test Mode	Transmit by 802.11ax-HE20 at Channel 5240MHz	Test Voltage	120V/60Hz

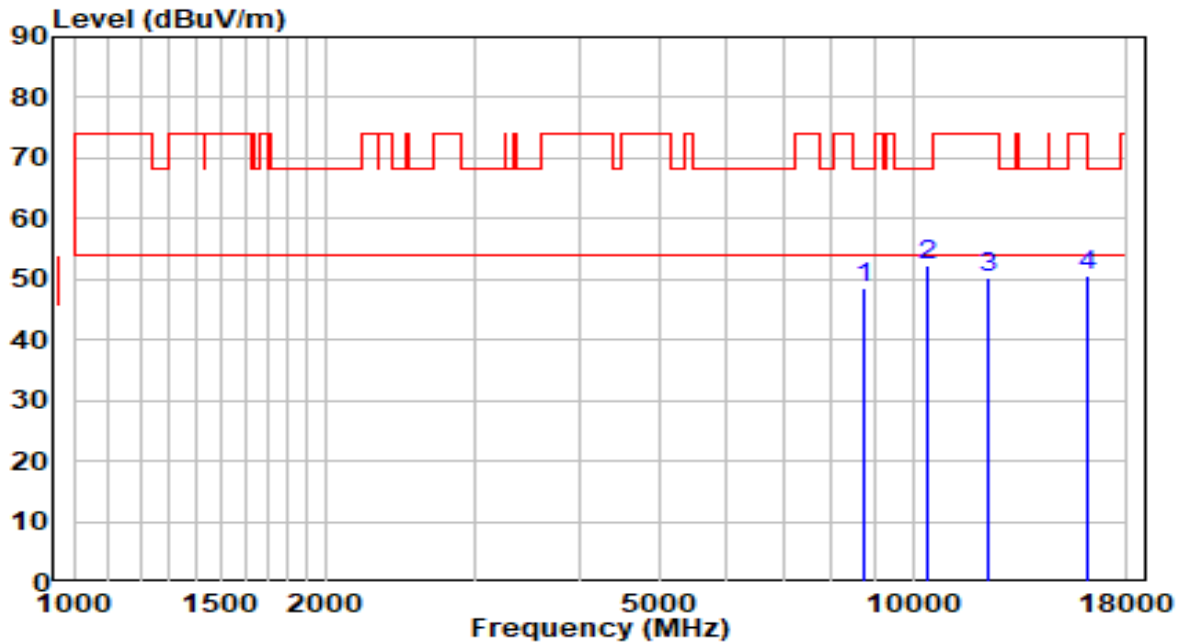


No	Frequency (MHz)	Reading (dBuV)	C.F (dB)	Measurement (dBuV/m)	Margin (dB)	Limit (dBuV/m)	Remark (QP/PK/AV)
1	8820.000	34.56	13.24	47.80	-20.40	68.20	Peak
2	* 10418.000	35.09	16.79	51.88	-16.32	68.20	Peak
3	10979.000	34.42	17.75	52.17	-21.83	74.00	Peak
4	15977.000	29.80	20.65	50.45	-23.55	74.00	Peak

Note:

- "*", means this data is the worst emission level.
- C.F (Correction Factor) = Antenna Factor (dB)+ Cable Loss (dB)– Preamplifier(dB).
- Measurement(dBuV/m) = Reading(dBuV) + C.F (Correction Factor).
- The emission levels of other frequencies are very lower than the limit and not show in test report.

EUT	AP301	Date of Test	2020-10-17
Factor	BBHA 9120D	Temp. / Humidity	24.9°C/43.1%
Polarity	Vertical	Site / Test Engineer	AC1 /Jay Chiu
Test Mode	Transmit by 802.11ax-HE20 at Channel 5240MHz	Test Voltage	120V/60Hz

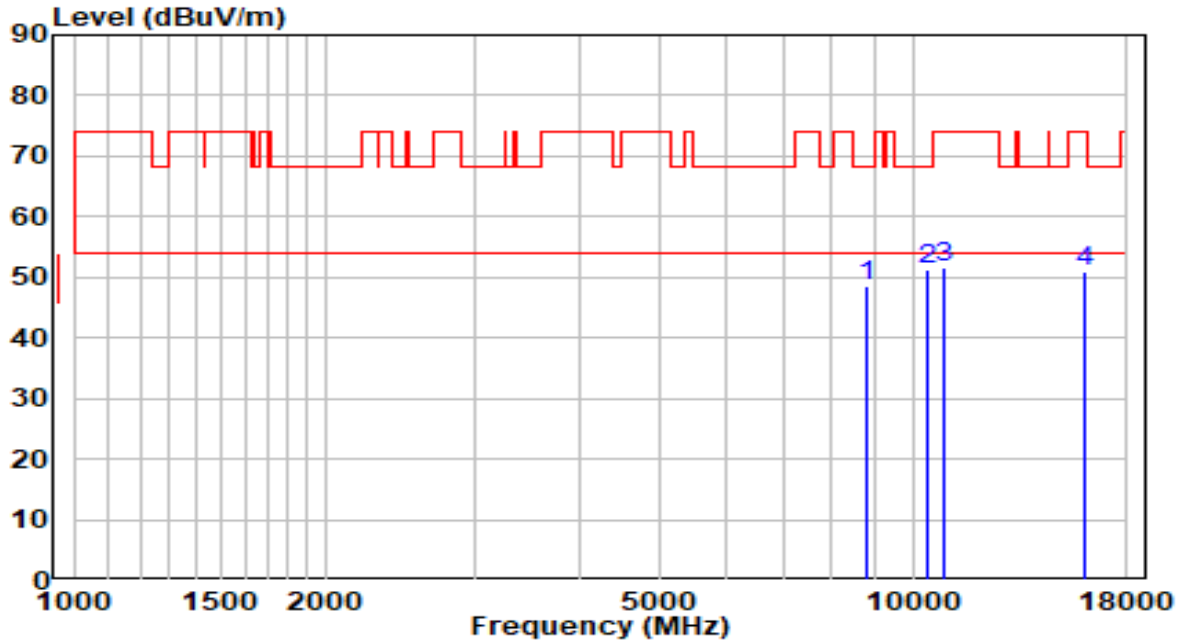


No	Frequency (MHz)	Reading (dBuV)	C.F (dB)	Measurement (dBuV/m)	Margin (dB)	Limit (dBuV/m)	Remark (QP/PK/AV)
1	8718.000	35.50	12.99	48.49	-19.71	68.20	Peak
2	* 10418.000	35.68	16.79	52.47	-15.73	68.20	Peak
3	12305.000	32.46	17.87	50.33	-23.67	74.00	Peak
4	16164.000	29.70	21.05	50.76	-23.24	74.00	Peak

Note:

1. " *", means this data is the worst emission level.
2. C.F (Correction Factor) = Antenna Factor (dB)+ Cable Loss (dB)– Preamplifier(dB).
3. Measurement(dBuV/m) = Reading(dBuV) + C.F (Correction Factor).
- 4.The emission levels of other frequencies are very lower than the limit and not show in test report.

EUT	AP301	Date of Test	2020-10-17
Factor	BBHA 9120D	Temp. / Humidity	24.9°C/43.1%
Polarity	Horizontal	Site / Test Engineer	AC1 /Jay Chiu
Test Mode	Transmit by 802.11ax-HE20 at Channel 5260MHz	Test Voltage	120V/60Hz

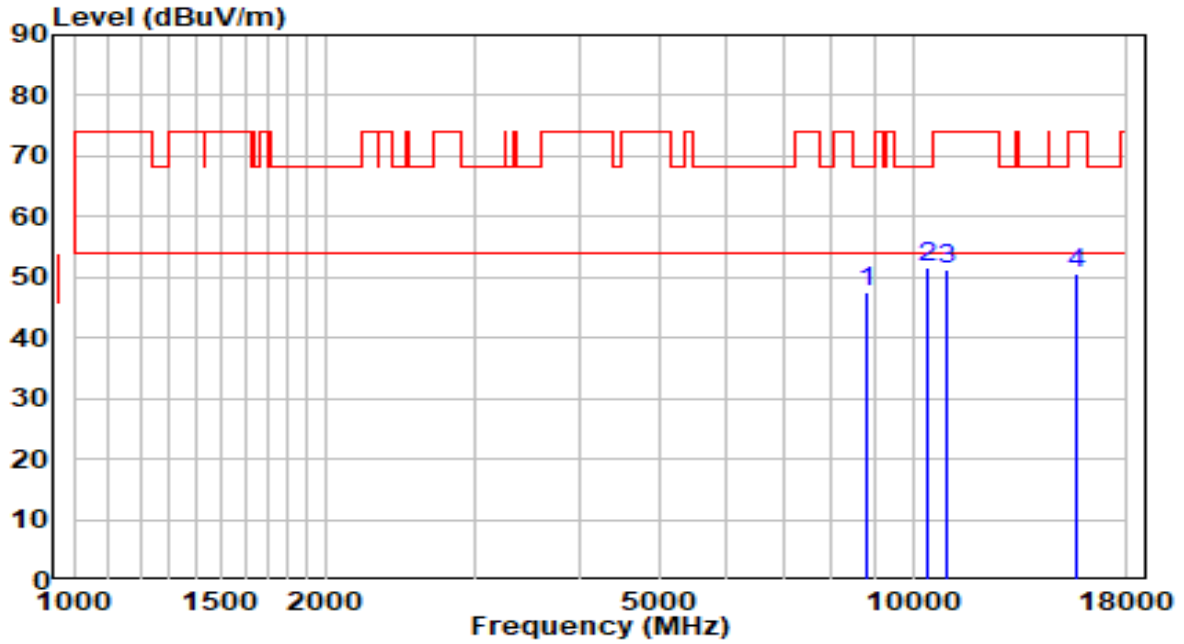


No	Frequency (MHz)	Reading (dBuV)	C.F (dB)	Measurement (dBuV/m)	Margin (dB)	Limit (dBuV/m)	Remark (QP/PK/AV)
1	8820.000	35.32	13.24	48.56	-19.64	68.20	Peak
2	* 10418.000	34.60	16.79	51.39	-16.81	68.20	Peak
3	10911.000	33.92	17.65	51.57	-22.43	74.00	Peak
4	15977.000	30.22	20.65	50.87	-23.13	74.00	Peak

Note:

- "*", means this data is the worst emission level.
- C.F (Correction Factor) = Antenna Factor (dB)+ Cable Loss (dB)– Preamplifier(dB).
- Measurement(dBuV/m) = Reading(dBuV) + C.F (Correction Factor).
- The emission levels of other frequencies are very lower than the limit and not show in test report.

EUT	AP301	Date of Test	2020-10-17
Factor	BBHA 9120D	Temp. / Humidity	24.9°C/43.1%
Polarity	Vertical	Site / Test Engineer	AC1 /Jay Chiu
Test Mode	Transmit by 802.11ax-HE20 at Channel 5260MHz	Test Voltage	120V/60Hz

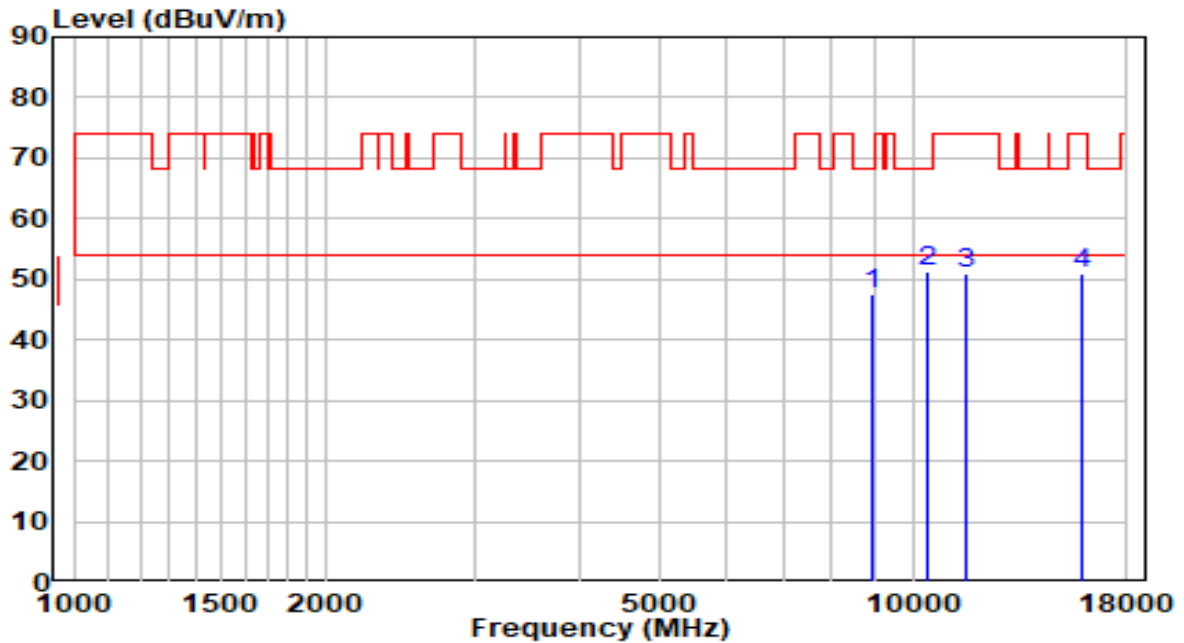


No		Frequency (MHz)	Reading (dBuV)	C.F (dB)	Measurement (dBuV/m)	Margin (dB)	Limit (dBuV/m)	Remark (QP/PK/AV)
1		8820.000	34.48	13.24	47.72	-20.48	68.20	Peak
2	*	10418.000	34.76	16.79	51.55	-16.65	68.20	Peak
3	0.00	10996.000	33.49	17.77	51.26	-22.74	74.00	Peak
4	0.00	15654.000	29.54	21.19	50.73	-23.27	74.00	Peak

Note:

1. " *", means this data is the worst emission level.
2. C.F (Correction Factor) = Antenna Factor (dB)+ Cable Loss (dB)– Preamplifier(dB).
3. Measurement(dBuV/m) = Reading(dBuV) + C.F (Correction Factor).
- 4.The emission levels of other frequencies are very lower than the limit and not show in test report.

EUT	AP301	Date of Test	2020-10-17
Factor	BBHA 9120D	Temp. / Humidity	24.9°C/43.1%
Polarity	Horizontal	Site / Test Engineer	AC1 /Jay Chiu
Test Mode	Transmit by 802.11ax-HE20 at Channel 5300MHz	Test Voltage	120V/60Hz

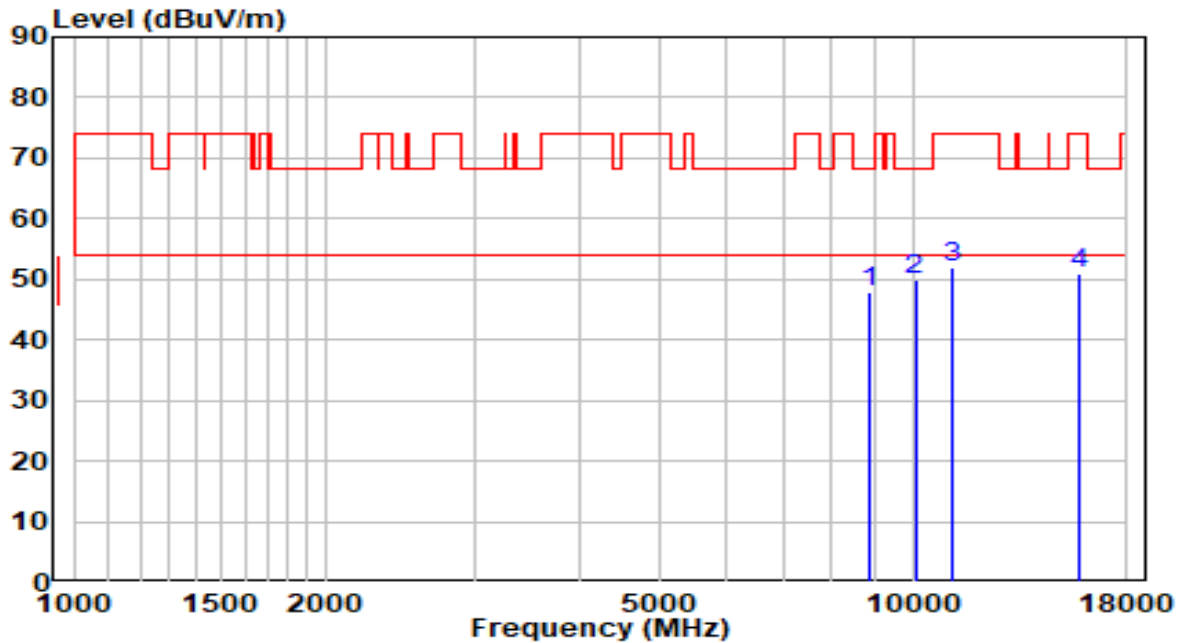


No	Frequency (MHz)	Reading (dBuV)	C.F (dB)	Measurement (dBuV/m)	Margin (dB)	Limit (dBuV/m)	Remark (QP/PK/AV)
1	8922.000	34.21	13.49	47.69	-20.51	68.20	Peak
2	* 10418.000	34.47	16.79	51.26	-16.94	68.20	Peak
3	11574.000	32.71	18.36	51.07	-22.93	74.00	Peak
4	15875.000	30.17	20.82	50.99	-23.01	74.00	Peak

Note:

- "*", means this data is the worst emission level.
- C.F (Correction Factor) = Antenna Factor (dB)+ Cable Loss (dB)– Preamplifier(dB).
- Measurement(dBuV/m) = Reading(dBuV) + C.F (Correction Factor).
- The emission levels of other frequencies are very lower than the limit and not show in test report.

EUT	AP301	Date of Test	2020-10-17
Factor	BBHA 9120D	Temp. / Humidity	24.9°C/43.1%
Polarity	Vertical	Site / Test Engineer	AC1 /Jay Chiu
Test Mode	Transmit by 802.11ax-HE20 at Channel 5300MHz	Test Voltage	120V/60Hz

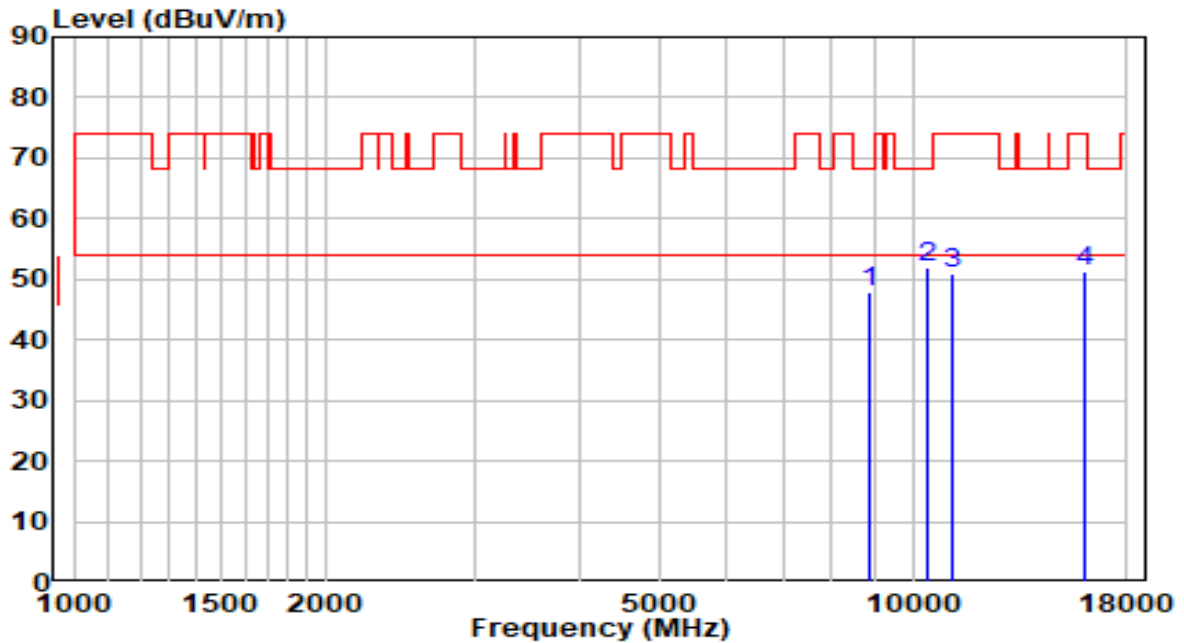


No	Frequency (MHz)	Reading (dBuV)	C.F (dB)	Measurement (dBuV/m)	Margin (dB)	Limit (dBuV/m)	Remark (QP/PK/AV)
1	8854.000	34.63	13.32	47.96	-20.24	68.20	Peak
2	* 10061.000	34.38	15.57	49.94	-18.26	68.20	Peak
3	11115.000	34.05	17.93	51.98	-22.02	74.00	Peak
4	15824.000	30.09	20.91	51.00	-23.00	74.00	Peak

Note:

- "*", means this data is the worst emission level.
- C.F (Correction Factor) = Antenna Factor (dB)+ Cable Loss (dB)– Preamplifier(dB).
- Measurement(dBuV/m) = Reading(dBuV) + C.F (Correction Factor).
- The emission levels of other frequencies are very lower than the limit and not show in test report.

EUT	AP301	Date of Test	2020-10-17
Factor	BBHA 9120D	Temp. / Humidity	24.9°C/43.1%
Polarity	Horizontal	Site / Test Engineer	AC1 /Jay Chiu
Test Mode	Transmit by 802.11ax-HE20 at Channel 5320MHz	Test Voltage	120V/60Hz

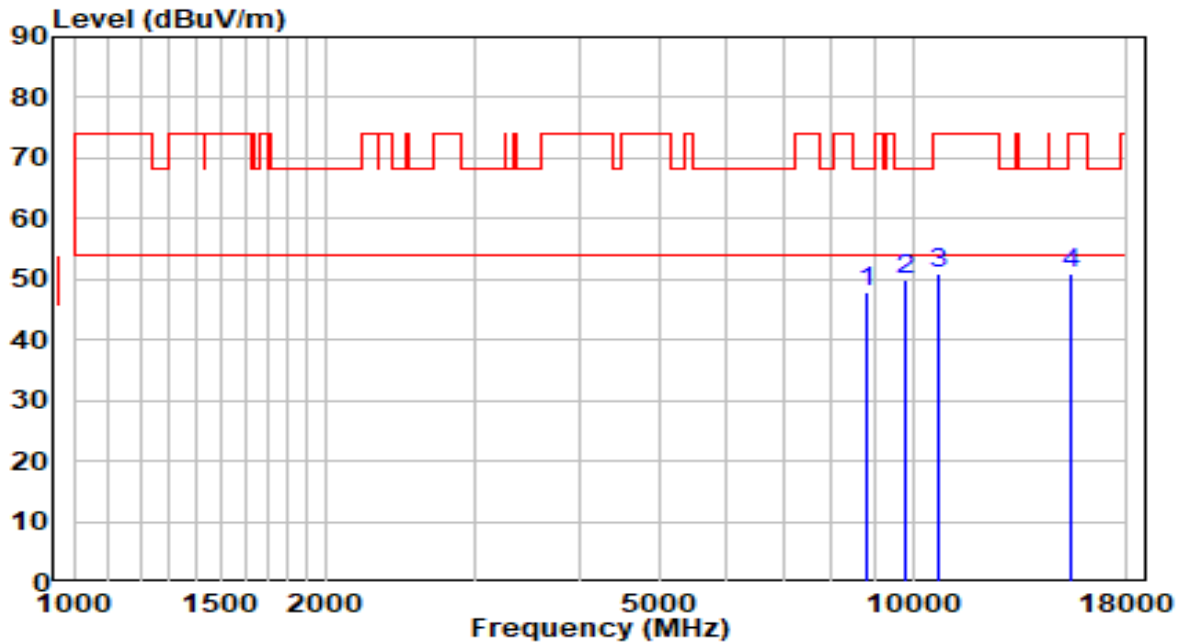


No	Frequency (MHz)	Reading (dBuV)	C.F (dB)	Measurement (dBuV/m)	Margin (dB)	Limit (dBuV/m)	Remark (QP/PK/AV)
1	8888.000	34.56	13.41	47.96	-20.24	68.20	Peak
2	* 10384.000	35.36	16.67	52.03	-16.17	68.20	Peak
3	11166.000	33.08	18.00	51.08	-22.92	74.00	Peak
4	16079.000	30.56	20.82	51.39	-22.61	74.00	Peak

Note:

- "*", means this data is the worst emission level.
- C.F (Correction Factor) = Antenna Factor (dB)+ Cable Loss (dB)– Preamplifier(dB).
- Measurement(dBuV/m) = Reading(dBuV) + C.F (Correction Factor).
- The emission levels of other frequencies are very lower than the limit and not show in test report.

EUT	AP301	Date of Test	2020-10-17
Factor	BBHA 9120D	Temp. / Humidity	24.9°C/43.1%
Polarity	Vertical	Site / Test Engineer	AC1 /Jay Chiu
Test Mode	Transmit by 802.11ax-HE20 at Channel 5320MHz	Test Voltage	120V/60Hz

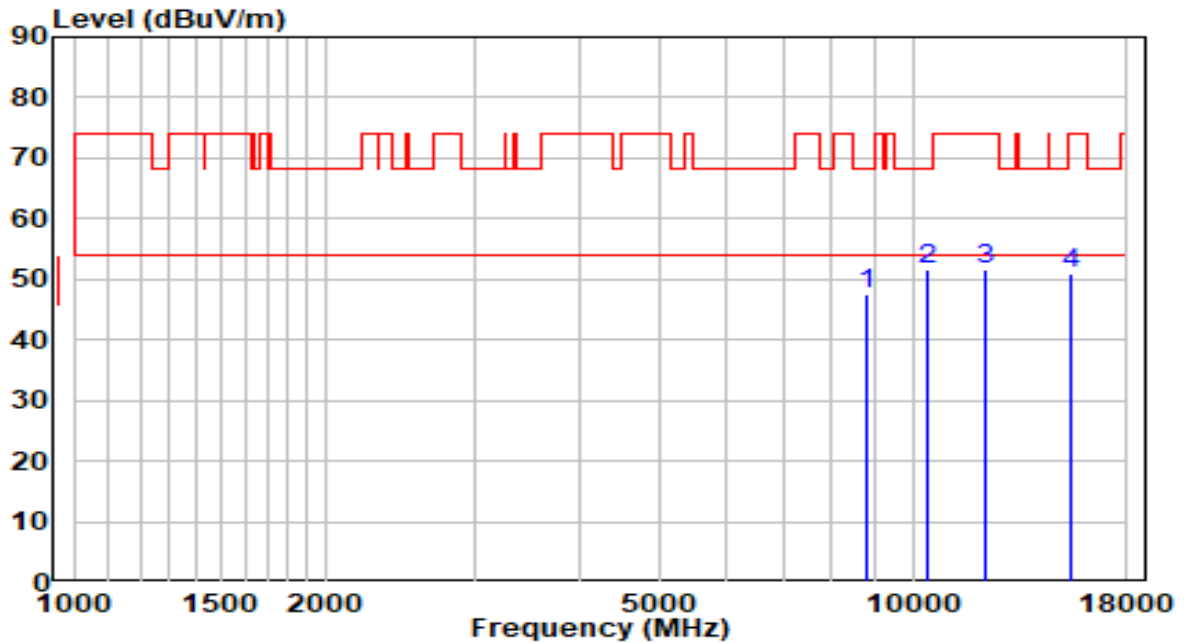


No	Frequency (MHz)	Reading (dBuV)	C.F (dB)	Measurement (dBuV/m)	Margin (dB)	Limit (dBuV/m)	Remark (QP/PK/AV)
1	8803.000	34.70	13.20	47.90	-20.30	68.20	Peak
2	* 9772.000	35.04	14.93	49.97	-18.23	68.20	Peak
3	10758.000	33.58	17.44	51.02	-22.98	74.00	Peak
4	15484.000	29.41	21.45	50.86	-23.14	74.00	Peak

Note:

- "*", means this data is the worst emission level.
- C.F (Correction Factor) = Antenna Factor (dB)+ Cable Loss (dB)– Preamplifier(dB).
- Measurement(dBuV/m) = Reading(dBuV) + C.F (Correction Factor).
- The emission levels of other frequencies are very lower than the limit and not show in test report.

EUT	AP301	Date of Test	2020-10-17
Factor	BBHA 9120D	Temp. / Humidity	24.9°C/43.1%
Polarity	Horizontal	Site / Test Engineer	AC1 /Jay Chiu
Test Mode	Transmit by 802.11ax-HE20 at Channel 5500MHz	Test Voltage	120V/60Hz

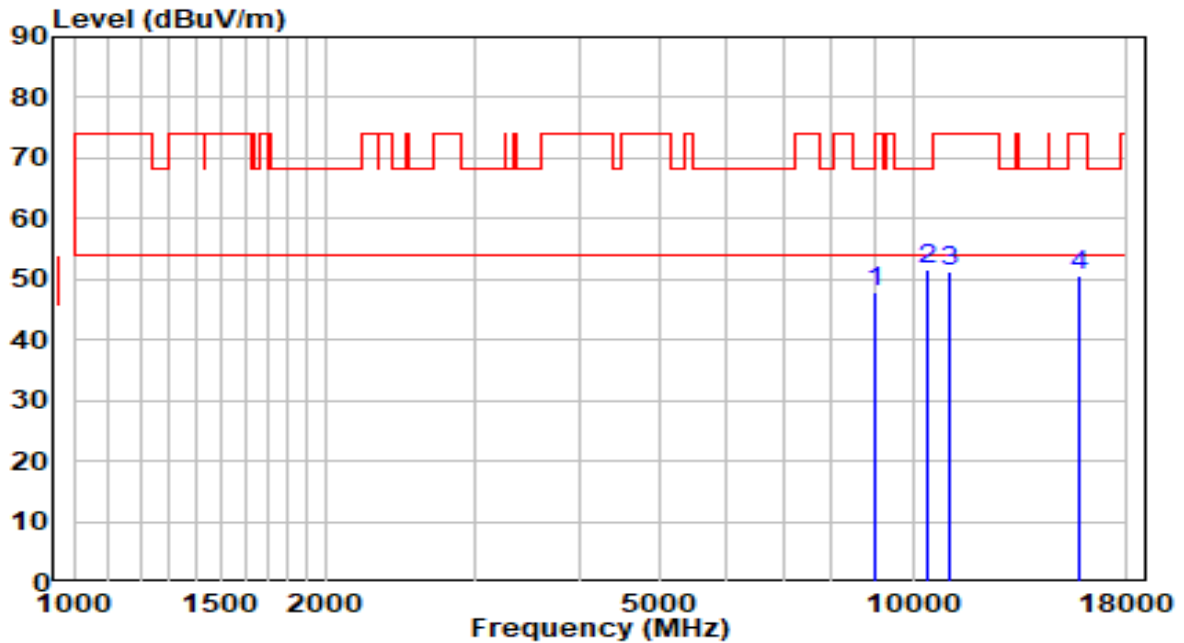


No	Frequency (MHz)	Reading (dBuV)	C.F (dB)	Measurement (dBuV/m)	Margin (dB)	Limit (dBuV/m)	Remark (QP/PK/AV)
1	8803.000	34.42	13.20	47.62	-20.58	68.20	Peak
2	* 10418.000	34.71	16.79	51.50	-16.70	68.20	Peak
3	12237.000	33.80	17.86	51.66	-22.34	74.00	Peak
4	15382.000	29.65	21.46	51.11	-22.89	74.00	Peak

Note:

- "*", means this data is the worst emission level.
- C.F (Correction Factor) = Antenna Factor (dB)+ Cable Loss (dB)– Preamplifier(dB).
- Measurement(dBuV/m) = Reading(dBuV) + C.F (Correction Factor).
- The emission levels of other frequencies are very lower than the limit and not show in test report.

EUT	AP301	Date of Test	2020-10-17
Factor	BBHA 9120D	Temp. / Humidity	24.9°C/43.1%
Polarity	Vertical	Site / Test Engineer	AC1 /Jay Chiu
Test Mode	Transmit by 802.11ax-HE20 at Channel 5500MHz	Test Voltage	120V/60Hz

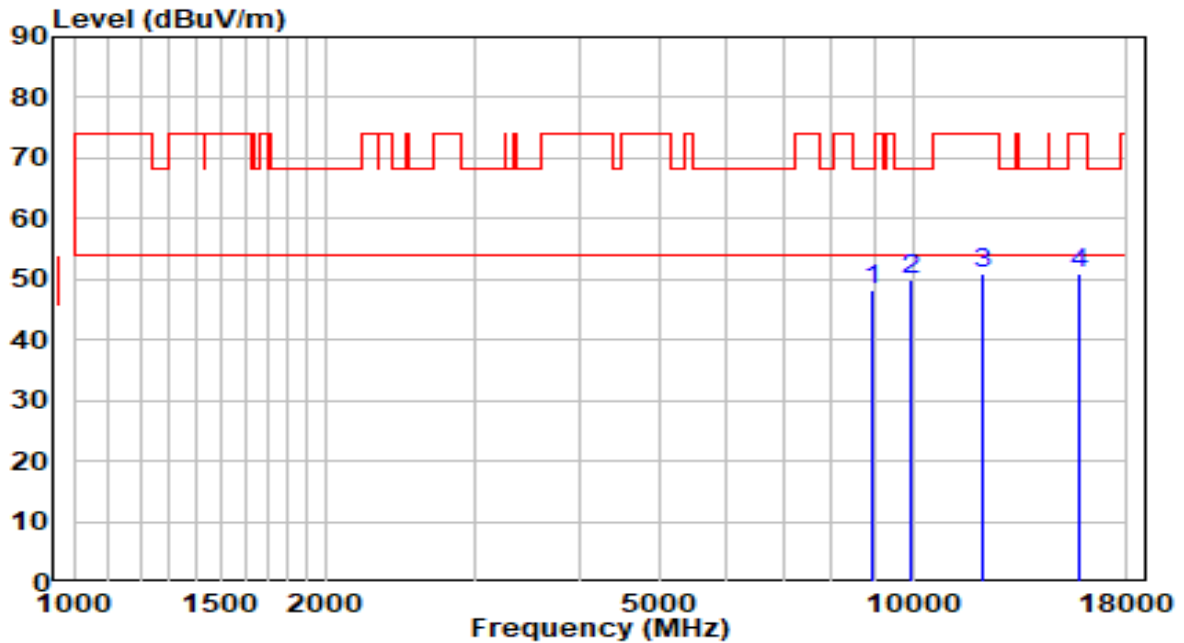


No	Frequency (MHz)	Reading (dBuV)	C.F (dB)	Measurement (dBuV/m)	Margin (dB)	Limit (dBuV/m)	Remark (QP/PK/AV)
1	8990.000	34.17	13.66	47.82	-20.38	68.20	Peak
2	* 10418.000	35.00	16.79	51.79	-16.41	68.20	Peak
3	11047.000	33.61	17.84	51.45	-22.55	74.00	Peak
4	15841.000	29.88	20.88	50.76	-23.24	74.00	Peak

Note:

- "*", means this data is the worst emission level.
- C.F (Correction Factor) = Antenna Factor (dB)+ Cable Loss (dB)– Preamplifier(dB).
- Measurement(dBuV/m) = Reading(dBuV) + C.F (Correction Factor).
- The emission levels of other frequencies are very lower than the limit and not show in test report.

EUT	AP301	Date of Test	2020-10-17
Factor	BBHA 9120D	Temp. / Humidity	24.9°C/43.1%
Polarity	Horizontal	Site / Test Engineer	AC1 /Jay Chiu
Test Mode	Transmit by 802.11ax-HE20 at Channel 5580MHz	Test Voltage	120V/60Hz

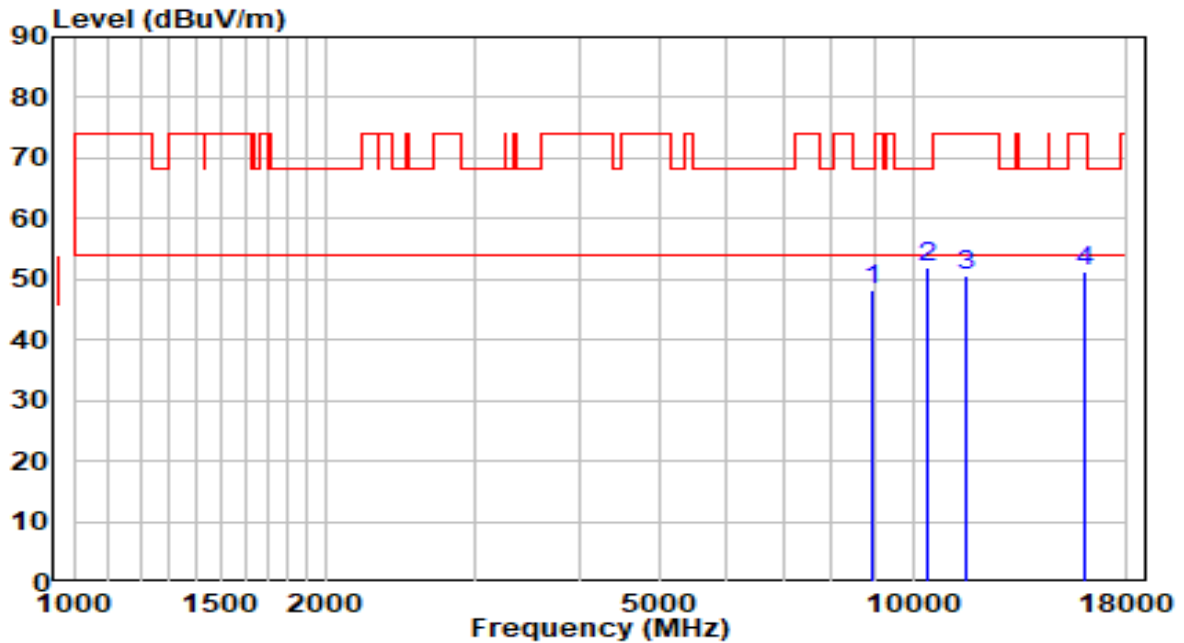


No	Frequency (MHz)	Reading (dBuV)	C.F (dB)	Measurement (dBuV/m)	Margin (dB)	Limit (dBuV/m)	Remark (QP/PK/AV)
1	8939.000	34.71	13.53	48.24	-19.96	68.20	Peak
2	* 9959.000	34.64	15.28	49.93	-18.27	68.20	Peak
3	12118.000	33.06	17.84	50.90	-23.10	74.00	Peak
4	15841.000	30.12	20.88	50.99	-23.01	74.00	Peak

Note:

- "*", means this data is the worst emission level.
- C.F (Correction Factor) = Antenna Factor (dB)+ Cable Loss (dB)– Preamplifier(dB).
- Measurement(dBuV/m) = Reading(dBuV) + C.F (Correction Factor).
- The emission levels of other frequencies are very lower than the limit and not show in test report.

EUT	AP301	Date of Test	2020-10-17
Factor	BBHA 9120D	Temp. / Humidity	24.9°C/43.1%
Polarity	Vertical	Site / Test Engineer	AC1 /Jay Chiu
Test Mode	Transmit by 802.11ax-HE20 at Channel 5580MHz	Test Voltage	120V/60Hz

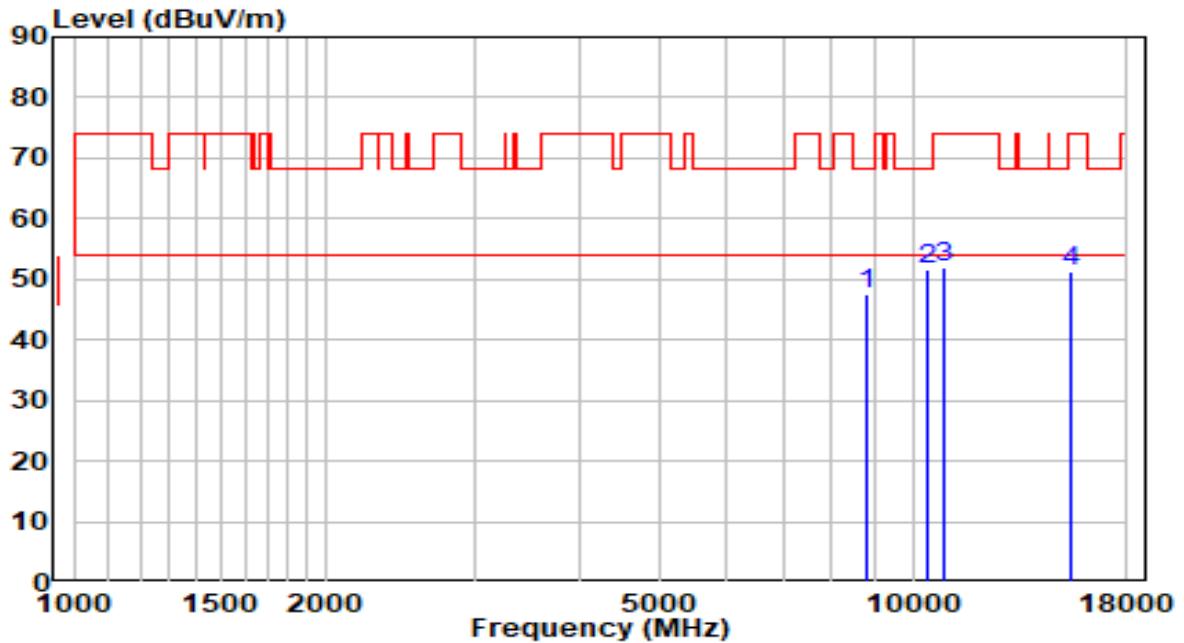


No	Frequency (MHz)	Reading (dBuV)	C.F (dB)	Measurement (dBuV/m)	Margin (dB)	Limit (dBuV/m)	Remark (QP/PK/AV)
1	8973.000	34.59	13.61	48.20	-20.00	68.20	Peak
2	* 10418.000	35.26	16.79	52.05	-16.15	68.20	Peak
3	11540.000	32.27	18.40	50.67	-23.33	74.00	Peak
4	15977.000	30.57	20.65	51.22	-22.78	74.00	Peak

Note:

- "*", means this data is the worst emission level.
- C.F (Correction Factor) = Antenna Factor (dB)+ Cable Loss (dB)– Preamplifier(dB).
- Measurement(dBuV/m) = Reading(dBuV) + C.F (Correction Factor).
- The emission levels of other frequencies are very lower than the limit and not show in test report.

EUT	AP301	Date of Test	2020-10-17
Factor	BBHA 9120D	Temp. / Humidity	24.9°C/43.1%
Polarity	Horizontal	Site / Test Engineer	AC1 /Jay Chiu
Test Mode	Transmit by 802.11ax-HE20 at Channel 5700MHz	Test Voltage	120V/60Hz

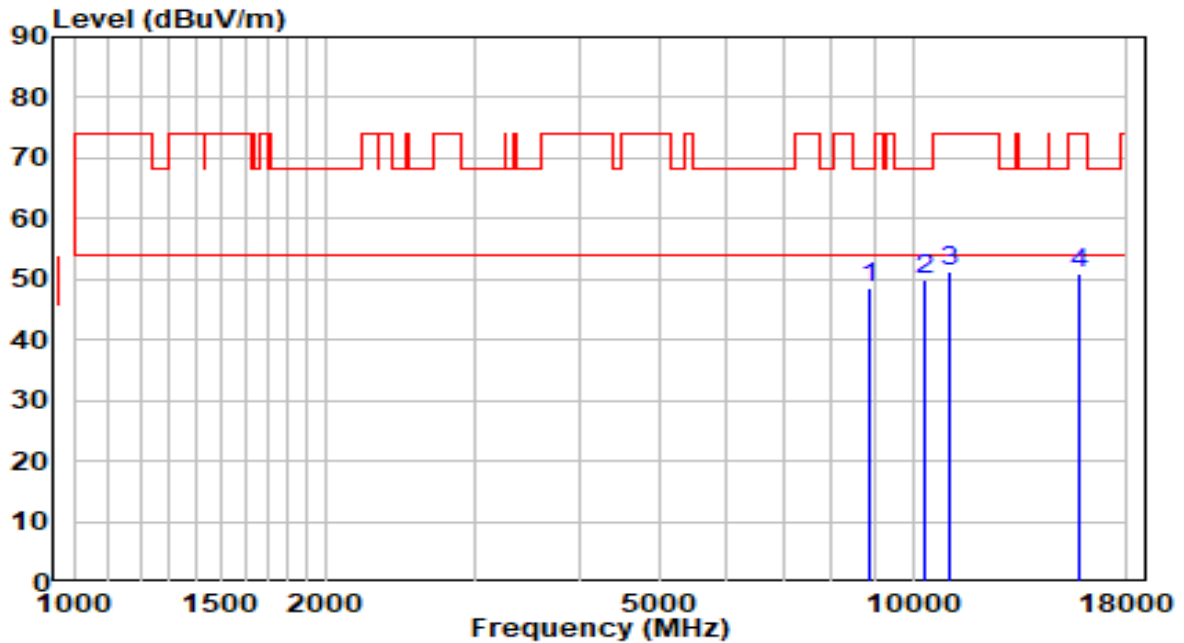


No	Frequency (MHz)	Reading (dBuV)	C.F (dB)	Measurement (dBuV/m)	Margin (dB)	Limit (dBuV/m)	Remark (QP/PK/AV)
1	8820.000	34.29	13.24	47.53	-20.67	68.20	Peak
2	* 10418.000	34.74	16.79	51.53	-16.67	68.20	Peak
3	10860.000	34.25	17.58	51.84	-22.16	74.00	Peak
4	15416.000	29.75	21.46	51.21	-22.79	74.00	Peak

Note:

- "*", means this data is the worst emission level.
- C.F (Correction Factor) = Antenna Factor (dB)+ Cable Loss (dB)– Preamplifier(dB).
- Measurement(dBuV/m) = Reading(dBuV) + C.F (Correction Factor).
- The emission levels of other frequencies are very lower than the limit and not show in test report.

EUT	AP301	Date of Test	2020-10-17
Factor	BBHA 9120D	Temp. / Humidity	24.9°C/43.1%
Polarity	Vertical	Site / Test Engineer	AC1 /Jay Chiu
Test Mode	Transmit by 802.11ax-HE20 at Channel 5700MHz	Test Voltage	120V/60Hz

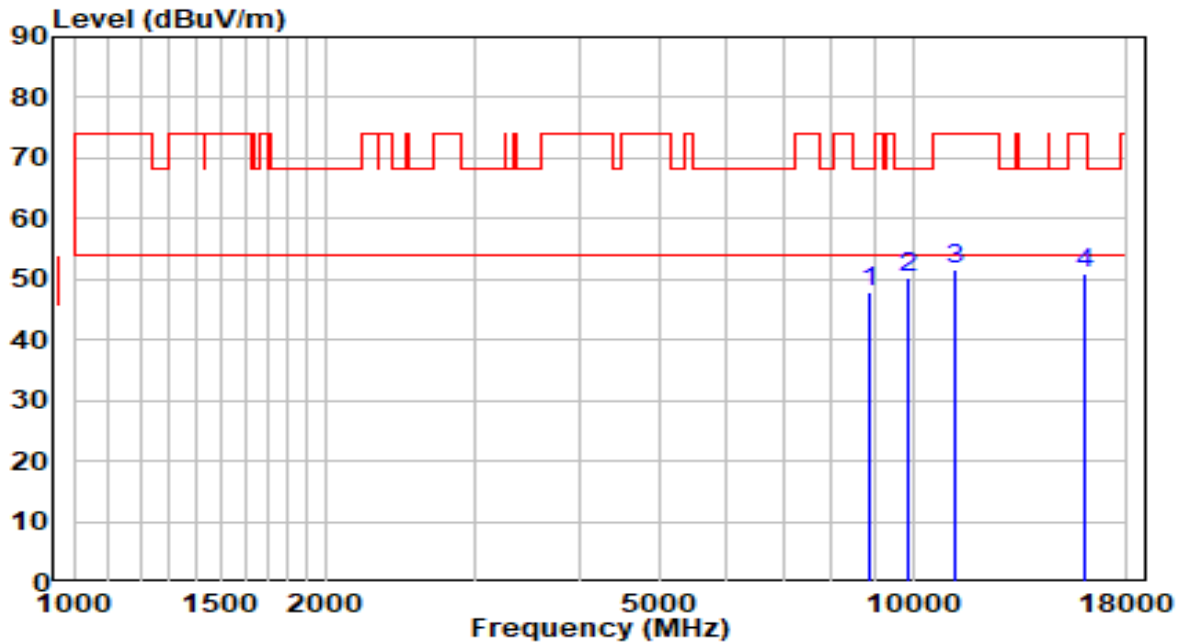


No	Frequency (MHz)	Reading (dBuV)	C.F (dB)	Measurement (dBuV/m)	Margin (dB)	Limit (dBuV/m)	Remark (QP/PK/AV)
1	8854.000	35.29	13.32	48.62	-19.58	68.20	Peak
2	* 10367.000	33.16	16.62	49.77	-18.43	68.20	Peak
3	11081.000	33.37	17.89	51.25	-22.75	74.00	Peak
4	15841.000	30.22	20.88	51.09	-22.91	74.00	Peak

Note:

- "*", means this data is the worst emission level.
- C.F (Correction Factor) = Antenna Factor (dB)+ Cable Loss (dB)– Preamplifier(dB).
- Measurement(dBuV/m) = Reading(dBuV) + C.F (Correction Factor).
- The emission levels of other frequencies are very lower than the limit and not show in test report.

EUT	AP301	Date of Test	2020-10-17
Factor	BBHA 9120D	Temp. / Humidity	24.9°C/43.1%
Polarity	Horizontal	Site / Test Engineer	AC1 /Jay Chiu
Test Mode	Transmit by 802.11ax-HE20 at Channel 5720MHz	Test Voltage	120V/60Hz

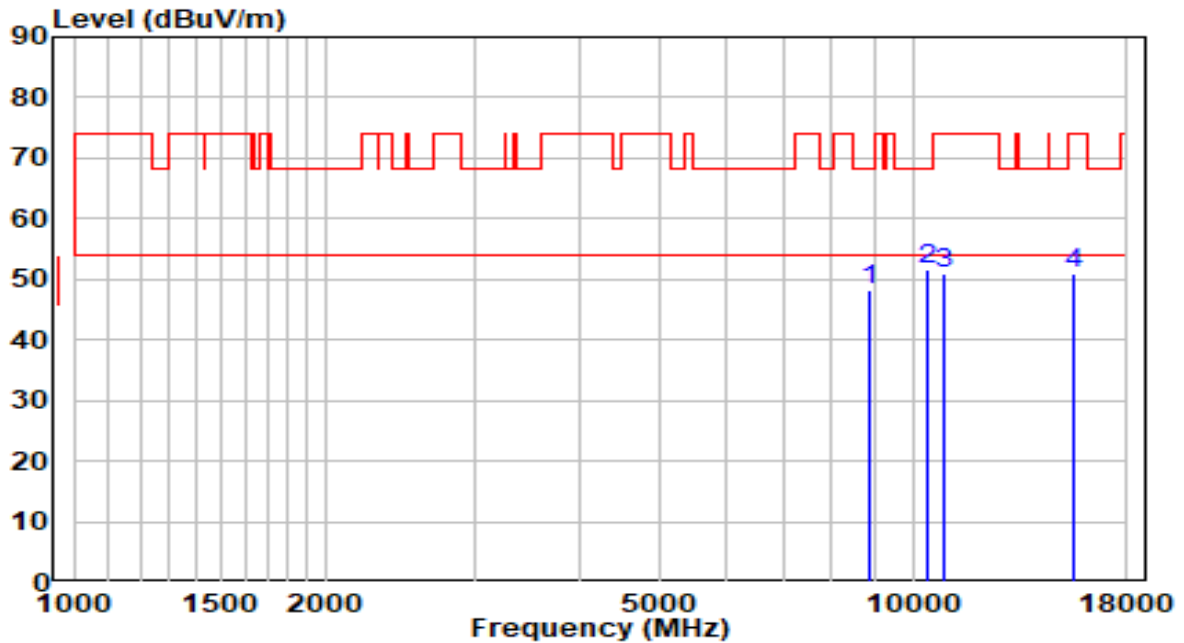


No	Frequency (MHz)	Reading (dBuV)	C.F (dB)	Measurement (dBuV/m)	Margin (dB)	Limit (dBuV/m)	Remark (QP/PK/AV)
1	8871.000	34.53	13.36	47.89	-20.31	68.20	Peak
2	* 9874.000	35.06	15.12	50.18	-18.02	68.20	Peak
3	11217.000	33.49	18.07	51.56	-22.44	74.00	Peak
4	15977.000	30.26	20.65	50.91	-23.09	74.00	Peak

Note:

- "*", means this data is the worst emission level.
- C.F (Correction Factor) = Antenna Factor (dB)+ Cable Loss (dB)– Preamplifier(dB).
- Measurement(dBuV/m) = Reading(dBuV) + C.F (Correction Factor).
- The emission levels of other frequencies are very lower than the limit and not show in test report.

EUT	AP301	Date of Test	2020-10-17
Factor	BBHA 9120D	Temp. / Humidity	24.9°C/43.1%
Polarity	Vertical	Site / Test Engineer	AC1 /Jay Chiu
Test Mode	Transmit by 802.11ax-HE20 at Channel 5720MHz	Test Voltage	120V/60Hz

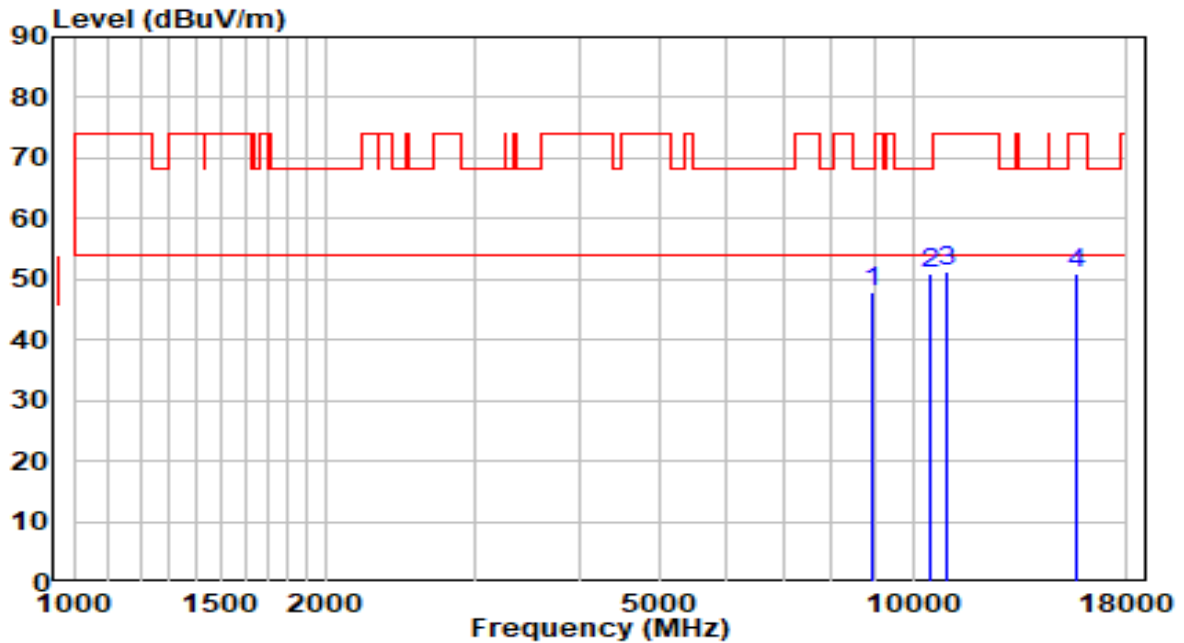


No	Frequency (MHz)	Reading (dBuV)	C.F (dB)	Measurement (dBuV/m)	Margin (dB)	Limit (dBuV/m)	Remark (QP/PK/AV)
1	8871.000	34.99	13.36	48.35	-19.85	68.20	Peak
2	* 10418.000	34.94	16.79	51.73	-16.47	68.20	Peak
3	10928.000	33.30	17.68	50.98	-23.02	74.00	Peak
4	15603.000	29.62	21.28	50.90	-23.10	74.00	Peak

Note:

- "*", means this data is the worst emission level.
- C.F (Correction Factor) = Antenna Factor (dB)+ Cable Loss (dB)– Preamplifier(dB).
- Measurement(dBuV/m) = Reading(dBuV) + C.F (Correction Factor).
- The emission levels of other frequencies are very lower than the limit and not show in test report.

EUT	AP301	Date of Test	2020-10-17
Factor	BBHA 9120D	Temp. / Humidity	24.9°C/43.1%
Polarity	Horizontal	Site / Test Engineer	AC1 /Jay Chiu
Test Mode	Transmit by 802.11ax-HE20 at Channel 5745MHz	Test Voltage	120V/60Hz

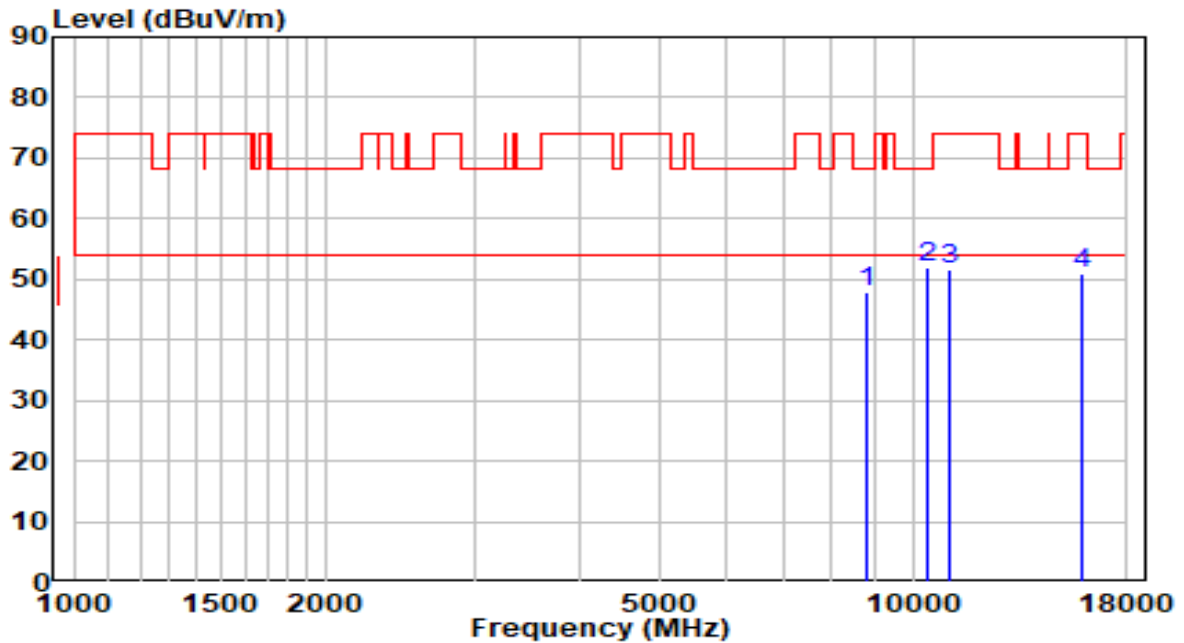


No	Frequency (MHz)	Reading (dBuV)	C.F (dB)	Measurement (dBuV/m)	Margin (dB)	Limit (dBuV/m)	Remark (QP/PK/AV)
1	8973.000	34.37	13.61	47.98	-20.22	68.20	Peak
2	* 10486.000	34.03	17.02	51.06	-17.14	68.20	Peak
3	10945.000	33.42	17.70	51.13	-22.87	74.00	Peak
4	15705.000	29.71	21.11	50.82	-23.18	74.00	Peak

Note:

- "*", means this data is the worst emission level.
- C.F (Correction Factor) = Antenna Factor (dB)+ Cable Loss (dB)– Preamplifier(dB).
- Measurement(dBuV/m) = Reading(dBuV) + C.F (Correction Factor).
- The emission levels of other frequencies are very lower than the limit and not show in test report.

EUT	AP301	Date of Test	2020-10-17
Factor	BBHA 9120D	Temp. / Humidity	24.9°C/43.1%
Polarity	Vertical	Site / Test Engineer	AC1 /Jay Chiu
Test Mode	Transmit by 802.11ax-HE20 at Channel 5745MHz	Test Voltage	120V/60Hz

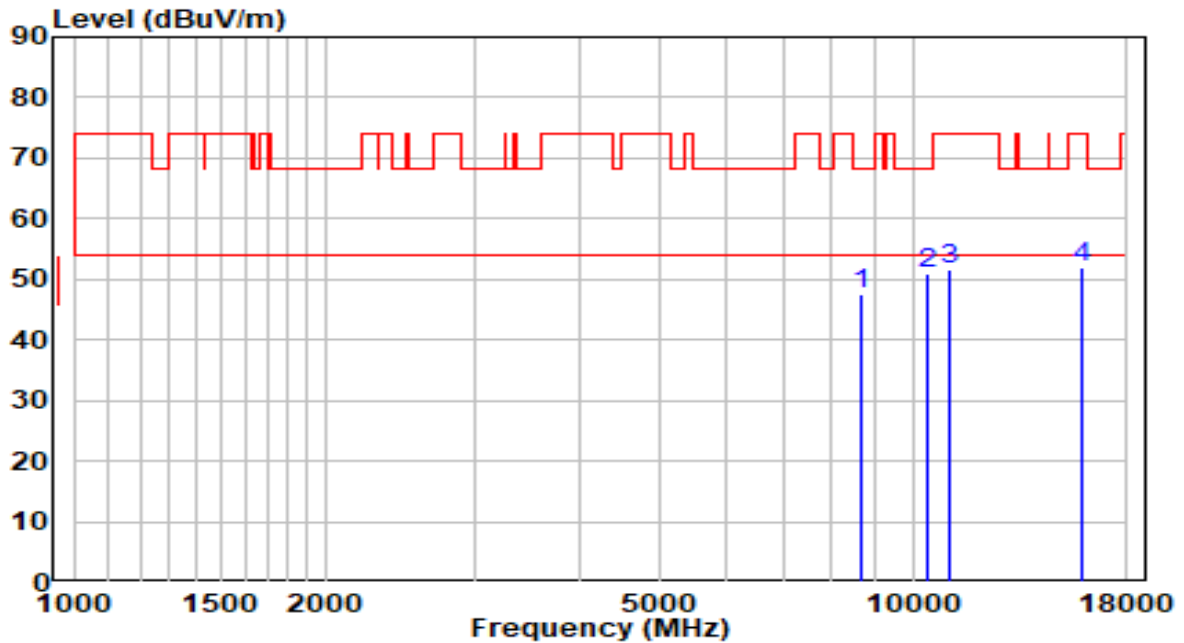


No	Frequency (MHz)	Reading (dBuV)	C.F (dB)	Measurement (dBuV/m)	Margin (dB)	Limit (dBuV/m)	Remark (QP/PK/AV)
1	8820.000	34.62	13.24	47.86	-20.34	68.20	Peak
2	* 10418.000	35.27	16.79	52.06	-16.14	68.20	Peak
3	11081.000	33.72	17.89	51.60	-22.40	74.00	Peak
4	15909.000	30.02	20.76	50.78	-23.22	74.00	Peak

Note:

- "*", means this data is the worst emission level.
- C.F (Correction Factor) = Antenna Factor (dB)+ Cable Loss (dB)– Preamplifier(dB).
- Measurement(dBuV/m) = Reading(dBuV) + C.F (Correction Factor).
- The emission levels of other frequencies are very lower than the limit and not show in test report.

EUT	AP301	Date of Test	2020-10-17
Factor	BBHA 9120D	Temp. / Humidity	24.9°C/43.1%
Polarity	Horizontal	Site / Test Engineer	AC1 /Jay Chiu
Test Mode	Transmit by 802.11ax-HE20 at Channel 5785MHz	Test Voltage	120V/60Hz

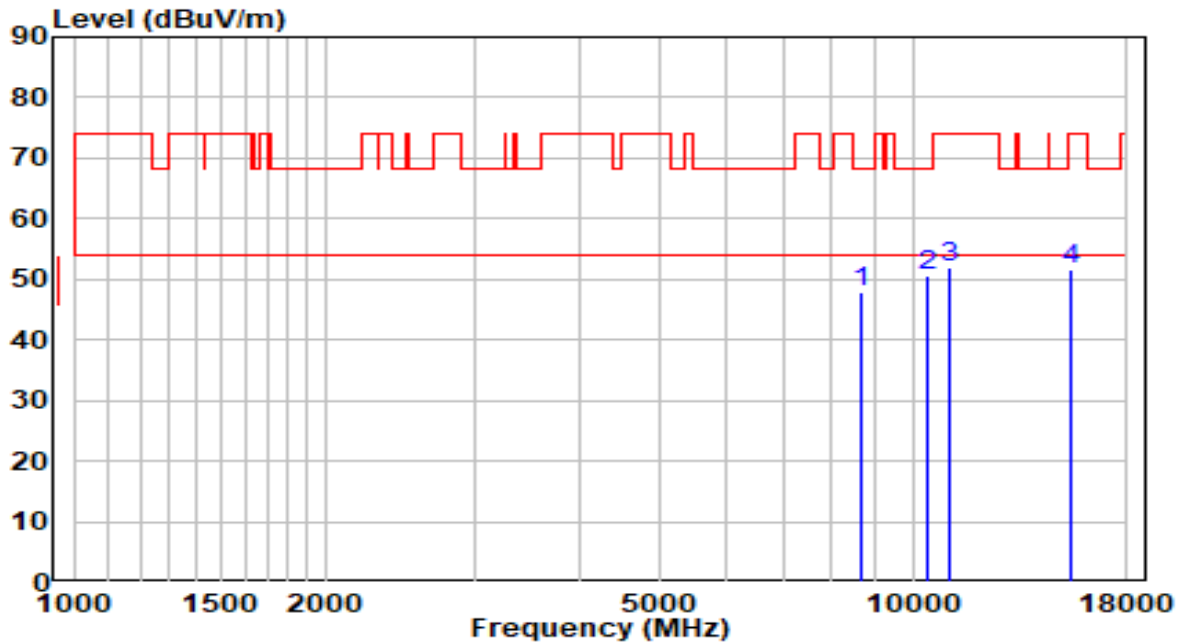


No	Frequency (MHz)	Reading (dBuV)	C.F (dB)	Measurement (dBuV/m)	Margin (dB)	Limit (dBuV/m)	Remark (QP/PK/AV)
1	8701.000	34.63	12.95	47.58	-20.62	68.20	Peak
2	* 10418.000	34.30	16.79	51.09	-17.11	68.20	Peak
3	11047.000	33.93	17.84	51.77	-22.23	74.00	Peak
4	15892.000	31.28	20.79	52.07	-21.93	74.00	Peak

Note:

- "*", means this data is the worst emission level.
- C.F (Correction Factor) = Antenna Factor (dB)+ Cable Loss (dB)– Preamplifier(dB).
- Measurement(dBuV/m) = Reading(dBuV) + C.F (Correction Factor).
- The emission levels of other frequencies are very lower than the limit and not show in test report.

EUT	AP301	Date of Test	2020-10-17
Factor	BBHA 9120D	Temp. / Humidity	24.9°C/43.1%
Polarity	Vertical	Site / Test Engineer	AC1 /Jay Chiu
Test Mode	Transmit by 802.11ax-HE20 at Channel 5785MHz	Test Voltage	120V/60Hz

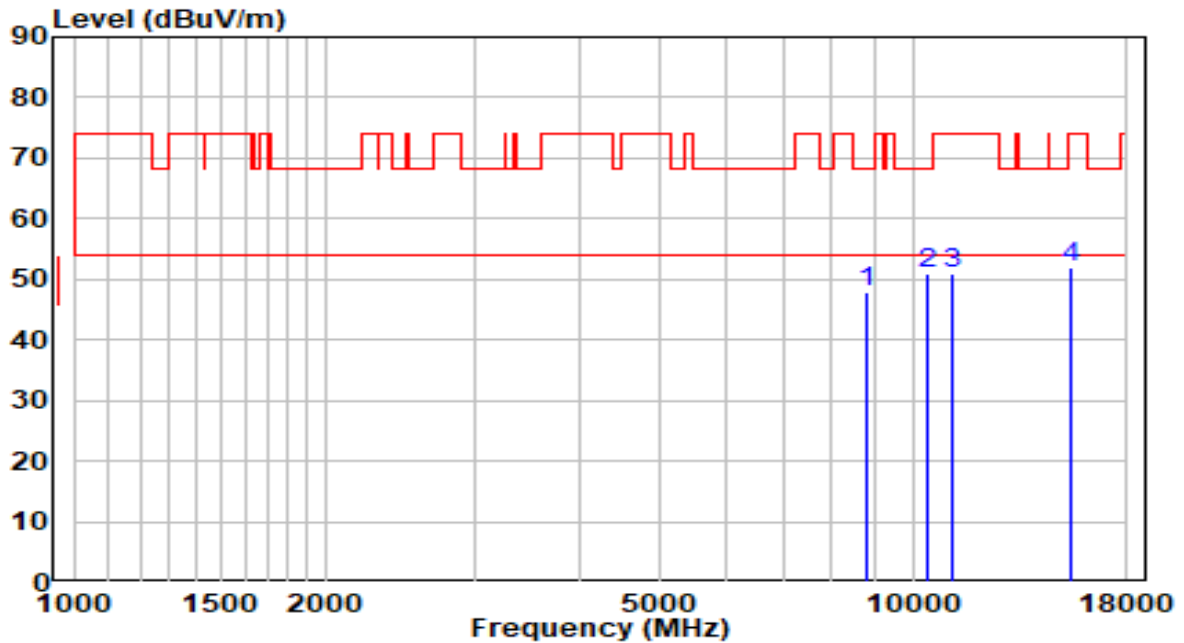


No	Frequency (MHz)	Reading (dBuV)	C.F (dB)	Measurement (dBuV/m)	Margin (dB)	Limit (dBuV/m)	Remark (QP/PK/AV)
1	8701.000	35.08	12.95	48.02	-20.18	68.20	Peak
2	* 10418.000	33.87	16.79	50.66	-17.54	68.20	Peak
3	11081.000	34.15	17.89	52.04	-21.96	74.00	Peak
4	15467.000	30.12	21.45	51.57	-22.43	74.00	Peak

Note:

- "*", means this data is the worst emission level.
- C.F (Correction Factor) = Antenna Factor (dB)+ Cable Loss (dB)– Preamplifier(dB).
- Measurement(dBuV/m) = Reading(dBuV) + C.F (Correction Factor).
- The emission levels of other frequencies are very lower than the limit and not show in test report.

EUT	AP301	Date of Test	2020-10-17
Factor	BBHA 9120D	Temp. / Humidity	24.9°C/43.1%
Polarity	Horizontal	Site / Test Engineer	AC1 /Jay Chiu
Test Mode	Transmit by 802.11ax-HE20 at Channel 5825MHz	Test Voltage	120V/60Hz

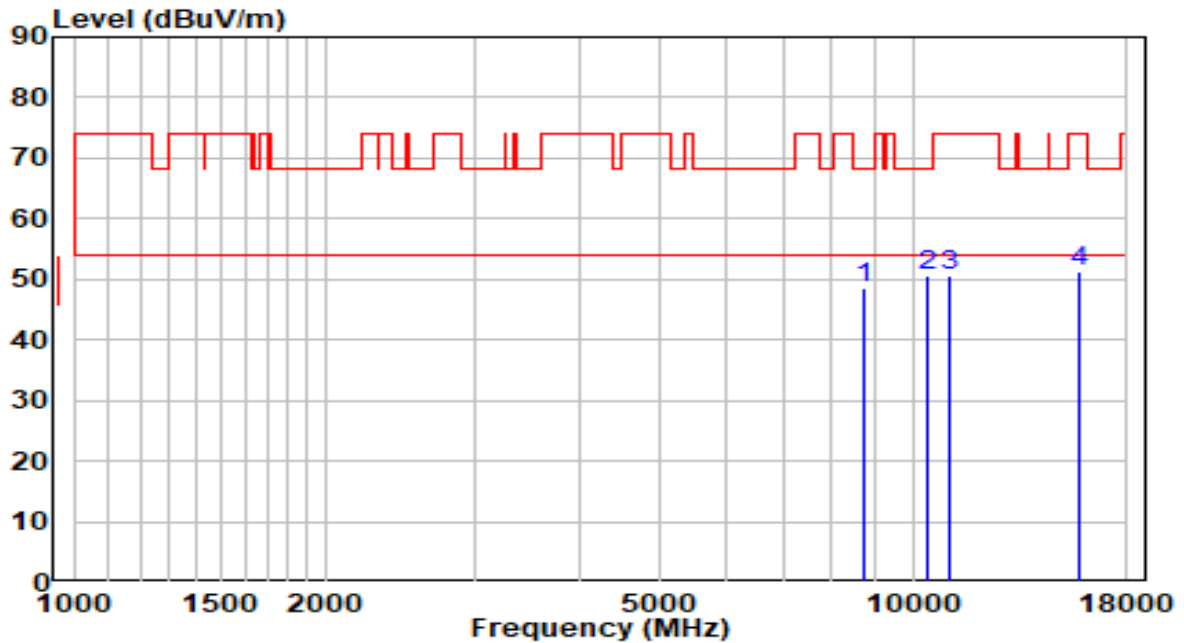


No	Frequency (MHz)	Reading (dBuV)	C.F (dB)	Measurement (dBuV/m)	Margin (dB)	Limit (dBuV/m)	Remark (QP/PK/AV)
1	8786.000	34.90	13.16	48.05	-20.15	68.20	Peak
2	* 10418.000	33.99	16.79	50.78	-17.42	68.20	Peak
3	11115.000	33.17	17.93	51.10	-22.90	74.00	Peak
4	15484.000	30.59	21.45	52.04	-21.96	74.00	Peak

Note:

- "*", means this data is the worst emission level.
- C.F (Correction Factor) = Antenna Factor (dB)+ Cable Loss (dB)– Preamplifier(dB).
- Measurement(dBuV/m) = Reading(dBuV) + C.F (Correction Factor).
- The emission levels of other frequencies are very lower than the limit and not show in test report.

EUT	AP301	Date of Test	2020-10-17
Factor	BBHA 9120D	Temp. / Humidity	24.9°C/43.1%
Polarity	Vertical	Site / Test Engineer	AC1 /Jay Chiu
Test Mode	Transmit by 802.11ax-HE20 at Channel 5825MHz	Test Voltage	120V/60Hz

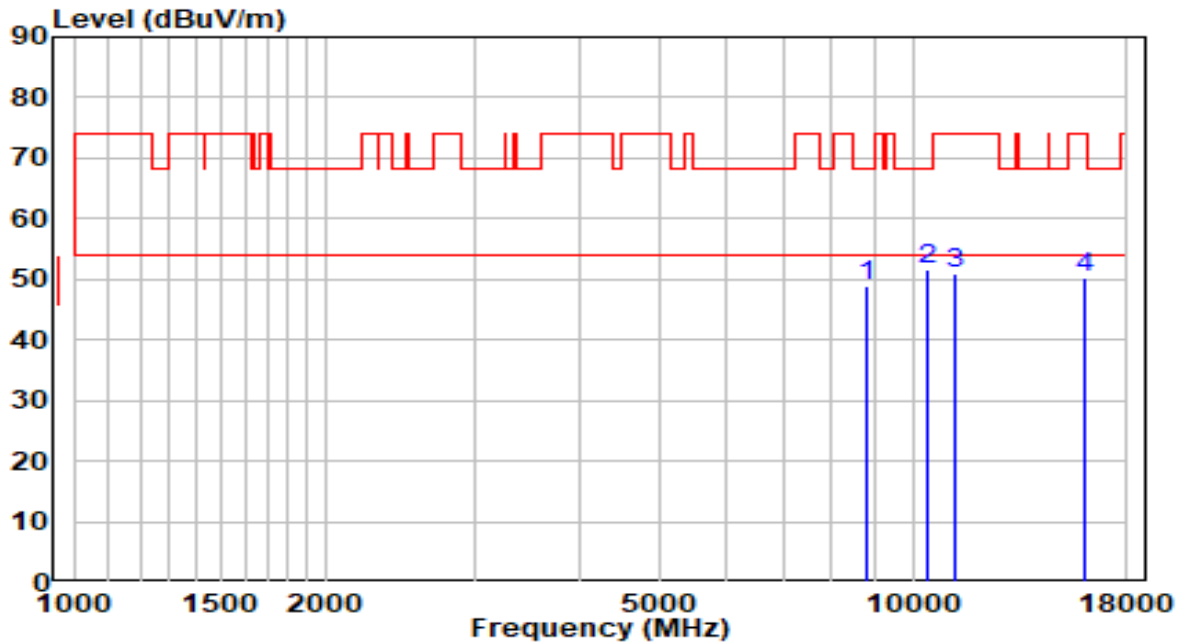


No	Frequency (MHz)	Reading (dBuV)	C.F (dB)	Measurement (dBuV/m)	Margin (dB)	Limit (dBuV/m)	Remark (QP/PK/AV)
1	8735.000	35.41	13.03	48.45	-19.75	68.20	Peak
2	* 10418.000	33.88	16.79	50.67	-17.53	68.20	Peak
3	11030.000	32.90	17.82	50.72	-23.28	74.00	Peak
4	15841.000	30.48	20.88	51.35	-22.65	74.00	Peak

Note:

- "*", means this data is the worst emission level.
- C.F (Correction Factor) = Antenna Factor (dB)+ Cable Loss (dB)– Preamplifier(dB).
- Measurement(dBuV/m) = Reading(dBuV) + C.F (Correction Factor).
- The emission levels of other frequencies are very lower than the limit and not show in test report.

EUT	AP301	Date of Test	2020-10-17
Factor	BBHA 9120D	Temp. / Humidity	24.9°C/43.1%
Polarity	Horizontal	Site / Test Engineer	AC1 /Jay Chiu
Test Mode	Transmit by 802.11ax-HE40 at Channel 5190MHz	Test Voltage	120V/60Hz

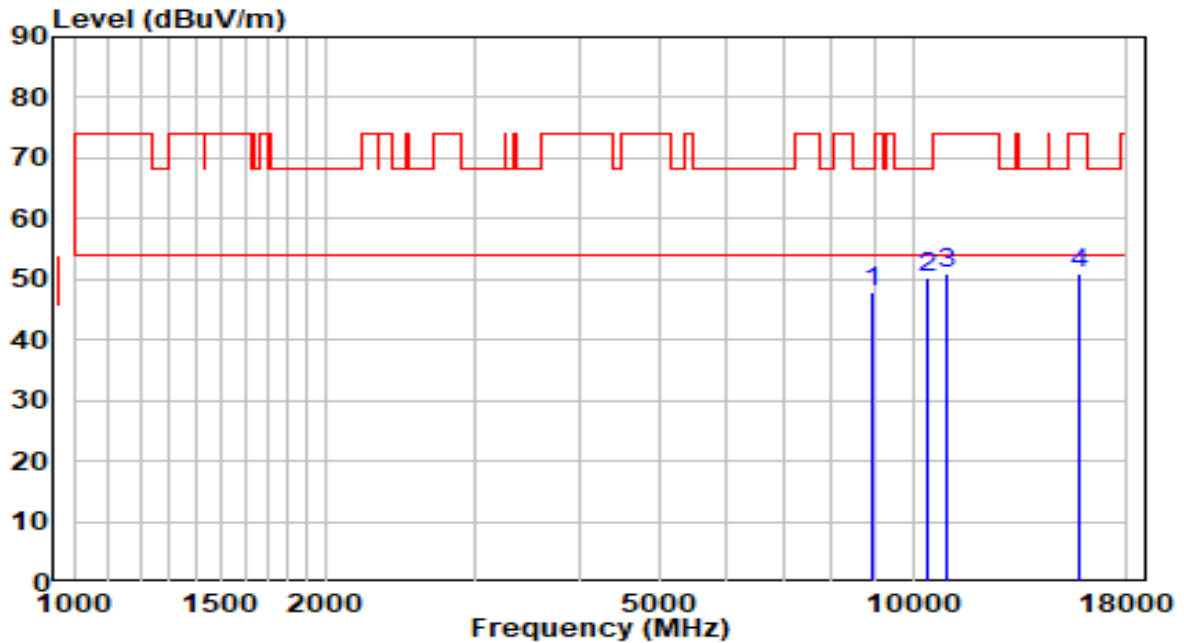


No	Frequency (MHz)	Reading (dBuV)	C.F (dB)	Measurement (dBuV/m)	Margin (dB)	Limit (dBuV/m)	Remark (QP/PK/AV)
1	8820.000	35.55	13.24	48.79	-19.41	68.20	Peak
2	* 10418.000	34.72	16.79	51.51	-16.69	68.20	Peak
3	11200.000	32.86	18.05	50.90	-23.10	74.00	Peak
4	15977.000	29.72	20.65	50.37	-23.63	74.00	Peak

Note:

- "*", means this data is the worst emission level.
- C.F (Correction Factor) = Antenna Factor (dB)+ Cable Loss (dB)– Preamplifier(dB).
- Measurement(dBuV/m) = Reading(dBuV) + C.F (Correction Factor).
- The emission levels of other frequencies are very lower than the limit and not show in test report.

EUT	AP301	Date of Test	2020-10-17
Factor	BBHA 9120D	Temp. / Humidity	24.9°C/43.1%
Polarity	Vertical	Site / Test Engineer	AC1 /Jay Chiu
Test Mode	Transmit by 802.11ax-HE40 at Channel 5190MHz	Test Voltage	120V/60Hz

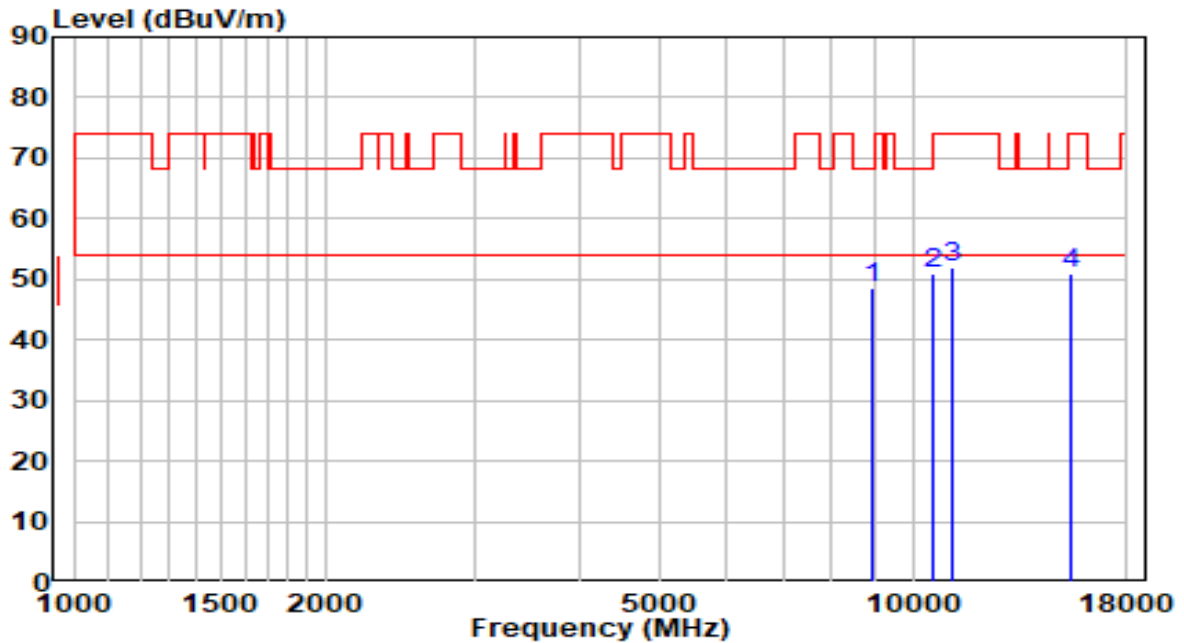


No	Frequency (MHz)	Reading (dBuV)	C.F (dB)	Measurement (dBuV/m)	Margin (dB)	Limit (dBuV/m)	Remark (QP/PK/AV)
1	8922.000	34.48	13.49	47.97	-20.23	68.20	Peak
2	* 10418.000	33.37	16.79	50.16	-18.04	68.20	Peak
3	10962.000	33.25	17.73	50.98	-23.02	74.00	Peak
4	15824.000	29.91	20.91	50.81	-23.19	74.00	Peak

Note:

- "*", means this data is the worst emission level.
- C.F (Correction Factor) = Antenna Factor (dB)+ Cable Loss (dB)– Preamplifier(dB).
- Measurement(dBuV/m) = Reading(dBuV) + C.F (Correction Factor).
- The emission levels of other frequencies are very lower than the limit and not show in test report.

EUT	AP301	Date of Test	2020-10-17
Factor	BBHA 9120D	Temp. / Humidity	24.9°C/43.1%
Polarity	Horizontal	Site / Test Engineer	AC1 /Jay Chiu
Test Mode	Transmit by 802.11ax-HE40 at Channel 5230MHz	Test Voltage	120V/60Hz

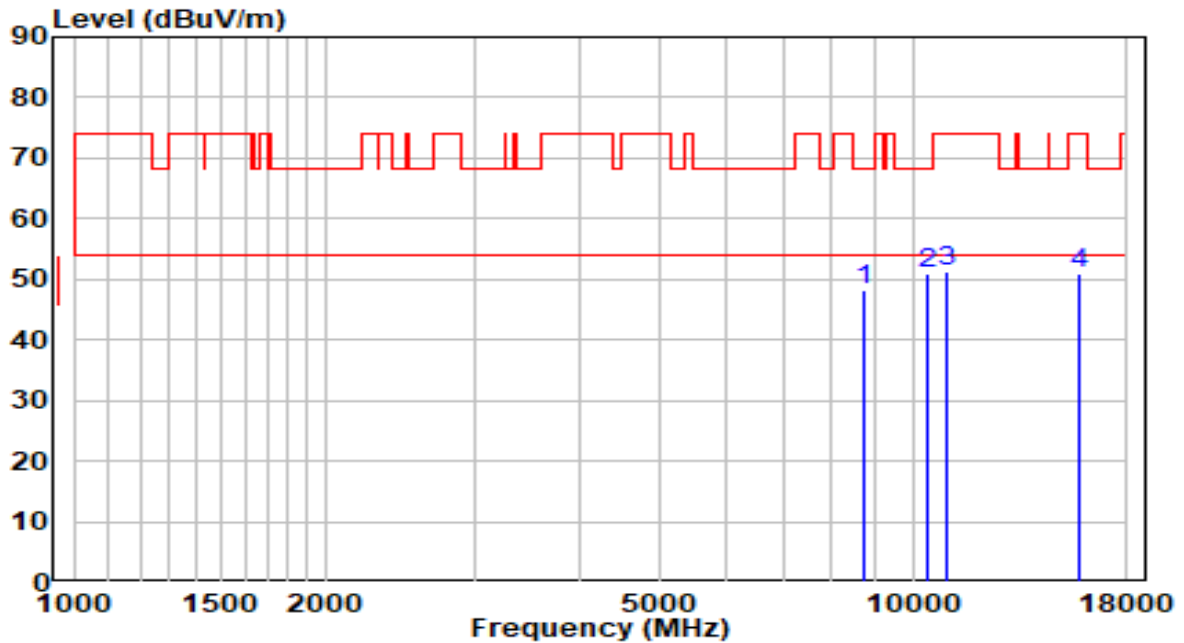


No	Frequency (MHz)	Reading (dBuV)	C.F (dB)	Measurement (dBuV/m)	Margin (dB)	Limit (dBuV/m)	Remark (QP/PK/AV)
1	8973.000	34.85	13.61	48.47	-19.73	68.20	Peak
2	* 10554.000	33.72	17.15	50.86	-17.34	68.20	Peak
3	11149.000	34.00	17.98	51.98	-22.02	74.00	Peak
4	15399.000	29.49	21.46	50.94	-23.06	74.00	Peak

Note:

- "*", means this data is the worst emission level.
- C.F (Correction Factor) = Antenna Factor (dB)+ Cable Loss (dB)– Preamplifier(dB).
- Measurement(dBuV/m) = Reading(dBuV) + C.F (Correction Factor).
- The emission levels of other frequencies are very lower than the limit and not show in test report.

EUT	AP301	Date of Test	2020-10-17
Factor	BBHA 9120D	Temp. / Humidity	24.9°C/43.1%
Polarity	Vertical	Site / Test Engineer	AC1 /Jay Chiu
Test Mode	Transmit by 802.11ax-HE40 at Channel 5230MHz	Test Voltage	120V/60Hz

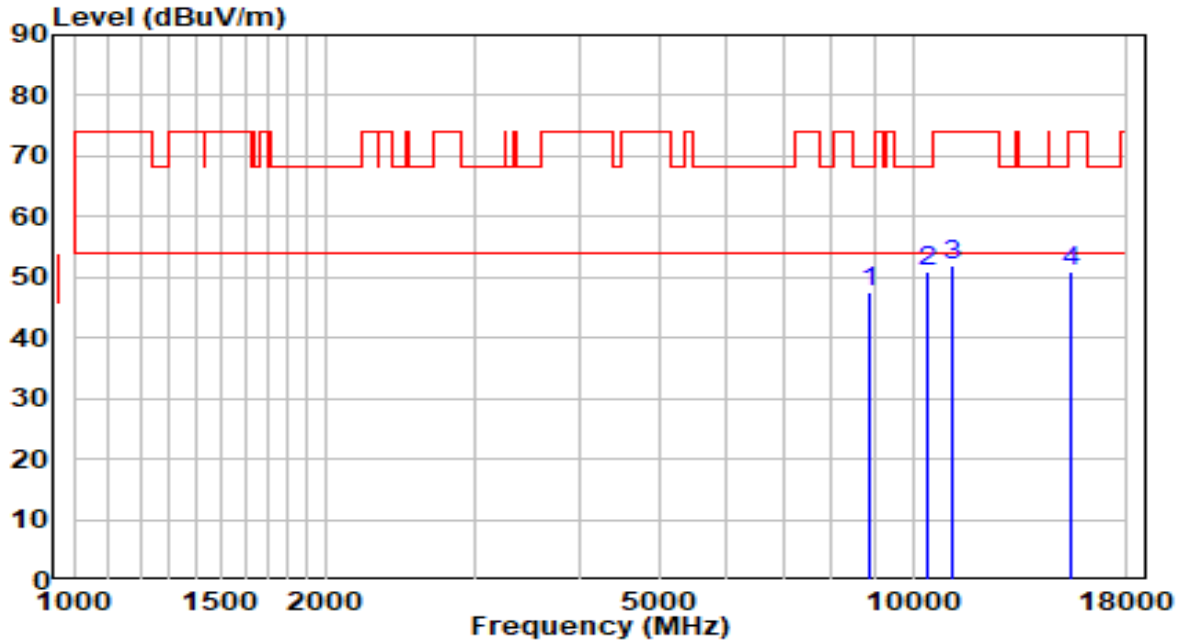


No	Frequency (MHz)	Reading (dBuV)	C.F (dB)	Measurement (dBuV/m)	Margin (dB)	Limit (dBuV/m)	Remark (QP/PK/AV)
1	8735.000	35.06	13.03	48.09	-20.11	68.20	Peak
2	* 10418.000	34.19	16.79	50.98	-17.22	68.20	Peak
3	10979.000	33.39	17.75	51.14	-22.86	74.00	Peak
4	15790.000	29.93	20.96	50.89	-23.11	74.00	Peak

Note:

- "*", means this data is the worst emission level.
- C.F (Correction Factor) = Antenna Factor (dB)+ Cable Loss (dB)– Preamplifier(dB).
- Measurement(dBuV/m) = Reading(dBuV) + C.F (Correction Factor).
- The emission levels of other frequencies are very lower than the limit and not show in test report.

EUT	AP301	Date of Test	2020-10-17
Factor	BBHA 9120D	Temp. / Humidity	24.9°C/43.1%
Polarity	Horizontal	Site / Test Engineer	AC1 /Jay Chiu
Test Mode	Transmit by 802.11ax-HE40 at Channel 5270MHz	Test Voltage	120V/60Hz

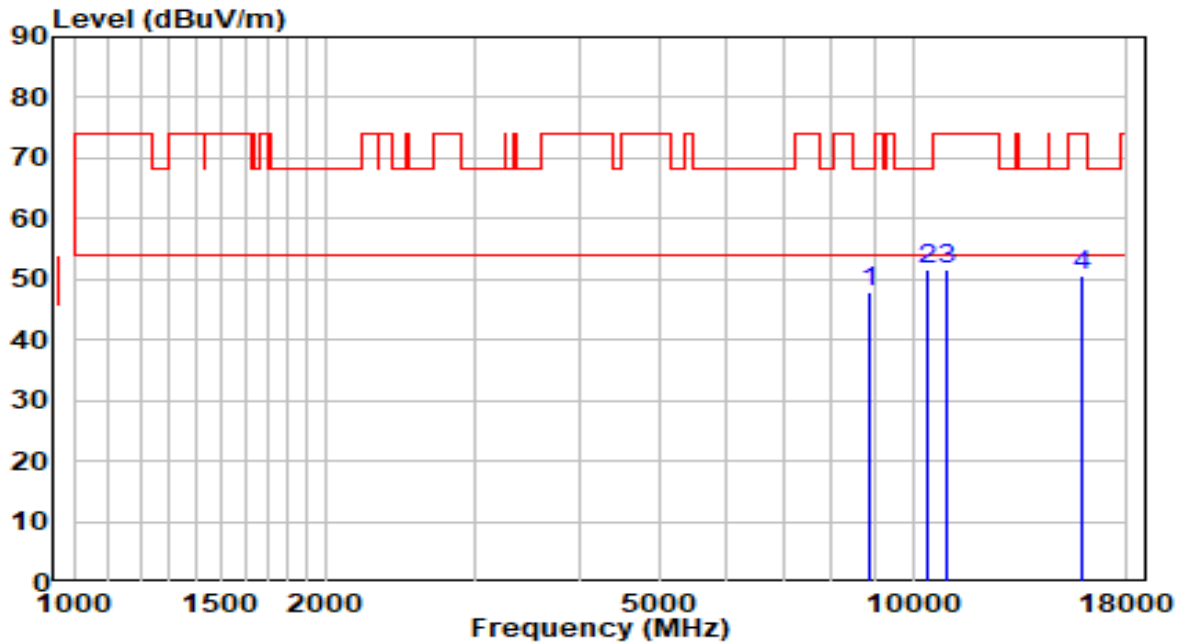


No	Frequency (MHz)	Reading (dBuV)	C.F (dB)	Measurement (dBuV/m)	Margin (dB)	Limit (dBuV/m)	Remark (QP/PK/AV)
1	8871.000	34.18	13.36	47.55	-20.65	68.20	Peak
2	* 10418.000	34.24	16.79	51.03	-17.17	68.20	Peak
3	11115.000	33.98	17.93	51.91	-22.09	74.00	Peak
4	15450.000	29.53	21.45	50.98	-23.02	74.00	Peak

Note:

- "*", means this data is the worst emission level.
- C.F (Correction Factor) = Antenna Factor (dB)+ Cable Loss (dB)– Preamplifier(dB).
- Measurement(dBuV/m) = Reading(dBuV) + C.F (Correction Factor).
- The emission levels of other frequencies are very lower than the limit and not show in test report.

EUT	AP301	Date of Test	2020-10-17
Factor	BBHA 9120D	Temp. / Humidity	24.9°C/43.1%
Polarity	Vertical	Site / Test Engineer	AC1 /Jay Chiu
Test Mode	Transmit by 802.11ax-HE40 at Channel 5270MHz	Test Voltage	120V/60Hz

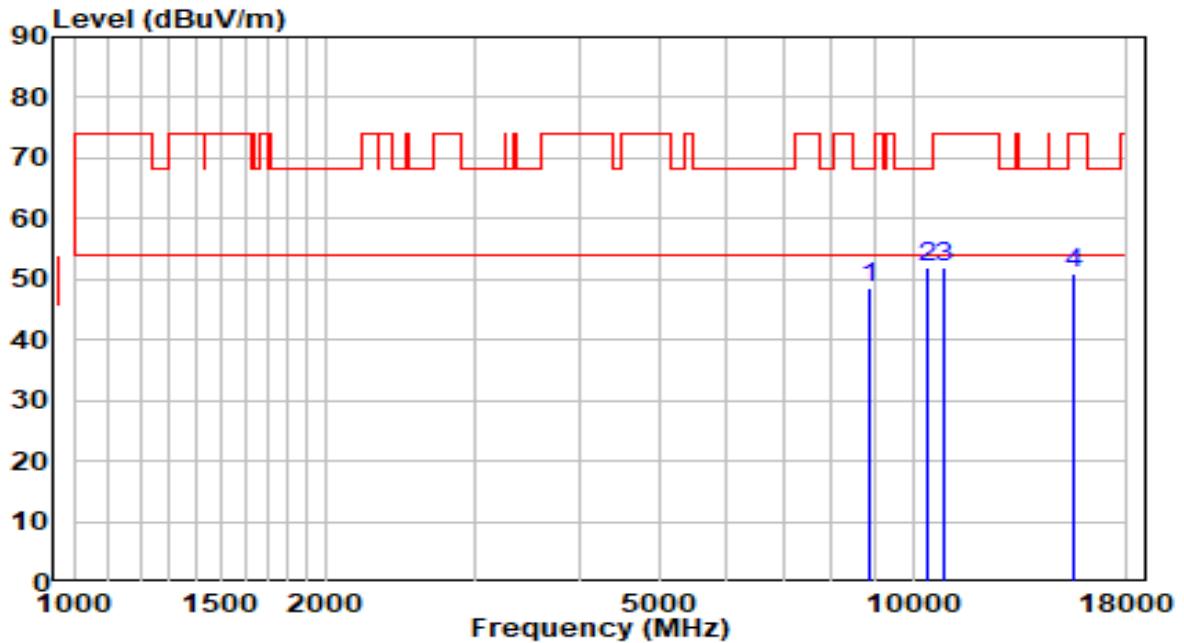


No	Frequency (MHz)	Reading (dBuV)	C.F (dB)	Measurement (dBuV/m)	Margin (dB)	Limit (dBuV/m)	Remark (QP/PK/AV)
1	8854.000	34.40	13.32	47.72	-20.48	68.20	Peak
2	* 10418.000	34.82	16.79	51.61	-16.59	68.20	Peak
3	10979.000	33.83	17.75	51.58	-22.42	74.00	Peak
4	15909.000	29.92	20.76	50.68	-23.32	74.00	Peak

Note:

- "*", means this data is the worst emission level.
- C.F (Correction Factor) = Antenna Factor (dB)+ Cable Loss (dB)– Preamplifier(dB).
- Measurement(dBuV/m) = Reading(dBuV) + C.F (Correction Factor).
- The emission levels of other frequencies are very lower than the limit and not show in test report.

EUT	AP301	Date of Test	2020-10-17
Factor	BBHA 9120D	Temp. / Humidity	24.9°C/43.1%
Polarity	Horizontal	Site / Test Engineer	AC1 /Jay Chiu
Test Mode	Transmit by 802.11ax-HE40 at Channel 5310MHz	Test Voltage	120V/60Hz

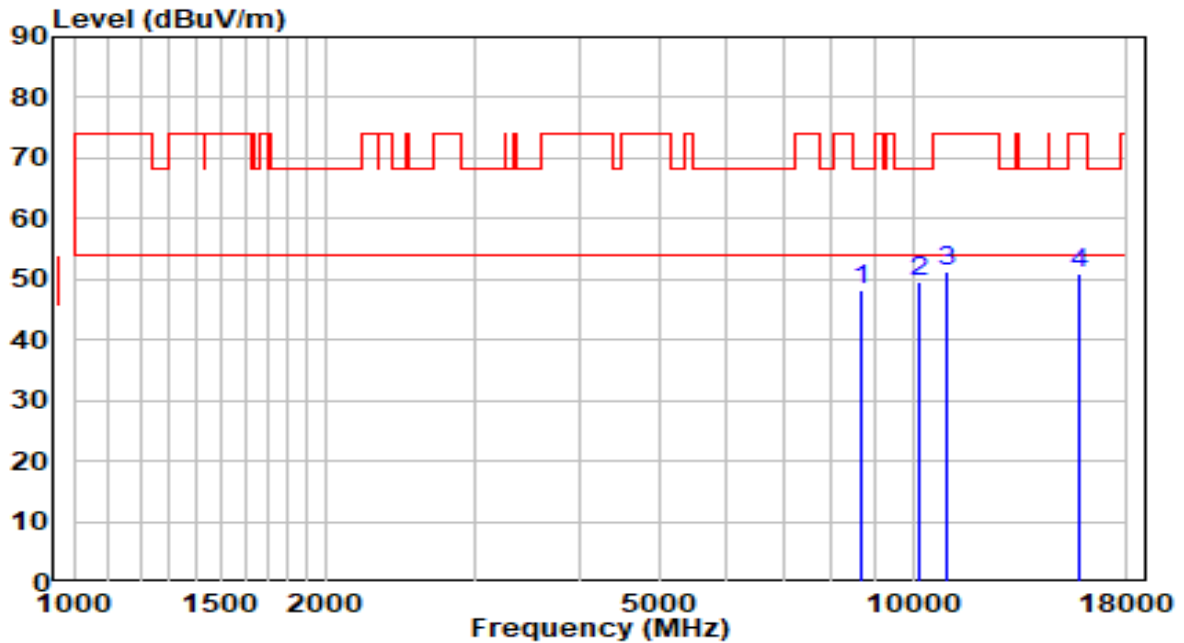


No	Frequency (MHz)	Reading (dBuV)	C.F (dB)	Measurement (dBuV/m)	Margin (dB)	Limit (dBuV/m)	Remark (QP/PK/AV)
1	8905.000	35.03	13.45	48.48	-19.72	68.20	Peak
2	* 10418.000	35.15	16.79	51.94	-16.26	68.20	Peak
3	10877.000	34.35	17.61	51.96	-22.04	74.00	Peak
4	15501.000	29.49	21.45	50.93	-23.07	74.00	Peak

Note:

- "*", means this data is the worst emission level.
- C.F (Correction Factor) = Antenna Factor (dB)+ Cable Loss (dB)– Preamplifier(dB).
- Measurement(dBuV/m) = Reading(dBuV) + C.F (Correction Factor).
- The emission levels of other frequencies are very lower than the limit and not show in test report.

EUT	AP301	Date of Test	2020-10-17
Factor	BBHA 9120D	Temp. / Humidity	24.9°C/43.1%
Polarity	Vertical	Site / Test Engineer	AC1 /Jay Chiu
Test Mode	Transmit by 802.11ax-HE40 at Channel 5310MHz	Test Voltage	120V/60Hz

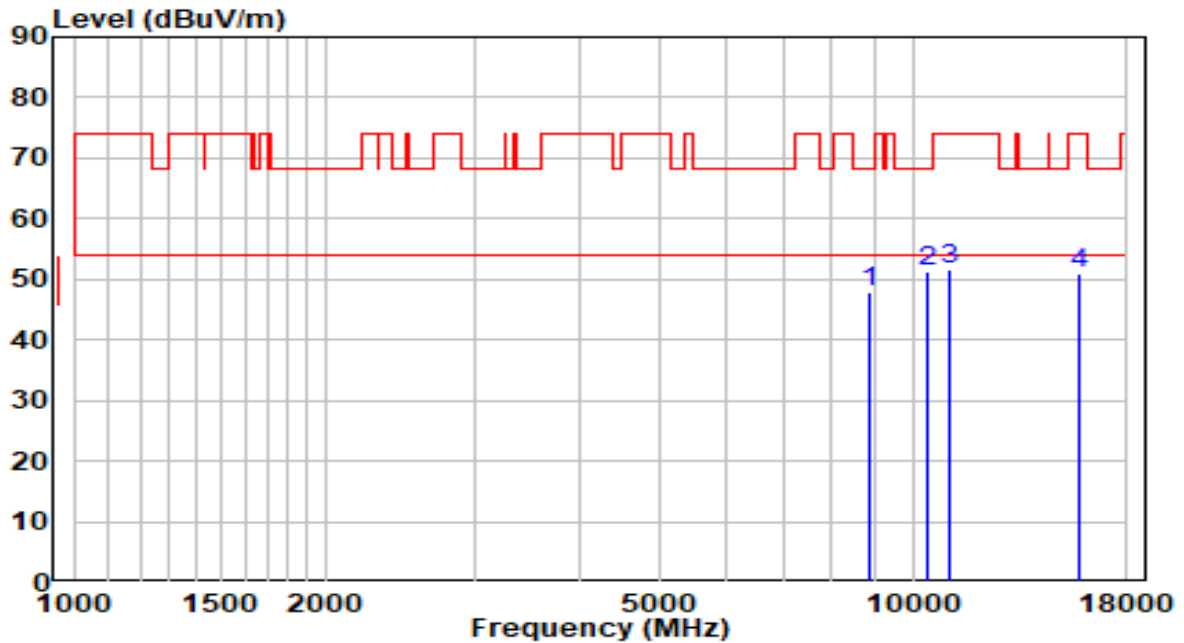


No	Frequency (MHz)	Reading (dBuV)	C.F (dB)	Measurement (dBuV/m)	Margin (dB)	Limit (dBuV/m)	Remark (QP/PK/AV)
1	8684.000	35.48	12.91	48.38	-19.82	68.20	Peak
2	* 10180.000	33.64	15.98	49.62	-18.58	68.20	Peak
3	10945.000	33.59	17.70	51.29	-22.71	74.00	Peak
4	15841.000	30.20	20.88	51.08	-22.92	74.00	Peak

Note:

- "*", means this data is the worst emission level.
- C.F (Correction Factor) = Antenna Factor (dB)+ Cable Loss (dB)– Preamplifier(dB).
- Measurement(dBuV/m) = Reading(dBuV) + C.F (Correction Factor).
- The emission levels of other frequencies are very lower than the limit and not show in test report.

EUT	AP301	Date of Test	2020-10-17
Factor	BBHA 9120D	Temp. / Humidity	24.9°C/43.1%
Polarity	Horizontal	Site / Test Engineer	AC1 /Jay Chiu
Test Mode	Transmit by 802.11ax-HE40 at Channel 5510MHz	Test Voltage	120V/60Hz

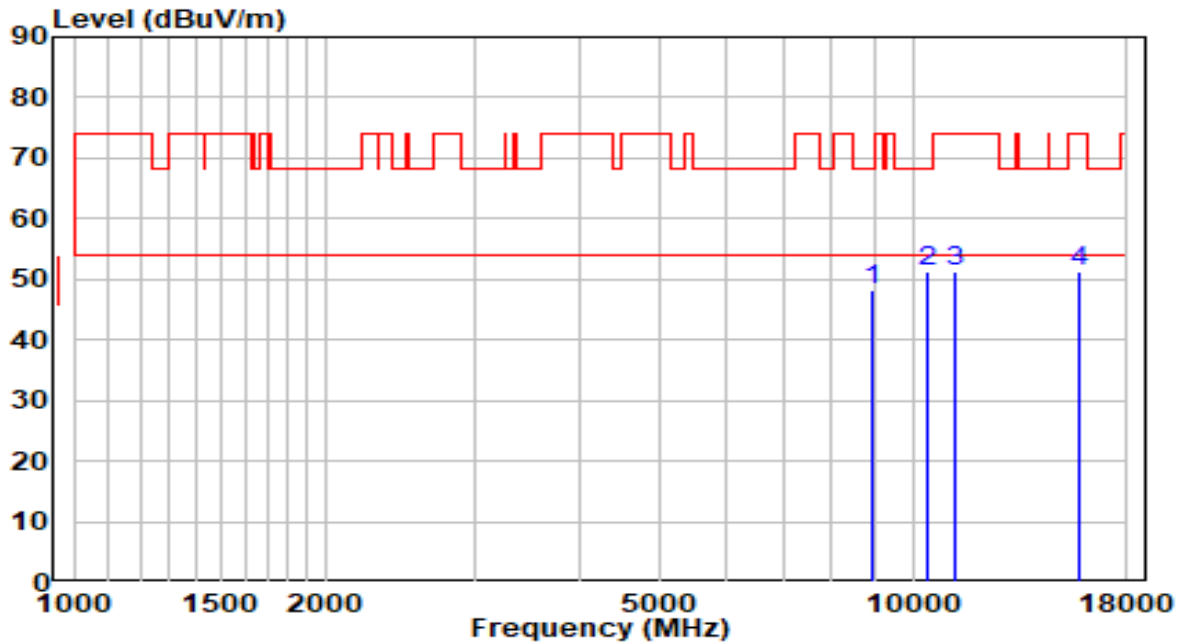


No	Frequency (MHz)	Reading (dBuV)	C.F (dB)	Measurement (dBuV/m)	Margin (dB)	Limit (dBuV/m)	Remark (QP/PK/AV)
1	8854.000	34.49	13.32	47.81	-20.39	68.20	Peak
2	* 10418.000	34.55	16.79	51.34	-16.86	68.20	Peak
3	11064.000	33.83	17.87	51.70	-22.30	74.00	Peak
4	15841.000	30.01	20.88	50.89	-23.11	74.00	Peak

Note:

- "*", means this data is the worst emission level.
- C.F (Correction Factor) = Antenna Factor (dB)+ Cable Loss (dB)– Preamplifier(dB).
- Measurement(dBuV/m) = Reading(dBuV) + C.F (Correction Factor).
- The emission levels of other frequencies are very lower than the limit and not show in test report.

EUT	AP301	Date of Test	2020-10-17
Factor	BBHA 9120D	Temp. / Humidity	24.9°C/43.1%
Polarity	Vertical	Site / Test Engineer	AC1 /Jay Chiu
Test Mode	Transmit by 802.11ax-HE40 at Channel 5510MHz	Test Voltage	120V/60Hz

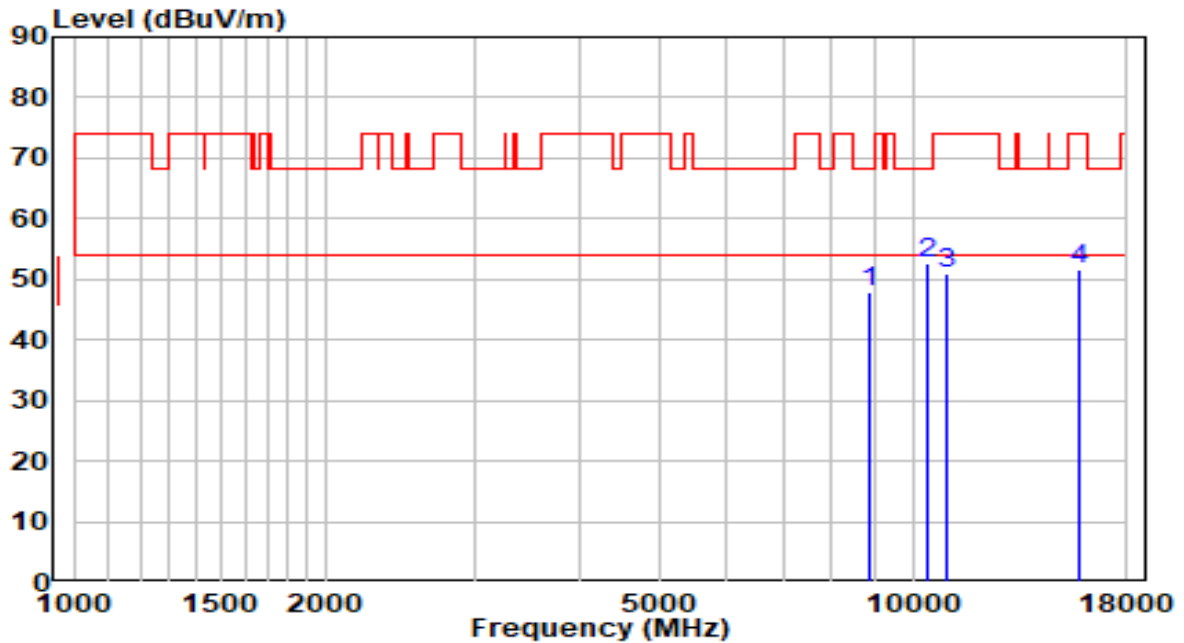


No	Frequency (MHz)	Reading (dBuV)	C.F (dB)	Measurement (dBuV/m)	Margin (dB)	Limit (dBuV/m)	Remark (QP/PK/AV)
1	8939.000	34.73	13.53	48.26	-19.94	68.20	Peak
2	* 10418.000	34.56	16.79	51.35	-16.85	68.20	Peak
3	11200.000	33.22	18.05	51.27	-22.73	74.00	Peak
4	15739.000	30.20	21.05	51.25	-22.75	74.00	Peak

Note:

- "*", means this data is the worst emission level.
- C.F (Correction Factor) = Antenna Factor (dB)+ Cable Loss (dB)– Preamplifier(dB).
- Measurement(dBuV/m) = Reading(dBuV) + C.F (Correction Factor).
- The emission levels of other frequencies are very lower than the limit and not show in test report.

EUT	AP301	Date of Test	2020-10-17
Factor	BBHA 9120D	Temp. / Humidity	24.9°C/43.1%
Polarity	Horizontal	Site / Test Engineer	AC1 /Jay Chiu
Test Mode	Transmit by 802.11ax-HE40 at Channel 5550MHz	Test Voltage	120V/60Hz

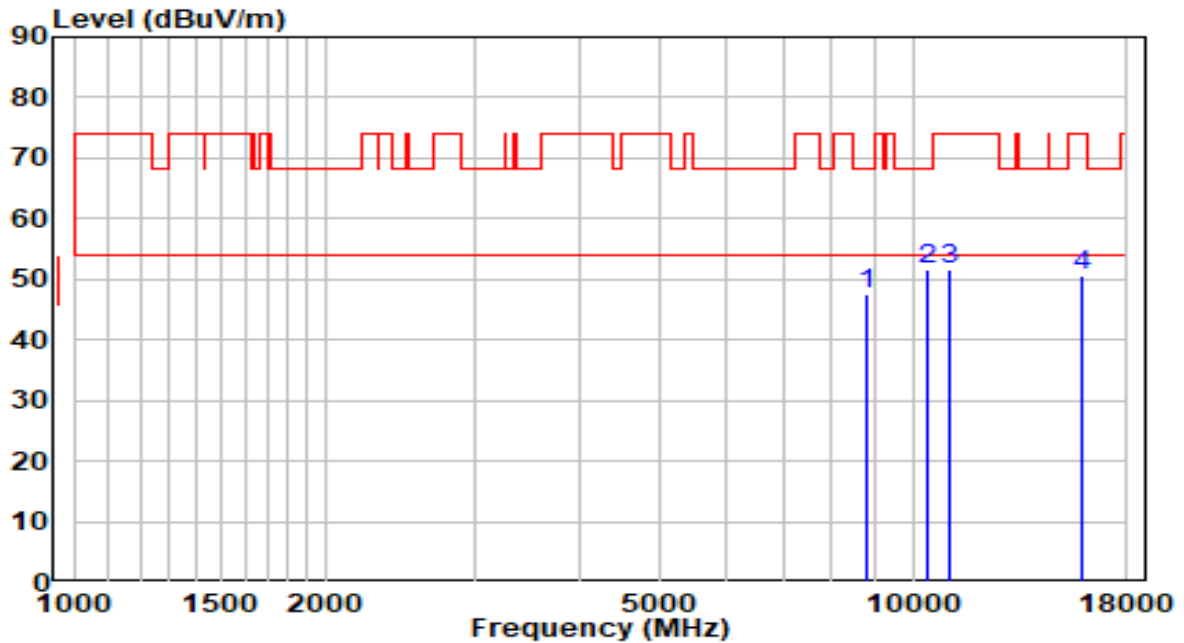


No	Frequency (MHz)	Reading (dBuV)	C.F (dB)	Measurement (dBuV/m)	Margin (dB)	Limit (dBuV/m)	Remark (QP/PK/AV)
1	8871.000	34.52	13.36	47.88	-20.32	68.20	Peak
2	* 10418.000	35.83	16.79	52.62	-15.58	68.20	Peak
3	10945.000	33.36	17.70	51.06	-22.94	74.00	Peak
4	15773.000	30.65	20.99	51.64	-22.36	74.00	Peak

Note:

- "*", means this data is the worst emission level.
- C.F (Correction Factor) = Antenna Factor (dB)+ Cable Loss (dB)– Preamplifier(dB).
- Measurement(dBuV/m) = Reading(dBuV) + C.F (Correction Factor).
- The emission levels of other frequencies are very lower than the limit and not show in test report.

EUT	AP301	Date of Test	2020-10-17
Factor	BBHA 9120D	Temp. / Humidity	24.9°C/43.1%
Polarity	Vertical	Site / Test Engineer	AC1 /Jay Chiu
Test Mode	Transmit by 802.11ax-HE40 at Channel 5550MHz	Test Voltage	120V/60Hz

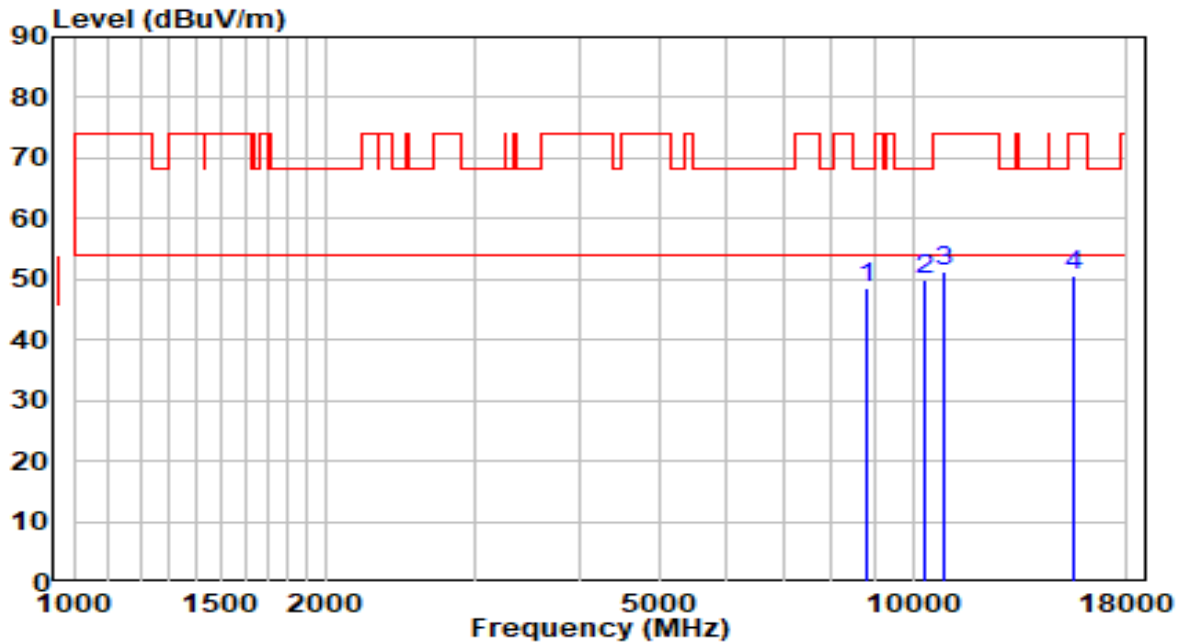


No	Frequency (MHz)	Reading (dBuV)	C.F (dB)	Measurement (dBuV/m)	Margin (dB)	Limit (dBuV/m)	Remark (QP/PK/AV)
1	8820.000	34.39	13.24	47.63	-20.57	68.20	Peak
2	* 10418.000	34.70	16.79	51.49	-16.71	68.20	Peak
3	11081.000	33.60	17.89	51.49	-22.51	74.00	Peak
4	15875.000	29.79	20.82	50.61	-23.39	74.00	Peak

Note:

- "*", means this data is the worst emission level.
- C.F (Correction Factor) = Antenna Factor (dB)+ Cable Loss (dB)– Preamplifier(dB).
- Measurement(dBuV/m) = Reading(dBuV) + C.F (Correction Factor).
- The emission levels of other frequencies are very lower than the limit and not show in test report.

EUT	AP301	Date of Test	2020-10-17
Factor	BBHA 9120D	Temp. / Humidity	24.9°C/43.1%
Polarity	Horizontal	Site / Test Engineer	AC1 /Jay Chiu
Test Mode	Transmit by 802.11ax-HE40 at Channel 5670MHz	Test Voltage	120V/60Hz

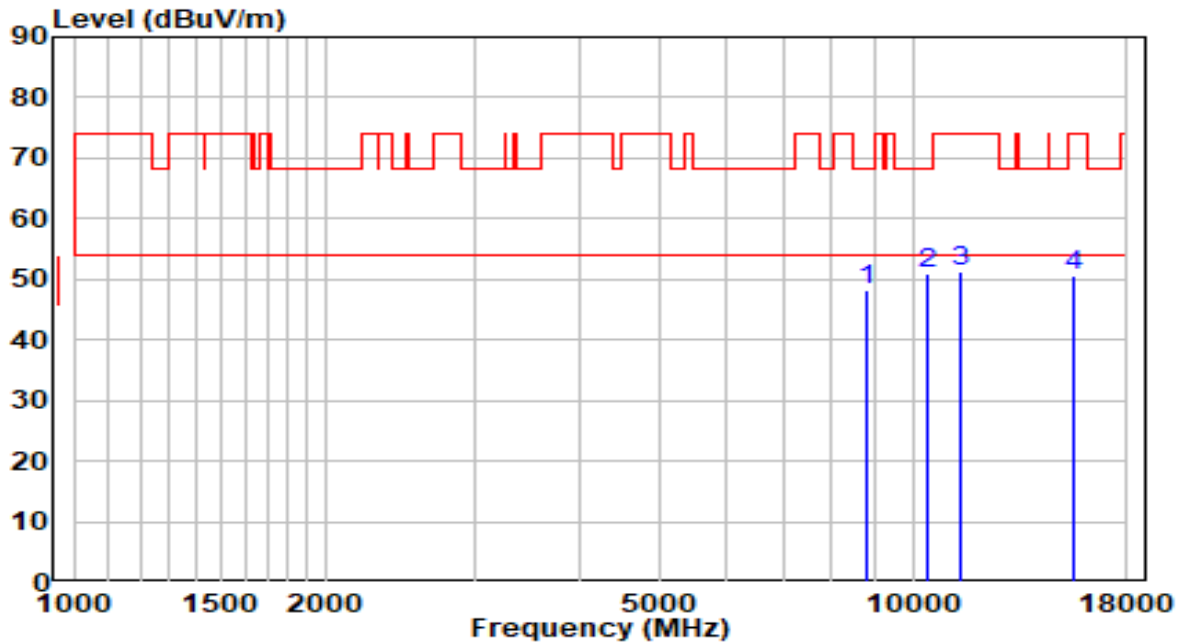


No	Frequency (MHz)	Reading (dBUV)	C.F (dB)	Measurement (dBUV/m)	Margin (dB)	Limit (dBUV/m)	Remark (QP/PK/AV)
1	8820.000	35.20	13.24	48.44	-19.76	68.20	Peak
2	* 10350.000	33.36	16.56	49.91	-18.29	68.20	Peak
3	10877.000	33.56	17.61	51.17	-22.83	74.00	Peak
4	15603.000	29.46	21.28	50.73	-23.27	74.00	Peak

Note:

- "*", means this data is the worst emission level.
- C.F (Correction Factor) = Antenna Factor (dB)+ Cable Loss (dB)– Preamplifier(dB).
- Measurement(dBUV/m) = Reading(dBUV) + C.F (Correction Factor).
- The emission levels of other frequencies are very lower than the limit and not show in test report.

EUT	AP301	Date of Test	2020-10-17
Factor	BBHA 9120D	Temp. / Humidity	24.9°C/43.1%
Polarity	Vertical	Site / Test Engineer	AC1 /Jay Chiu
Test Mode	Transmit by 802.11ax-HE40 at Channel 5670MHz	Test Voltage	120V/60Hz

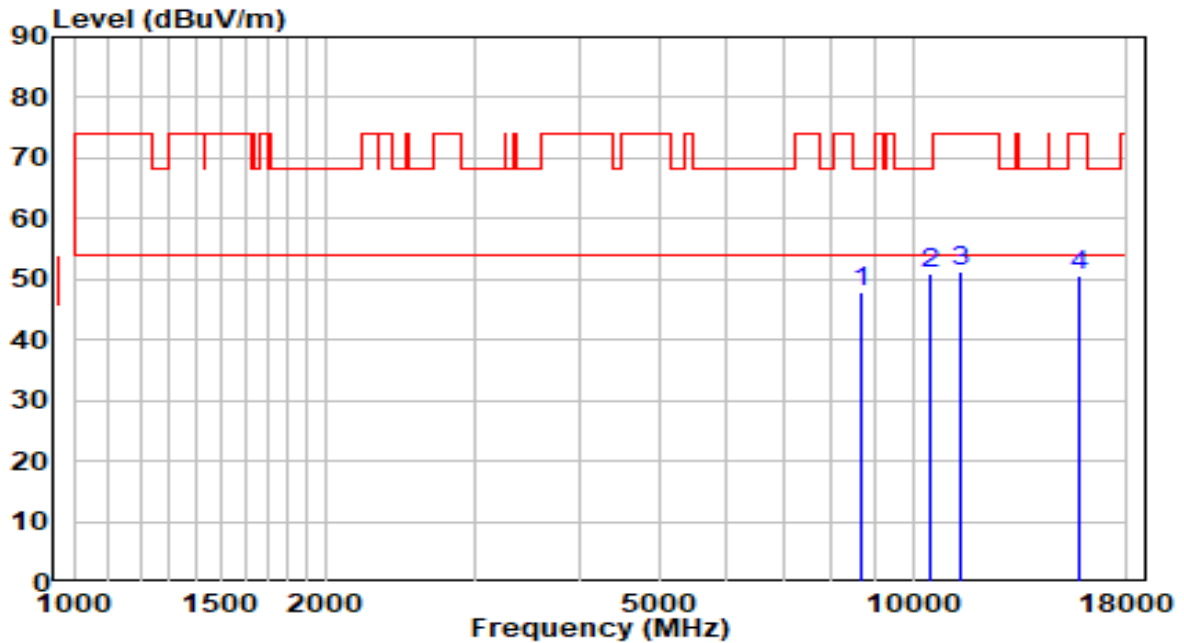


No	Frequency (MHz)	Reading (dBuV)	C.F (dB)	Measurement (dBuV/m)	Margin (dB)	Limit (dBuV/m)	Remark (QP/PK/AV)
1	8837.000	35.01	13.28	48.29	-19.91	68.20	Peak
2	* 10418.000	34.08	16.79	50.86	-17.34	68.20	Peak
3	11438.000	33.06	18.37	51.43	-22.57	74.00	Peak
4	15586.000	29.33	21.31	50.63	-23.37	74.00	Peak

Note:

- "*", means this data is the worst emission level.
- C.F (Correction Factor) = Antenna Factor (dB)+ Cable Loss (dB)– Preamplifier(dB).
- Measurement(dBuV/m) = Reading(dBuV) + C.F (Correction Factor).
- The emission levels of other frequencies are very lower than the limit and not show in test report.

EUT	AP301	Date of Test	2020-10-17
Factor	BBHA 9120D	Temp. / Humidity	24.9°C/43.1%
Polarity	Horizontal	Site / Test Engineer	AC1 /Jay Chiu
Test Mode	Transmit by 802.11ax-HE40 at Channel 5710MHz	Test Voltage	120V/60Hz

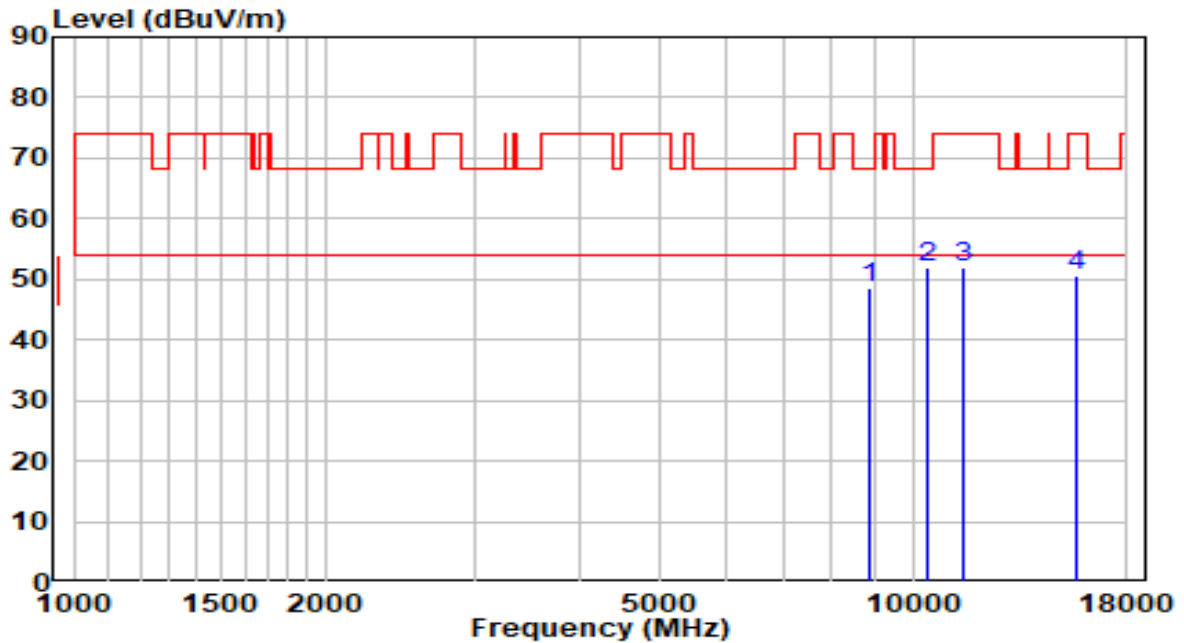


No	Frequency (MHz)	Reading (dBuV)	C.F (dB)	Measurement (dBuV/m)	Margin (dB)	Limit (dBuV/m)	Remark (QP/PK/AV)
1	8684.000	34.97	12.91	47.88	-20.32	68.20	Peak
2	* 10486.000	34.04	17.02	51.06	-17.14	68.20	Peak
3	11404.000	32.82	18.32	51.14	-22.86	74.00	Peak
4	15824.000	29.69	20.91	50.59	-23.41	74.00	Peak

Note:

- "*", means this data is the worst emission level.
- C.F (Correction Factor) = Antenna Factor (dB)+ Cable Loss (dB)– Preamplifier(dB).
- Measurement(dBuV/m) = Reading(dBuV) + C.F (Correction Factor).
- The emission levels of other frequencies are very lower than the limit and not show in test report.

EUT	AP301	Date of Test	2020-10-17
Factor	BBHA 9120D	Temp. / Humidity	24.9°C/43.1%
Polarity	Vertical	Site / Test Engineer	AC1 /Jay Chiu
Test Mode	Transmit by 802.11ax-HE40 at Channel 5710MHz	Test Voltage	120V/60Hz

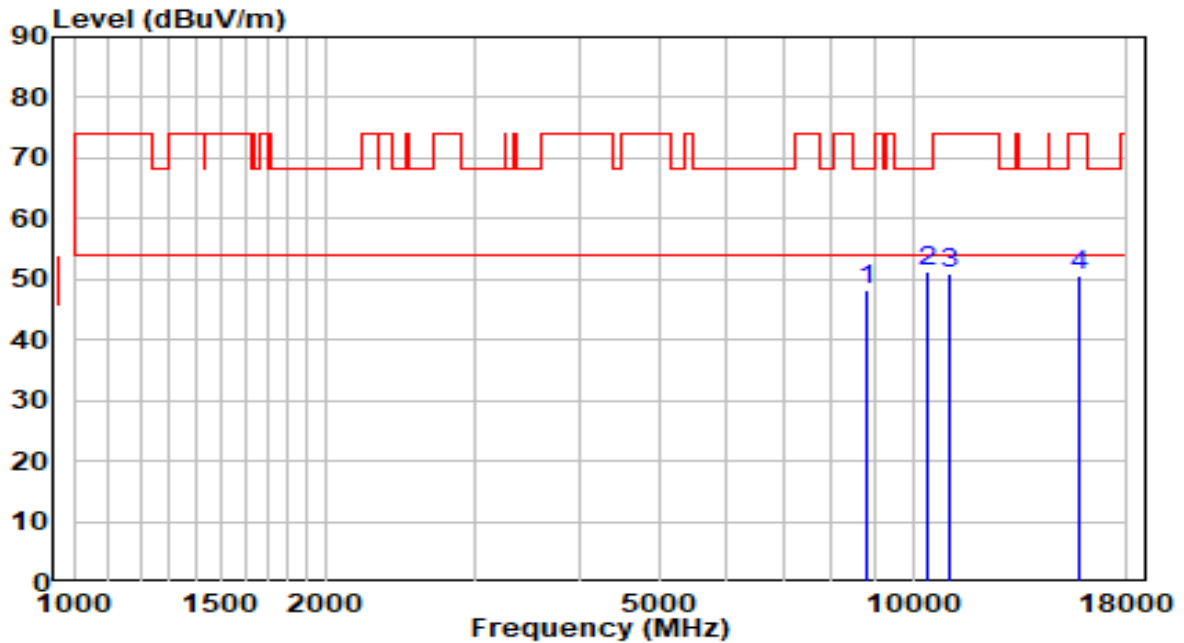


No	Frequency (MHz)	Reading (dBuV)	C.F (dB)	Measurement (dBuV/m)	Margin (dB)	Limit (dBuV/m)	Remark (QP/PK/AV)
1	8871.000	35.05	13.36	48.41	-19.79	68.20	Peak
2	* 10418.000	35.10	16.79	51.89	-16.31	68.20	Peak
3	11472.000	33.39	18.41	51.80	-22.20	74.00	Peak
4	15705.000	29.62	21.11	50.73	-23.27	74.00	Peak

Note:

- "*", means this data is the worst emission level.
- C.F (Correction Factor) = Antenna Factor (dB)+ Cable Loss (dB)– Preamplifier(dB).
- Measurement(dBuV/m) = Reading(dBuV) + C.F (Correction Factor).
- The emission levels of other frequencies are very lower than the limit and not show in test report.

EUT	AP301	Date of Test	2020-10-17
Factor	BBHA 9120D	Temp. / Humidity	24.9°C/43.1%
Polarity	Horizontal	Site / Test Engineer	AC1 /Jay Chiu
Test Mode	Transmit by 802.11ax-HE40 at Channel 5755MHz	Test Voltage	120V/60Hz

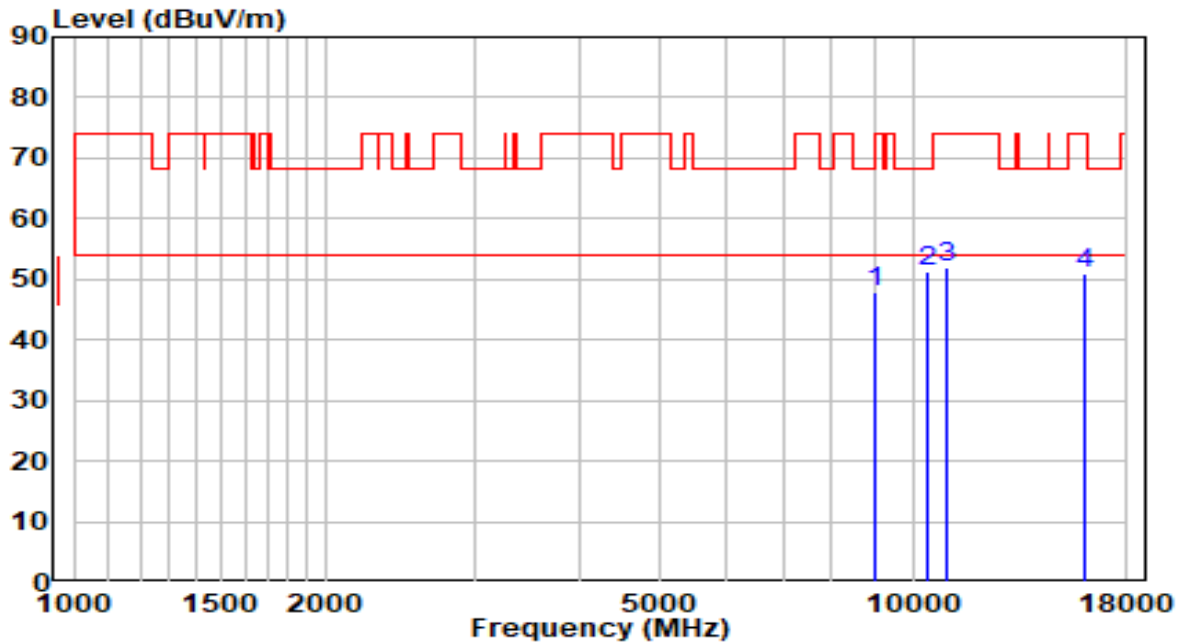


No	Frequency (MHz)	Reading (dBuV)	C.F (dB)	Measurement (dBuV/m)	Margin (dB)	Limit (dBuV/m)	Remark (QP/PK/AV)
1	8820.000	34.96	13.24	48.20	-20.00	68.20	Peak
2	* 10418.000	34.61	16.79	51.40	-16.80	68.20	Peak
3	11098.000	32.98	17.91	50.89	-23.11	74.00	Peak
4	15824.000	29.59	20.91	50.49	-23.51	74.00	Peak

Note:

- "*", means this data is the worst emission level.
- C.F (Correction Factor) = Antenna Factor (dB)+ Cable Loss (dB)– Preamplifier(dB).
- Measurement(dBuV/m) = Reading(dBuV) + C.F (Correction Factor).
- The emission levels of other frequencies are very lower than the limit and not show in test report.

EUT	AP301	Date of Test	2020-10-17
Factor	BBHA 9120D	Temp. / Humidity	24.9°C/43.1%
Polarity	Vertical	Site / Test Engineer	AC1 /Jay Chiu
Test Mode	Transmit by 802.11ax-HE40 at Channel 5755MHz	Test Voltage	120V/60Hz

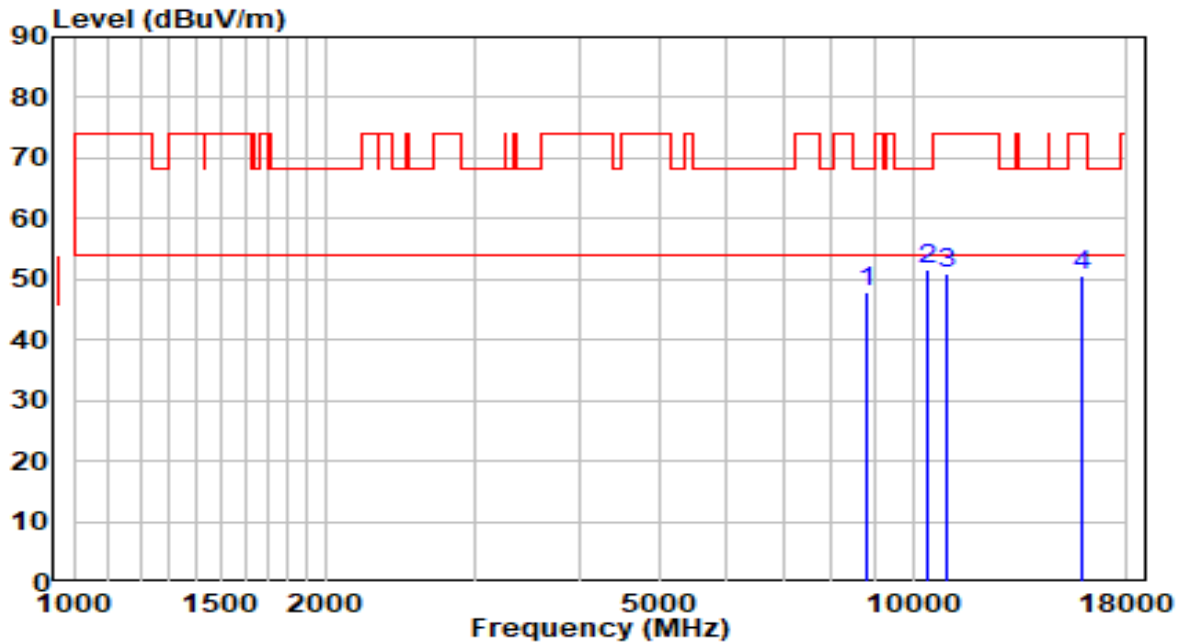


No	Frequency (MHz)	Reading (dBuV)	C.F (dB)	Measurement (dBuV/m)	Margin (dB)	Limit (dBuV/m)	Remark (QP/PK/AV)
1	8990.000	34.17	13.66	47.83	-20.37	68.20	Peak
2	* 10418.000	34.52	16.79	51.31	-16.89	68.20	Peak
3	10945.000	34.43	17.70	52.13	-21.87	74.00	Peak
4	16045.000	30.22	20.73	50.96	-23.04	74.00	Peak

Note:

- "*", means this data is the worst emission level.
- C.F (Correction Factor) = Antenna Factor (dB)+ Cable Loss (dB)– Preamplifier(dB).
- Measurement(dBuV/m) = Reading(dBuV) + C.F (Correction Factor).
- The emission levels of other frequencies are very lower than the limit and not show in test report.

EUT	AP301	Date of Test	2020-10-17
Factor	BBHA 9120D	Temp. / Humidity	24.9°C/43.1%
Polarity	Horizontal	Site / Test Engineer	AC1 /Jay Chiu
Test Mode	Transmit by 802.11ax-HE40 at Channel 5795MHz	Test Voltage	120V/60Hz

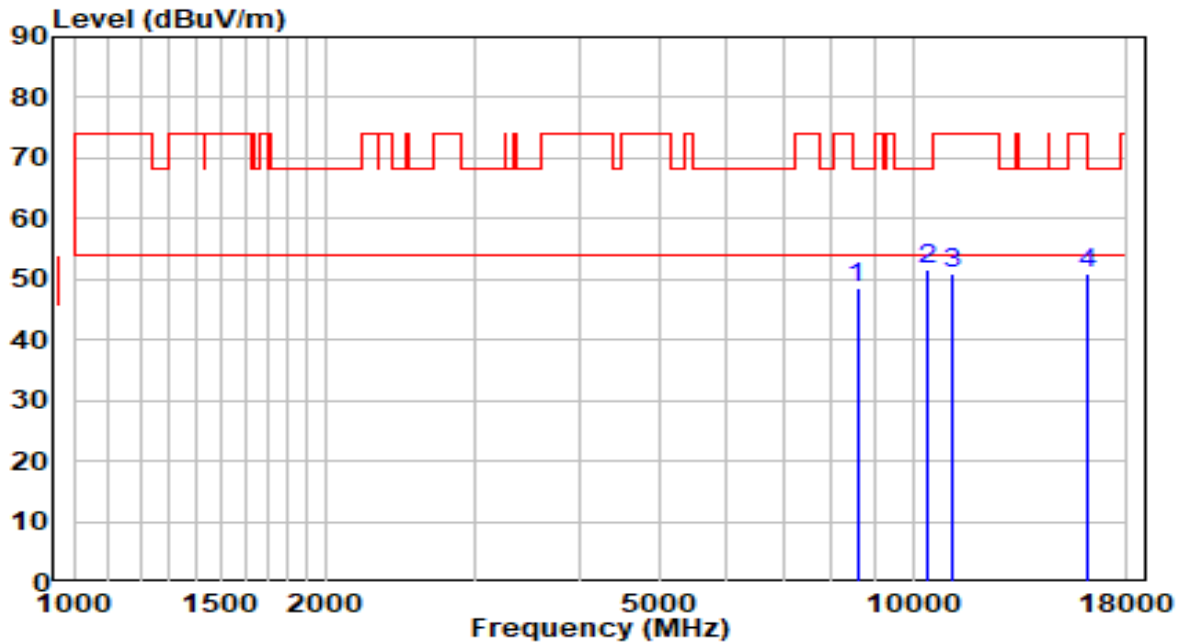


No	Frequency (MHz)	Reading (dBuV)	C.F (dB)	Measurement (dBuV/m)	Margin (dB)	Limit (dBuV/m)	Remark (QP/PK/AV)
1	8803.000	34.72	13.20	47.92	-20.28	68.20	Peak
2	* 10418.000	34.89	16.79	51.68	-16.52	68.20	Peak
3	10962.000	33.27	17.73	51.00	-23.00	74.00	Peak
4	15909.000	29.97	20.76	50.73	-23.27	74.00	Peak

Note:

- "*", means this data is the worst emission level.
- C.F (Correction Factor) = Antenna Factor (dB)+ Cable Loss (dB)– Preamplifier(dB).
- Measurement(dBuV/m) = Reading(dBuV) + C.F (Correction Factor).
- The emission levels of other frequencies are very lower than the limit and not show in test report.

EUT	AP301	Date of Test	2020-10-17
Factor	BBHA 9120D	Temp. / Humidity	24.9°C/43.1%
Polarity	Vertical	Site / Test Engineer	AC1 /Jay Chiu
Test Mode	Transmit by 802.11ax-HE40 at Channel 5795MHz	Test Voltage	120V/60Hz

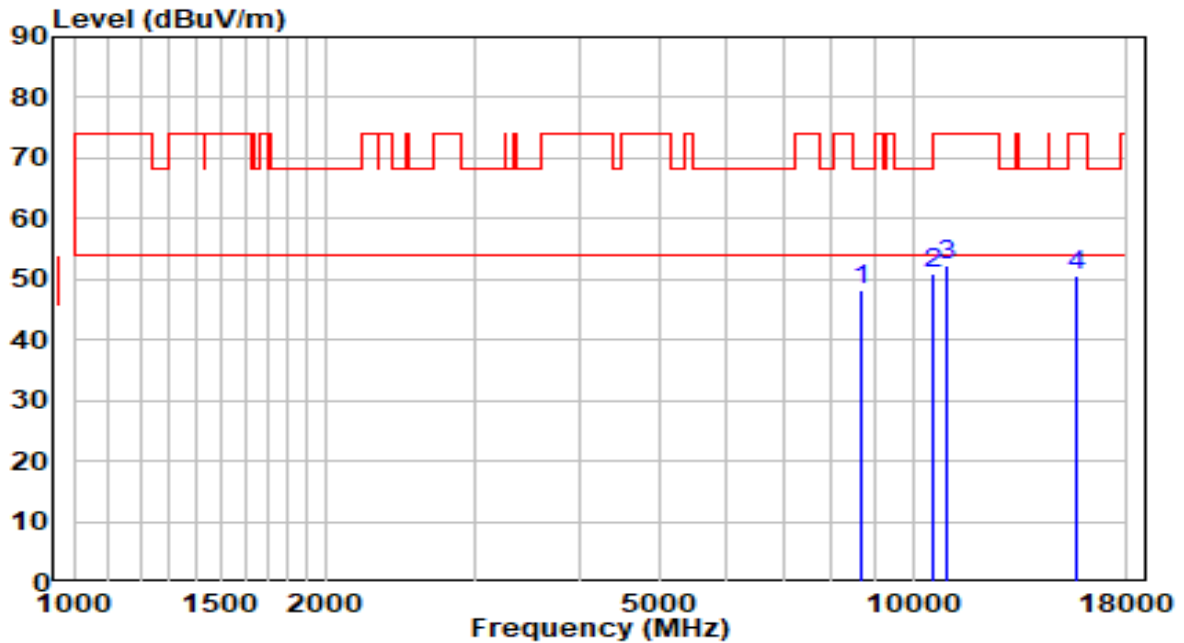


No	Frequency (MHz)	Reading (dBuV)	C.F (dB)	Measurement (dBuV/m)	Margin (dB)	Limit (dBuV/m)	Remark (QP/PK/AV)
1	8582.000	35.81	12.66	48.47	-19.73	68.20	Peak
2	* 10418.000	34.91	16.79	51.70	-16.50	68.20	Peak
3	11149.000	33.02	17.98	51.00	-23.00	74.00	Peak
4	16096.000	30.15	20.87	51.01	-22.99	74.00	Peak

Note:

- "*", means this data is the worst emission level.
- C.F (Correction Factor) = Antenna Factor (dB)+ Cable Loss (dB)– Preamplifier(dB).
- Measurement(dBuV/m) = Reading(dBuV) + C.F (Correction Factor).
- The emission levels of other frequencies are very lower than the limit and not show in test report.

EUT	AP301	Date of Test	2020-10-17
Factor	BBHA 9120D	Temp. / Humidity	24.9°C/43.1%
Polarity	Horizontal	Site / Test Engineer	AC1 /Jay Chiu
Test Mode	Transmit by 802.11ax-HE80 at Channel 5210MHz	Test Voltage	120V/60Hz

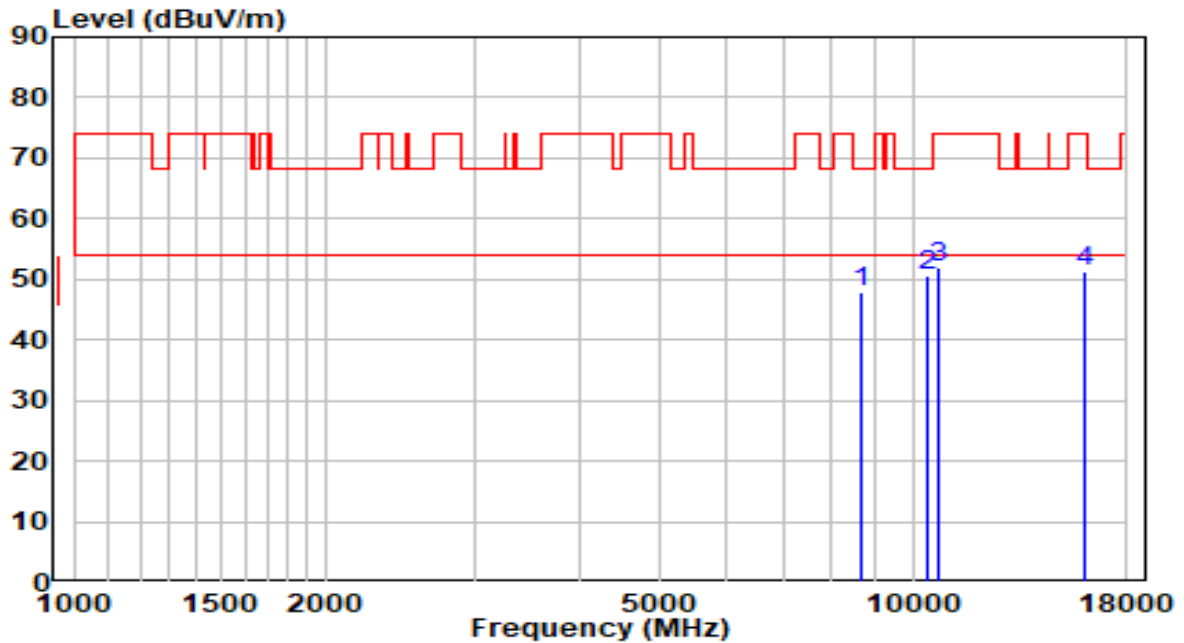


No	Frequency (MHz)	Reading (dBuV)	C.F (dB)	Measurement (dBuV/m)	Margin (dB)	Limit (dBuV/m)	Remark (QP/PK/AV)
1	8701.000	35.16	12.95	48.11	-20.09	68.20	Peak
2	* 10537.000	33.84	17.12	50.96	-17.24	68.20	Peak
3	10962.000	34.56	17.73	52.29	-21.71	74.00	Peak
4	15688.000	29.51	21.13	50.64	-23.36	74.00	Peak

Note:

- "*", means this data is the worst emission level.
- C.F (Correction Factor) = Antenna Factor (dB)+ Cable Loss (dB)– Preamplifier(dB).
- Measurement(dBuV/m) = Reading(dBuV) + C.F (Correction Factor).
- The emission levels of other frequencies are very lower than the limit and not show in test report.

EUT	AP301	Date of Test	2020-10-17
Factor	BBHA 9120D	Temp. / Humidity	24.9°C/43.1%
Polarity	Vertical	Site / Test Engineer	AC1 /Jay Chiu
Test Mode	Transmit by 802.11ax-HE80 at Channel 5210MHz	Test Voltage	120V/60Hz

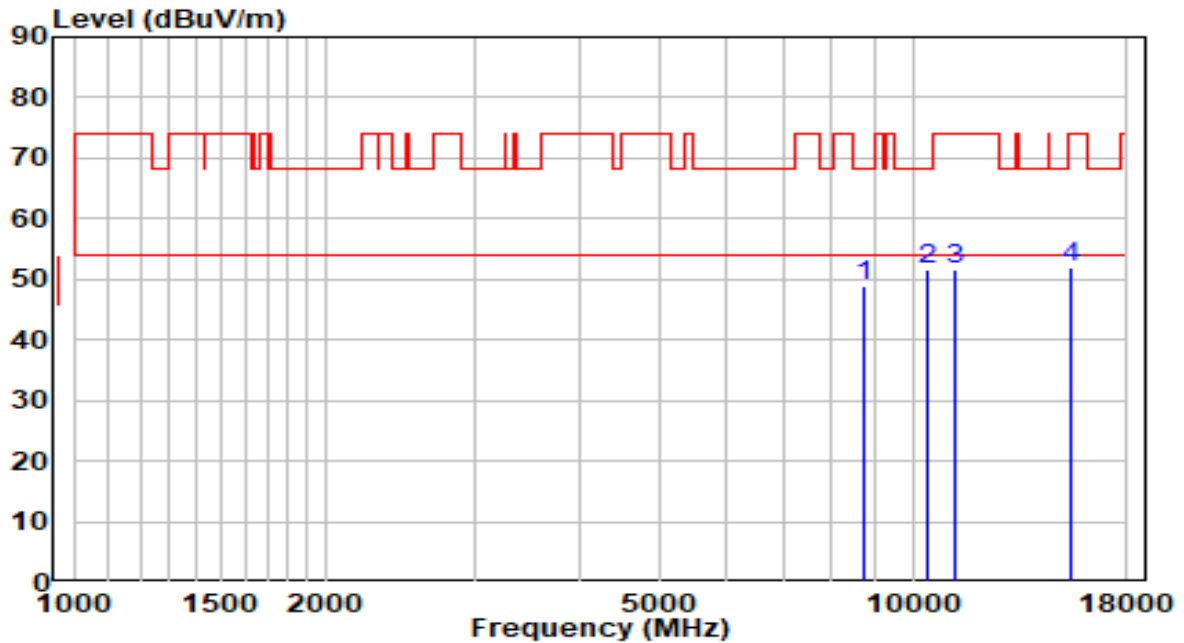


No	Frequency (MHz)	Reading (dBuV)	C.F (dB)	Measurement (dBuV/m)	Margin (dB)	Limit (dBuV/m)	Remark (QP/PK/AV)
1	8684.000	35.10	12.91	48.01	-20.19	68.20	Peak
2	* 10418.000	33.80	16.79	50.59	-17.61	68.20	Peak
3	10724.000	34.63	17.39	52.02	-21.98	74.00	Peak
4	16062.000	30.49	20.78	51.27	-22.73	74.00	Peak

Note:

- "*", means this data is the worst emission level.
- C.F (Correction Factor) = Antenna Factor (dB)+ Cable Loss (dB)– Preamplifier(dB).
- Measurement(dBuV/m) = Reading(dBuV) + C.F (Correction Factor).
- The emission levels of other frequencies are very lower than the limit and not show in test report.

EUT	AP301	Date of Test	2020-10-17
Factor	BBHA 9120D	Temp. / Humidity	24.9°C/43.1%
Polarity	Horizontal	Site / Test Engineer	AC1 /Jay Chiu
Test Mode	Transmit by 802.11ax-HE80 at Channel 5290MHz	Test Voltage	120V/60Hz

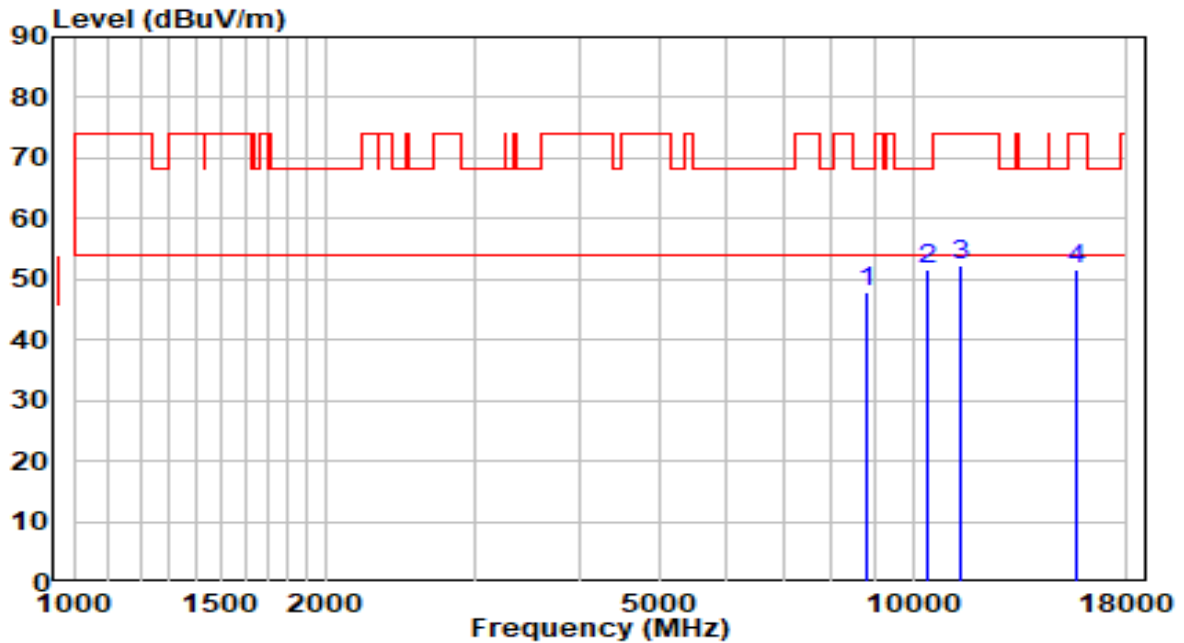


No	Frequency (MHz)	Reading (dBuV)	C.F (dB)	Measurement (dBuV/m)	Margin (dB)	Limit (dBuV/m)	Remark (QP/PK/AV)
1	8718.000	35.87	12.99	48.86	-19.34	68.20	Peak
2	* 10418.000	34.82	16.79	51.61	-16.59	68.20	Peak
3	11234.000	33.37	18.09	51.46	-22.54	74.00	Peak
4	15450.000	30.59	21.45	52.05	-21.95	74.00	Peak

Note:

- "*", means this data is the worst emission level.
- C.F (Correction Factor) = Antenna Factor (dB)+ Cable Loss (dB)– Preamplifier(dB).
- Measurement(dBuV/m) = Reading(dBuV) + C.F (Correction Factor).
- The emission levels of other frequencies are very lower than the limit and not show in test report.

EUT	AP301	Date of Test	2020-10-17
Factor	BBHA 9120D	Temp. / Humidity	24.9°C/43.1%
Polarity	Vertical	Site / Test Engineer	AC1 /Jay Chiu
Test Mode	Transmit by 802.11ax-HE80 at Channel 5290MHz	Test Voltage	120V/60Hz

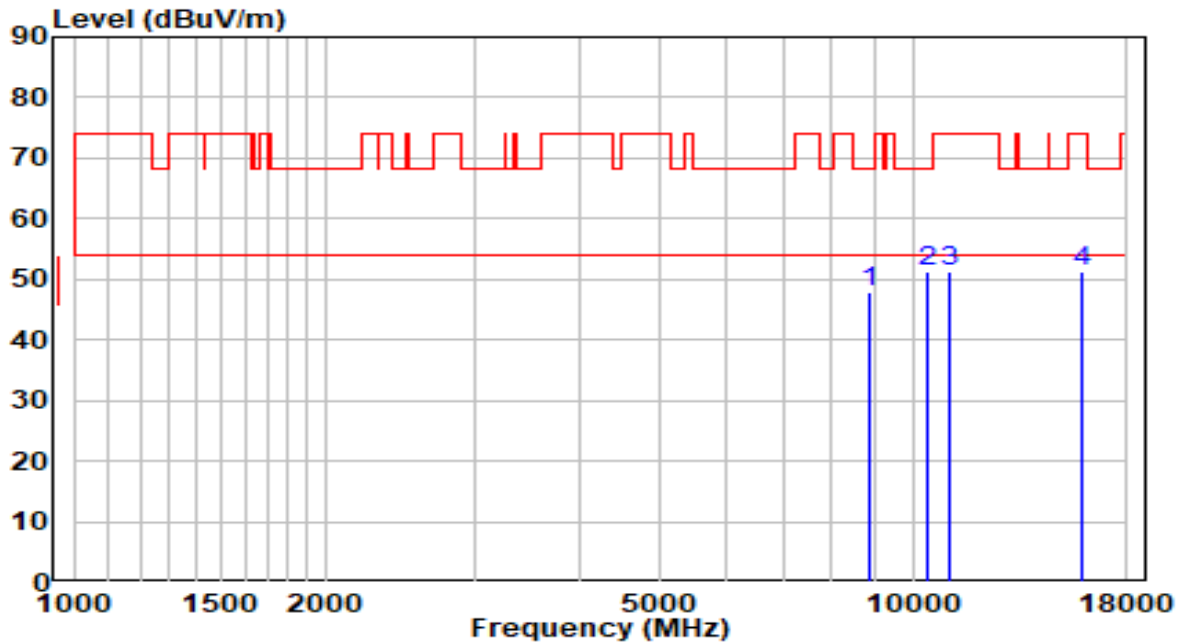


No	Frequency (MHz)	Reading (dBuV)	C.F (dB)	Measurement (dBuV/m)	Margin (dB)	Limit (dBuV/m)	Remark (QP/PK/AV)
1	8803.000	34.86	13.20	48.06	-20.14	68.20	Peak
2	* 10418.000	34.94	16.79	51.73	-16.47	68.20	Peak
3	11421.000	33.93	18.34	52.27	-21.73	74.00	Peak
4	15620.000	30.32	21.25	51.57	-22.43	74.00	Peak

Note:

- "*", means this data is the worst emission level.
- C.F (Correction Factor) = Antenna Factor (dB)+ Cable Loss (dB)– Preamplifier(dB).
- Measurement(dBuV/m) = Reading(dBuV) + C.F (Correction Factor).
- The emission levels of other frequencies are very lower than the limit and not show in test report.

EUT	AP301	Date of Test	2020-10-17
Factor	BBHA 9120D	Temp. / Humidity	24.9°C/43.1%
Polarity	Horizontal	Site / Test Engineer	AC1 /Jay Chiu
Test Mode	Transmit by 802.11ax-HE80 at Channel 5530MHz	Test Voltage	120V/60Hz

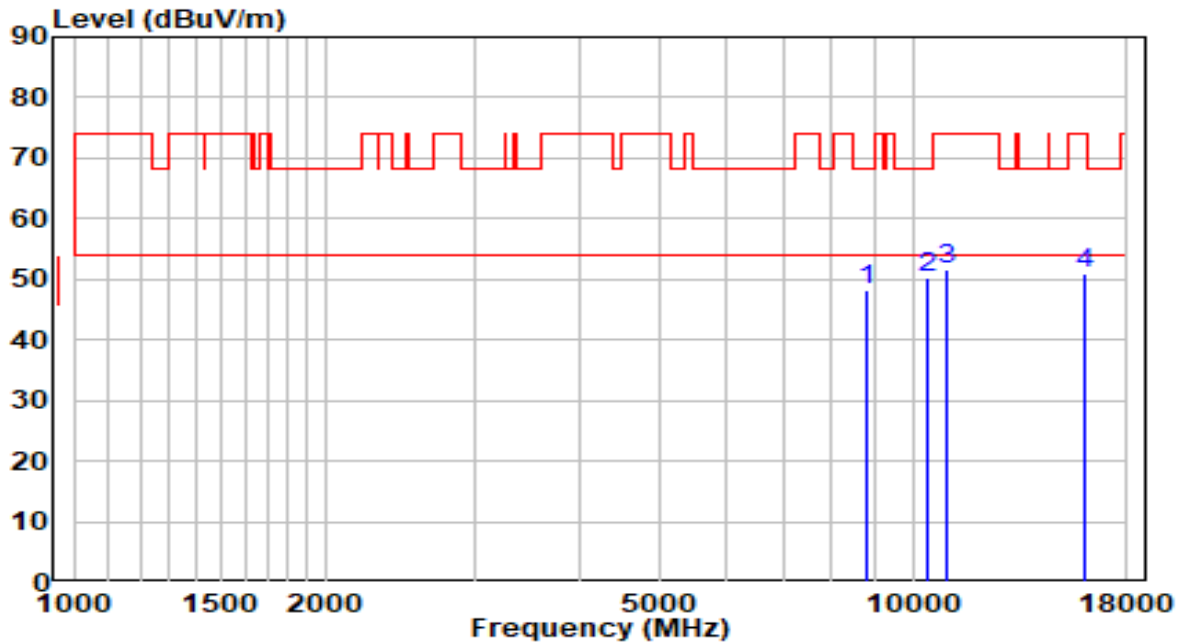


No	Frequency (MHz)	Reading (dBuV)	C.F (dB)	Measurement (dBuV/m)	Margin (dB)	Limit (dBuV/m)	Remark (QP/PK/AV)
1	8854.000	34.53	13.32	47.85	-20.35	68.20	Peak
2	* 10384.000	34.48	16.67	51.15	-17.05	68.20	Peak
3	11047.000	33.51	17.84	51.35	-22.65	74.00	Peak
4	15892.000	30.40	20.79	51.20	-22.80	74.00	Peak

Note:

- "*", means this data is the worst emission level.
- C.F (Correction Factor) = Antenna Factor (dB)+ Cable Loss (dB)– Preamplifier(dB).
- Measurement(dBuV/m) = Reading(dBuV) + C.F (Correction Factor).
- The emission levels of other frequencies are very lower than the limit and not show in test report.

EUT	AP301	Date of Test	2020-10-17
Factor	BBHA 9120D	Temp. / Humidity	24.9°C/43.1%
Polarity	Vertical	Site / Test Engineer	AC1 /Jay Chiu
Test Mode	Transmit by 802.11ax-HE80 at Channel 5530MHz	Test Voltage	120V/60Hz

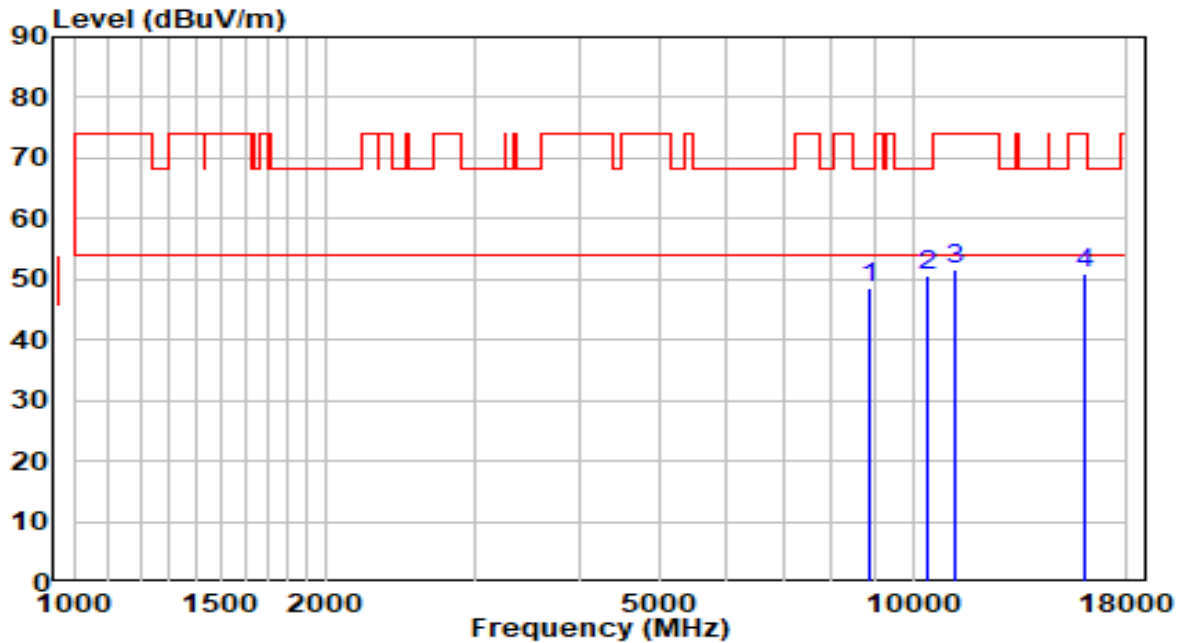


No	Frequency (MHz)	Reading (dBuV)	C.F (dB)	Measurement (dBuV/m)	Margin (dB)	Limit (dBuV/m)	Remark (QP/PK/AV)
1	8803.000	35.05	13.20	48.25	-19.95	68.20	Peak
2	* 10418.000	33.61	16.79	50.40	-17.80	68.20	Peak
3	10996.000	33.80	17.77	51.58	-22.42	74.00	Peak
4	16079.000	30.00	20.82	50.82	-23.18	74.00	Peak

Note:

- "*", means this data is the worst emission level.
- C.F (Correction Factor) = Antenna Factor (dB)+ Cable Loss (dB)– Preamplifier(dB).
- Measurement(dBuV/m) = Reading(dBuV) + C.F (Correction Factor).
- The emission levels of other frequencies are very lower than the limit and not show in test report.

EUT	AP301	Date of Test	2020-10-17
Factor	BBHA 9120D	Temp. / Humidity	24.9°C/43.1%
Polarity	Horizontal	Site / Test Engineer	AC1 /Jay Chiu
Test Mode	Transmit by 802.11ax-HE80 at Channel 5610MHz	Test Voltage	120V/60Hz

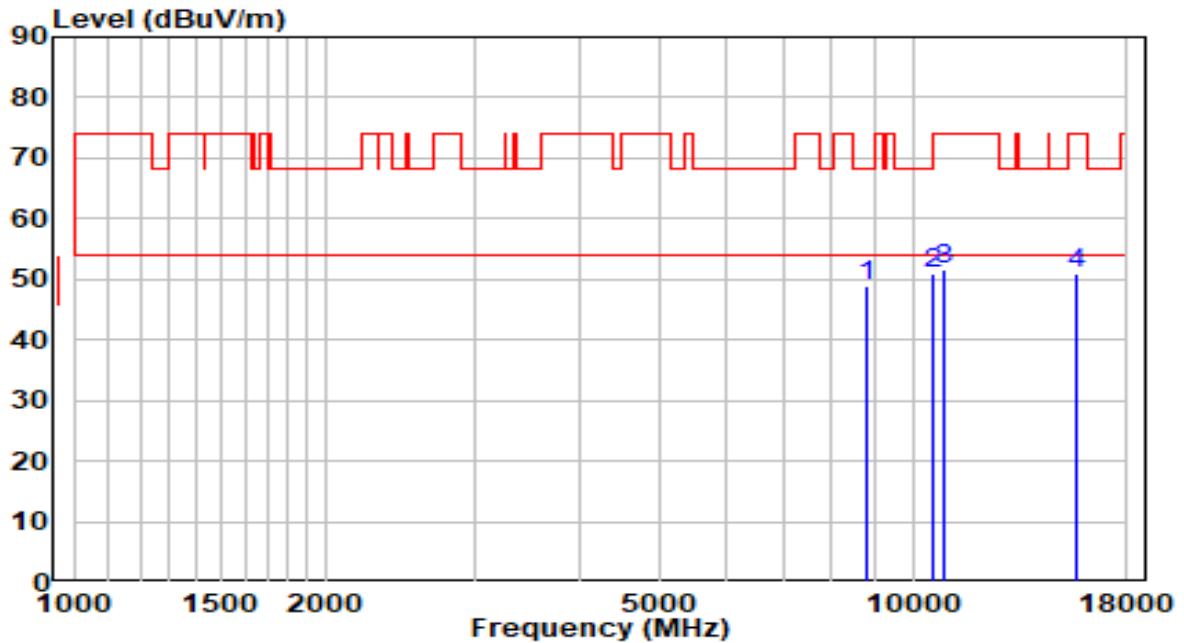


No	Frequency (MHz)	Reading (dBuV)	C.F (dB)	Measurement (dBuV/m)	Margin (dB)	Limit (dBuV/m)	Remark (QP/PK/AV)
1	8905.000	34.97	13.45	48.42	-19.78	68.20	Peak
2	* 10418.000	33.79	16.79	50.58	-17.62	68.20	Peak
3	11200.000	33.52	18.05	51.57	-22.43	74.00	Peak
4	16045.000	30.34	20.73	51.07	-22.93	74.00	Peak

Note:

- "*", means this data is the worst emission level.
- C.F (Correction Factor) = Antenna Factor (dB)+ Cable Loss (dB)– Preamplifier(dB).
- Measurement(dBuV/m) = Reading(dBuV) + C.F (Correction Factor).
- The emission levels of other frequencies are very lower than the limit and not show in test report.

EUT	AP301	Date of Test	2020-10-17
Factor	BBHA 9120D	Temp. / Humidity	24.9°C/43.1%
Polarity	Vertical	Site / Test Engineer	AC1 /Jay Chiu
Test Mode	Transmit by 802.11ax-HE80 at Channel 5610MHz	Test Voltage	120V/60Hz

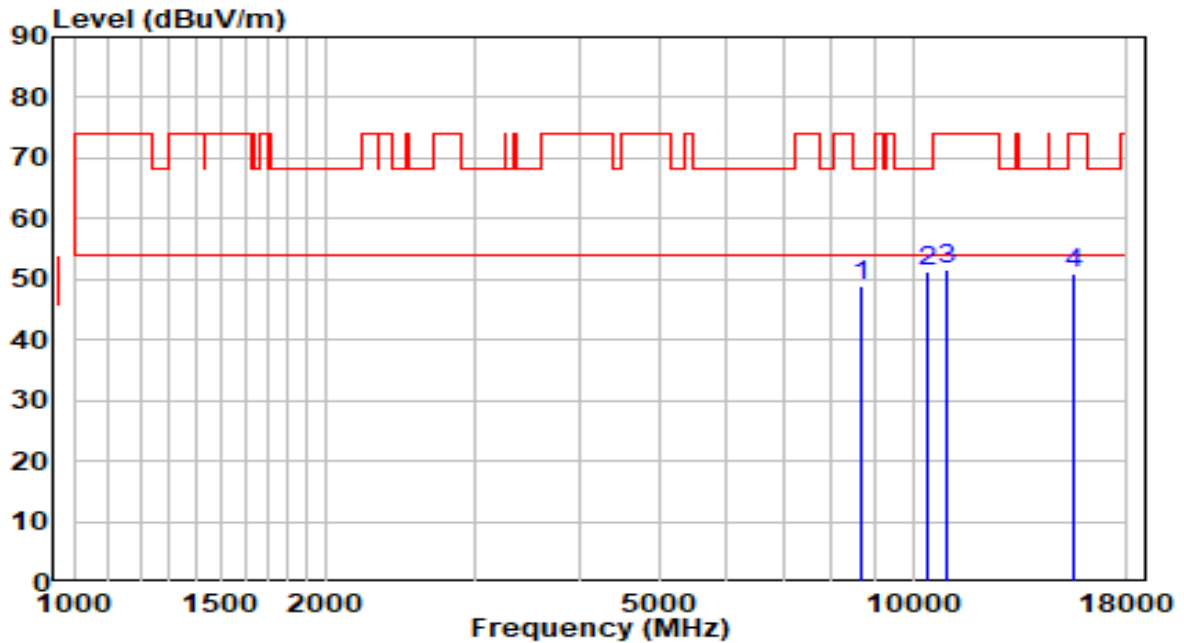


No	Frequency (MHz)	Reading (dBuV)	C.F (dB)	Measurement (dBuV/m)	Margin (dB)	Limit (dBuV/m)	Remark (QP/PK/AV)
1	8803.000	35.67	13.20	48.87	-19.33	68.20	Peak
2	* 10588.000	33.90	17.19	51.10	-17.10	68.20	Peak
3	10928.000	33.95	17.68	51.62	-22.38	74.00	Peak
4	15620.000	29.53	21.25	50.78	-23.22	74.00	Peak

Note:

- "*", means this data is the worst emission level.
- C.F (Correction Factor) = Antenna Factor (dB)+ Cable Loss (dB)– Preamplifier(dB).
- Measurement(dBuV/m) = Reading(dBuV) + C.F (Correction Factor).
- The emission levels of other frequencies are very lower than the limit and not show in test report.

EUT	AP301	Date of Test	2020-10-17
Factor	BBHA 9120D	Temp. / Humidity	24.9°C/43.1%
Polarity	Horizontal	Site / Test Engineer	AC1 /Jay Chiu
Test Mode	Transmit by 802.11ax-HE80 at Channel 5690MHz	Test Voltage	120V/60Hz

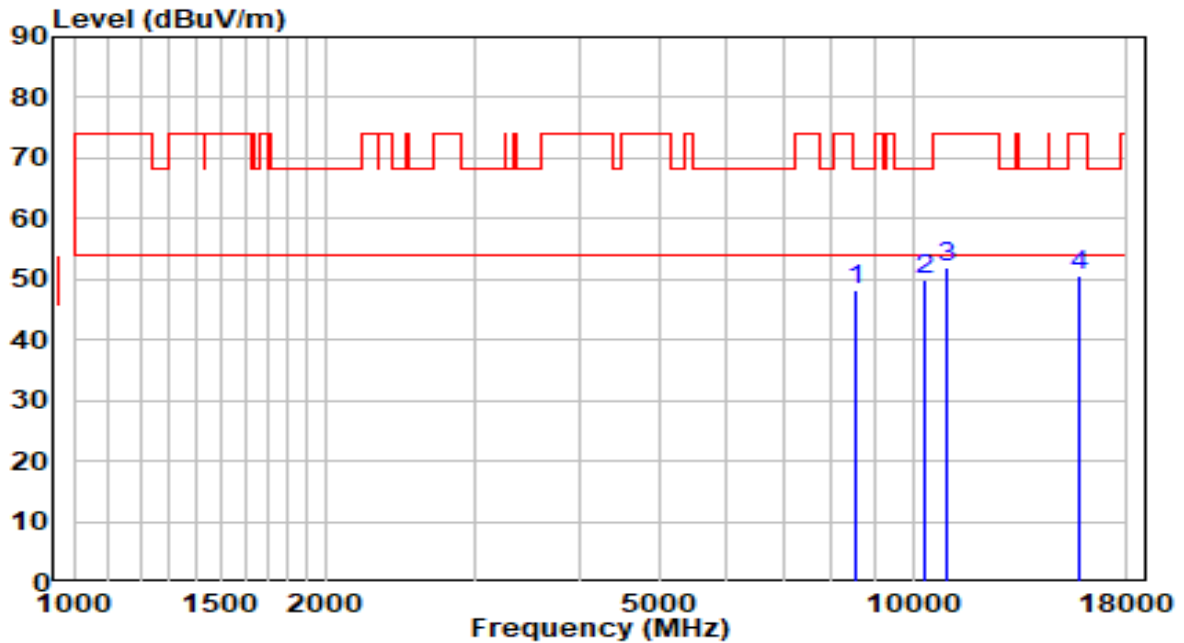


No	Frequency (MHz)	Reading (dBuV)	C.F (dB)	Measurement (dBuV/m)	Margin (dB)	Limit (dBuV/m)	Remark (QP/PK/AV)
1	8701.000	35.99	12.95	48.94	-19.26	68.20	Peak
2	* 10418.000	34.38	16.79	51.17	-17.03	68.20	Peak
3	10962.000	33.75	17.73	51.47	-22.53	74.00	Peak
4	15586.000	29.67	21.31	50.98	-23.02	74.00	Peak

Note:

- "*", means this data is the worst emission level.
- C.F (Correction Factor) = Antenna Factor (dB)+ Cable Loss (dB)– Preamplifier(dB).
- Measurement(dBuV/m) = Reading(dBuV) + C.F (Correction Factor).
- The emission levels of other frequencies are very lower than the limit and not show in test report.

EUT	AP301	Date of Test	2020-10-17
Factor	BBHA 9120D	Temp. / Humidity	24.9°C/43.1%
Polarity	Vertical	Site / Test Engineer	AC1 /Jay Chiu
Test Mode	Transmit by 802.11ax-HE80 at Channel 5690MHz	Test Voltage	120V/60Hz

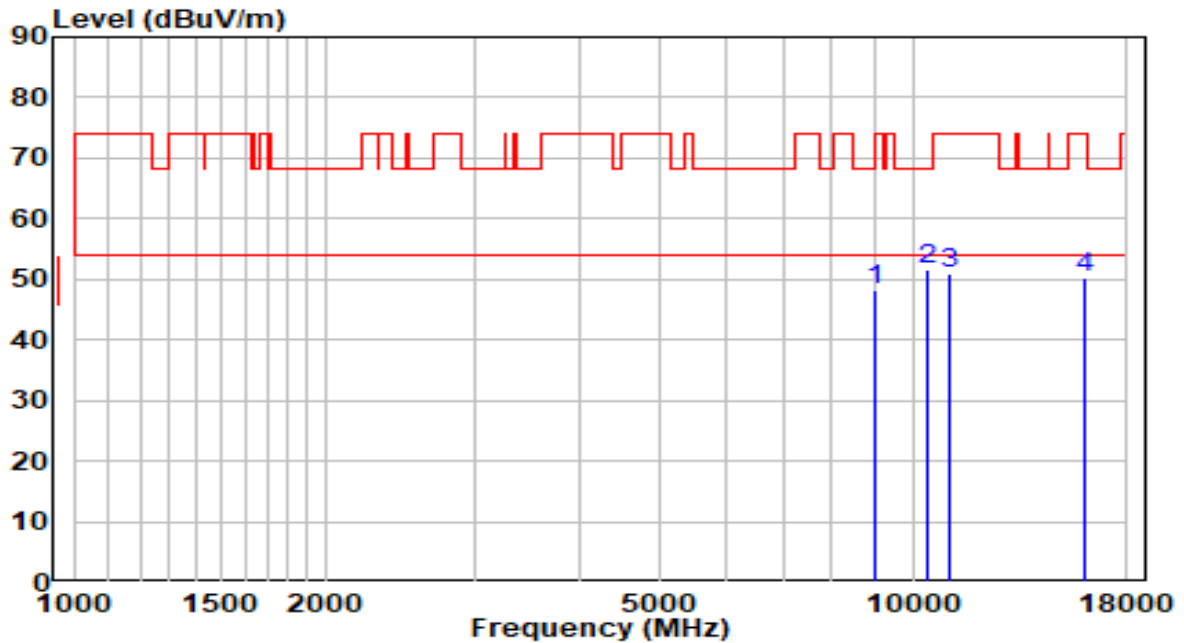


No	Frequency (MHz)	Reading (dBuV)	C.F (dB)	Measurement (dBuV/m)	Margin (dB)	Limit (dBuV/m)	Remark (QP/PK/AV)
1	8565.000	35.55	12.61	48.17	-20.03	68.20	Peak
2	* 10367.000	33.43	16.62	50.05	-18.15	68.20	Peak
3	10962.000	34.08	17.73	51.81	-22.19	74.00	Peak
4	15773.000	29.70	20.99	50.69	-23.31	74.00	Peak

Note:

- "*", means this data is the worst emission level.
- C.F (Correction Factor) = Antenna Factor (dB)+ Cable Loss (dB)– Preamplifier(dB).
- Measurement(dBuV/m) = Reading(dBuV) + C.F (Correction Factor).
- The emission levels of other frequencies are very lower than the limit and not show in test report.

EUT	AP301	Date of Test	2020-10-17
Factor	BBHA 9120D	Temp. / Humidity	24.9°C/43.1%
Polarity	Horizontal	Site / Test Engineer	AC1 /Jay Chiu
Test Mode	Transmit by 802.11ax-HE80 at Channel 5775MHz	Test Voltage	120V/60Hz

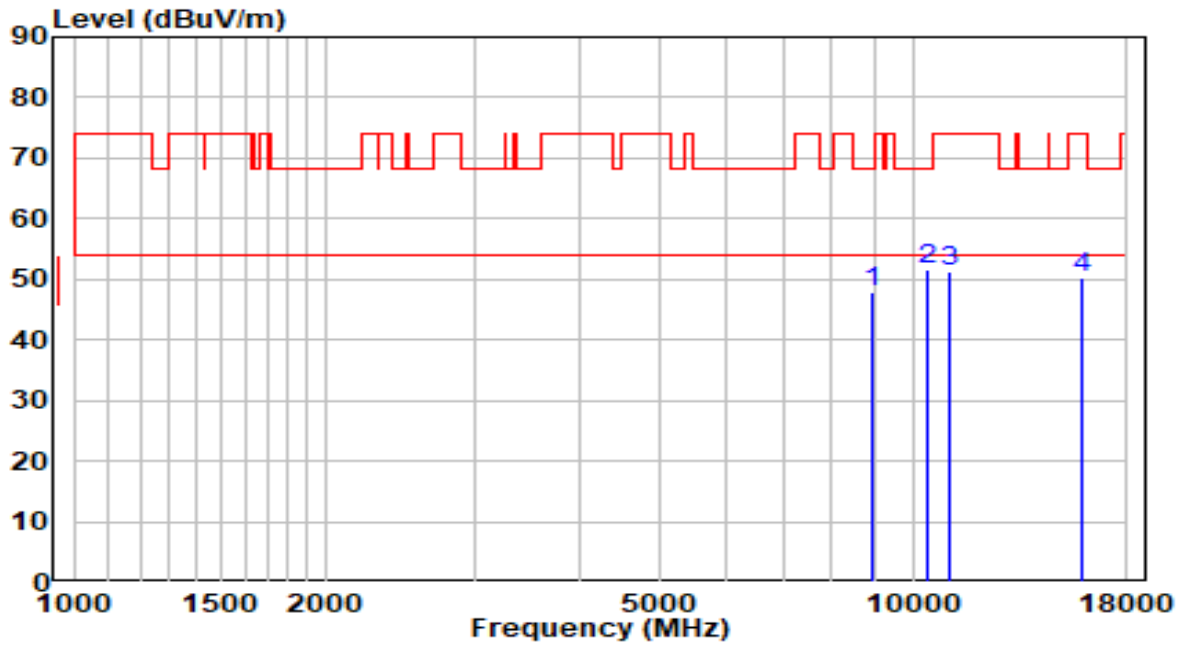


No	Frequency (MHz)	Reading (dBuV)	C.F (dB)	Measurement (dBuV/m)	Margin (dB)	Limit (dBuV/m)	Remark (QP/PK/AV)
1	8990.000	34.54	13.66	48.19	-20.01	68.20	Peak
2	* 10418.000	34.66	16.79	51.45	-16.75	68.20	Peak
3	11064.000	33.09	17.87	50.96	-23.04	74.00	Peak
4	15977.000	29.61	20.65	50.26	-23.74	74.00	Peak

Note:

- "*", means this data is the worst emission level.
- C.F (Correction Factor) = Antenna Factor (dB)+ Cable Loss (dB)– Preamplifier(dB).
- Measurement(dBuV/m) = Reading(dBuV) + C.F (Correction Factor).
- The emission levels of other frequencies are very lower than the limit and not show in test report.

EUT	AP301	Date of Test	2020-10-17
Factor	BBHA 9120D	Temp. / Humidity	24.9°C/43.1%
Polarity	Vertical	Site / Test Engineer	AC1 /Jay Chiu
Test Mode	Transmit by 802.11ax-HE80 at Channel 5775MHz	Test Voltage	120V/60Hz



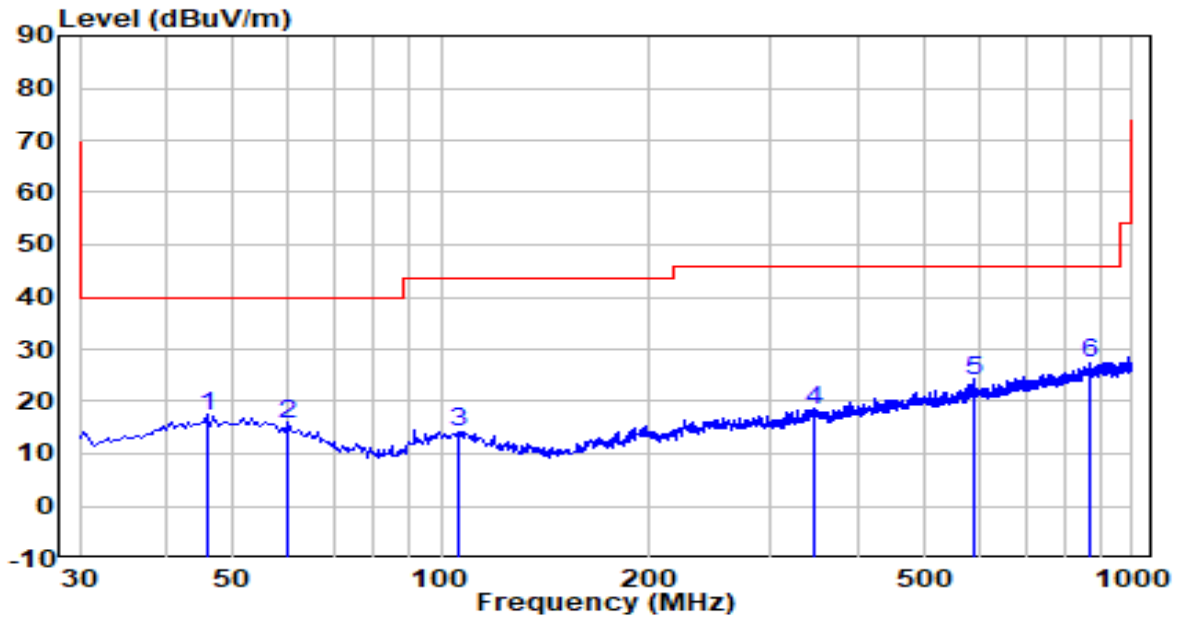
No	Frequency (MHz)	Reading (dBuV)	C.F (dB)	Measurement (dBuV/m)	Margin (dB)	Limit (dBuV/m)	Remark (QP/PK/AV)
1	8939.000	34.44	13.53	47.97	-20.23	68.20	Peak
2	* 10418.000	34.80	16.79	51.59	-16.61	68.20	Peak
3	11047.000	33.55	17.84	51.39	-22.61	74.00	Peak
4	15875.000	29.50	20.82	50.32	-23.68	74.00	Peak

Note:

- "*", means this data is the worst emission level.
- C.F (Correction Factor) = Antenna Factor (dB)+ Cable Loss (dB)– Preamplifier(dB).
- Measurement(dBuV/m) = Reading(dBuV) + C.F (Correction Factor).
- The emission levels of other frequencies are very lower than the limit and not show in test report.

The worst case of Radiated Emission below 1GHz:

EUT	AP301	Date of Test	2020-11-29
Factor	VULB 9162	Temp. / Humidity	22.8°C /46%
Polarity	Horizontal	Site / Test Engineer	AC1 /Jay Chiu
Test Mode	Transmit by 802.11ax-HE20 at channel 5260MHz	Test Voltage	120V/60Hz

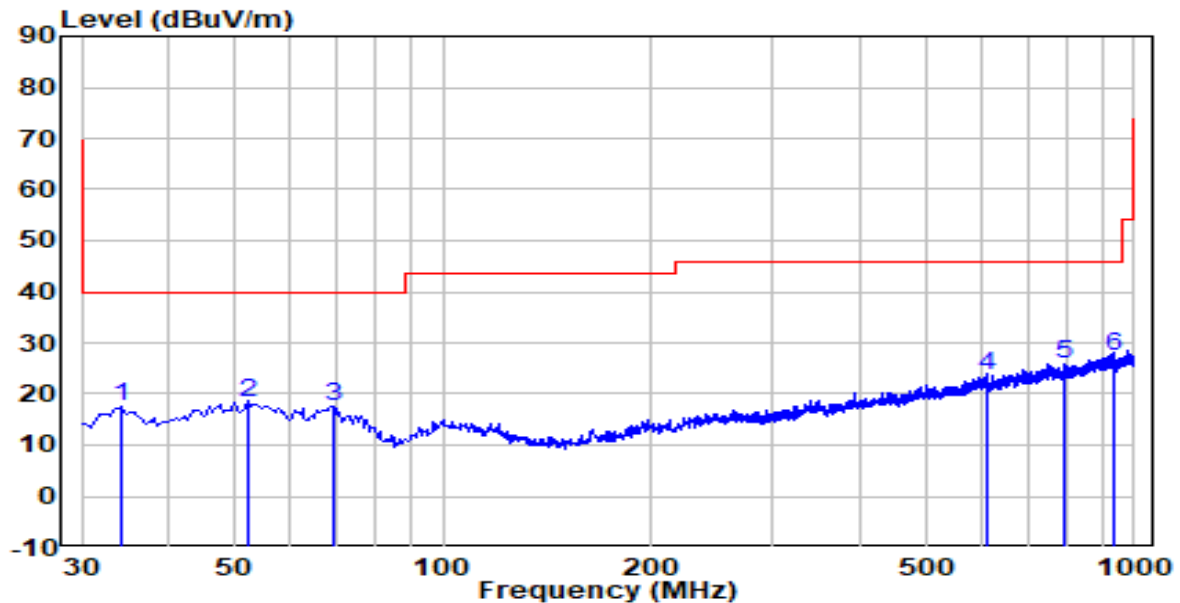


No	Frequency (MHz)	Reading (dBUV)	C.F (dB)	Measurement (dBUV/m)	Margin (dB)	Limit (dBUV/m)	Remark (QP/PK/AV)
1	46.005	-4.52	21.85	17.33	-22.67	40.00	QP
2	60.070	-4.35	20.19	15.84	-24.16	40.00	QP
3	106.145	-4.78	18.89	14.11	-29.39	43.50	QP
4	346.220	-4.68	23.10	18.42	-27.58	46.00	QP
5	589.205	-3.58	27.59	24.01	-21.99	46.00	QP
6	* 871.960	-4.31	31.61	27.30	-18.70	46.00	QP

Note:

- "*", means this data is the worst emission level.
- C.F (Correction Factor) = Antenna Factor (dB)+ Cable Loss (dB).
- Measurement(dBUV/m) = Reading(dBUV) + C.F (Correction Factor).
- The emission levels of other frequencies are very lower than the limit and not show in test report.
- The amplitude of Radiated emissions (the test frequency range: 9kHz ~ 30MHz, 18GHz ~ 25GHz), is that proximity to ambient noise, which also are attenuated more than 20 dB below the permissible value. Therefore, the data is not presented in the report.

EUT	AP301	Date of Test	2020-11-29
Factor	VULB 9162	Temp. / Humidity	22.8°C /46%
Polarity	Vertical	Site / Test Engineer	AC1 /Jay Chiu
Test Mode	Transmit by 802.11ax-HE20 at channel 5260MHz	Test Voltage	120V/60Hz



No	Frequency (MHz)	Reading (dBUV)	C.F (dB)	Measurement (dBUV/m)	Margin (dB)	Limit (dBUV/m)	Remark (QP/PK/AV)
1	34.364	-1.71	19.20	17.49	-22.51	40.00	QP
2	52.310	-3.35	21.62	18.27	-21.73	40.00	QP
3	69.285	0.16	17.20	17.36	-22.64	40.00	QP
4	612.000	-4.27	27.99	23.72	-22.28	46.00	QP
5	789.995	-4.53	30.42	25.89	-20.11	46.00	QP
6	* 936.950	-4.78	32.06	27.28	-18.72	46.00	QP

Note:

1. "*" , means this data is the worst emission level.
2. C.F (Correction Factor) = Antenna Factor (dB)+ Cable Loss (dB).
3. Measurement(dBUV/m) = Reading(dBUV) + C.F (Correction Factor).
- 4.The emission levels of other frequencies are very lower than the limit and not show in test report.
- 5.The amplitude of Radiated emissions (the test frequency range: 9kHz ~ 30MHz, 18GHz ~ 25GHz), is that proximityto ambient noise, which also are attenuated more than 20 dB below the permissible value. Therefore, the data is not presented in the report.

6.9. Radiated RestrictedBand Edge Measurement

6.9.1.Test Limit

For 15.205 requirement:

Radiated emissions which fall in the restricted bands, as defined in Section 15.205(a) of FCC part 15, must also comply with the radiated emission limits specified in Section 15.209(a).

Frequency (MHz)	Frequency (MHz)	Frequency (MHz)	Frequency (GHz)
0.090 - 0.110	16.42-16.423	399.9 - 410	4.5-5.15
¹ 0.495 - 0.505	16.69475-16.69525	608 - 614	5.35-5.46
2.1735-2.1905	16.80425-16.80475	960 - 1240	7.25-7.75
4.125-4.128	25.5 -25.67	1300 - 1427	8.025 - 8.5
4.17725-4.17775	37.5-38.25	1435-1626.5	9.0-9.2
4.20725-4.20775	73-74.6	1645.5-1646.5	9.3-9.5
6.215-6.218	74.8-75.2	1660 - 1710	10.6-12.7
6.26775-6.26825	108-121.94	1718.8-1722.2	13.25-13.4
6.31175-6.31225	123 - 138	2200 - 2300	14.47-14.5
8.291-8.294	149.9-150.05	2310 - 2390	15.35-16.2
8.362-8.366	156.52475-156.525	2483.5 - 2500	17.7-21.4
8.37625-8.38675	156.7-156.9	2690 - 2900	22.01-23.12
8.41425-8.41475	162.0125-167.17	3260 - 3267	23.6-24.0
12.29-12.293	167.72-173.2	3332 - 3339	31.2-31.8
12.51975-12.52025	240 - 285	3345.8 - 3358	36.43-36.5
12.57675-12.57725	322-335.4	3600 - 4400	(²)
13.36-13.41	--	--	--

For 15.407(b) requirement:

For transmitters operating in the 5.15-5.25 GHz band: All emissions outside of the 5.15-5.35 GHz band shall not exceed an e.i.r.p. of -27 dBm/MHz.

For transmitters operating in the 5.25-5.35 GHz band: All emissions outside of the 5.15-5.35 GHz band shall not exceed an e.i.r.p. of -27 dBm/MHz.

For transmitters operating in the 5.47-5.725 GHz band: All emissions outside of the 5.47-5.725 GHz band shall not exceed an e.i.r.p. of -27 dBm/MHz.

For transmitters operating in the 5.725-5.85 GHz band: All emissions shall be limited to a level of -27 dBm/MHz at 75 MHz or more above or below the band edge increasing linearly to 10 dBm/MHz at 25 MHz above or below the band edge, and from 25 MHz above or below the band edge

increasing linearly to a level of 15.6 dBm/MHz at 5 MHz above or below the band edge, and from 5 MHz above or below the band edge increasing linearly to a level of 27 dBm/MHz at the band edge.

Refer to KDB 789033 D02v02r01 G)2)c), as specified in § 15.407(b), emissions above 1000 MHz that are outside of the restricted bands are subject to a maximum emission limit of -27 dBm/MHz (or -17 dBm/MHz as specified in § 15.407(b)(4)). However, an out-of-band emission that complies with both the peak and average limits of § 15.209 is not required to satisfy the -27 dBm/MHz or -17 dBm/MHz maximum emission limit.

All out of band emissions appearing in a restricted band as specified in Section 15.205 of the Title 47CFR must not exceed the limits shown in Table per Section 15.209.

FCC Part 15 Subpart C Paragraph 15.209		
Frequency [MHz]	Field Strength [uV/m]	Measured Distance [Meters]
0.009 - 0.490	2400/F (kHz)	300
0.490 - 1.705	24000/F (kHz)	30
1.705 - 30	30	30
30 - 88	100	3
88 - 216	150	3
216 - 960	200	3
Above 960	500	3

6.9.2. Test Procedure Used

ANSI C63.10 Section 6.3 (General Requirements)

ANSI C63.10 Section 6.6 (Standard test method above 1GHz)

6.9.3. Test Setting

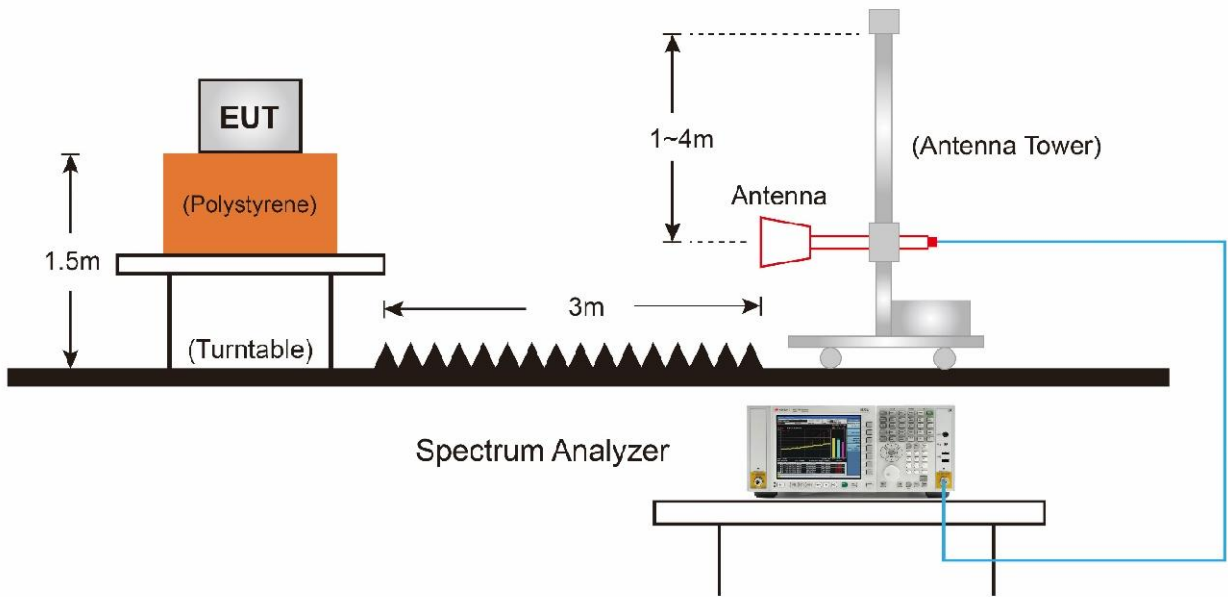
Peak Measurements above 1GHz

1. Analyzer center frequency was set to the frequency of the radiated spurious emission of interest
2. RBW = 1MHz
3. VBW = 3MHz
4. Detector = peak
5. Sweep time = auto couple
6. Trace mode = max hold
7. Trace was allowed to stabilize

Average Measurements above 1GHz (Method VB)

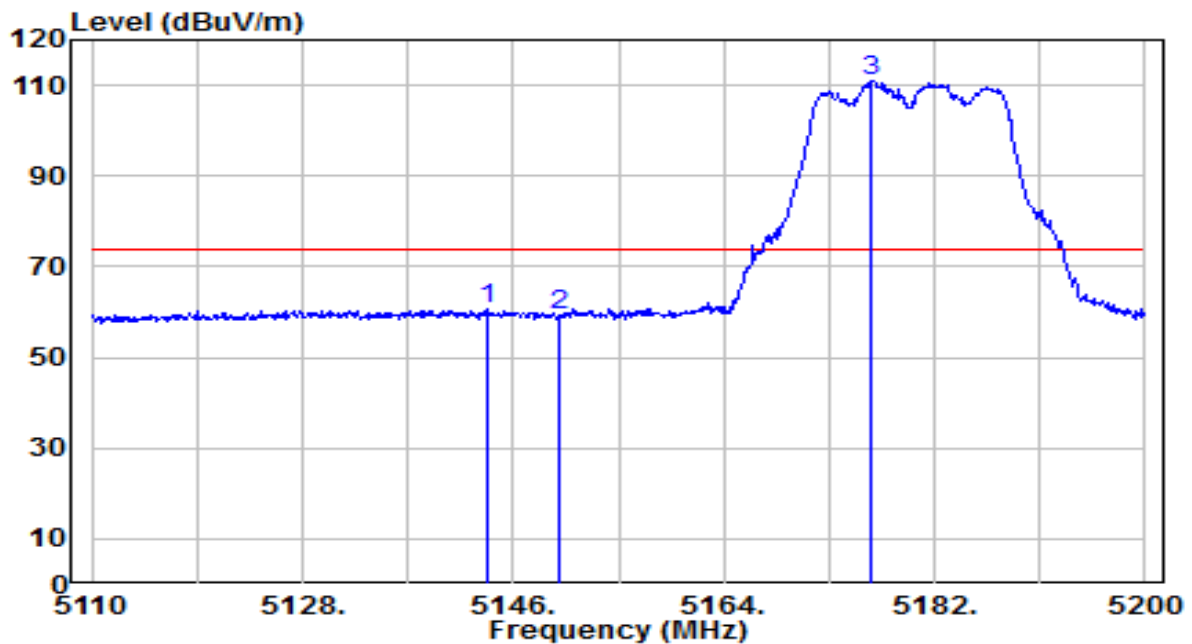
1. Analyzer center frequency was set to the frequency of the radiated spurious emission of interest
2. RBW = 1MHz
3. VBW If the EUT is configured to transmit with duty cycle $\geq 98\%$, set $VBW \leq RBW/100$ (i.e., 10 kHz) but not less than 10 Hz. If the EUT duty cycle is $< 98\%$, set $VBW \geq 1/T$.
4. Detector = Peak
5. Sweep time = auto
6. Allow max hold to run for at least 50 traces if the transmitted signal is continuous or has at least 98% duty cycle. For lower duty cycles, increase the minimum number of traces by a factor of $1/x$, where x is the duty cycle.

6.9.4. Test Setup



6.9.5. Test Result

EUT	AP301	Date of Test	2020-11-26
Factor	BBHA 9120D	Temp. / Humidity	26.4°C/44.5%
Polarity	Horizontal	Site / Test Engineer	AC1 /Jay Chiu
Test Mode	Transmit by 802.11a at Channel 5180MHz	Test Voltage	120V/60Hz

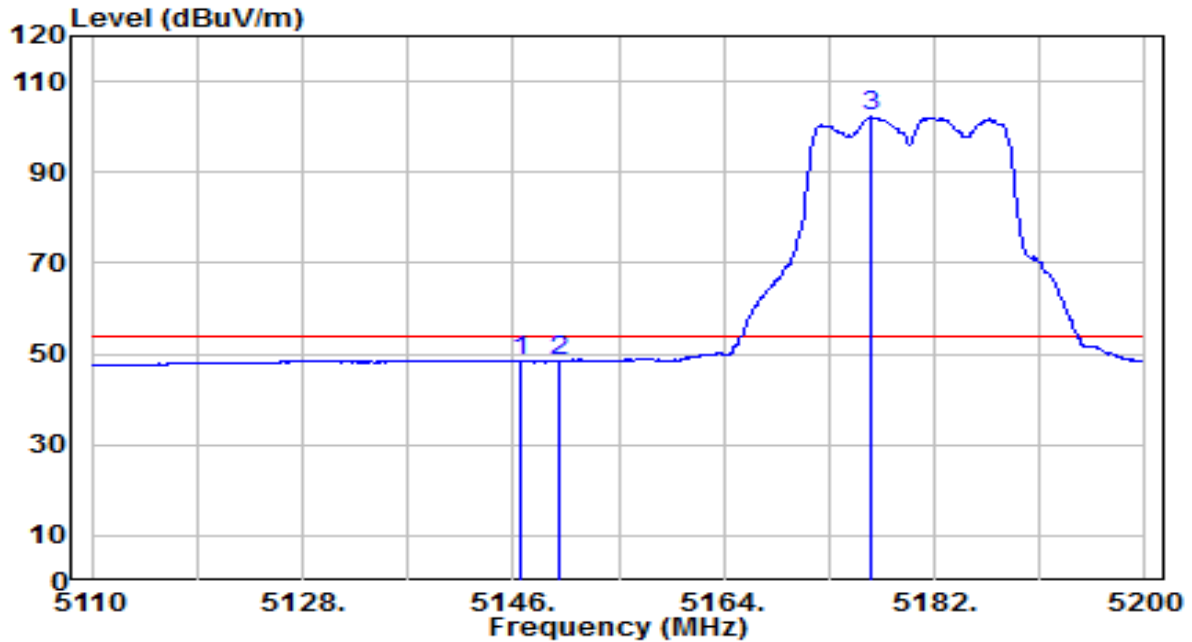


No	Frequency (MHz)	Reading (dBuV)	C.F (dB)	Measurement (dBuV/m)	Margin (dB)	Limit (dBuV/m)	Remark (QP/PK/AV)
1	5143.750	40.71	19.90	60.61	-13.39	74.00	Peak
2	5150.000	39.30	19.91	59.21	-14.79	74.00	Peak
3	* 5176.600	91.21	19.93	111.15	N/A	N/A	Peak

Note:

1. " *", means this data is the worst emission level.
2. C.F (Correction Factor) = Antenna Factor (dB)+ Cable Loss (dB)– Preamplifier(dB)+16db attenuation.
3. Measurement(dBuV/m) = Reading(dBuV) + C.F (Correction Factor).
- 4.The emission levels of other frequencies are very lower than the limit and not show in test report.

EUT	AP301	Date of Test	2020-11-26
Factor	BBHA 9120D	Temp. / Humidity	26.4°C/44.5%
Polarity	Horizontal	Site / Test Engineer	AC1 /Jay Chiu
Test Mode	Transmit by 802.11a at Channel 5180MHz	Test Voltage	120V/60Hz

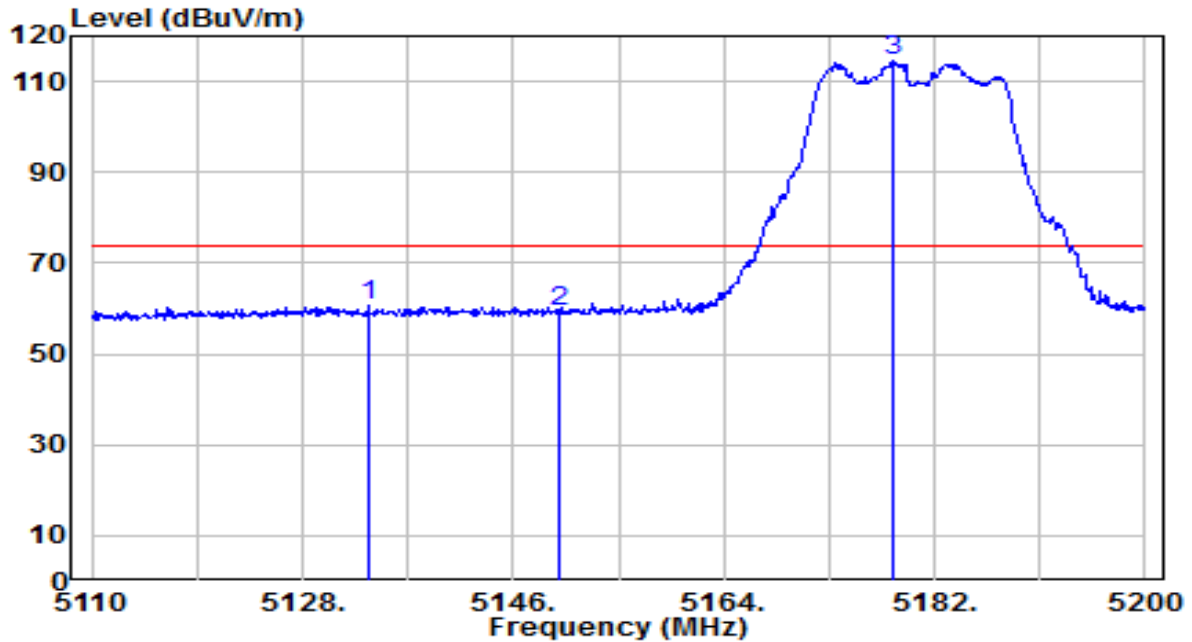


No	Frequency (MHz)	Reading (dBuV)	C.F (dB)	Measurement (dBuV/m)	Margin (dB)	Limit (dBuV/m)	Remark (QP/PK/AV)
1	5146.720	28.77	19.90	48.67	-5.33	54.00	Average
2	5150.000	28.51	19.91	48.42	-5.58	54.00	Average
3	* 5176.690	82.18	19.93	102.12	N/A	N/A	Average

Note:

1. " *", means this data is the worst emission level.
2. C.F (Correction Factor) = Antenna Factor (dB)+ Cable Loss (dB)– Preamplifier(dB)+16db attenuation.
3. Measurement(dBuV/m) = Reading(dBuV) + C.F (Correction Factor).
- 4.The emission levels of other frequencies are very lower than the limit and not show in test report.

EUT	AP301	Date of Test	2020-11-26
Factor	BBHA 9120D	Temp. / Humidity	26.4°C/44.5%
Polarity	Vertical	Site / Test Engineer	AC1 /Jay Chiu
Test Mode	Transmit by 802.11a at Channel 5180MHz	Test Voltage	120V/60Hz

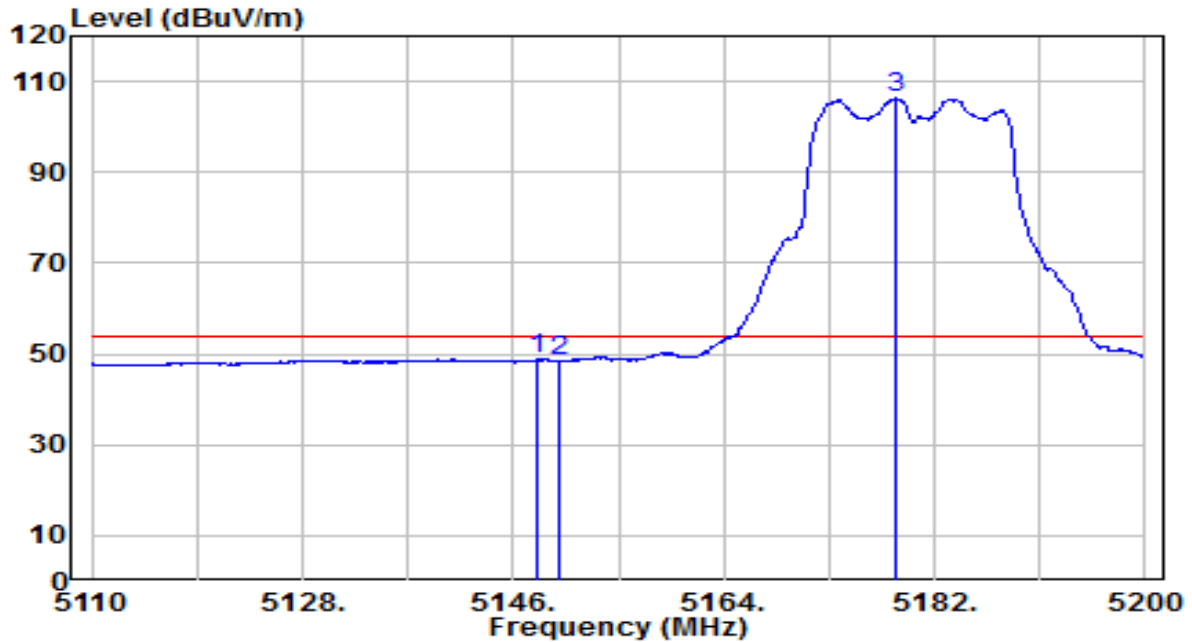


No	Frequency (MHz)	Reading (dBuV)	C.F (dB)	Measurement (dBuV/m)	Margin (dB)	Limit (dBuV/m)	Remark (QP/PK/AV)
1	5133.580	40.97	19.89	60.86	-13.14	74.00	Peak
2	5150.000	39.51	19.91	59.41	-14.59	74.00	Peak
3	* 5178.400	94.51	19.94	114.44	N/A	N/A	Peak

Note:

1. " *", means this data is the worst emission level.
2. C.F (Correction Factor) = Antenna Factor (dB)+ Cable Loss (dB)– Preamplifier(dB)+16db attenuation.
3. Measurement(dBuV/m) = Reading(dBuV) + C.F (Correction Factor).
- 4.The emission levels of other frequencies are very lower than the limit and not show in test report.

EUT	AP301	Date of Test	2020-11-26
Factor	BBHA 9120D	Temp. / Humidity	26.4°C/44.5%
Polarity	Vertical	Site / Test Engineer	AC1 /Jay Chiu
Test Mode	Transmit by 802.11a at Channel 5180MHz	Test Voltage	120V/60Hz

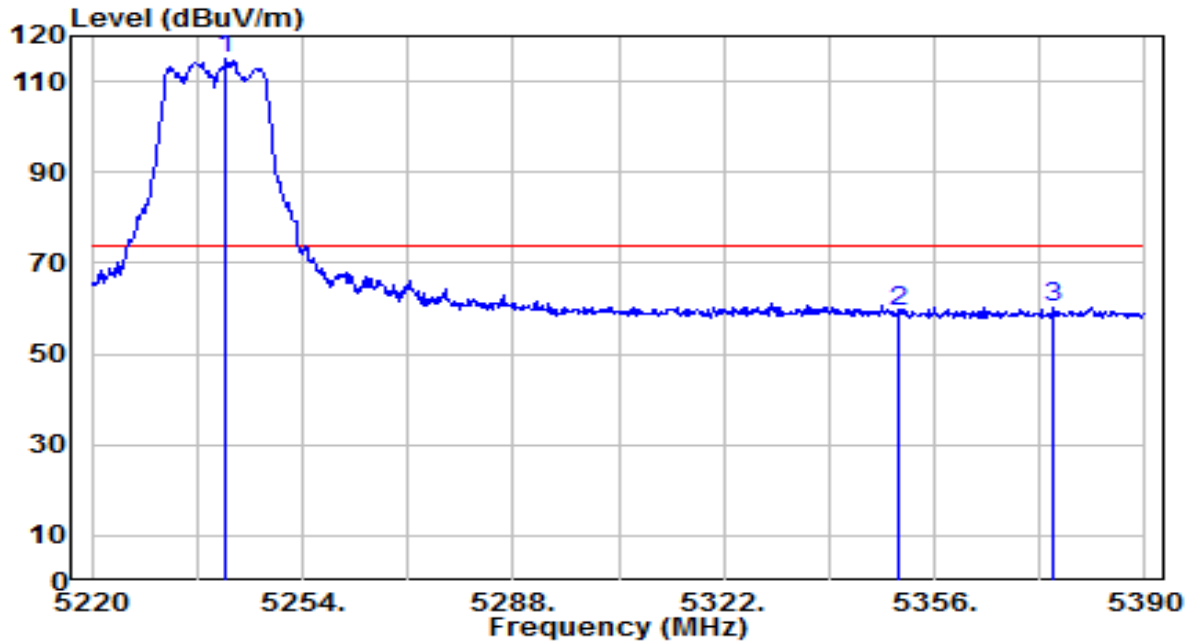


No	Frequency (MHz)	Reading (dBuV)	C.F (dB)	Measurement (dBuV/m)	Margin (dB)	Limit (dBuV/m)	Remark (QP/PK/AV)
1	5147.980	28.92	19.90	48.83	-5.17	54.00	Average
2	5150.000	28.56	19.91	48.47	-5.53	54.00	Average
3	* 5178.670	86.27	19.94	106.21	N/A	N/A	Average

Note:

1. " *", means this data is the worst emission level.
2. C.F (Correction Factor) = Antenna Factor (dB)+ Cable Loss (dB)– Preamplifier(dB)+16db attenuation.
3. Measurement(dBuV/m) = Reading(dBuV) + C.F (Correction Factor).
- 4.The emission levels of other frequencies are very lower than the limit and not show in test report.

EUT	AP301	Date of Test	2020-11-26
Factor	BBHA 9120D	Temp. / Humidity	26.4°C/44.5%
Polarity	Horizontal	Site / Test Engineer	AC1 /Jay Chiu
Test Mode	Transmit by 802.11a at Channel 5240MHz	Test Voltage	120V/60Hz

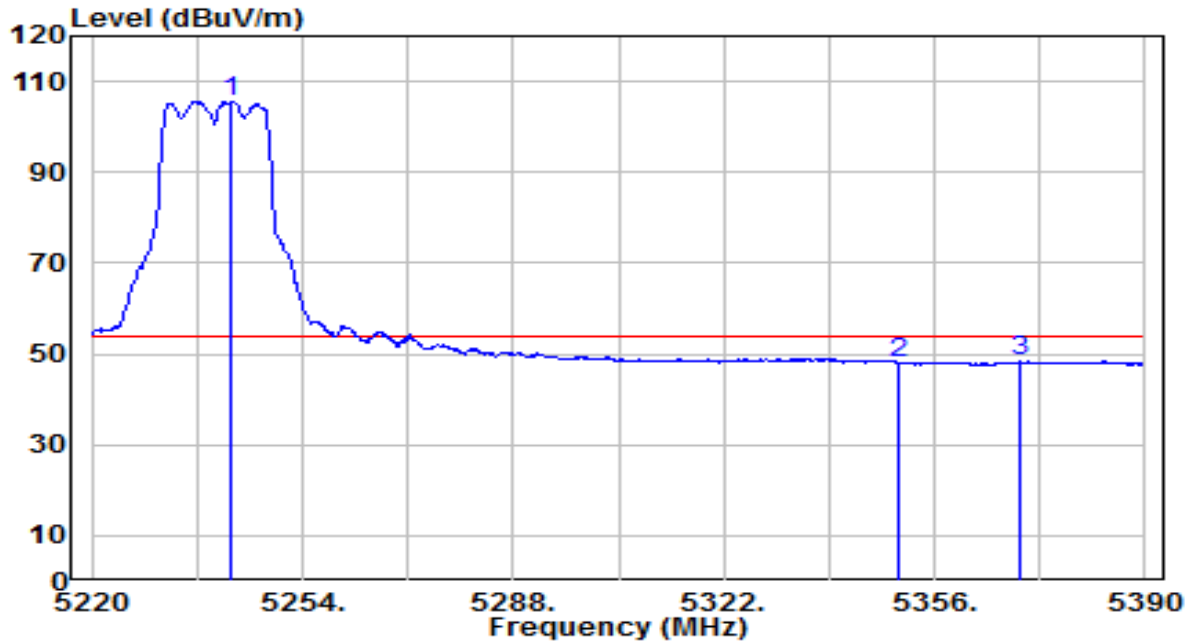


No	Frequency (MHz)	Reading (dBUV)	C.F (dB)	Measurement (dBUV/m)	Margin (dB)	Limit (dBUV/m)	Remark (QP/PK/AV)
1	*	94.82	20.00	114.82	N/A	N/A	Peak
2		38.99	20.11	59.10	-14.90	74.00	Peak
3		40.23	20.14	60.37	-13.63	74.00	Peak

Note:

1. " *", means this data is the worst emission level.
2. C.F (Correction Factor) = Antenna Factor (dB)+ Cable Loss (dB)– Preamplifier(dB)+16db attenuation.
3. Measurement(dBUV/m) = Reading(dBUV) + C.F (Correction Factor).
- 4.The emission levels of other frequencies are very lower than the limit and not show in test report.

EUT	AP301	Date of Test	2020-11-26
Factor	BBHA 9120D	Temp. / Humidity	26.4°C/44.5%
Polarity	Horizontal	Site / Test Engineer	AC1 /Jay Chiu
Test Mode	Transmit by 802.11a at Channel 5240MHz	Test Voltage	120V/60Hz

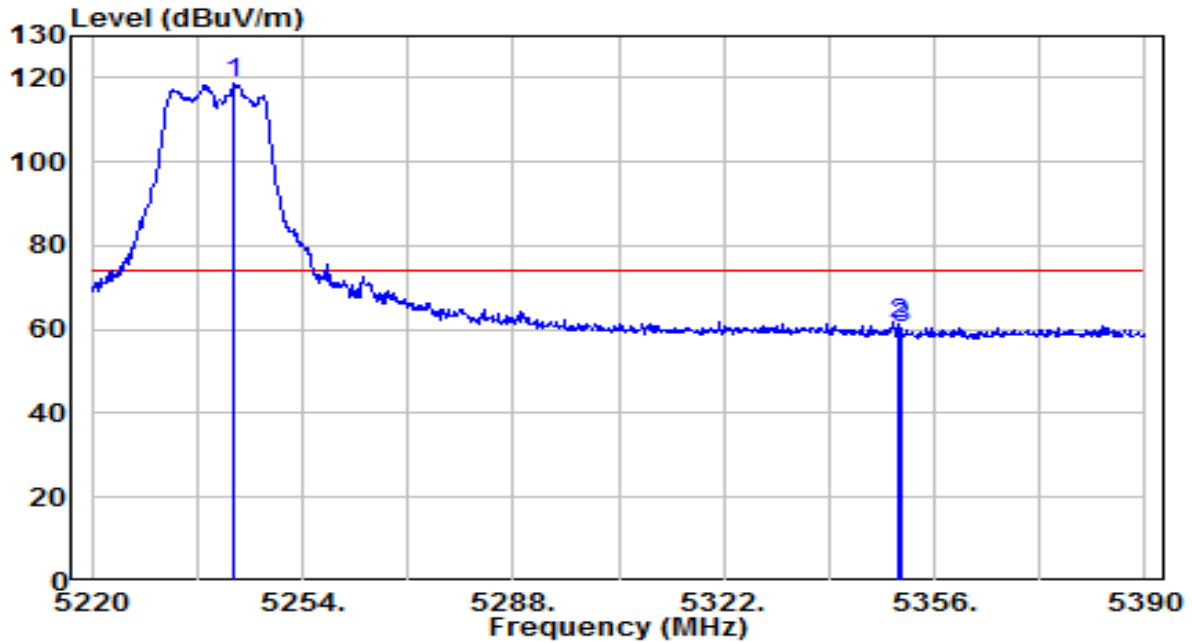


No	Frequency (MHz)	Reading (dBuV)	C.F (dB)	Measurement (dBuV/m)	Margin (dB)	Limit (dBuV/m)	Remark (QP/PK/AV)
1	* 5242.440	85.58	20.00	105.59	N/A	N/A	Average
2	5350.000	28.04	20.11	48.15	-5.85	54.00	Average
3	5369.770	28.18	20.13	48.32	-5.68	54.00	Average

Note:

1. " *", means this data is the worst emission level.
2. C.F (Correction Factor) = Antenna Factor (dB)+ Cable Loss (dB)– Preamplifier(dB)+16db attenuation.
3. Measurement(dBuV/m) = Reading(dBuV) + C.F (Correction Factor).
- 4.The emission levels of other frequencies are very lower than the limit and not show in test report.

EUT	AP301	Date of Test	2020-11-26
Factor	BBHA 9120D	Temp. / Humidity	26.4°C/44.5%
Polarity	Vertical	Site / Test Engineer	AC1 /Jay Chiu
Test Mode	Transmit by 802.11a at Channel 5240MHz	Test Voltage	120V/60Hz

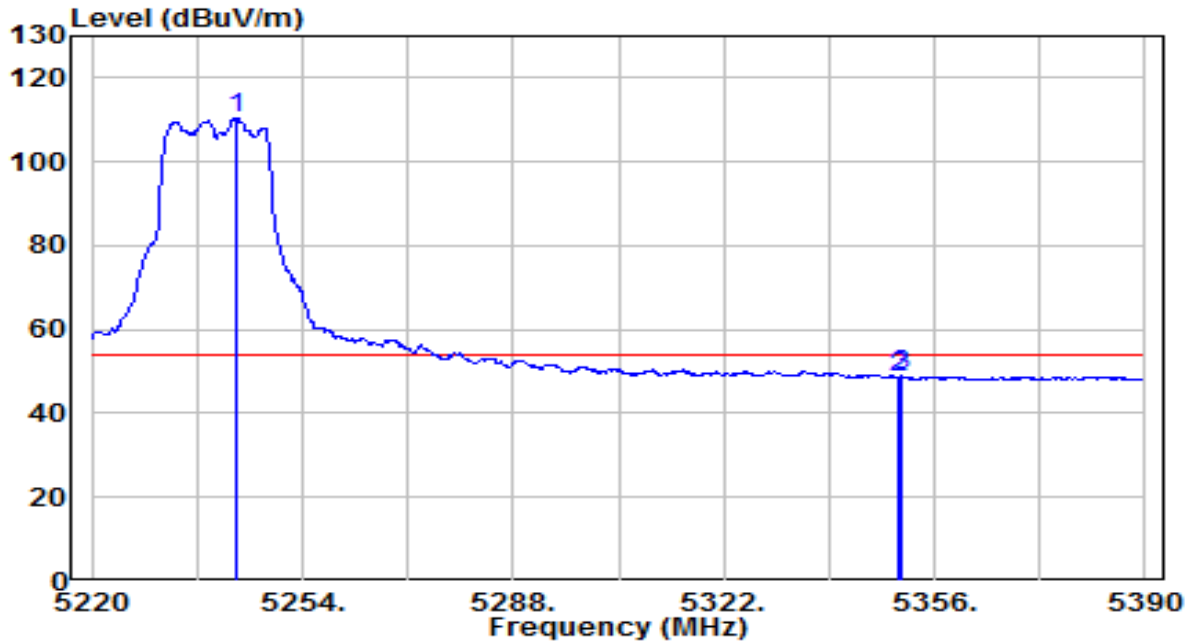


No	Frequency (MHz)	Reading (dBuV)	C.F (dB)	Measurement (dBuV/m)	Margin (dB)	Limit (dBuV/m)	Remark (QP/PK/AV)
1	* 5242.950	98.48	20.00	118.48	N/A	N/A	Peak
2	5350.000	41.23	20.11	61.34	-12.66	74.00	Peak
3	5350.560	40.36	20.11	60.48	-13.52	74.00	Peak

Note:

1. " *", means this data is the worst emission level.
2. C.F (Correction Factor) = Antenna Factor (dB)+ Cable Loss (dB)– Preamplifier(dB)+16db attenuation.
3. Measurement(dBuV/m) = Reading(dBuV) + C.F (Correction Factor).
- 4.The emission levels of other frequencies are very lower than the limit and not show in test report.

EUT	AP301	Date of Test	2020-11-26
Factor	BBHA 9120D	Temp. / Humidity	26.4°C/44.5%
Polarity	Vertical	Site / Test Engineer	AC1 /Jay Chiu
Test Mode	Transmit by 802.11a at Channel 5240MHz	Test Voltage	120V/60Hz

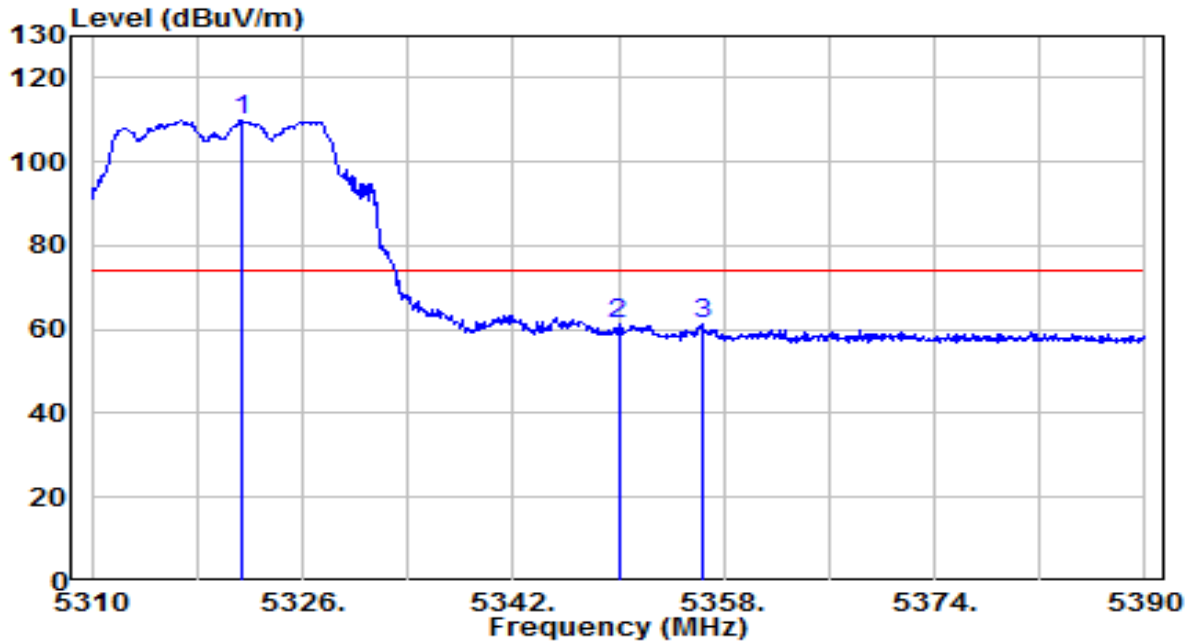


No	Frequency (MHz)	Reading (dBuV)	C.F (dB)	Measurement (dBuV/m)	Margin (dB)	Limit (dBuV/m)	Remark (QP/PK/AV)
1	* 5243.290	90.61	20.00	110.61	N/A	N/A	Average
2	5350.000	28.66	20.11	48.77	-5.23	54.00	Average
3	5350.730	28.81	20.11	48.93	-5.07	54.00	Average

Note:

1. " *", means this data is the worst emission level.
2. C.F (Correction Factor) = Antenna Factor (dB)+ Cable Loss (dB)– Preamplifier(dB)+16db attenuation.
3. Measurement(dBuV/m) = Reading(dBuV) + C.F (Correction Factor).
- 4.The emission levels of other frequencies are very lower than the limit and not show in test report.

EUT	AP301	Date of Test	2020-11-26
Factor	BBHA 9120D	Temp. / Humidity	26.4°C/44.5%
Polarity	Horizontal	Site / Test Engineer	AC1 /Jay Chiu
Test Mode	Transmit by 802.11a at Channel 5320MHz	Test Voltage	120V/60Hz

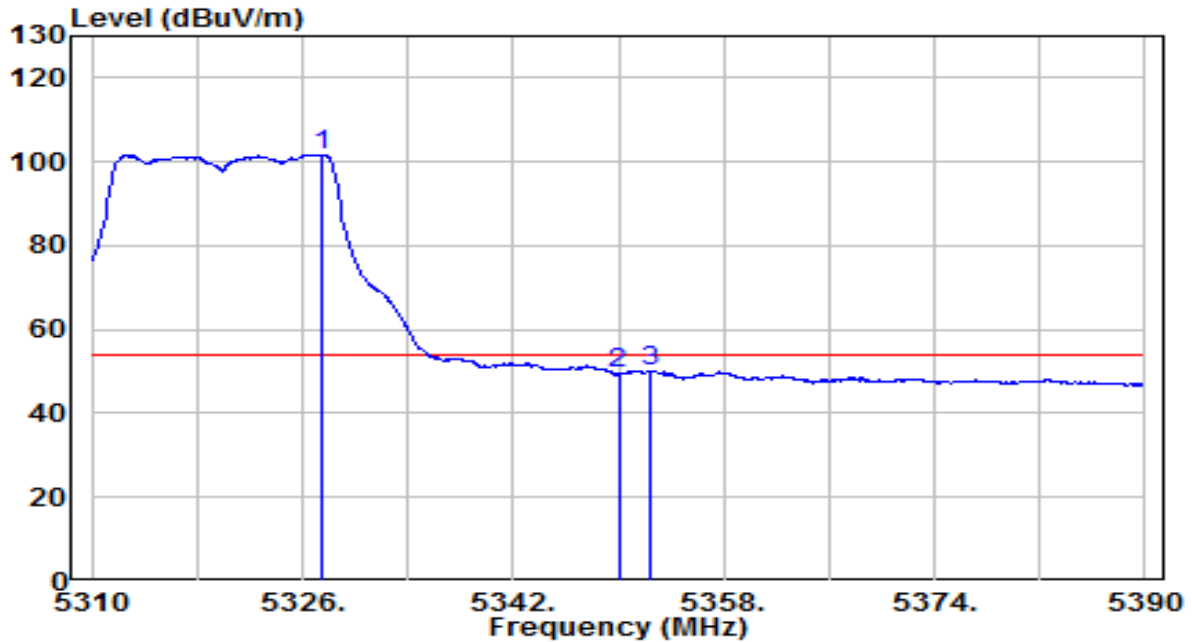


No	Frequency (MHz)	Reading (dBuV)	C.F (dB)	Measurement (dBuV/m)	Margin (dB)	Limit (dBuV/m)	Remark (QP/PK/AV)
1	* 5321.360	89.68	20.08	109.76	N/A	N/A	Peak
2	5350.000	41.09	20.11	61.20	-12.80	74.00	Peak
3	5356.320	41.09	20.12	61.21	-12.79	74.00	Peak

Note:

1. " *", means this data is the worst emission level.
2. C.F (Correction Factor) = Antenna Factor (dB)+ Cable Loss (dB)– Preamplifier(dB)+16db attenuation.
3. Measurement(dBuV/m) = Reading(dBuV) + C.F (Correction Factor).
- 4.The emission levels of other frequencies are very lower than the limit and not show in test report.

EUT	AP301	Date of Test	2020-11-26
Factor	BBHA 9120D	Temp. / Humidity	26.4°C/44.5%
Polarity	Horizontal	Site / Test Engineer	AC1 /Jay Chiu
Test Mode	Transmit by 802.11a at Channel 5320MHz	Test Voltage	120V/60Hz

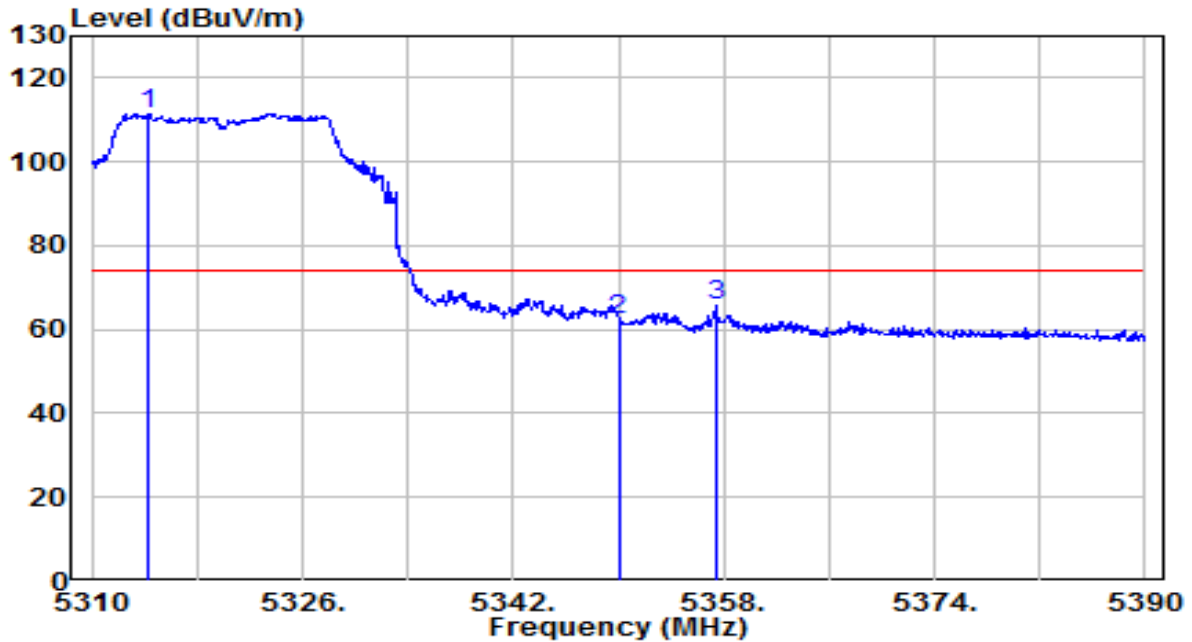


No	Frequency (MHz)	Reading (dBuV)	C.F (dB)	Measurement (dBuV/m)	Margin (dB)	Limit (dBuV/m)	Remark (QP/PK/AV)
1	* 5327.440	81.68	20.09	101.77	N/A	N/A	Average
2	5350.000	29.65	20.11	49.76	-4.24	54.00	Average
3	5352.400	30.13	20.12	50.25	-3.75	54.00	Average

Note:

1. " *", means this data is the worst emission level.
2. C.F (Correction Factor) = Antenna Factor (dB)+ Cable Loss (dB)– Preamplifier(dB)+16db attenuation.
3. Measurement(dBuV/m) = Reading(dBuV) + C.F (Correction Factor).
- 4.The emission levels of other frequencies are very lower than the limit and not show in test report.

EUT	AP301	Date of Test	2020-11-26
Factor	BBHA 9120D	Temp. / Humidity	26.4°C/44.5%
Polarity	Vertical	Site / Test Engineer	AC1 /Jay Chiu
Test Mode	Transmit by 802.11a at Channel 5320MHz	Test Voltage	120V/60Hz

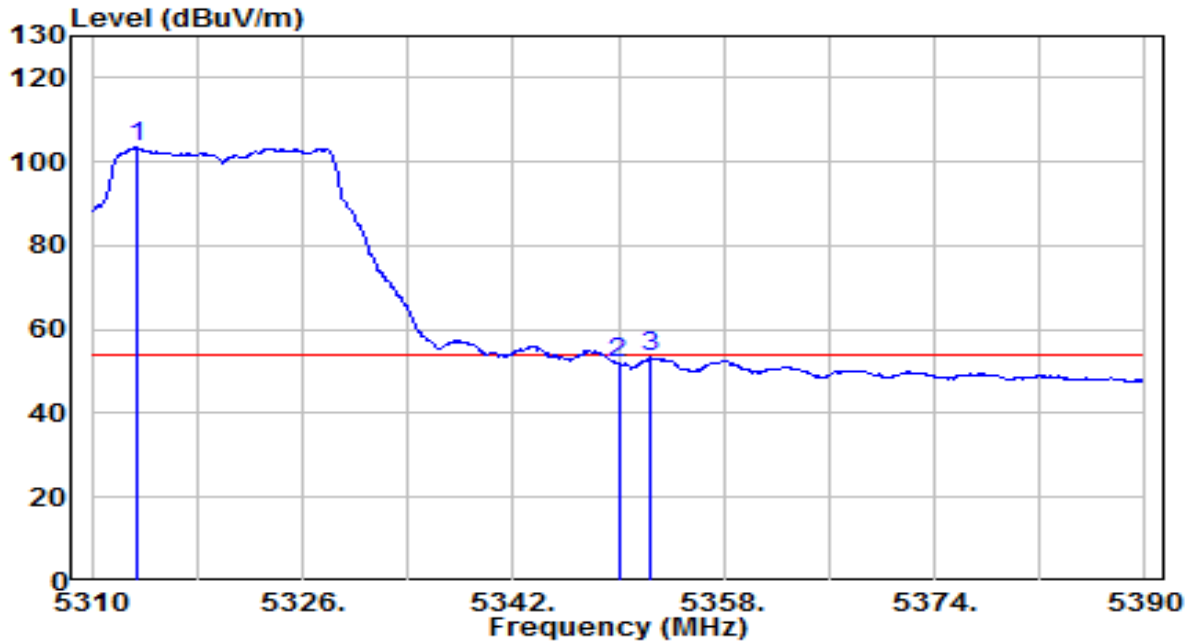


No	Frequency (MHz)	Reading (dBuV)	C.F (dB)	Measurement (dBuV/m)	Margin (dB)	Limit (dBuV/m)	Remark (QP/PK/AV)
1	* 5314.240	91.50	20.08	111.58	N/A	N/A	Peak
2	5350.000	42.10	20.11	62.21	-11.79	74.00	Peak
3	5357.440	45.49	20.12	65.61	-8.39	74.00	Peak

Note:

1. " *", means this data is the worst emission level.
2. C.F (Correction Factor) = Antenna Factor (dB)+ Cable Loss (dB)– Preamplifier(dB)+16db attenuation.
3. Measurement(dBuV/m) = Reading(dBuV) + C.F (Correction Factor).
- 4.The emission levels of other frequencies are very lower than the limit and not show in test report.

EUT	AP301	Date of Test	2020-11-26
Factor	BBHA 9120D	Temp. / Humidity	26.4°C/44.5%
Polarity	Vertical	Site / Test Engineer	AC1 /Jay Chiu
Test Mode	Transmit by 802.11a at Channel 5320MHz	Test Voltage	120V/60Hz

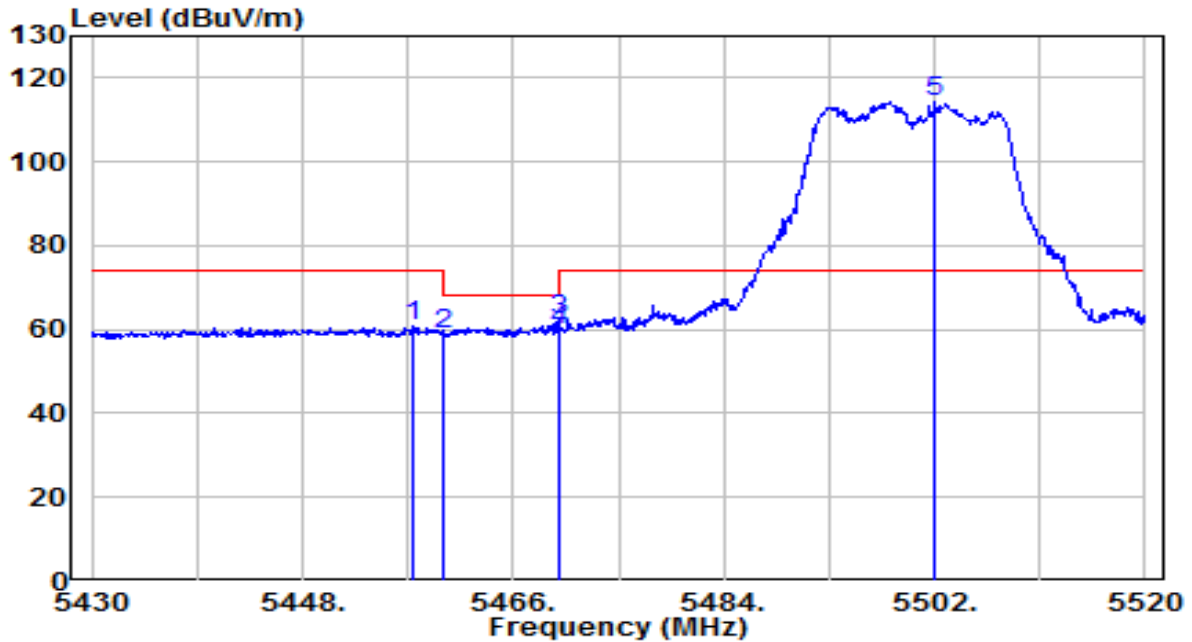


No	Frequency (MHz)	Reading (dBuV)	C.F (dB)	Measurement (dBuV/m)	Margin (dB)	Limit (dBuV/m)	Remark (QP/PK/AV)
1	* 5313.360	83.31	20.08	103.39	N/A	N/A	Average
2	5350.000	32.02	20.11	52.13	-1.87	54.00	Average
3	5352.480	33.17	20.12	53.28	-0.72	54.00	Average

Note:

1. " *", means this data is the worst emission level.
2. C.F (Correction Factor) = Antenna Factor (dB)+ Cable Loss (dB)– Preamplifier(dB)+16db attenuation.
3. Measurement(dBuV/m) = Reading(dBuV) + C.F (Correction Factor).
- 4.The emission levels of other frequencies are very lower than the limit and not show in test report.

EUT	AP301	Date of Test	2020-11-26
Factor	BBHA 9120D	Temp. / Humidity	26.4°C/44.5%
Polarity	Horizontal	Site / Test Engineer	AC1 /Jay Chiu
Test Mode	Transmit by 802.11a at Channel 5500MHz	Test Voltage	120V/60Hz

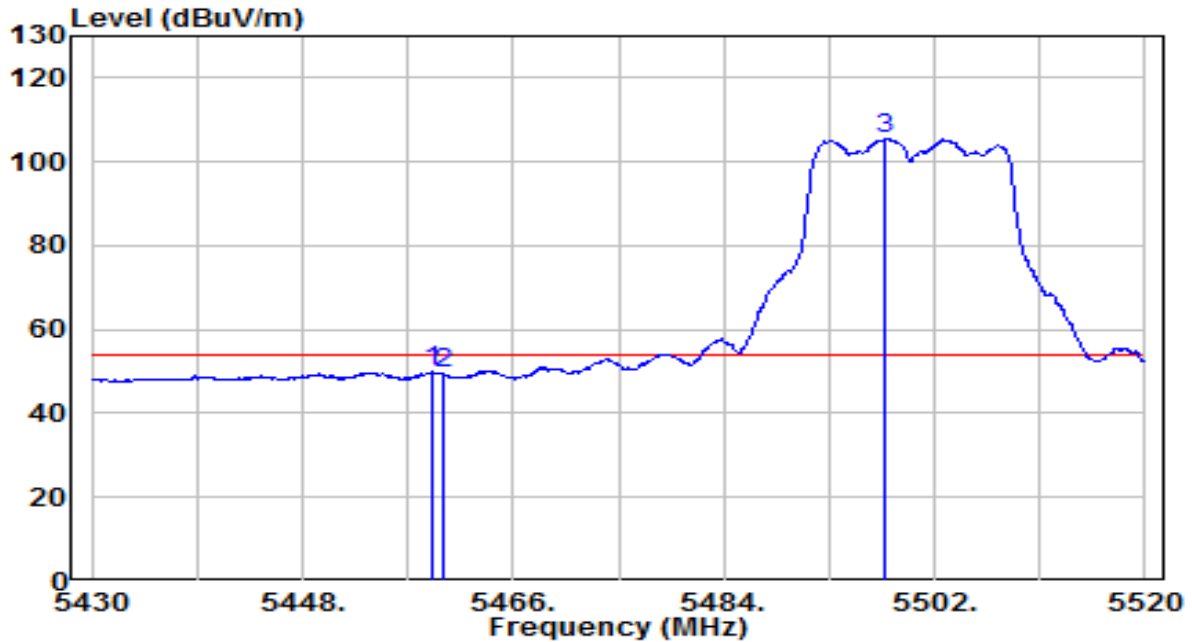


No	Frequency (MHz)	Reading (dBuV)	C.F (dB)	Measurement (dBuV/m)	Margin (dB)	Limit (dBuV/m)	Remark (QP/PK/AV)
1	5457.360	40.76	20.23	60.99	-13.01	74.00	Peak
2	5460.000	38.66	20.23	58.89	-9.31	68.20	Peak
3	5469.870	41.94	20.24	62.18	-6.02	68.20	Peak
4	5470.000	39.58	20.24	59.82	-8.38	68.20	Peak
5	* 5502.090	94.05	20.28	114.33	N/A	N/A	Peak

Note:

1. " *", means this data is the worst emission level.
2. C.F (Correction Factor) = Antenna Factor (dB)+ Cable Loss (dB)– Preamplifier(dB)+16db attenuation.
3. Measurement(dBuV/m) = Reading(dBuV) + C.F (Correction Factor).
- 4.The emission levels of other frequencies are very lower than the limit and not show in test report.

EUT	AP301	Date of Test	2020-11-26
Factor	BBHA 9120D	Temp. / Humidity	26.4°C/44.5%
Polarity	Horizontal	Site / Test Engineer	AC1 /Jay Chiu
Test Mode	Transmit by 802.11a at Channel 5500MHz	Test Voltage	120V/60Hz

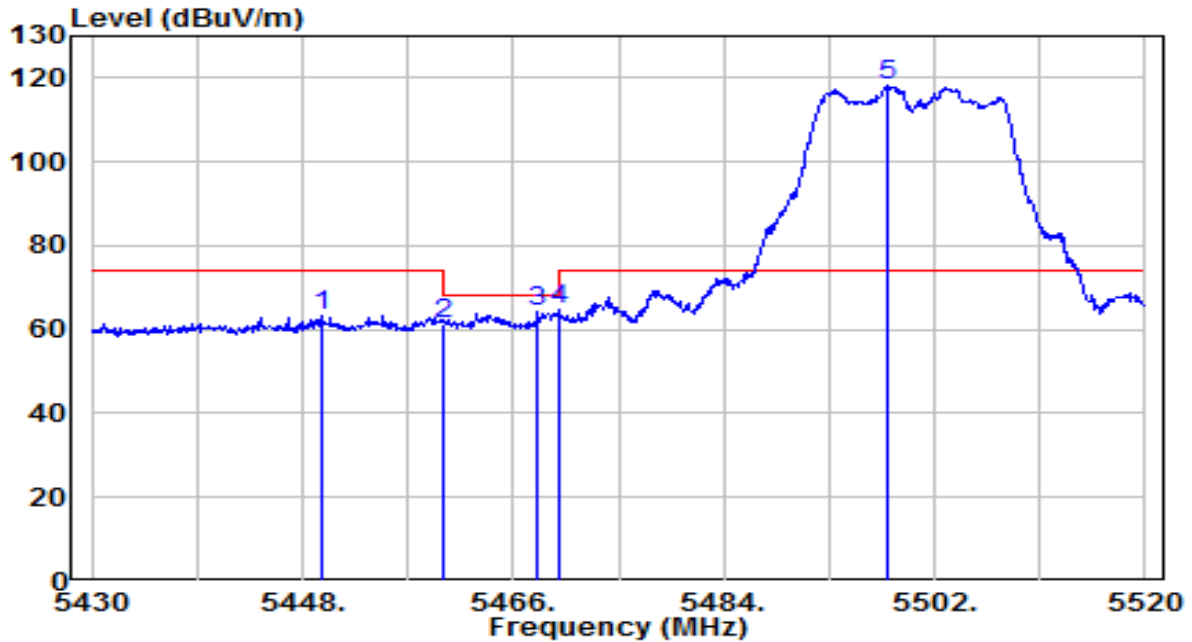


No	Frequency (MHz)	Reading (dBuV)	C.F (dB)	Measurement (dBuV/m)	Margin (dB)	Limit (dBuV/m)	Remark (QP/PK/AV)
1	5459.070	29.64	20.23	49.87	-4.13	54.00	Average
2	5460.000	29.09	20.23	49.32	-4.68	54.00	Average
3	* 5497.860	85.31	20.27	105.58	N/A	N/A	Average

Note:

1. " *", means this data is the worst emission level.
2. C.F (Correction Factor) = Antenna Factor (dB)+ Cable Loss (dB)– Preamplifier(dB)+16db attenuation.
3. Measurement(dBuV/m) = Reading(dBuV) + C.F (Correction Factor).
- 4.The emission levels of other frequencies are very lower than the limit and not show in test report.

EUT	AP301	Date of Test	2020-11-26
Factor	BBHA 9120D	Temp. / Humidity	26.4°C/44.5%
Polarity	Vertical	Site / Test Engineer	AC1 /Jay Chiu
Test Mode	Transmit by 802.11a at Channel 5500MHz	Test Voltage	120V/60Hz

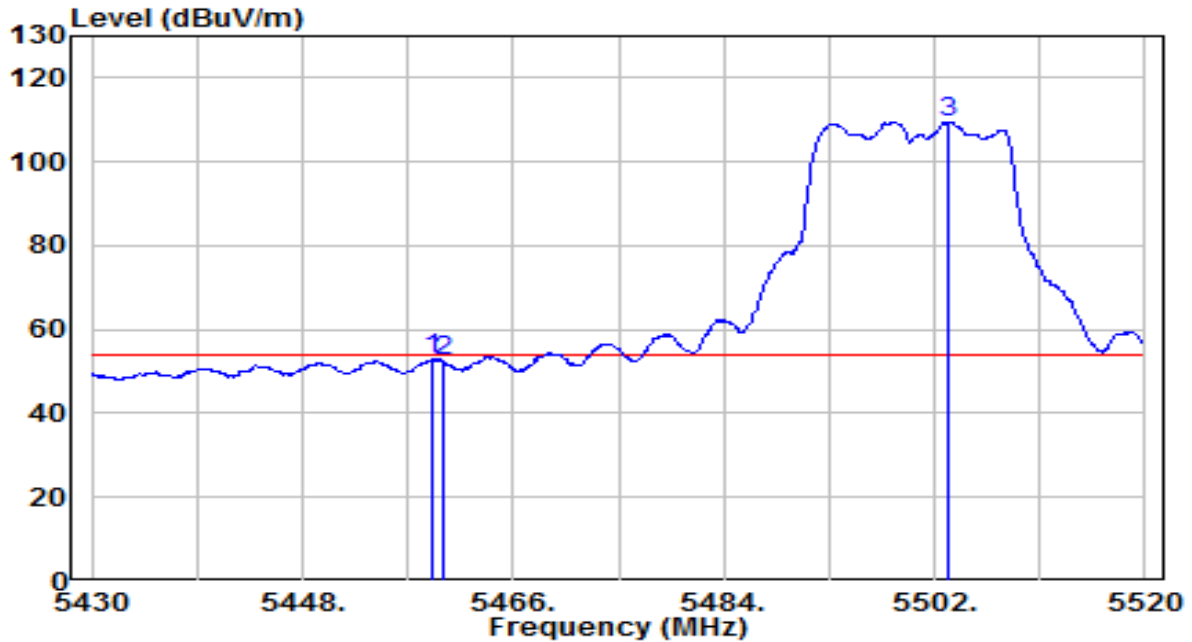


No	Frequency (MHz)	Reading (dBuV)	C.F (dB)	Measurement (dBuV/m)	Margin (dB)	Limit (dBuV/m)	Remark (QP/PK/AV)
1	5449.710	42.99	20.22	63.21	-10.79	74.00	Peak
2	5460.000	41.05	20.23	61.28	-6.92	68.20	Peak
3	5468.160	43.79	20.24	64.03	-4.17	68.20	Peak
4	5470.000	44.36	20.24	64.60	-3.60	68.20	Peak
5	* 5498.040	97.78	20.27	118.05	N/A	N/A	Peak

Note:

1. " *", means this data is the worst emission level.
2. C.F (Correction Factor) = Antenna Factor (dB)+ Cable Loss (dB)– Preamplifier(dB)+16db attenuation.
3. Measurement(dBuV/m) = Reading(dBuV) + C.F (Correction Factor).
- 4.The emission levels of other frequencies are very lower than the limit and not show in test report.

EUT	AP301	Date of Test	2020-11-26
Factor	BBHA 9120D	Temp. / Humidity	26.4°C/44.5%
Polarity	Vertical	Site / Test Engineer	AC1 /Jay Chiu
Test Mode	Transmit by 802.11a at Channel 5500MHz	Test Voltage	120V/60Hz

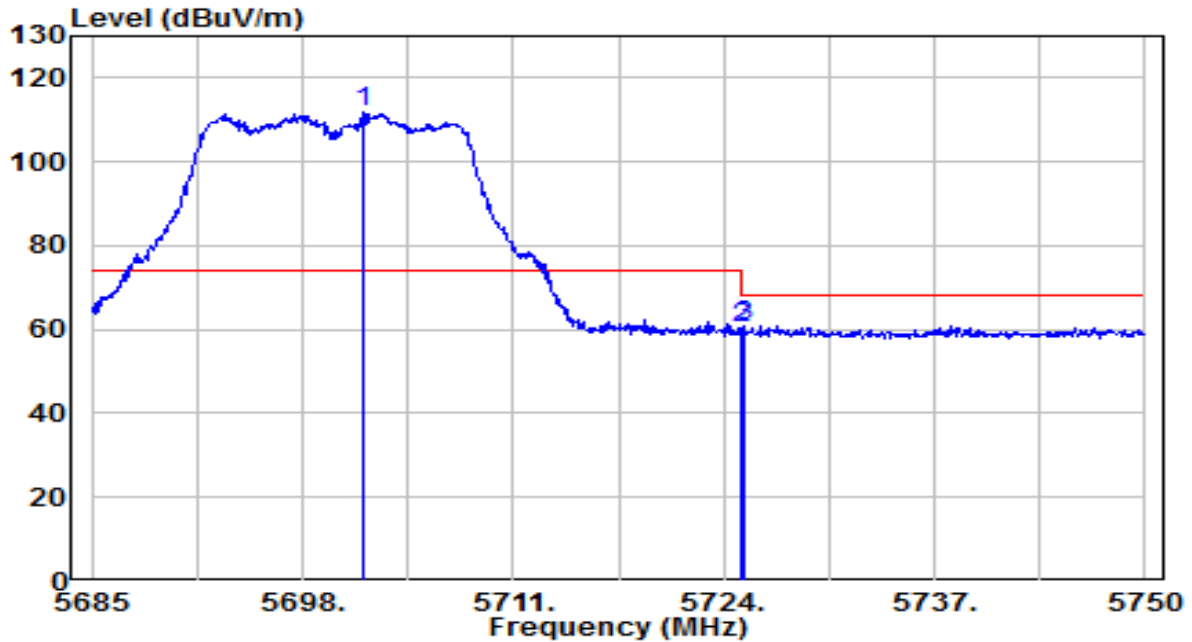


No	Frequency (MHz)	Reading (dBuV)	C.F (dB)	Measurement (dBuV/m)	Margin (dB)	Limit (dBuV/m)	Remark (QP/PK/AV)
1	5459.070	32.72	20.23	52.95	-1.05	54.00	Average
2	5460.000	32.30	20.23	52.53	-1.47	54.00	Average
3	* 5503.260	89.33	20.28	109.61	N/A	N/A	Average

Note:

1. " *", means this data is the worst emission level.
2. C.F (Correction Factor) = Antenna Factor (dB)+ Cable Loss (dB)– Preamplifier(dB)+16db attenuation.
3. Measurement(dBuV/m) = Reading(dBuV) + C.F (Correction Factor).
- 4.The emission levels of other frequencies are very lower than the limit and not show in test report.

EUT	AP301	Date of Test	2020-11-26
Factor	BBHA 9120D	Temp. / Humidity	26.4°C/44.5%
Polarity	Horizontal	Site / Test Engineer	AC1 /Jay Chiu
Test Mode	Transmit by 802.11a at Channel 5700MHz	Test Voltage	120V/60Hz

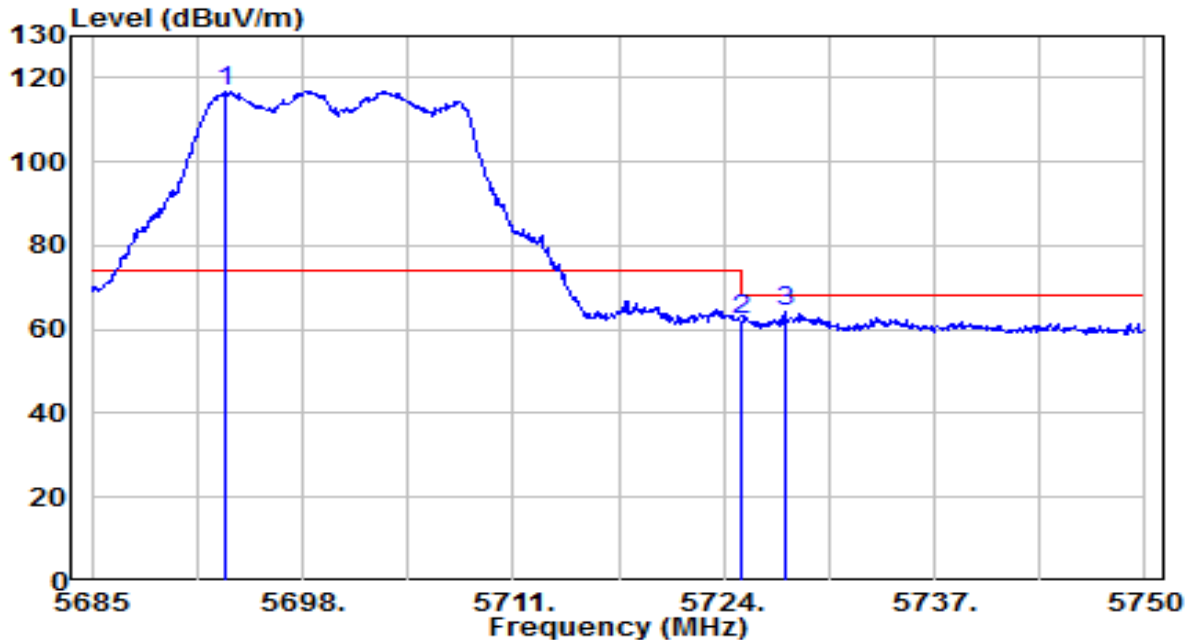


No	Frequency (MHz)	Reading (dBuV)	C.F (dB)	Measurement (dBuV/m)	Margin (dB)	Limit (dBuV/m)	Remark (QP/PK/AV)
1	* 5701.770	90.82	20.92	111.74	N/A	N/A	Peak
2	5725.000	39.11	21.00	60.11	-8.09	68.20	Peak
3	5725.170	39.92	21.00	60.92	-7.28	68.20	Peak

Note:

1. " *", means this data is the worst emission level.
2. C.F (Correction Factor) = Antenna Factor (dB)+ Cable Loss (dB)– Preamplifier(dB)+16db attenuation.
3. Measurement(dBuV/m) = Reading(dBuV) + C.F (Correction Factor).
- 4.The emission levels of other frequencies are very lower than the limit and not show in test report.

EUT	AP301	Date of Test	2020-11-26
Factor	BBHA 9120D	Temp. / Humidity	26.4°C/44.5%
Polarity	Vertical	Site / Test Engineer	AC1 /Jay Chiu
Test Mode	Transmit by 802.11a at Channel 5700MHz	Test Voltage	120V/60Hz

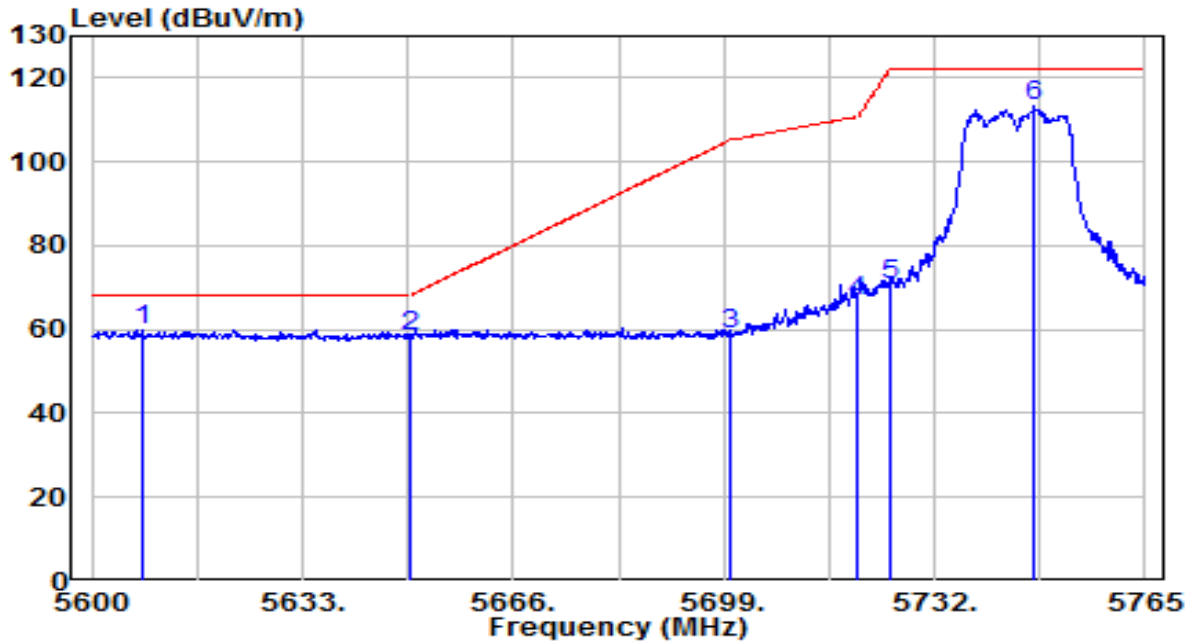


No	Frequency (MHz)	Reading (dBuV)	C.F (dB)	Measurement (dBuV/m)	Margin (dB)	Limit (dBuV/m)	Remark (QP/PK/AV)
1	* 5693.320	96.04	20.90	116.94	N/A	N/A	Average
2	5725.000	41.38	21.00	62.38	-5.82	68.20	Average
3	5727.770	43.10	21.01	64.11	-4.09	68.20	Average

Note:

1. " *", means this data is the worst emission level.
2. C.F (Correction Factor) = Antenna Factor (dB)+ Cable Loss (dB)– Preamplifier(dB)+16db attenuation.
3. Measurement(dBuV/m) = Reading(dBuV) + C.F (Correction Factor).
- 4.The emission levels of other frequencies are very lower than the limit and not show in test report.

EUT	AP301	Date of Test	2020-11-26
Factor	BBHA 9120D	Temp. / Humidity	26.4°C/44.5%
Polarity	Horizontal	Site / Test Engineer	AC1 /Jay Chiu
Test Mode	Transmit by 802.11a at Channel 5745MHz	Test Voltage	120V/60Hz

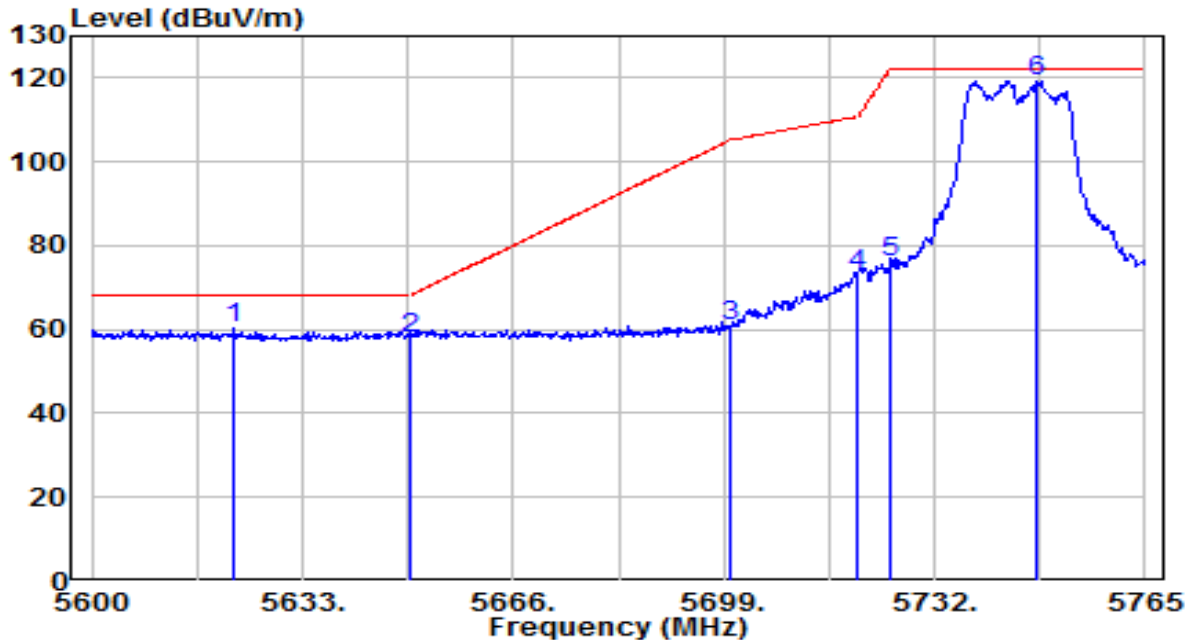


No	Frequency (MHz)	Reading (dBuV)	C.F (dB)	Measurement (dBuV/m)	Margin (dB)	Limit (dBuV/m)	Remark (QP/PK/AV)
1	* 5607.755	39.17	20.62	59.79	-8.41	68.20	Peak
2	5650.000	37.53	20.76	58.29	-9.91	68.20	Peak
3	5700.000	38.08	20.92	59.00	-46.20	105.20	Peak
4	5720.000	45.76	20.98	66.74	-44.06	110.80	Peak
5	5725.000	49.68	21.00	70.68	-51.52	122.20	Peak
6	5747.675	92.19	21.07	113.26	N/A	N/A	Peak

Note:

- "*" means this data is the worst emission level.
- C.F (Correction Factor) = Antenna Factor (dB)+ Cable Loss (dB)– Preamplifier(dB)+16db attenuation.
- Measurement(dBuV/m) = Reading(dBuV) + C.F (Correction Factor).
- The emission levels of other frequencies are very lower than the limit and not show in test report.

EUT	AP301	Date of Test	2020-11-26
Factor	BBHA 9120D	Temp. / Humidity	26.4°C/44.5%
Polarity	Vertical	Site / Test Engineer	AC1 /Jay Chiu
Test Mode	Transmit by 802.11a at Channel 5745MHz	Test Voltage	120V/60Hz

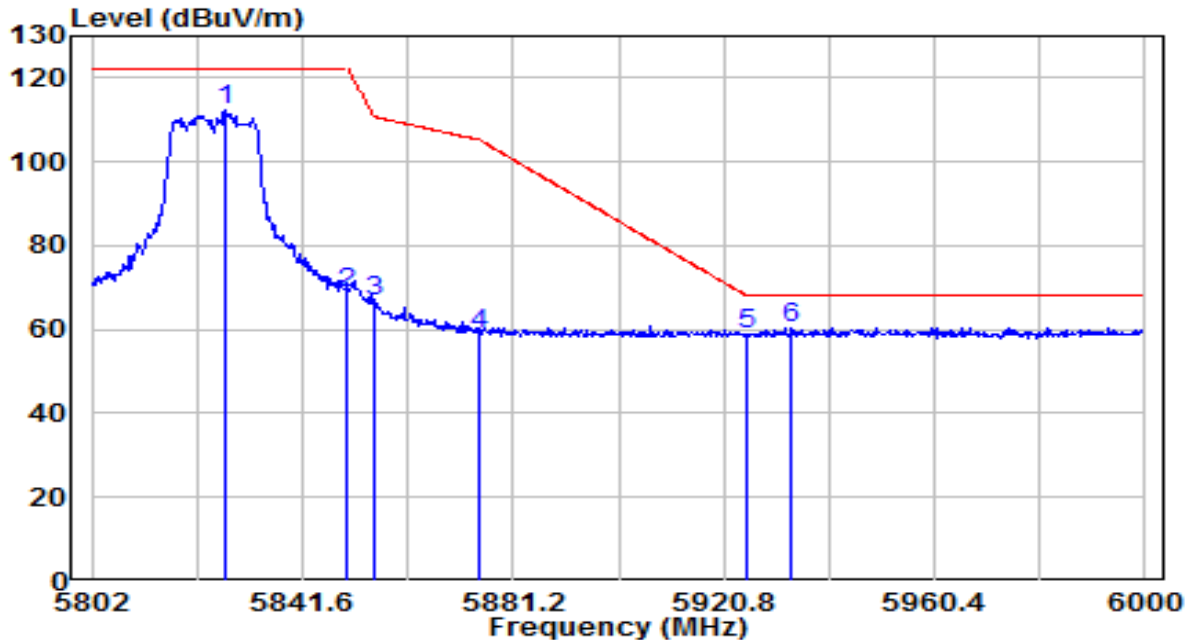


No	Frequency (MHz)	Reading (dBUV)	C.F (dB)	Measurement (dBUV/m)	Margin (dB)	Limit (dBUV/m)	Remark (QP/PK/AV)
1	5622.275	39.54	20.67	60.21	-7.99	68.20	Peak
2	5650.000	37.10	20.76	57.86	-10.34	68.20	Peak
3	5700.000	39.92	20.92	60.84	-44.36	105.20	Peak
4	5720.000	52.07	20.98	73.05	-37.75	110.80	Peak
5	5725.000	54.88	21.00	75.88	-46.32	122.20	Peak
6	* 5748.005	98.32	21.07	119.39	N/A	N/A	Peak

Note:

1. " *", means this data is the worst emission level.
2. C.F (Correction Factor) = Antenna Factor (dB)+ Cable Loss (dB)– Preamplifier(dB)+16db attenuation.
3. Measurement(dBUV/m) = Reading(dBUV) + C.F (Correction Factor).
- 4.The emission levels of other frequencies are very lower than the limit and not show in test report.

EUT	AP301	Date of Test	2020-11-26
Factor	BBHA 9120D	Temp. / Humidity	26.4°C/44.5%
Polarity	Horizontal	Site / Test Engineer	AC1 /Jay Chiu
Test Mode	Transmit by 802.11a at Channel 5825MHz	Test Voltage	120V/60Hz

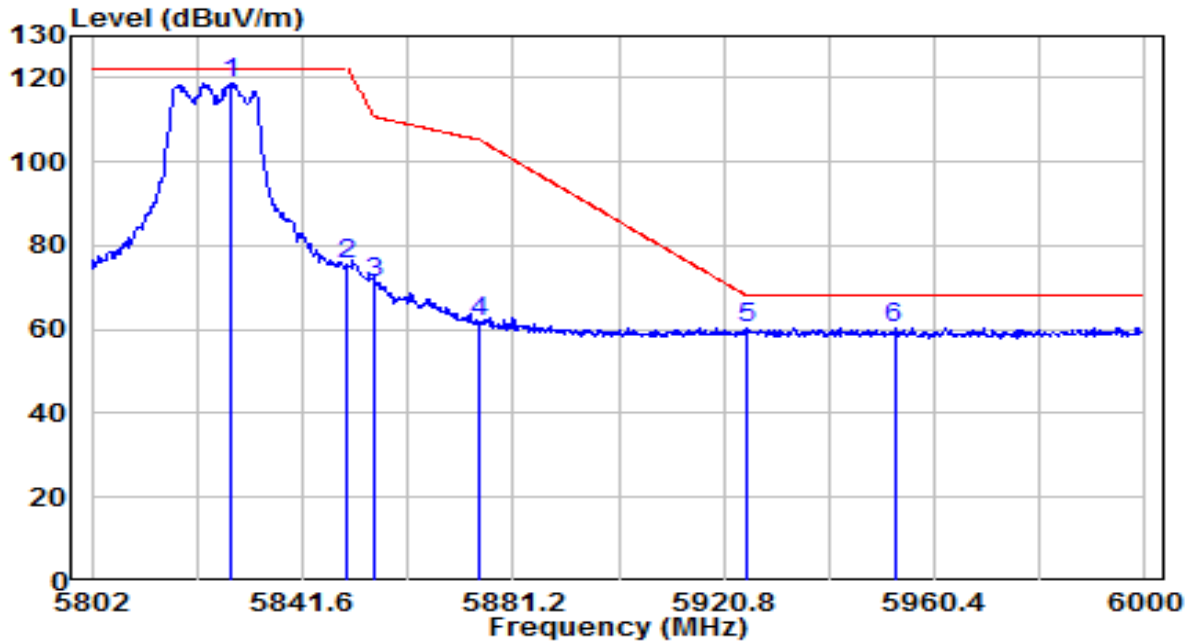


No	Frequency (MHz)	Reading (dBuV)	C.F (dB)	Measurement (dBuV/m)	Margin (dB)	Limit (dBuV/m)	Remark (QP/PK/AV)
1	5826.948	90.81	21.33	112.14	N/A	N/A	Peak
2	5850.000	47.19	21.40	68.60	-53.60	122.20	Peak
3	5855.000	45.50	21.42	66.92	-43.88	110.80	Peak
4	5875.000	37.50	21.49	58.99	-46.21	105.20	Peak
5	5925.000	37.34	21.65	58.99	-9.21	68.20	Peak
6	* 5933.472	38.86	21.67	60.53	-7.67	68.20	Peak

Note:

1. " *", means this data is the worst emission level.
2. C.F (Correction Factor) = Antenna Factor (dB)+ Cable Loss (dB)– Preamplifier(dB)+16db attenuation.
3. Measurement(dBuV/m) = Reading(dBuV) + C.F (Correction Factor).
- 4.The emission levels of other frequencies are very lower than the limit and not show in test report.

EUT	AP301	Date of Test	2020-11-26
Factor	BBHA 9120D	Temp. / Humidity	26.4°C/44.5%
Polarity	Vertical	Site / Test Engineer	AC1 /Jay Chiu
Test Mode	Transmit by 802.11a at Channel 5825MHz	Test Voltage	120V/60Hz

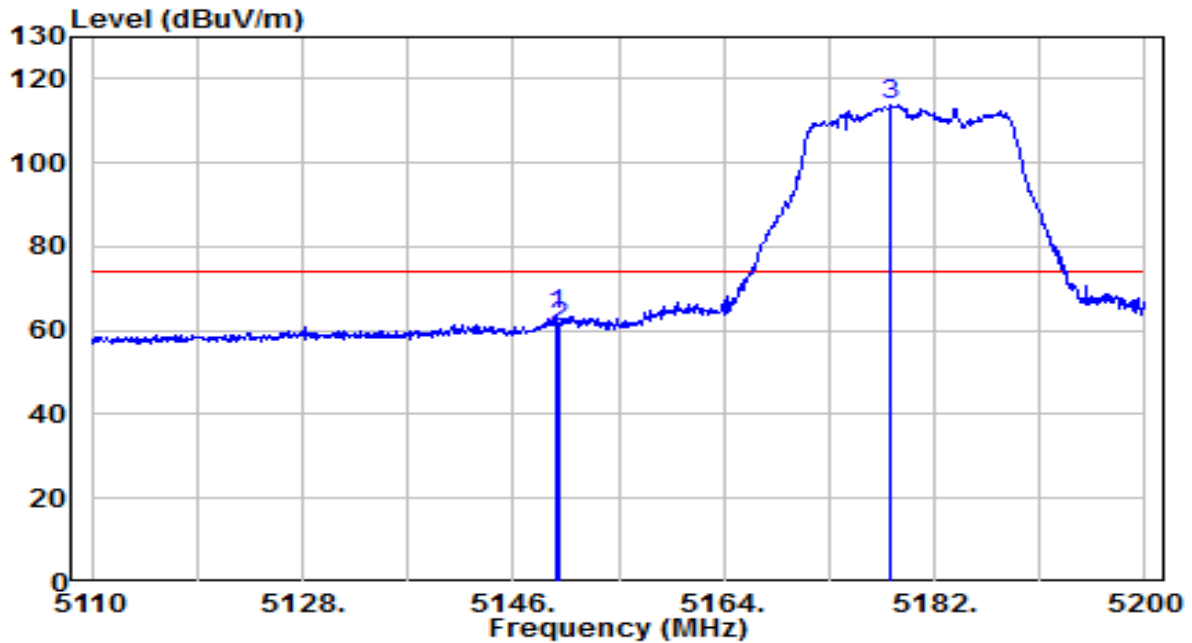


No	Frequency (MHz)	Reading (dBUV)	C.F (dB)	Measurement (dBUV/m)	Margin (dB)	Limit (dBUV/m)	Remark (QP/PK/AV)
1	* 5827.938	97.30	21.33	118.64	N/A	N/A	Peak
2	5850.000	53.94	21.40	75.34	-46.86	122.20	Peak
3	5855.000	49.48	21.42	70.90	-39.90	110.80	Peak
4	5875.000	40.23	21.49	61.71	-43.49	105.20	Peak
5	5925.000	38.56	21.65	60.20	-8.00	68.20	Peak
6	5952.876	38.84	21.74	60.58	-7.62	68.20	Peak

Note:

1. " *", means this data is the worst emission level.
2. C.F (Correction Factor) = Antenna Factor (dB)+ Cable Loss (dB)– Preamplifier(dB)+16db attenuation.
3. Measurement(dBUV/m) = Reading(dBUV) + C.F (Correction Factor).
- 4.The emission levels of other frequencies are very lower than the limit and not show in test report.

EUT	AP301	Date of Test	2020-11-26
Factor	BBHA 9120D	Temp. / Humidity	26.4°C/44.5%
Polarity	Horizontal	Site / Test Engineer	AC1 /Jay Chiu
Test Mode	Transmit by 802.11ac-VHT20 at Channel 5180MHz	Test Voltage	120V/60Hz

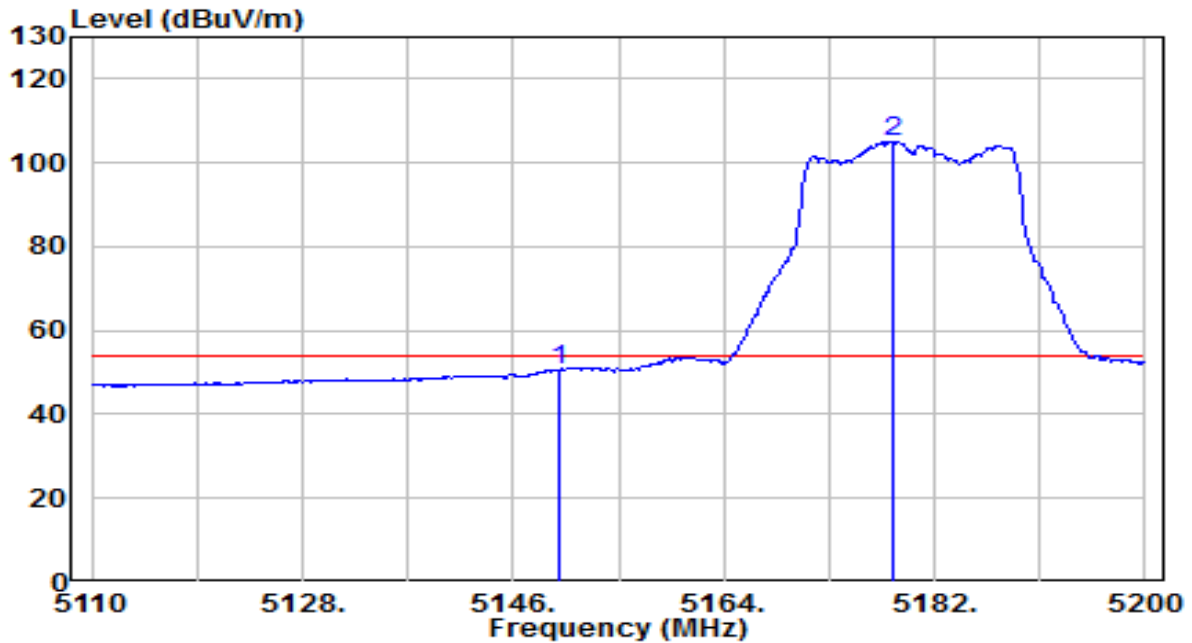


No	Frequency (MHz)	Reading (dBuV)	C.F (dB)	Measurement (dBuV/m)	Margin (dB)	Limit (dBuV/m)	Remark (QP/PK/AV)
1	5149.600	43.86	19.91	63.77	-10.23	74.00	Peak
2	5150.000	41.15	19.91	61.05	-12.95	74.00	Peak
3	* 5178.310	94.12	19.94	114.05	N/A	N/A	Peak

Note:

1. " *", means this data is the worst emission level.
2. C.F (Correction Factor) = Antenna Factor (dB)+ Cable Loss (dB)– Preamplifier(dB)+16db attenuation.
3. Measurement(dBuV/m) = Reading(dBuV) + C.F (Correction Factor).
- 4.The emission levels of other frequencies are very lower than the limit and not show in test report.

EUT	AP301	Date of Test	2020-11-26
Factor	BBHA 9120D	Temp. / Humidity	26.4°C/44.5%
Polarity	Horizontal	Site / Test Engineer	AC1 /Jay Chiu
Test Mode	Transmit by 802.11ac-VHT20 at Channel 5180MHz	Test Voltage	120V/60Hz

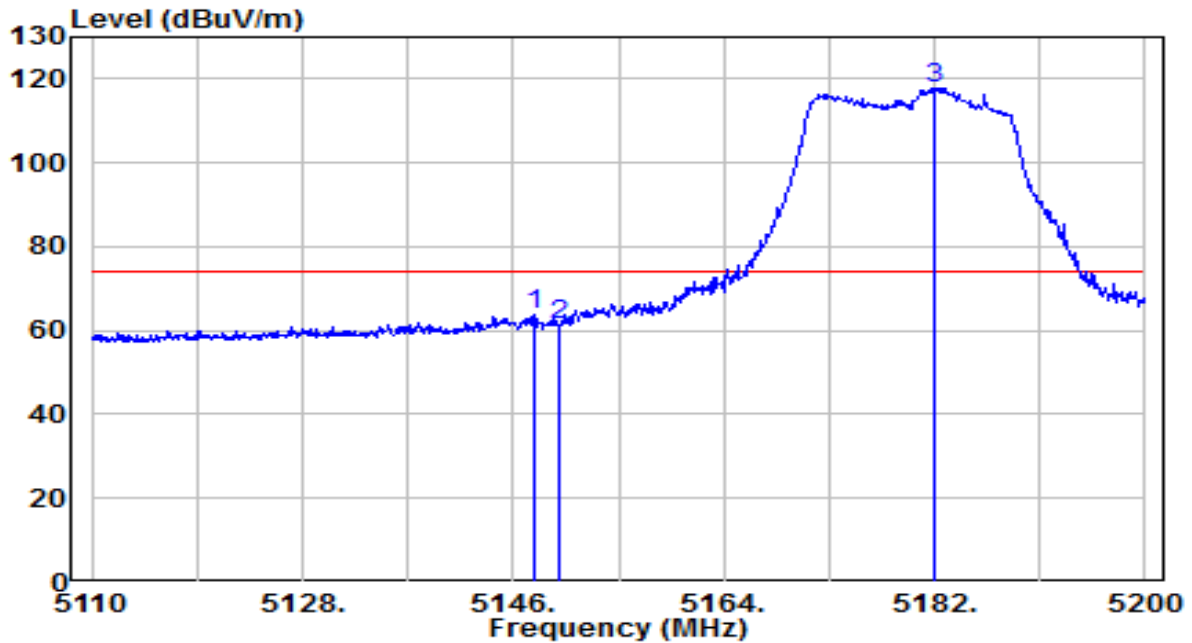


No	Frequency (MHz)	Reading (dBuV)	C.F (dB)	Measurement (dBuV/m)	Margin (dB)	Limit (dBuV/m)	Remark (QP/PK/AV)
1	5150.000	30.79	19.91	50.70	-3.30	54.00	Average
2	* 5178.490	85.18	19.94	105.11	N/A	N/A	Average

Note:

1. " *", means this data is the worst emission level.
2. C.F (Correction Factor) = Antenna Factor (dB)+ Cable Loss (dB)– Preamplifier(dB)+16db attenuation.
3. Measurement(dBuV/m) = Reading(dBuV) + C.F (Correction Factor).
- 4.The emission levels of other frequencies are very lower than the limit and not show in test report.

EUT	AP301	Date of Test	2020-11-26
Factor	BBHA 9120D	Temp. / Humidity	26.4°C/44.5%
Polarity	Vertical	Site / Test Engineer	AC1 /Jay Chiu
Test Mode	Transmit by 802.11ac-VHT20 at Channel 5180MHz	Test Voltage	120V/60Hz

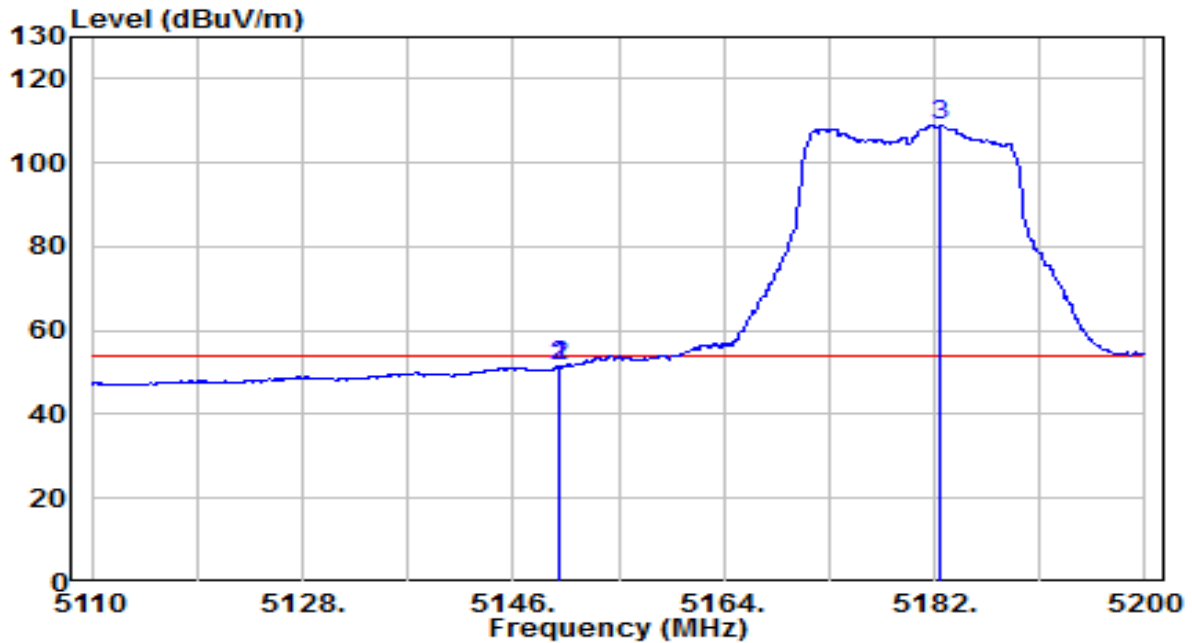


No	Frequency (MHz)	Reading (dBuV)	C.F (dB)	Measurement (dBuV/m)	Margin (dB)	Limit (dBuV/m)	Remark (QP/PK/AV)
1	5147.710	43.92	19.90	63.82	-10.18	74.00	Peak
2	5150.000	41.64	19.91	61.55	-12.45	74.00	Peak
3	* 5182.000	97.81	19.94	117.75	N/A	N/A	Peak

Note:

1. " *", means this data is the worst emission level.
2. C.F (Correction Factor) = Antenna Factor (dB)+ Cable Loss (dB)– Preamplifier(dB)+16db attenuation.
3. Measurement(dBuV/m) = Reading(dBuV) + C.F (Correction Factor).
- 4.The emission levels of other frequencies are very lower than the limit and not show in test report.

EUT	AP301	Date of Test	2020-11-26
Factor	BBHA 9120D	Temp. / Humidity	26.4°C/44.5%
Polarity	Vertical	Site / Test Engineer	AC1 /Jay Chiu
Test Mode	Transmit by 802.11ac-VHT20 at Channel 5180MHz	Test Voltage	120V/60Hz

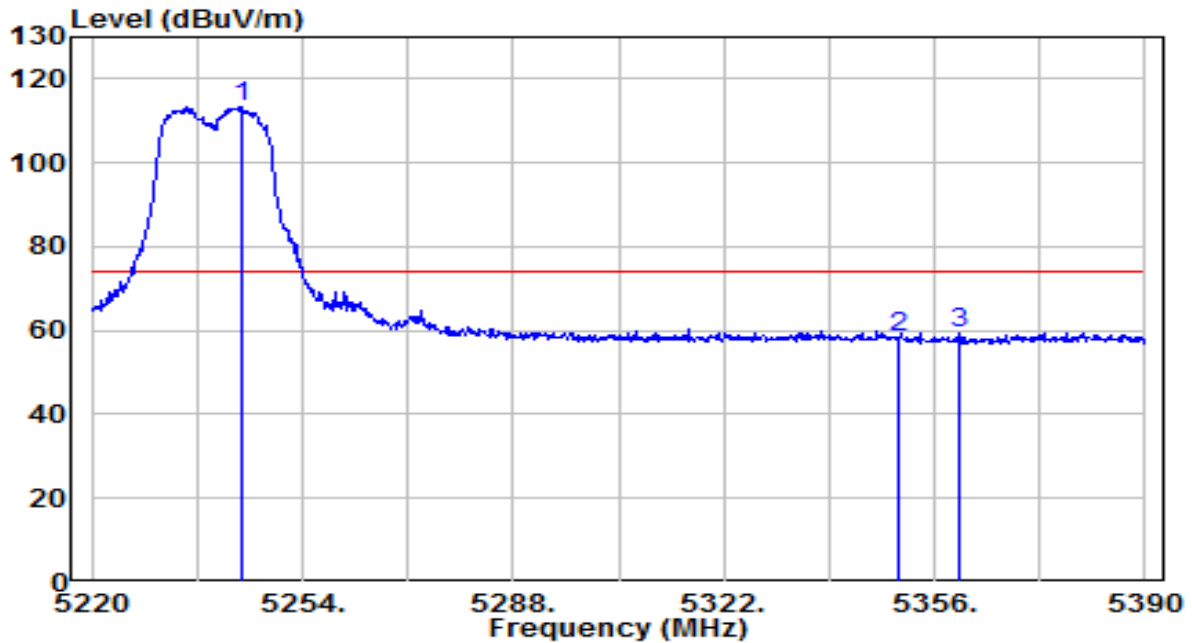


No	Frequency (MHz)	Reading (dBuV)	C.F (dB)	Measurement (dBuV/m)	Margin (dB)	Limit (dBuV/m)	Remark (QP/PK/AV)
1	5149.960	31.50	19.91	51.40	-2.60	54.00	Average
2	5150.000	31.50	19.91	51.40	-2.60	54.00	Average
3	* 5182.540	89.06	19.94	109.00	N/A	N/A	Average

Note:

1. " *", means this data is the worst emission level.
2. C.F (Correction Factor) = Antenna Factor (dB)+ Cable Loss (dB)– Preamplifier(dB)+16db attenuation.
3. Measurement(dBuV/m) = Reading(dBuV) + C.F (Correction Factor).
- 4.The emission levels of other frequencies are very lower than the limit and not show in test report.

EUT	AP301	Date of Test	2020-11-26
Factor	BBHA 9120D	Temp. / Humidity	26.4°C/44.5%
Polarity	Horizontal	Site / Test Engineer	AC1 /Jay Chiu
Test Mode	Transmit by 802.11ac-VHT20 at Channel 5240MHz	Test Voltage	120V/60Hz

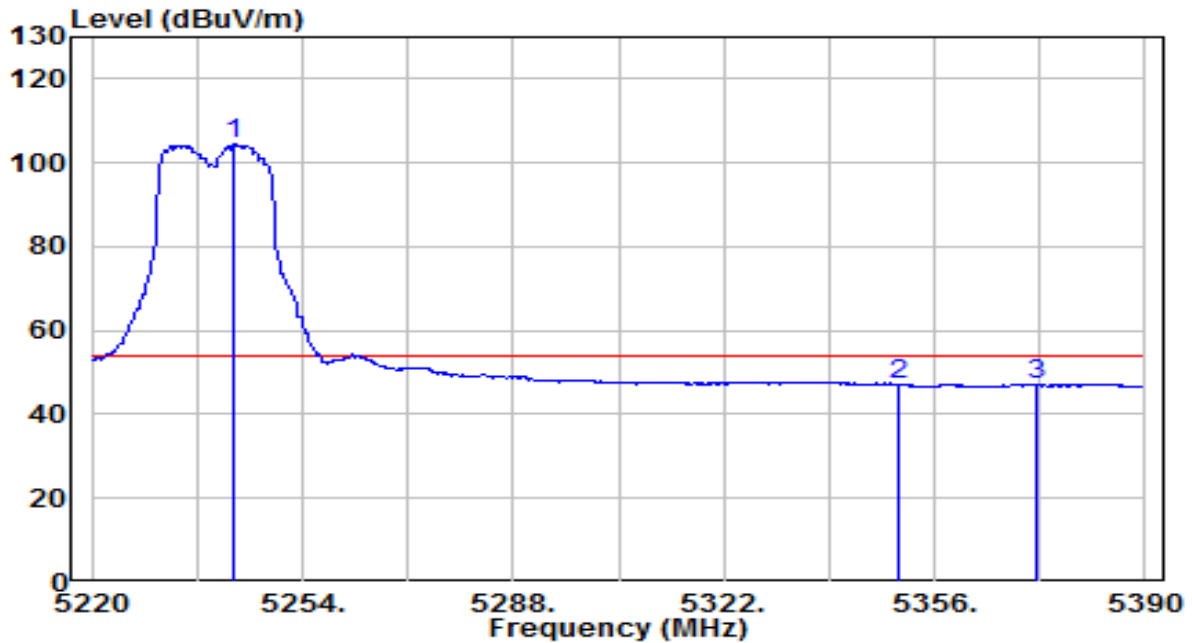


No	Frequency (MHz)	Reading (dBuV)	C.F (dB)	Measurement (dBuV/m)	Margin (dB)	Limit (dBuV/m)	Remark (QP/PK/AV)
1	* 5244.140	93.47	20.00	113.47	N/A	N/A	Peak
2	5350.000	38.21	20.11	58.32	-15.68	74.00	Peak
3	5359.910	39.42	20.12	59.54	-14.46	74.00	Peak

Note:

1. " *", means this data is the worst emission level.
2. C.F (Correction Factor) = Antenna Factor (dB)+ Cable Loss (dB)– Preamplifier(dB)+16db attenuation.
3. Measurement(dBuV/m) = Reading(dBuV) + C.F (Correction Factor).
- 4.The emission levels of other frequencies are very lower than the limit and not show in test report.

EUT	AP301	Date of Test	2020-11-26
Factor	BBHA 9120D	Temp. / Humidity	26.4°C/44.5%
Polarity	Horizontal	Site / Test Engineer	AC1 /Jay Chiu
Test Mode	Transmit by 802.11ac-VHT20 at Channel 5240MHz	Test Voltage	120V/60Hz

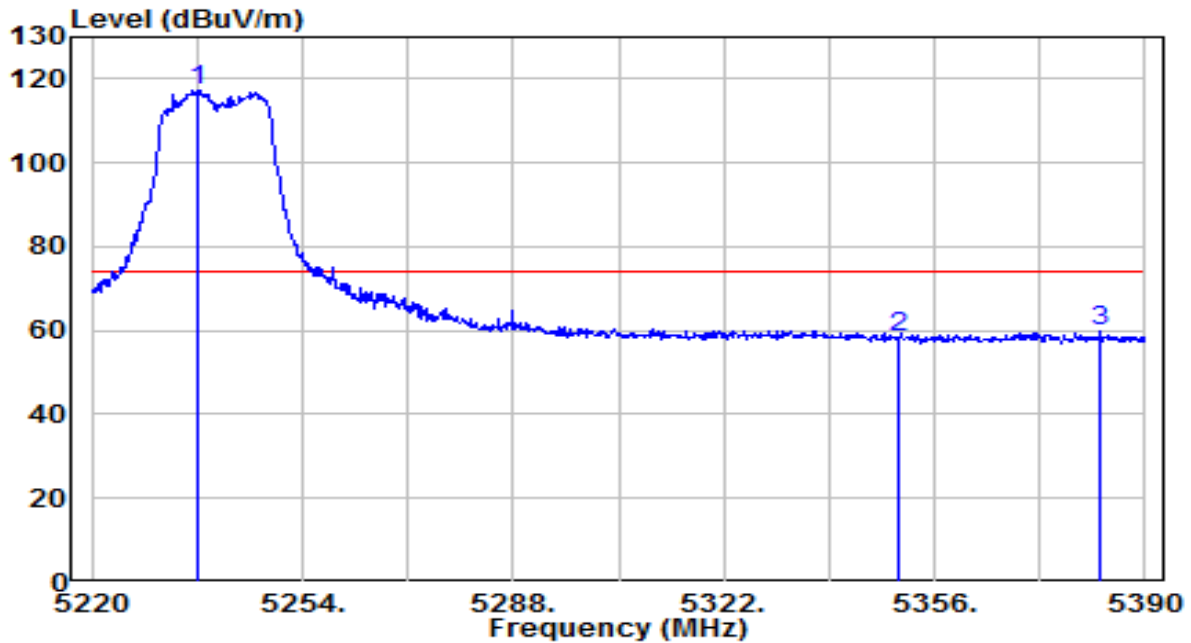


No	Frequency (MHz)	Reading (dBuV)	C.F (dB)	Measurement (dBuV/m)	Margin (dB)	Limit (dBuV/m)	Remark (QP/PK/AV)
1	* 5242.950	84.41	20.00	104.42	N/A	N/A	Average
2	5350.000	27.02	20.11	47.13	-6.87	54.00	Average
3	5372.490	27.04	20.14	47.18	-6.82	54.00	Average

Note:

1. " *", means this data is the worst emission level.
2. C.F (Correction Factor) = Antenna Factor (dB)+ Cable Loss (dB)– Preamplifier(dB)+16db attenuation.
3. Measurement(dBuV/m) = Reading(dBuV) + C.F (Correction Factor).
- 4.The emission levels of other frequencies are very lower than the limit and not show in test report.

EUT	AP301	Date of Test	2020-11-26
Factor	BBHA 9120D	Temp. / Humidity	26.4°C/44.5%
Polarity	Vertical	Site / Test Engineer	AC1 /Jay Chiu
Test Mode	Transmit by 802.11ac-VHT20 at Channel 5240MHz	Test Voltage	120V/60Hz

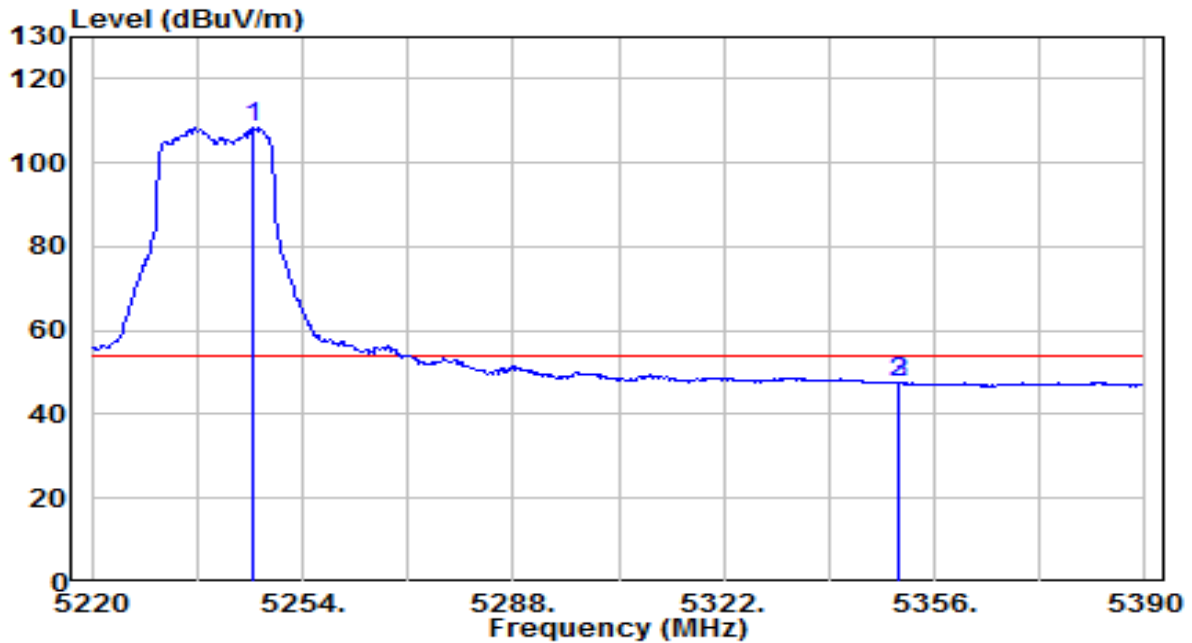


No	Frequency (MHz)	Reading (dBuV)	C.F (dB)	Measurement (dBuV/m)	Margin (dB)	Limit (dBuV/m)	Remark (QP/PK/AV)
1	* 5237.000	97.17	20.00	117.17	N/A	N/A	Peak
2	5350.000	38.36	20.11	58.47	-15.53	74.00	Peak
3	5382.860	39.63	20.15	59.78	-14.22	74.00	Peak

Note:

1. " *", means this data is the worst emission level.
2. C.F (Correction Factor) = Antenna Factor (dB)+ Cable Loss (dB)– Preamplifier(dB)+16db attenuation.
3. Measurement(dBuV/m) = Reading(dBuV) + C.F (Correction Factor).
- 4.The emission levels of other frequencies are very lower than the limit and not show in test report.

EUT	AP301	Date of Test	2020-11-26
Factor	BBHA 9120D	Temp. / Humidity	26.4°C/44.5%
Polarity	Vertical	Site / Test Engineer	AC1 /Jay Chiu
Test Mode	Transmit by 802.11ac-VHT20 at Channel 5240MHz	Test Voltage	120V/60Hz

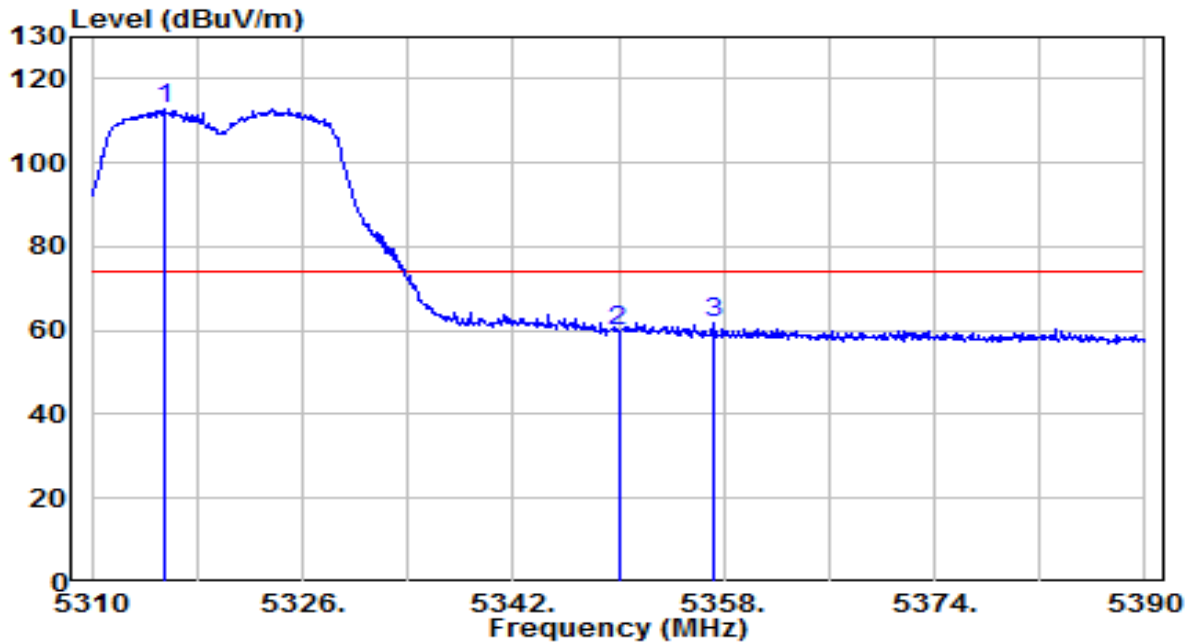


No	Frequency (MHz)	Reading (dBuV)	C.F (dB)	Measurement (dBuV/m)	Margin (dB)	Limit (dBuV/m)	Remark (QP/PK/AV)
1	* 5246.010	88.29	20.01	108.30	N/A	N/A	Average
2	5350.000	27.66	20.11	47.77	-6.23	54.00	Average
3	5350.050	27.66	20.11	47.77	-6.23	54.00	Average

Note:

1. " *", means this data is the worst emission level.
2. C.F (Correction Factor) = Antenna Factor (dB)+ Cable Loss (dB)– Preamplifier(dB)+16db attenuation.
3. Measurement(dBuV/m) = Reading(dBuV) + C.F (Correction Factor).
- 4.The emission levels of other frequencies are very lower than the limit and not show in test report.

EUT	AP301	Date of Test	2020-11-26
Factor	BBHA 9120D	Temp. / Humidity	26.4°C/44.5%
Polarity	Horizontal	Site / Test Engineer	AC1 /Jay Chiu
Test Mode	Transmit by 802.11ac-VHT20 at Channel 5320MHz	Test Voltage	120V/60Hz

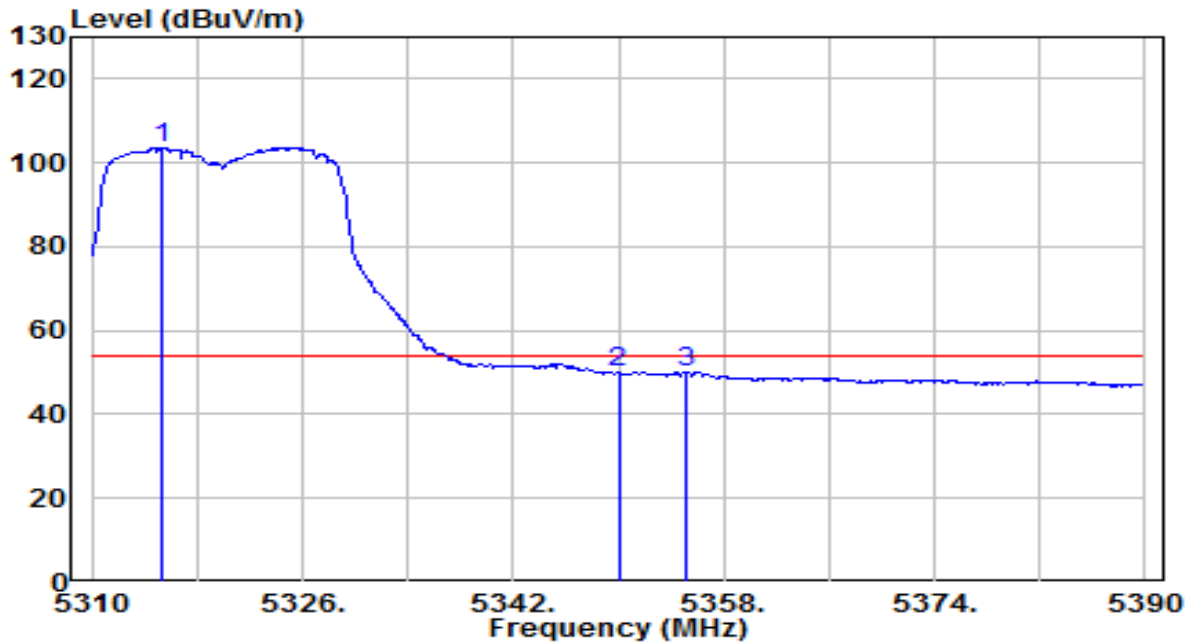


No	Frequency (MHz)	Reading (dBuV)	C.F (dB)	Measurement (dBuV/m)	Margin (dB)	Limit (dBuV/m)	Remark (QP/PK/AV)
1	* 5315.440	92.83	20.08	112.91	N/A	N/A	Peak
2	5350.000	39.58	20.11	59.70	-14.30	74.00	Peak
3	5357.200	41.89	20.12	62.01	-11.99	74.00	Peak

Note:

1. " *", means this data is the worst emission level.
2. C.F (Correction Factor) = Antenna Factor (dB)+ Cable Loss (dB)– Preamplifier(dB)+16db attenuation.
3. Measurement(dBuV/m) = Reading(dBuV) + C.F (Correction Factor).
- 4.The emission levels of other frequencies are very lower than the limit and not show in test report.

EUT	AP301	Date of Test	2020-11-26
Factor	BBHA 9120D	Temp. / Humidity	26.4°C/44.5%
Polarity	Horizontal	Site / Test Engineer	AC1 /Jay Chiu
Test Mode	Transmit by 802.11ac-VHT20 at Channel 5320MHz	Test Voltage	120V/60Hz

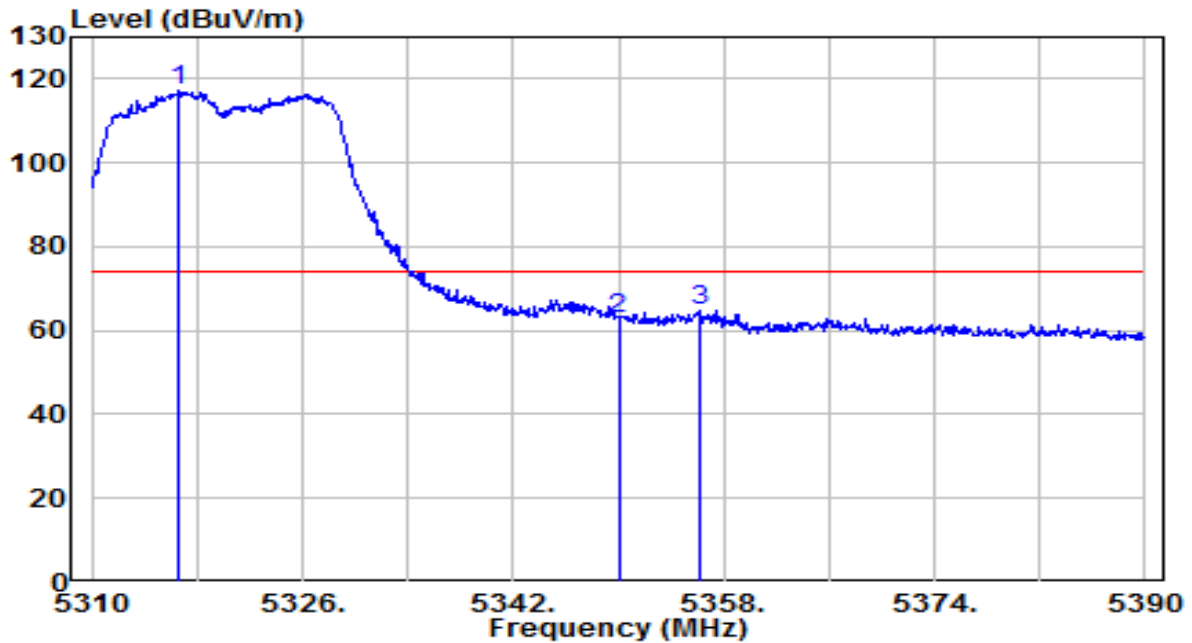


No	Frequency (MHz)	Reading (dBuV)	C.F (dB)	Measurement (dBuV/m)	Margin (dB)	Limit (dBuV/m)	Remark (QP/PK/AV)
1	* 5315.360	83.67	20.08	103.75	N/A	N/A	Average
2	5350.000	29.71	20.11	49.82	-4.18	54.00	Average
3	5355.200	29.90	20.12	50.02	-3.98	54.00	Average

Note:

1. " *", means this data is the worst emission level.
2. C.F (Correction Factor) = Antenna Factor (dB)+ Cable Loss (dB)– Preamplifier(dB)+16db attenuation.
3. Measurement(dBuV/m) = Reading(dBuV) + C.F (Correction Factor).
- 4.The emission levels of other frequencies are very lower than the limit and not show in test report.

EUT	AP301	Date of Test	2020-11-26
Factor	BBHA 9120D	Temp. / Humidity	26.4°C/44.5%
Polarity	Vertical	Site / Test Engineer	AC1 /Jay Chiu
Test Mode	Transmit by 802.11ac-VHT20 at Channel 5320MHz	Test Voltage	120V/60Hz

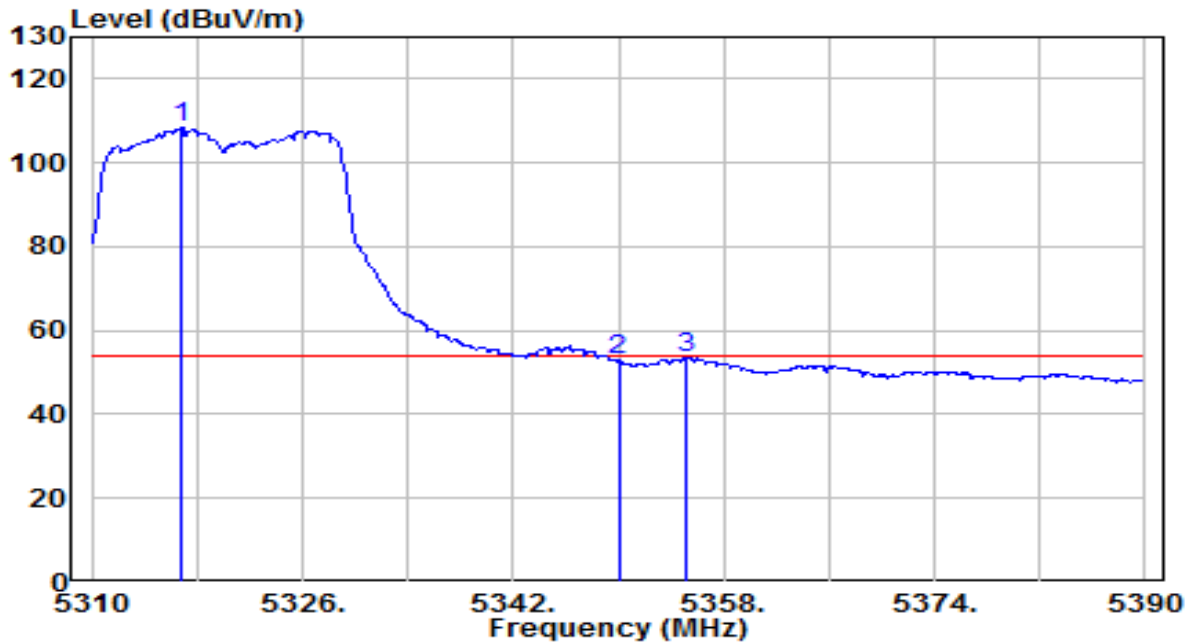


No	Frequency (MHz)	Reading (dBUV)	C.F (dB)	Measurement (dBUV/m)	Margin (dB)	Limit (dBUV/m)	Remark (QP/PK/AV)
1	* 5316.640	97.18	20.08	117.26	N/A	N/A	Peak
2	5350.000	42.85	20.11	62.96	-11.04	74.00	Peak
3	5356.160	44.70	20.12	64.82	-9.18	74.00	Peak

Note:

1. " *", means this data is the worst emission level.
2. C.F (Correction Factor) = Antenna Factor (dB)+ Cable Loss (dB)– Preamplifier(dB)+16db attenuation.
3. Measurement(dBUV/m) = Reading(dBUV) + C.F (Correction Factor).
- 4.The emission levels of other frequencies are very lower than the limit and not show in test report.

EUT	AP301	Date of Test	2020-11-26
Factor	BBHA 9120D	Temp. / Humidity	26.4°C/44.5%
Polarity	Vertical	Site / Test Engineer	AC1 /Jay Chiu
Test Mode	Transmit by 802.11ac-VHT20 at Channel 5320MHz	Test Voltage	120V/60Hz

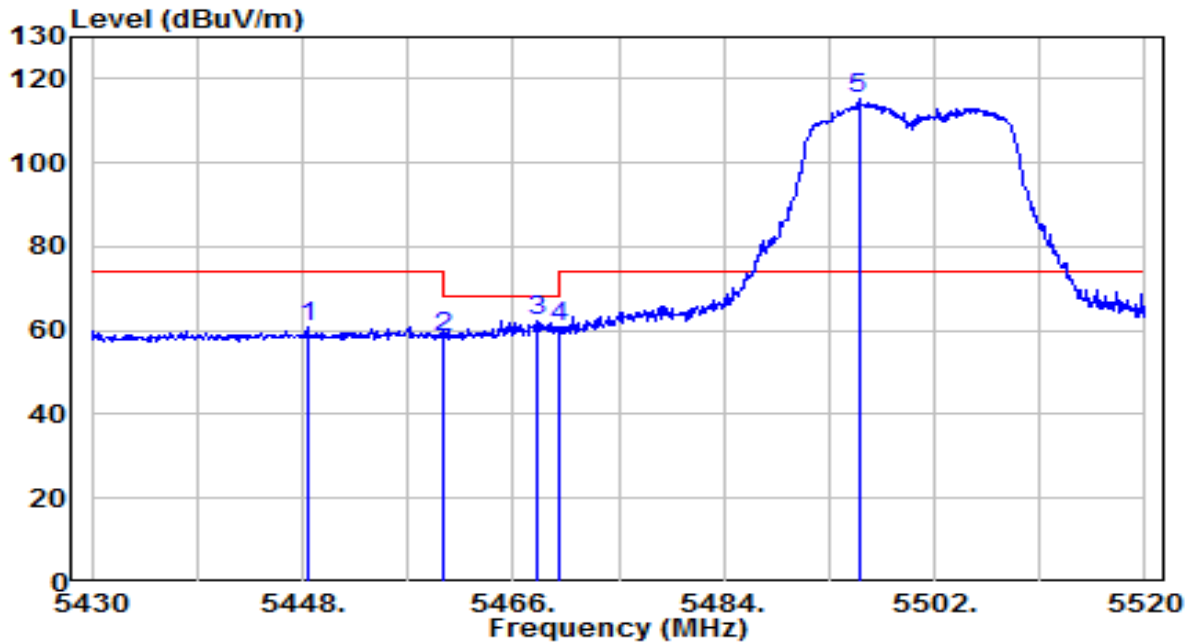


No	Frequency (MHz)	Reading (dBuV)	C.F (dB)	Measurement (dBuV/m)	Margin (dB)	Limit (dBuV/m)	Remark (QP/PK/AV)
1	* 5316.880	88.18	20.08	108.26	N/A	N/A	Average
2	5350.000	32.62	20.11	52.74	-1.26	54.00	Average
3	5355.200	33.32	20.12	53.44	-0.56	54.00	Average

Note:

1. " *", means this data is the worst emission level.
2. C.F (Correction Factor) = Antenna Factor (dB)+ Cable Loss (dB)– Preamplifier(dB)+16db attenuation.
3. Measurement(dBuV/m) = Reading(dBuV) + C.F (Correction Factor).
- 4.The emission levels of other frequencies are very lower than the limit and not show in test report.

EUT	AP301	Date of Test	2020-11-26
Factor	BBHA 9120D	Temp. / Humidity	26.4°C/44.5%
Polarity	Horizontal	Site / Test Engineer	AC1 /Jay Chiu
Test Mode	Transmit by 802.11ac-VHT20 at Channel 5500MHz	Test Voltage	120V/60Hz

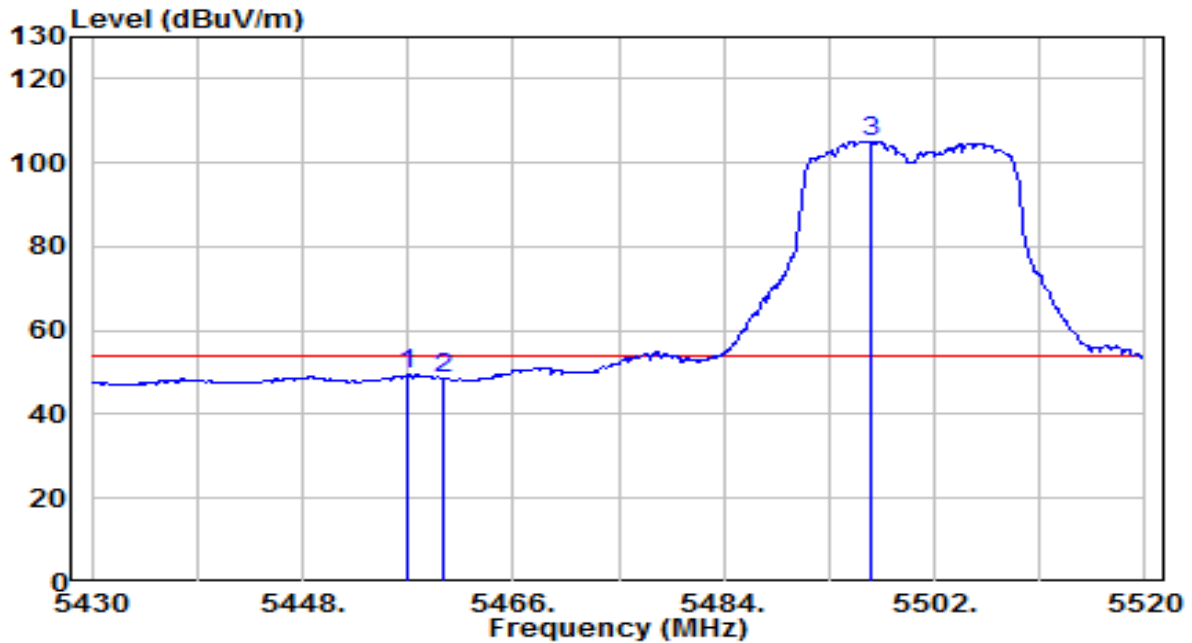


No	Frequency (MHz)	Reading (dBuV)	C.F (dB)	Measurement (dBuV/m)	Margin (dB)	Limit (dBuV/m)	Remark (QP/PK/AV)
1	5448.450	40.70	20.22	60.91	-13.09	74.00	Peak
2	5460.000	38.21	20.23	58.44	-9.76	68.20	Peak
3	5467.980	42.15	20.24	62.39	-5.81	68.20	Peak
4	5470.000	40.37	20.24	60.61	-7.59	68.20	Peak
5	* 5495.520	95.13	20.27	115.40	N/A	N/A	Peak

Note:

1. " *", means this data is the worst emission level.
2. C.F (Correction Factor) = Antenna Factor (dB)+ Cable Loss (dB)– Preamplifier(dB)+16db attenuation.
3. Measurement(dBuV/m) = Reading(dBuV) + C.F (Correction Factor).
- 4.The emission levels of other frequencies are very lower than the limit and not show in test report.

EUT	AP301	Date of Test	2020-11-26
Factor	BBHA 9120D	Temp. / Humidity	26.4°C/44.5%
Polarity	Horizontal	Site / Test Engineer	AC1 /Jay Chiu
Test Mode	Transmit by 802.11ac-VHT20 at Channel 5500MHz	Test Voltage	120V/60Hz

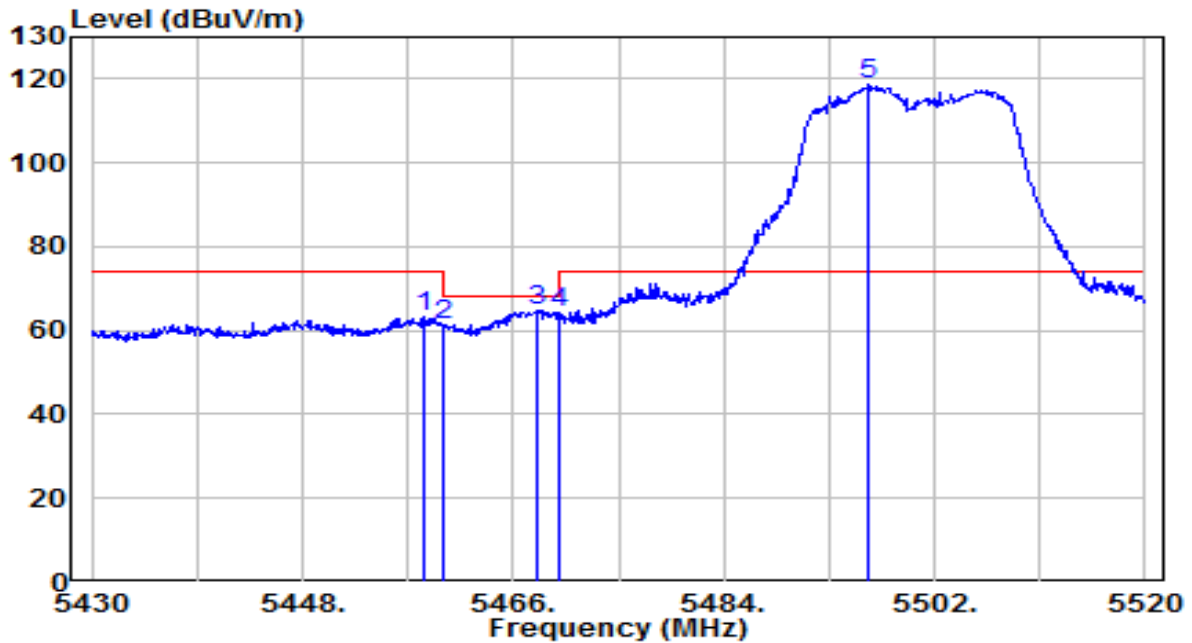


No	Frequency (MHz)	Reading (dBuV)	C.F (dB)	Measurement (dBuV/m)	Margin (dB)	Limit (dBuV/m)	Remark (QP/PK/AV)
1	5457.000	29.26	20.23	49.48	-4.52	54.00	Average
2	5460.000	28.44	20.23	48.67	-5.33	54.00	Average
3	* 5496.690	84.83	20.27	105.10	N/A	N/A	Average

Note:

1. " *", means this data is the worst emission level.
2. C.F (Correction Factor) = Antenna Factor (dB)+ Cable Loss (dB)– Preamplifier(dB)+16db attenuation.
3. Measurement(dBuV/m) = Reading(dBuV) + C.F (Correction Factor).
- 4.The emission levels of other frequencies are very lower than the limit and not show in test report.

EUT	AP301	Date of Test	2020-11-26
Factor	BBHA 9120D	Temp. / Humidity	26.4°C/44.5%
Polarity	Vertical	Site / Test Engineer	AC1 /Jay Chiu
Test Mode	Transmit by 802.11ac-VHT20 at Channel 5500MHz	Test Voltage	120V/60Hz

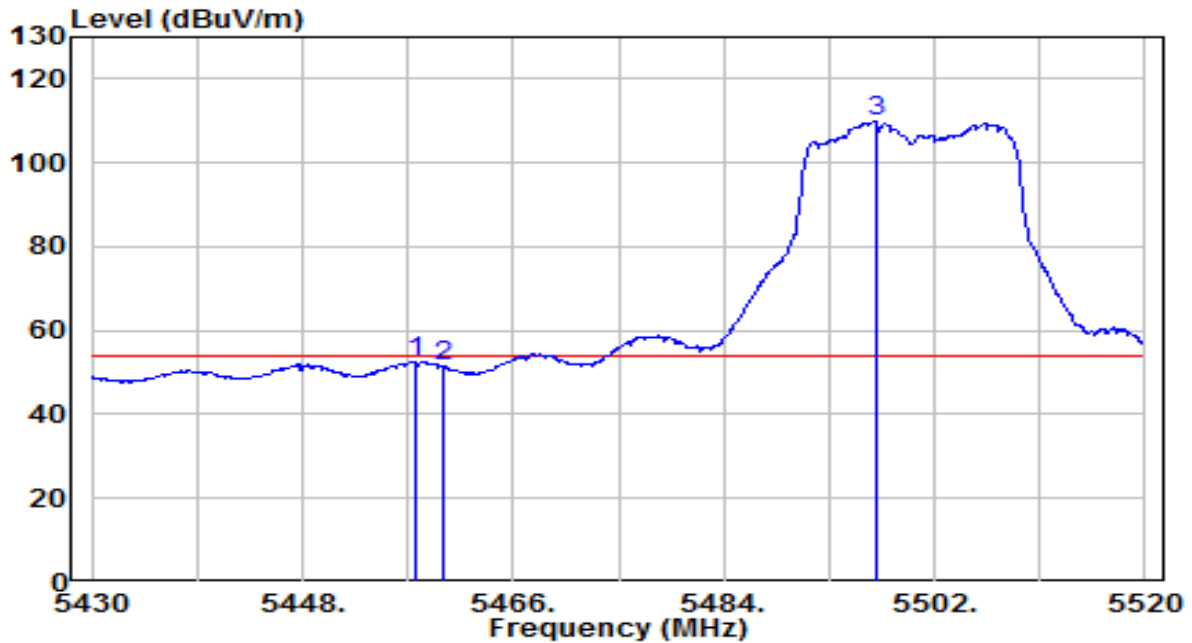


No	Frequency (MHz)	Reading (dBuV)	C.F (dB)	Measurement (dBuV/m)	Margin (dB)	Limit (dBuV/m)	Remark (QP/PK/AV)
1	5458.440	42.97	20.23	63.19	-10.81	74.00	Peak
2	5460.000	40.91	20.23	61.14	-7.06	68.20	Peak
3	5467.980	44.72	20.24	64.96	-3.24	68.20	Peak
4	5470.000	44.06	20.24	64.30	-3.90	68.20	Peak
5	* 5496.420	98.21	20.27	118.47	N/A	N/A	Peak

Note:

1. " *", means this data is the worst emission level.
2. C.F (Correction Factor) = Antenna Factor (dB)+ Cable Loss (dB)– Preamplifier(dB)+16db attenuation.
3. Measurement(dBuV/m) = Reading(dBuV) + C.F (Correction Factor).
- 4.The emission levels of other frequencies are very lower than the limit and not show in test report.

EUT	AP301	Date of Test	2020-11-26
Factor	BBHA 9120D	Temp. / Humidity	26.4°C/44.5%
Polarity	Vertical	Site / Test Engineer	AC1 /Jay Chiu
Test Mode	Transmit by 802.11ac-VHT20 at Channel 5500MHz	Test Voltage	120V/60Hz

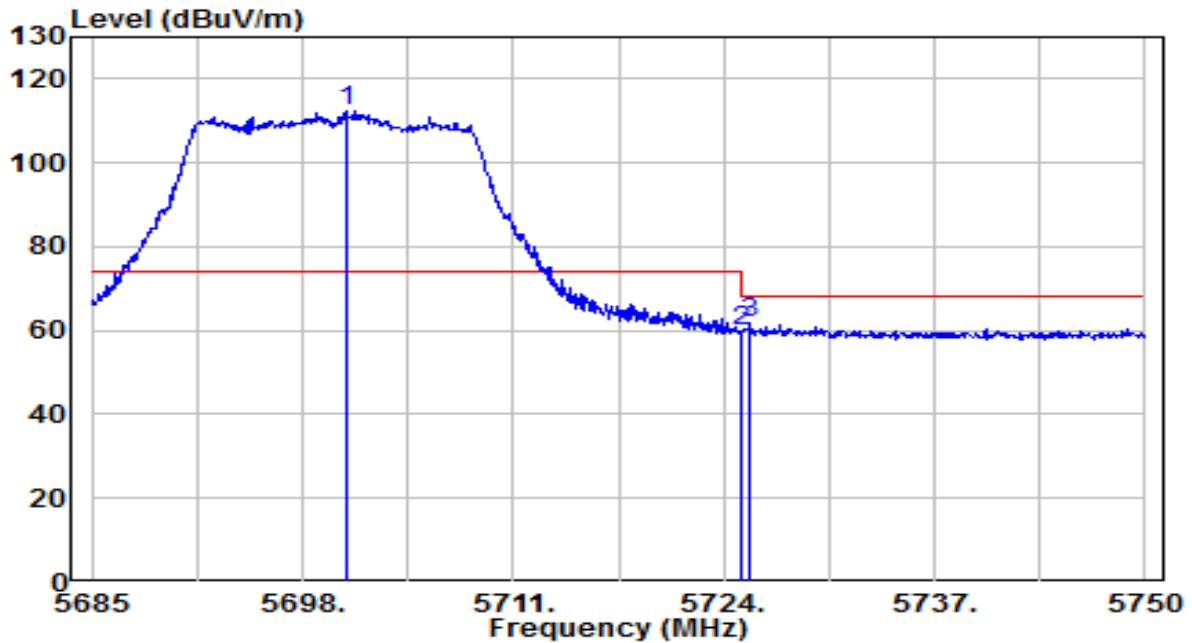


No	Frequency (MHz)	Reading (dBuV)	C.F (dB)	Measurement (dBuV/m)	Margin (dB)	Limit (dBuV/m)	Remark (QP/PK/AV)
1	5457.630	32.28	20.23	52.51	-1.49	54.00	Average
2	5460.000	31.27	20.23	51.49	-2.51	54.00	Average
3	* 5497.140	89.51	20.27	109.78	N/A	N/A	Average

Note:

1. " *", means this data is the worst emission level.
2. C.F (Correction Factor) = Antenna Factor (dB)+ Cable Loss (dB)– Preamplifier(dB)+16db attenuation.
3. Measurement(dBuV/m) = Reading(dBuV) + C.F (Correction Factor).
- 4.The emission levels of other frequencies are very lower than the limit and not show in test report.

EUT	AP301	Date of Test	2020-11-26
Factor	BBHA 9120D	Temp. / Humidity	26.4°C/44.5%
Polarity	Horizontal	Site / Test Engineer	AC1 /Jay Chiu
Test Mode	Transmit by 802.11ac-VHT20 at Channel 5700MHz	Test Voltage	120V/60Hz

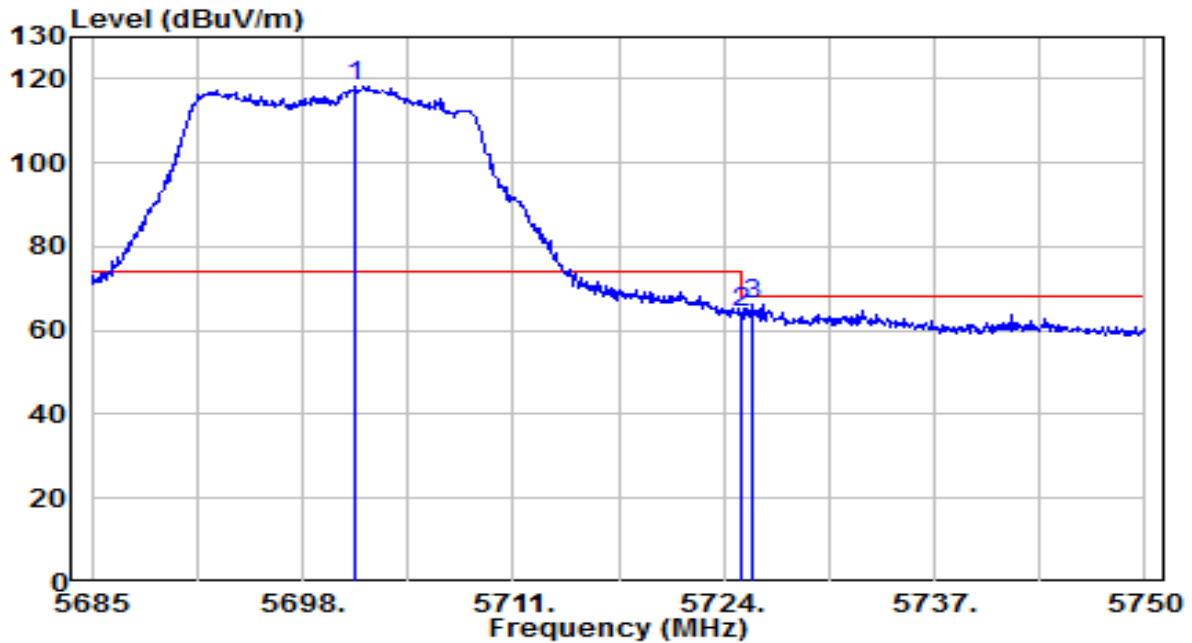


No	Frequency (MHz)	Reading (dBuV)	C.F (dB)	Measurement (dBuV/m)	Margin (dB)	Limit (dBuV/m)	Remark (QP/PK/AV)
1	* 5700.730	91.44	20.92	112.36	N/A	N/A	Peak
2	5725.000	38.75	21.00	59.75	-8.45	68.20	Peak
3	5725.625	40.86	21.00	61.86	-6.34	68.20	Peak

Note:

1. " *", means this data is the worst emission level.
2. C.F (Correction Factor) = Antenna Factor (dB)+ Cable Loss (dB)– Preamplifier(dB)+16db attenuation.
3. Measurement(dBuV/m) = Reading(dBuV) + C.F (Correction Factor).
- 4.The emission levels of other frequencies are very lower than the limit and not show in test report.

EUT	AP301	Date of Test	2020-11-26
Factor	BBHA 9120D	Temp. / Humidity	26.4°C/44.5%
Polarity	Vertical	Site / Test Engineer	AC1 /Jay Chiu
Test Mode	Transmit by 802.11ac-VHT20 at Channel 5700MHz	Test Voltage	120V/60Hz

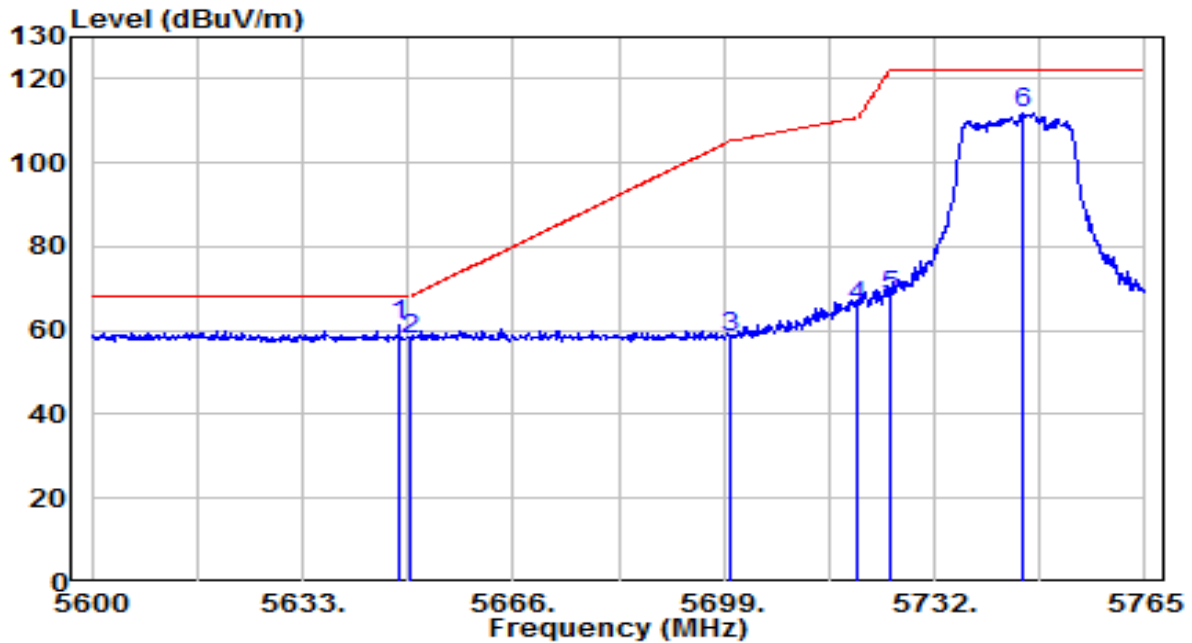


No	Frequency (MHz)	Reading (dBuV)	C.F (dB)	Measurement (dBuV/m)	Margin (dB)	Limit (dBuV/m)	Remark (QP/PK/AV)
1	* 5701.250	97.28	20.92	118.20	N/A	N/A	Peak
2	5725.000	43.19	21.00	64.19	-4.01	68.20	Peak
3	5725.690	45.38	21.00	66.38	-1.82	68.20	Peak

Note:

1. " *", means this data is the worst emission level.
2. C.F (Correction Factor) = Antenna Factor (dB)+ Cable Loss (dB)– Preamplifier(dB)+16db attenuation.
3. Measurement(dBuV/m) = Reading(dBuV) + C.F (Correction Factor).
- 4.The emission levels of other frequencies are very lower than the limit and not show in test report.

EUT	AP301	Date of Test	2020-11-26
Factor	BBHA 9120D	Temp. / Humidity	26.4°C/44.5%
Polarity	Horizontal	Site / Test Engineer	AC1 /Jay Chiu
Test Mode	Transmit by 802.11ac-VHT20 at Channel 5745MHz	Test Voltage	120V/60Hz

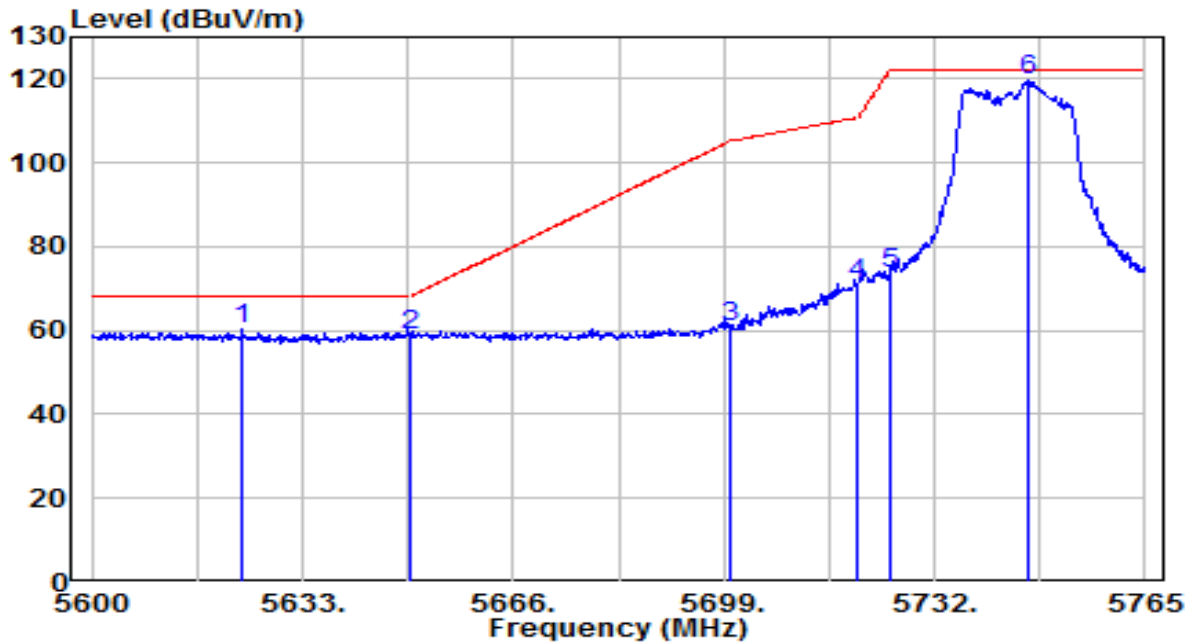


No	Frequency (MHz)	Reading (dBUV)	C.F (dB)	Measurement (dBUV/m)	Margin (dB)	Limit (dBUV/m)	Remark (QP/PK/AV)
1	* 5648.180	40.43	20.75	61.18	-7.02	68.20	Peak
2	5650.000	37.00	20.76	57.76	-10.44	68.20	Peak
3	5700.000	37.60	20.92	58.52	-46.68	105.20	Peak
4	5720.000	44.91	20.98	65.90	-44.90	110.80	Peak
5	5725.000	47.12	21.00	68.12	-54.08	122.20	Peak
6	5746.025	90.87	21.07	111.94	N/A	N/A	Peak

Note:

1. " *", means this data is the worst emission level.
2. C.F (Correction Factor) = Antenna Factor (dB)+ Cable Loss (dB)– Preamplifier(dB)+16db attenuation.
3. Measurement(dBUV/m) = Reading(dBUV) + C.F (Correction Factor).
- 4.The emission levels of other frequencies are very lower than the limit and not show in test report.

EUT	AP301	Date of Test	2020-11-26
Factor	BBHA 9120D	Temp. / Humidity	26.4°C/44.5%
Polarity	Vertical	Site / Test Engineer	AC1 /Jay Chiu
Test Mode	Transmit by 802.11ac-VHT20 at Channel 5745MHz	Test Voltage	120V/60Hz

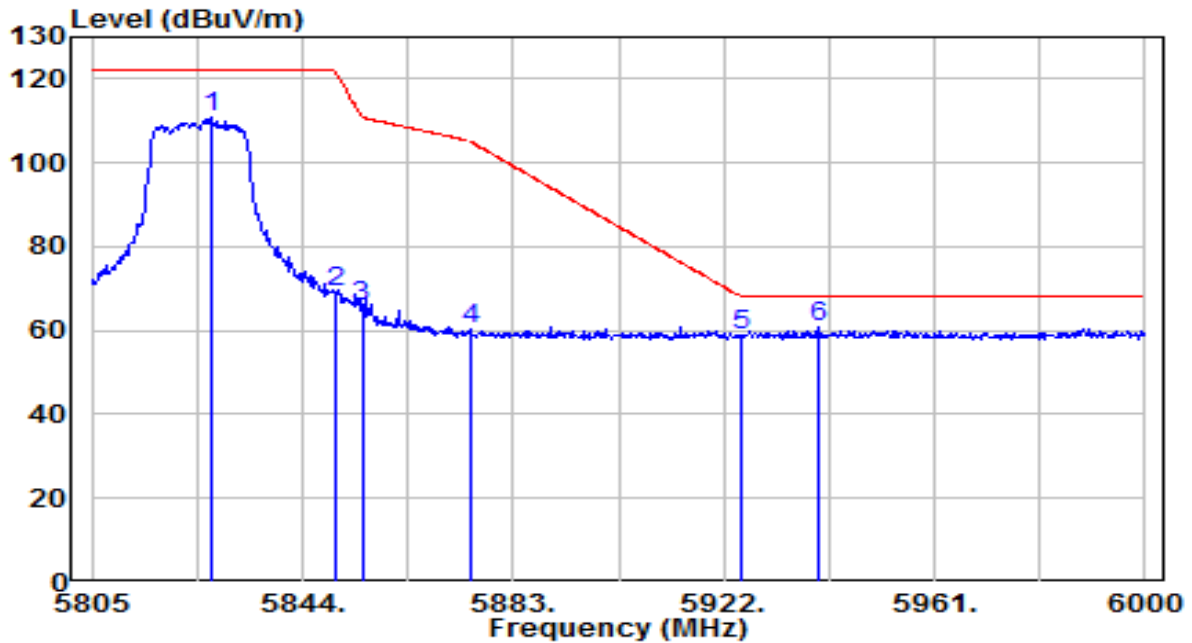


No	Frequency (MHz)	Reading (dBuV)	C.F (dB)	Measurement (dBuV/m)	Margin (dB)	Limit (dBuV/m)	Remark (QP/PK/AV)
1	5623.595	39.56	20.67	60.23	-7.97	68.20	Peak
2	5650.000	38.11	20.76	58.87	-9.33	68.20	Peak
3	5700.000	40.01	20.92	60.93	-44.27	105.20	Peak
4	5720.000	49.93	20.98	70.91	-39.89	110.80	Peak
5	5725.000	52.37	21.00	73.37	-48.83	122.20	Peak
6	* 5746.850	98.53	21.07	119.60	N/A	N/A	Peak

Note:

1. " *", means this data is the worst emission level.
2. C.F (Correction Factor) = Antenna Factor (dB)+ Cable Loss (dB)– Preamplifier(dB)+16db attenuation.
3. Measurement(dBuV/m) = Reading(dBuV) + C.F (Correction Factor).
- 4.The emission levels of other frequencies are very lower than the limit and not show in test report.

EUT	AP301	Date of Test	2020-11-26
Factor	BBHA 9120D	Temp. / Humidity	26.4°C/44.5%
Polarity	Horizontal	Site / Test Engineer	AC1 /Jay Chiu
Test Mode	Transmit by 802.11ac-VHT20 at Channel 5825MHz	Test Voltage	120V/60Hz

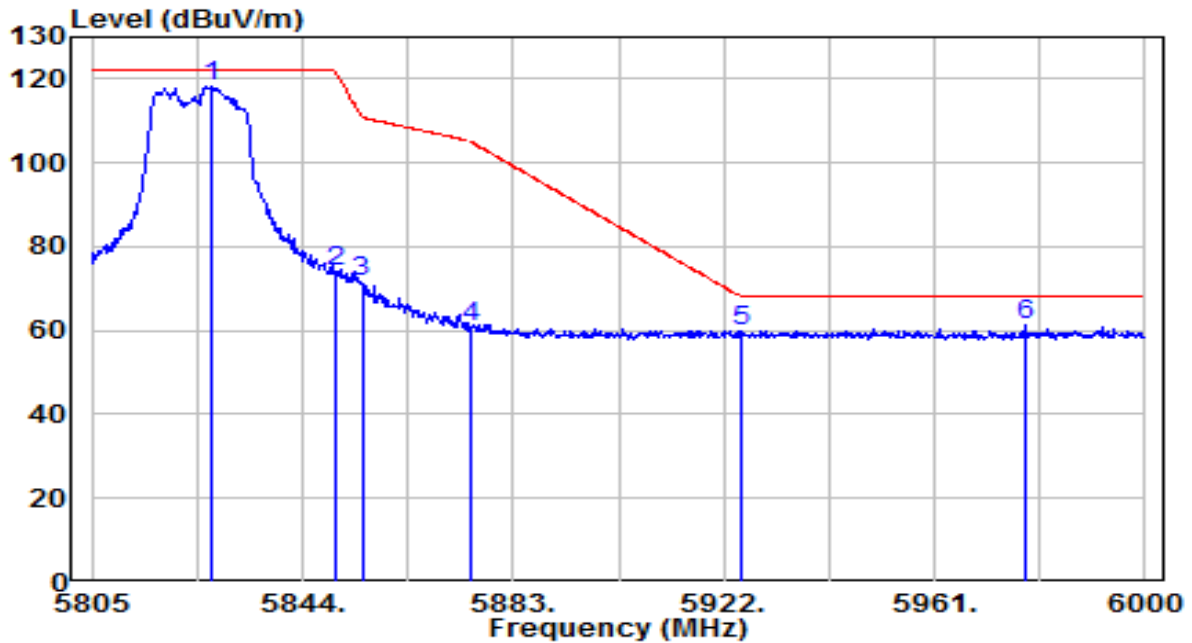


No	Frequency (MHz)	Reading (dBUV)	C.F (dB)	Measurement (dBUV/m)	Margin (dB)	Limit (dBUV/m)	Remark (QP/PK/AV)
1	5827.035	89.33	21.33	110.66	N/A	N/A	Peak
2	5850.000	47.99	21.40	69.39	-52.81	122.20	Peak
3	5855.000	44.47	21.42	65.89	-44.91	110.80	Peak
4	5875.000	38.66	21.49	60.15	-45.05	105.20	Peak
5	5925.000	37.09	21.65	58.74	-9.46	68.20	Peak
6	* 5939.355	38.98	21.69	60.68	-7.52	68.20	Peak

Note:

1. " *", means this data is the worst emission level.
2. C.F (Correction Factor) = Antenna Factor (dB)+ Cable Loss (dB)– Preamplifier(dB)+16db attenuation.
3. Measurement(dBUV/m) = Reading(dBUV) + C.F (Correction Factor).
- 4.The emission levels of other frequencies are very lower than the limit and not show in test report.

EUT	AP301	Date of Test	2020-11-26
Factor	BBHA 9120D	Temp. / Humidity	26.4°C/44.5%
Polarity	Vertical	Site / Test Engineer	AC1 /Jay Chiu
Test Mode	Transmit by 802.11ac-VHT20 at Channel 5825MHz	Test Voltage	120V/60Hz

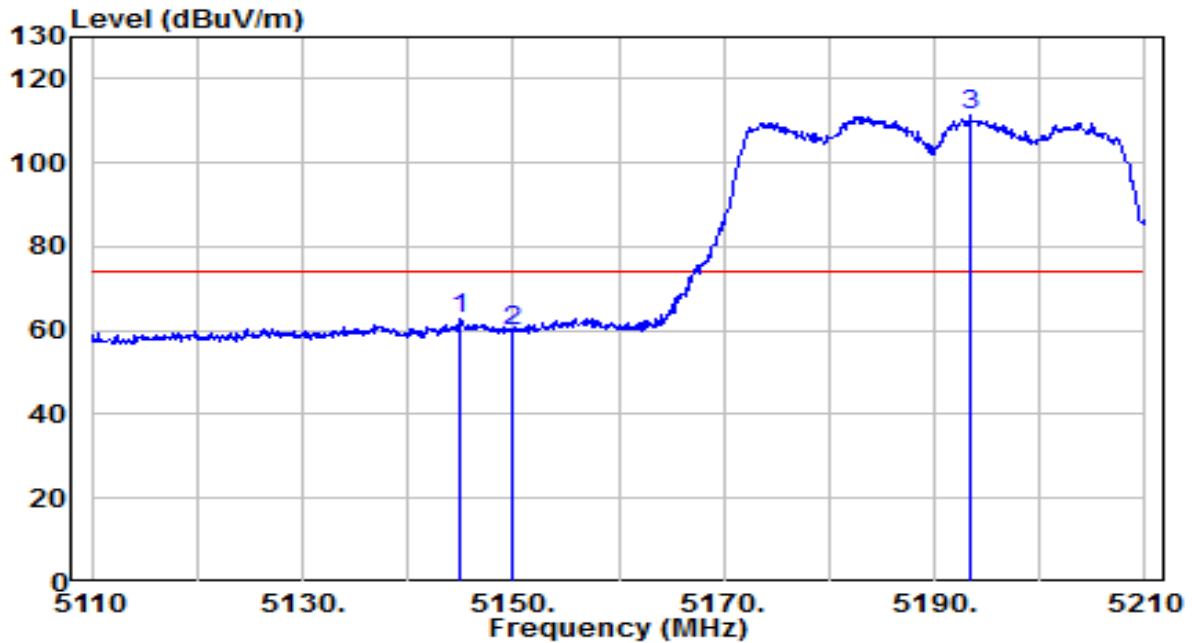


No	Frequency (MHz)	Reading (dBuV)	C.F (dB)	Measurement (dBuV/m)	Margin (dB)	Limit (dBuV/m)	Remark (QP/PK/AV)
1	* 5827.035	97.08	21.33	118.41	N/A	N/A	Peak
2	5850.000	52.68	21.40	74.08	-48.12	122.20	Peak
3	5855.000	50.10	21.42	71.52	-39.28	110.80	Peak
4	5875.000	39.36	21.49	60.84	-44.36	105.20	Peak
5	5925.000	38.32	21.65	59.96	-8.24	68.20	Peak
6	5977.770	39.34	21.82	61.16	-7.04	68.20	Peak

Note:

1. " *", means this data is the worst emission level.
2. C.F (Correction Factor) = Antenna Factor (dB)+ Cable Loss (dB)– Preamplifier(dB)+16db attenuation.
3. Measurement(dBuV/m) = Reading(dBuV) + C.F (Correction Factor).
- 4.The emission levels of other frequencies are very lower than the limit and not show in test report.

EUT	AP301	Date of Test	2020-11-26
Factor	BBHA 9120D	Temp. / Humidity	26.4°C/44.5%
Polarity	Horizontal	Site / Test Engineer	AC1 /Jay Chiu
Test Mode	Transmit by 802.11ac-VHT40 at Channel 5190MHz	Test Voltage	120V/60Hz

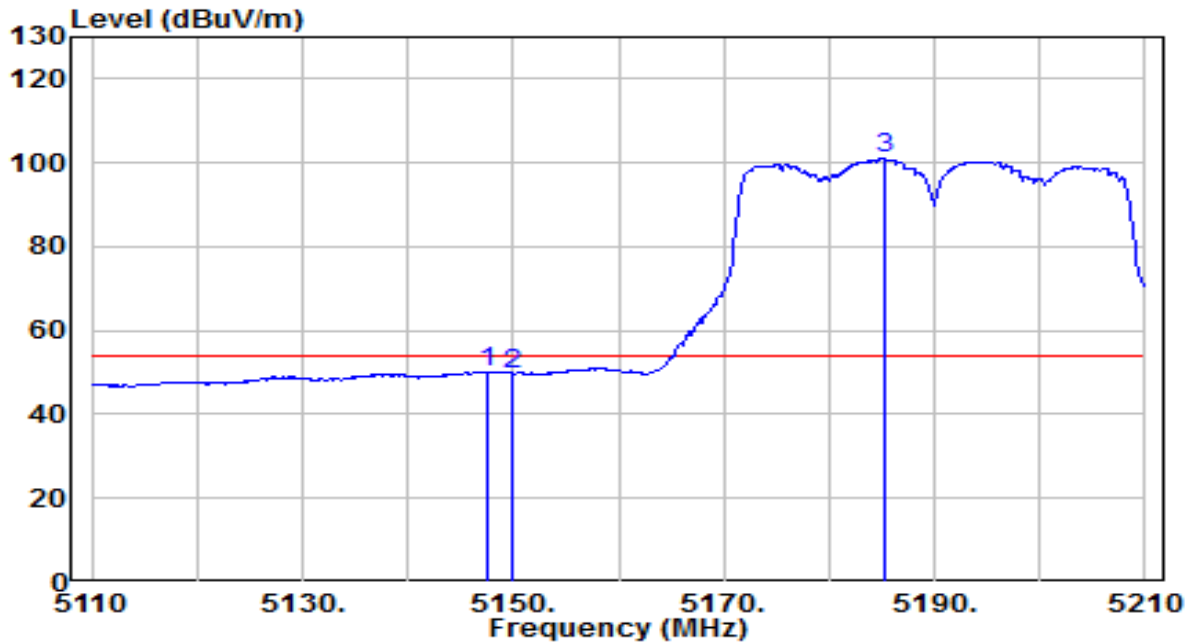


No	Frequency (MHz)	Reading (dBuV)	C.F (dB)	Measurement (dBuV/m)	Margin (dB)	Limit (dBuV/m)	Remark (QP/PK/AV)
1	5144.900	42.77	19.90	62.67	-11.33	74.00	Peak
2	5150.000	39.70	19.91	59.61	-14.39	74.00	Peak
3	* 5193.400	91.37	19.95	111.32	N/A	N/A	Peak

Note:

1. " *", means this data is the worst emission level.
2. C.F (Correction Factor) = Antenna Factor (dB)+ Cable Loss (dB)– Preamplifier(dB)+16db attenuation.
3. Measurement(dBuV/m) = Reading(dBuV) + C.F (Correction Factor).
- 4.The emission levels of other frequencies are very lower than the limit and not show in test report.

EUT	AP301	Date of Test	2020-11-26
Factor	BBHA 9120D	Temp. / Humidity	26.4°C/44.5%
Polarity	Horizontal	Site / Test Engineer	AC1 /Jay Chiu
Test Mode	Transmit by 802.11ac-VHT40 at Channel 5190MHz	Test Voltage	120V/60Hz

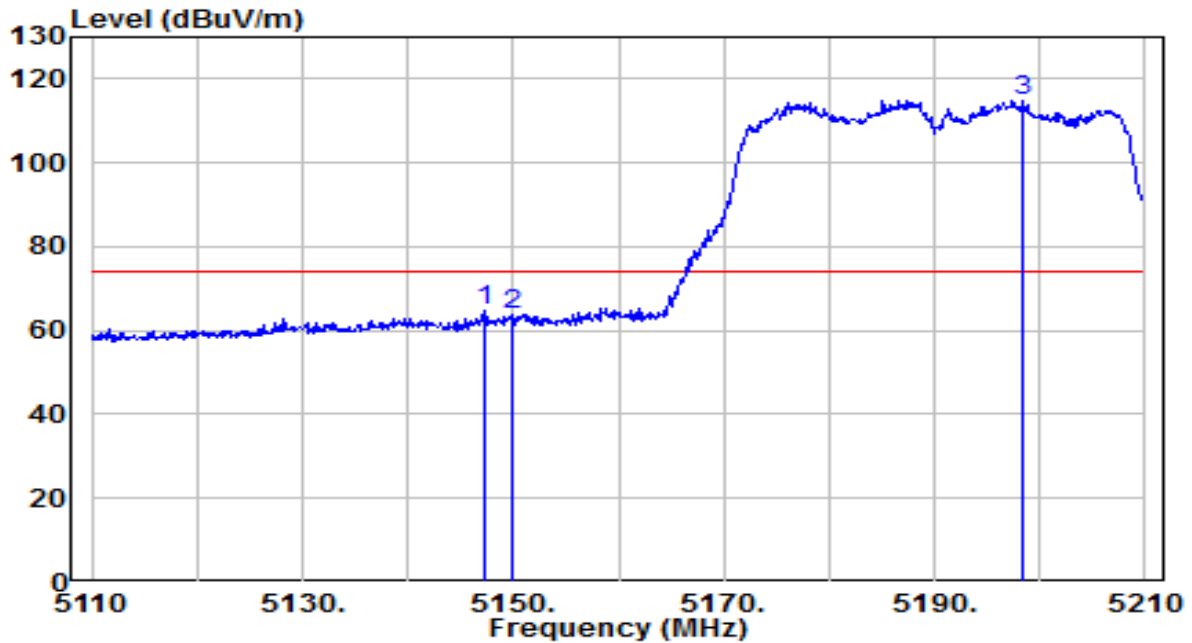


No	Frequency (MHz)	Reading (dBuV)	C.F (dB)	Measurement (dBuV/m)	Margin (dB)	Limit (dBuV/m)	Remark (QP/PK/AV)
1	5147.500	30.29	19.90	50.20	-3.80	54.00	Average
2	5150.000	29.83	19.91	49.74	-4.26	54.00	Average
3	* 5185.200	81.00	19.94	100.94	N/A	N/A	Average

Note:

1. " *", means this data is the worst emission level.
2. C.F (Correction Factor) = Antenna Factor (dB)+ Cable Loss (dB)– Preamplifier(dB)+16db attenuation.
3. Measurement(dBuV/m) = Reading(dBuV) + C.F (Correction Factor).
- 4.The emission levels of other frequencies are very lower than the limit and not show in test report.

EUT	AP301	Date of Test	2020-11-26
Factor	BBHA 9120D	Temp. / Humidity	26.4°C/44.5%
Polarity	Vertical	Site / Test Engineer	AC1 /Jay Chiu
Test Mode	Transmit by 802.11ac-VHT40 at Channel 5190MHz	Test Voltage	120V/60Hz

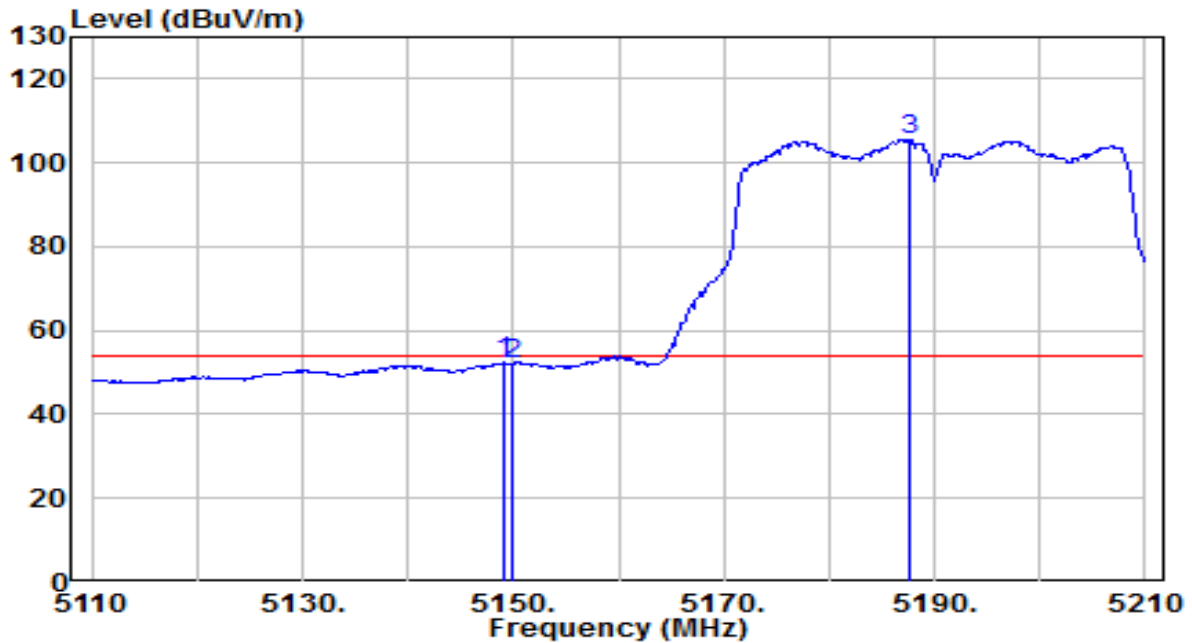


No	Frequency (MHz)	Reading (dBuV)	C.F (dB)	Measurement (dBuV/m)	Margin (dB)	Limit (dBuV/m)	Remark (QP/PK/AV)
1	5147.200	44.98	19.90	64.88	-9.12	74.00	Peak
2	5150.000	43.70	19.91	63.61	-10.39	74.00	Peak
3	* 5198.300	94.93	19.96	114.89	N/A	N/A	Peak

Note:

1. " *", means this data is the worst emission level.
2. C.F (Correction Factor) = Antenna Factor (dB)+ Cable Loss (dB)– Preamplifier(dB)+16db attenuation.
3. Measurement(dBuV/m) = Reading(dBuV) + C.F (Correction Factor).
- 4.The emission levels of other frequencies are very lower than the limit and not show in test report.

EUT	AP301	Date of Test	2020-11-26
Factor	BBHA 9120D	Temp. / Humidity	26.4°C/44.5%
Polarity	Vertical	Site / Test Engineer	AC1 /Jay Chiu
Test Mode	Transmit by 802.11ac-VHT40 at Channel 5190MHz	Test Voltage	120V/60Hz

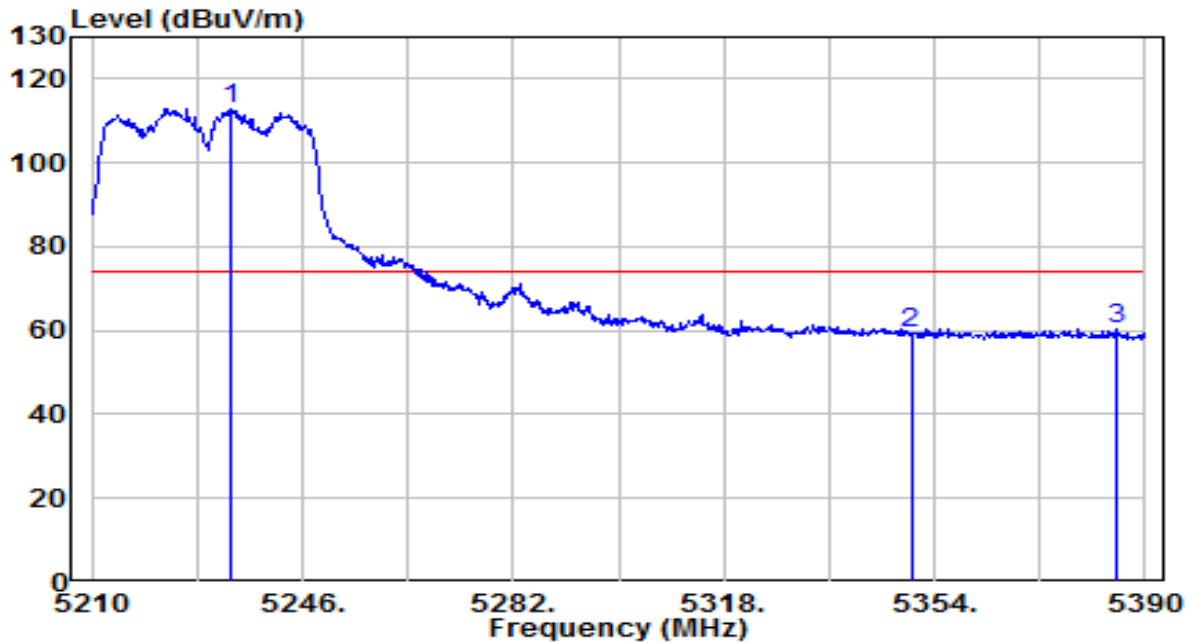


No	Frequency (MHz)	Reading (dBuV)	C.F (dB)	Measurement (dBuV/m)	Margin (dB)	Limit (dBuV/m)	Remark (QP/PK/AV)
1	5149.200	32.40	19.91	52.30	-1.70	54.00	Average
2	5150.000	32.04	19.91	51.94	-2.06	54.00	Average
3	* 5187.600	85.51	19.95	105.46	N/A	N/A	Average

Note:

1. " *", means this data is the worst emission level.
2. C.F (Correction Factor) = Antenna Factor (dB)+ Cable Loss (dB)– Preamplifier(dB)+16db attenuation.
3. Measurement(dBuV/m) = Reading(dBuV) + C.F (Correction Factor).
- 4.The emission levels of other frequencies are very lower than the limit and not show in test report.

EUT	AP301	Date of Test	2020-11-26
Factor	BBHA 9120D	Temp. / Humidity	26.4°C/44.5%
Polarity	Horizontal	Site / Test Engineer	AC1 /Jay Chiu
Test Mode	Transmit by 802.11ac-VHT40 at Channel 5230MHz	Test Voltage	120V/60Hz

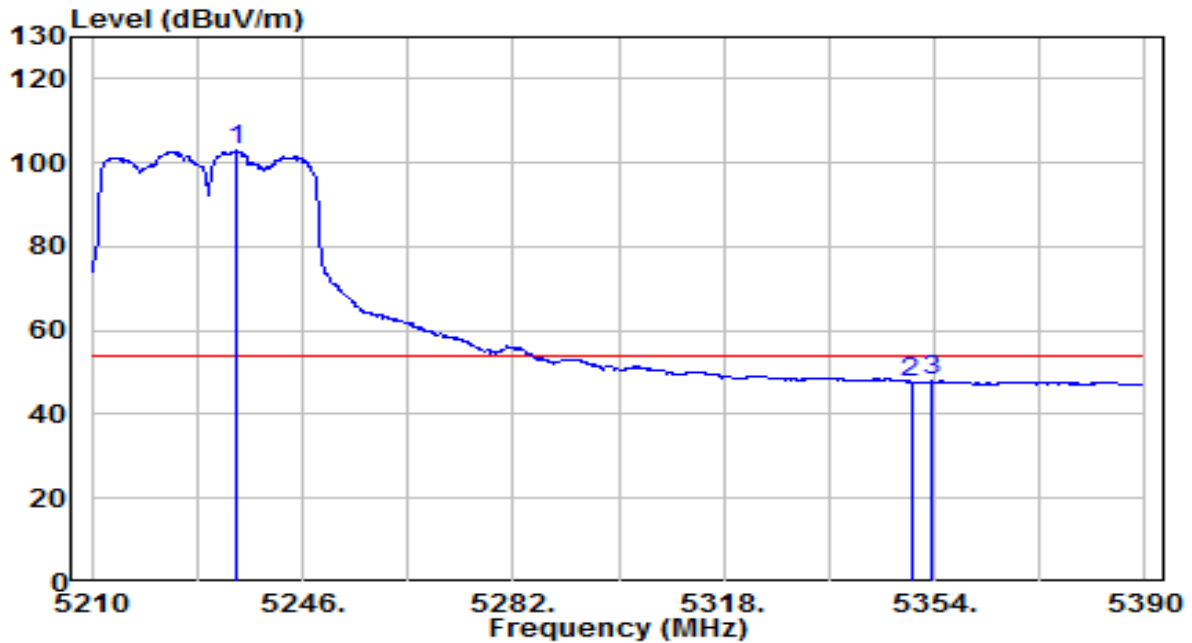


No	Frequency (MHz)	Reading (dBuV)	C.F (dB)	Measurement (dBuV/m)	Margin (dB)	Limit (dBuV/m)	Remark (QP/PK/AV)
1	* 5233.580	92.89	19.99	112.88	N/A	N/A	Peak
2	5350.000	39.01	20.11	59.12	-14.88	74.00	Peak
3	5384.960	40.19	20.15	60.34	-13.66	74.00	Peak

Note:

1. " *", means this data is the worst emission level.
2. C.F (Correction Factor) = Antenna Factor (dB)+ Cable Loss (dB)– Preamplifier(dB)+16db attenuation.
3. Measurement(dBuV/m) = Reading(dBuV) + C.F (Correction Factor).
- 4.The emission levels of other frequencies are very lower than the limit and not show in test report.

EUT	AP301	Date of Test	2020-11-26
Factor	BBHA 9120D	Temp. / Humidity	26.4°C/44.5%
Polarity	Horizontal	Site / Test Engineer	AC1 /Jay Chiu
Test Mode	Transmit by 802.11ac-VHT40 at Channel 5230MHz	Test Voltage	120V/60Hz

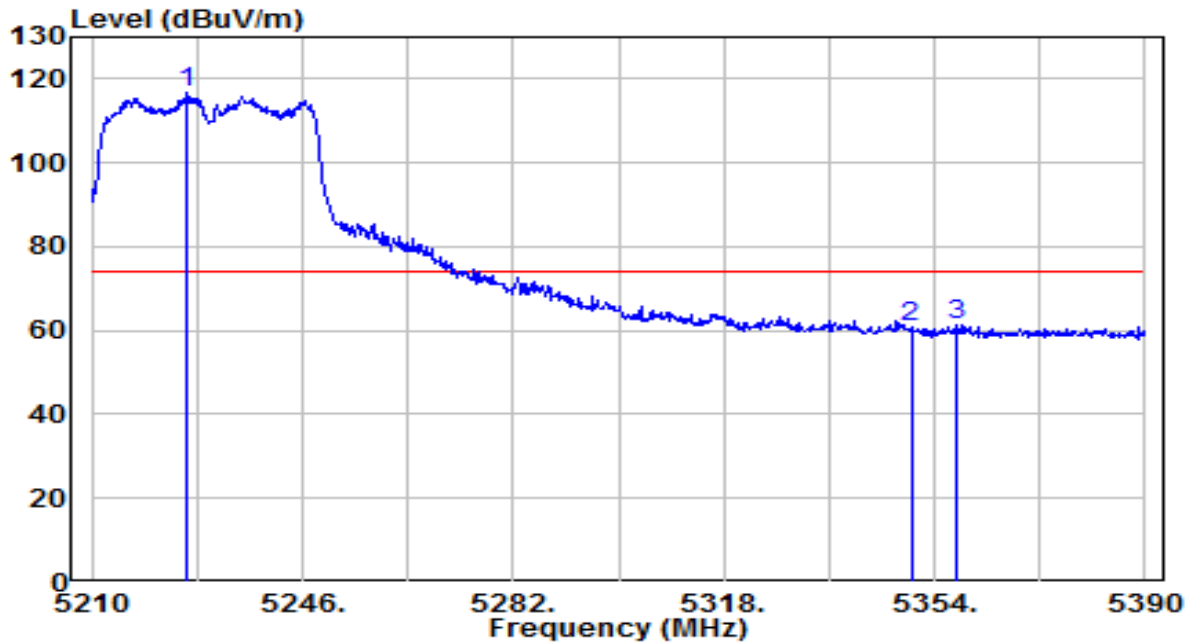


No	Frequency (MHz)	Reading (dBuV)	C.F (dB)	Measurement (dBuV/m)	Margin (dB)	Limit (dBuV/m)	Remark (QP/PK/AV)
1	* 5234.660	82.87	19.99	102.87	N/A	N/A	Average
2	5350.000	27.67	20.11	47.79	-6.21	54.00	Average
3	5353.640	27.73	20.12	47.85	-6.15	54.00	Average

Note:

1. " *", means this data is the worst emission level.
2. C.F (Correction Factor) = Antenna Factor (dB)+ Cable Loss (dB)– Preamplifier(dB)+16db attenuation.
3. Measurement(dBuV/m) = Reading(dBuV) + C.F (Correction Factor).
- 4.The emission levels of other frequencies are very lower than the limit and not show in test report.

EUT	AP301	Date of Test	2020-11-26
Factor	BBHA 9120D	Temp. / Humidity	26.4°C/44.5%
Polarity	Vertical	Site / Test Engineer	AC1 /Jay Chiu
Test Mode	Transmit by 802.11ac-VHT40 at Channel 5230MHz	Test Voltage	120V/60Hz

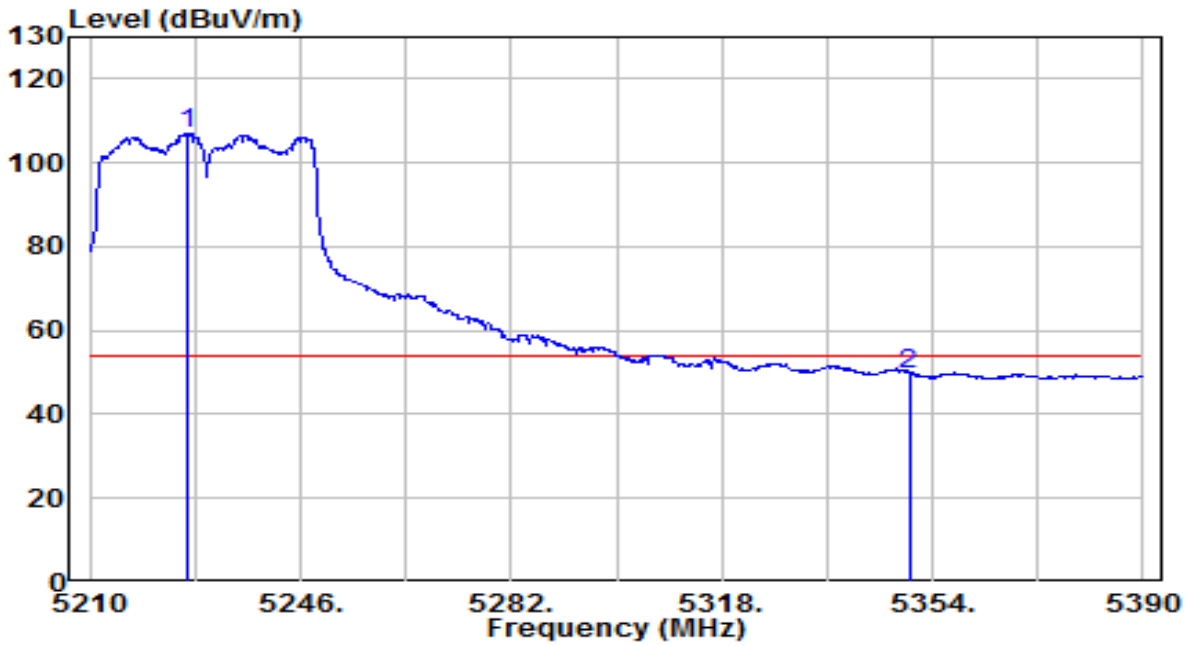


No	Frequency (MHz)	Reading (dBuV)	C.F (dB)	Measurement (dBuV/m)	Margin (dB)	Limit (dBuV/m)	Remark (QP/PK/AV)
1	* 5226.380	96.62	19.99	116.61	N/A	N/A	Peak
2	5350.000	40.50	20.11	60.61	-13.39	74.00	Peak
3	5357.960	41.04	20.12	61.16	-12.84	74.00	Peak

Note:

1. " *", means this data is the worst emission level.
2. C.F (Correction Factor) = Antenna Factor (dB)+ Cable Loss (dB)– Preamplifier(dB)+16db attenuation.
3. Measurement(dBuV/m) = Reading(dBuV) + C.F (Correction Factor).
- 4.The emission levels of other frequencies are very lower than the limit and not show in test report.

EUT	AP301	Date of Test	2020-11-26
Factor	BBHA 9120D	Temp. / Humidity	26.4°C/44.5%
Polarity	Vertical	Site / Test Engineer	AC1 /Jay Chiu
Test Mode	Transmit by 802.11ac-VHT40 at Channel 5230MHz	Test Voltage	120V/60Hz

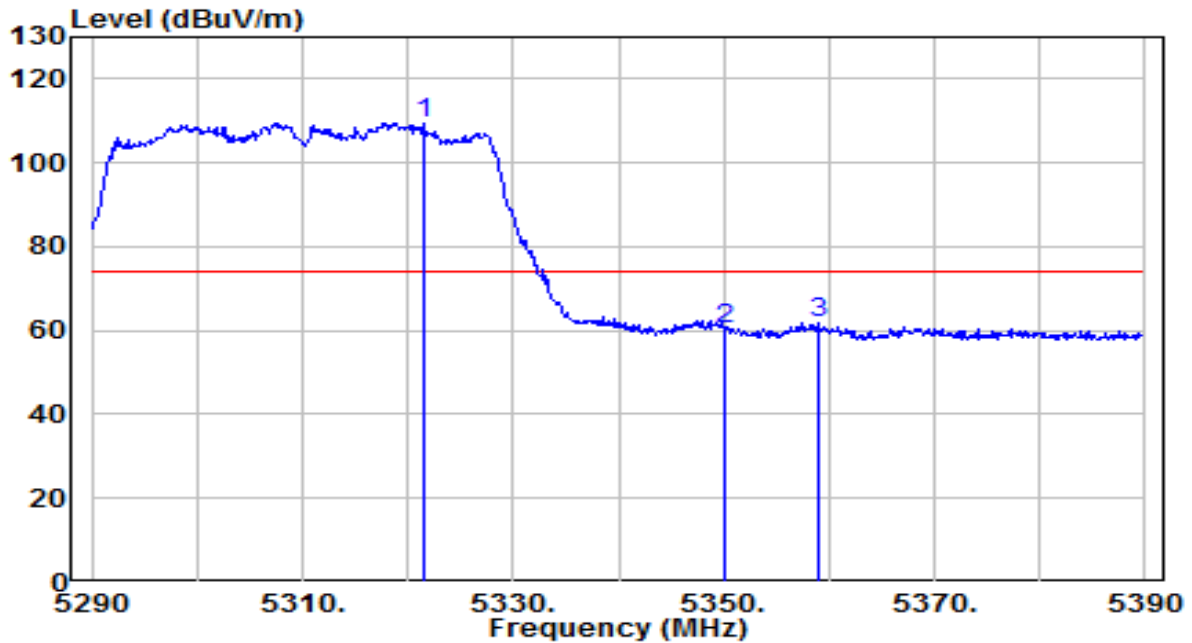


No	Frequency (MHz)	Reading (dBUV)	C.F (dB)	Measurement (dBUV/m)	Margin (dB)	Limit (dBUV/m)	Remark (QP/PK/AV)
1	* 5226.560	87.04	19.99	107.03	N/A	N/A	Average
2	5350.000	29.63	20.11	49.75	-4.25	54.00	Average

Note:

1. " *", means this data is the worst emission level.
2. C.F (Correction Factor) = Antenna Factor (dB)+ Cable Loss (dB)– Preamplifier(dB)+16db attenuation.
3. Measurement(dBuV/m) = Reading(dBuV) + C.F (Correction Factor).
- 4.The emission levels of other frequencies are very lower than the limit and not show in test report.

EUT	AP301	Date of Test	2020-11-26
Factor	BBHA 9120D	Temp. / Humidity	26.4°C/44.5%
Polarity	Horizontal	Site / Test Engineer	AC1 /Jay Chiu
Test Mode	Transmit by 802.11ac-VHT40 at Channel 5310MHz	Test Voltage	120V/60Hz

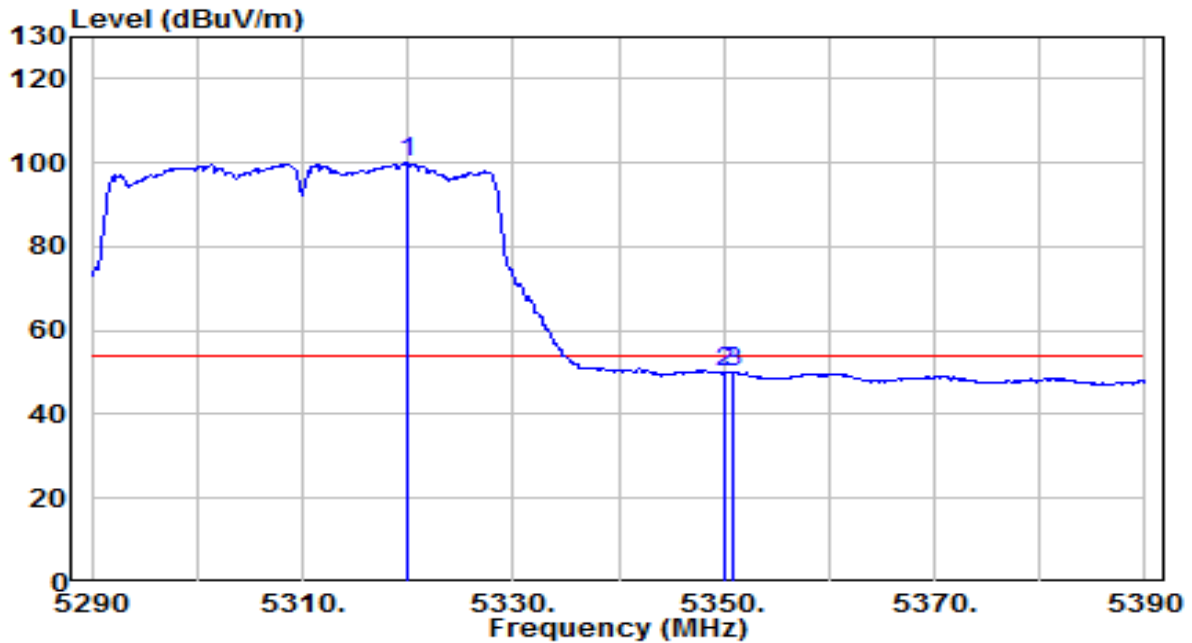


No	Frequency (MHz)	Reading (dBuV)	C.F (dB)	Measurement (dBuV/m)	Margin (dB)	Limit (dBuV/m)	Remark (QP/PK/AV)
1	* 5321.500	89.46	20.08	109.54	N/A	N/A	Peak
2	5350.000	40.35	20.11	60.47	-13.53	74.00	Peak
3	5358.900	41.53	20.12	61.65	-12.35	74.00	Peak

Note:

1. " *", means this data is the worst emission level.
2. C.F (Correction Factor) = Antenna Factor (dB)+ Cable Loss (dB)– Preamplifier(dB)+16db attenuation.
3. Measurement(dBuV/m) = Reading(dBuV) + C.F (Correction Factor).
- 4.The emission levels of other frequencies are very lower than the limit and not show in test report.

EUT	AP301	Date of Test	2020-11-26
Factor	BBHA 9120D	Temp. / Humidity	26.4°C/44.5%
Polarity	Horizontal	Site / Test Engineer	AC1 /Jay Chiu
Test Mode	Transmit by 802.11ac-VHT40 at Channel 5310MHz	Test Voltage	120V/60Hz

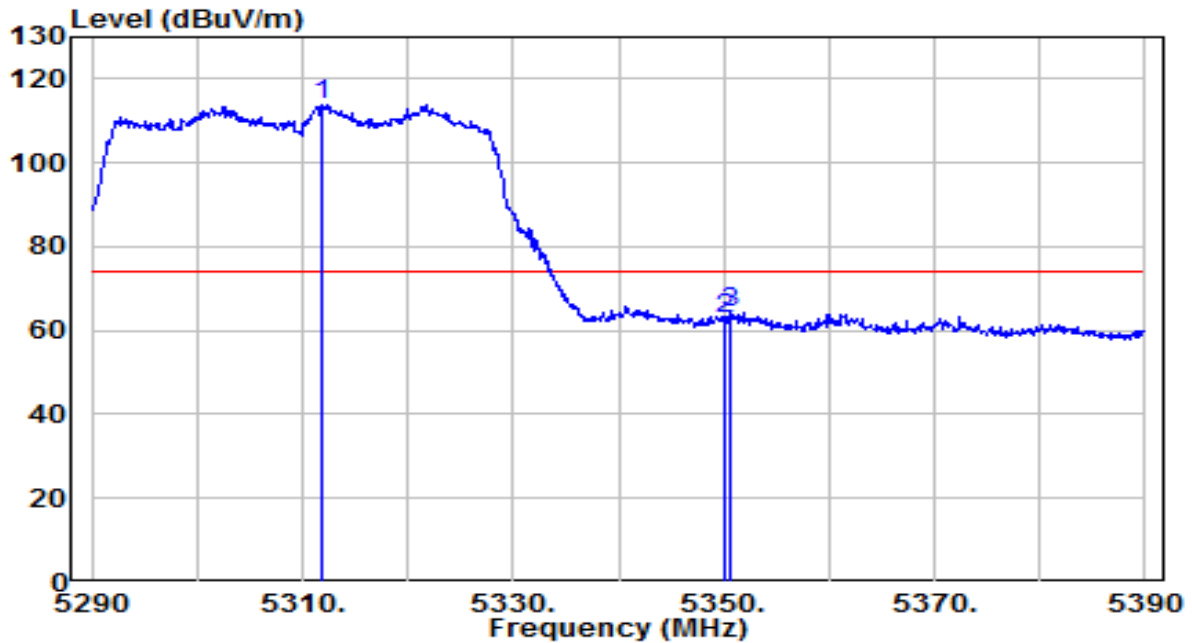


No	Frequency (MHz)	Reading (dBuV)	C.F (dB)	Measurement (dBuV/m)	Margin (dB)	Limit (dBuV/m)	Remark (QP/PK/AV)
1	* 5319.900	79.89	20.08	99.97	N/A	N/A	Average
2	5350.000	29.92	20.11	50.03	-3.97	54.00	Average
3	5350.900	30.07	20.11	50.19	-3.81	54.00	Average

Note:

1. " *", means this data is the worst emission level.
2. C.F (Correction Factor) = Antenna Factor (dB)+ Cable Loss (dB)– Preamplifier(dB)+16db attenuation.
3. Measurement(dBuV/m) = Reading(dBuV) + C.F (Correction Factor).
- 4.The emission levels of other frequencies are very lower than the limit and not show in test report.

EUT	AP301	Date of Test	2020-11-26
Factor	BBHA 9120D	Temp. / Humidity	26.4°C/44.5%
Polarity	Vertical	Site / Test Engineer	AC1 /Jay Chiu
Test Mode	Transmit by 802.11ac-VHT40 at Channel 5310MHz	Test Voltage	120V/60Hz

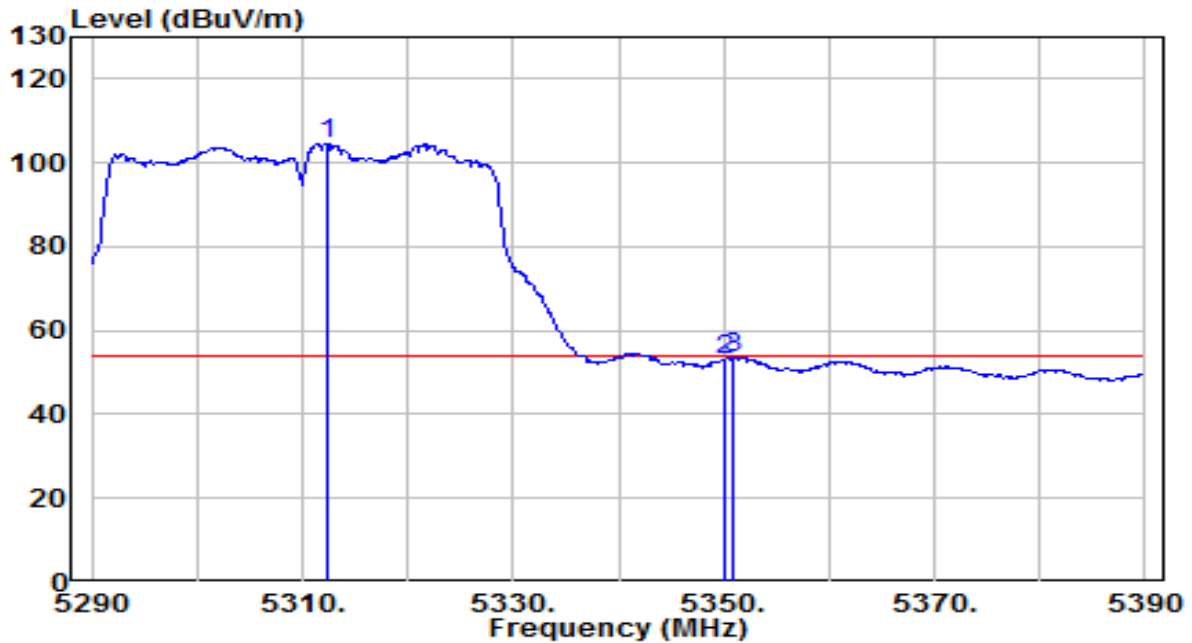


No	Frequency (MHz)	Reading (dBuV)	C.F (dB)	Measurement (dBuV/m)	Margin (dB)	Limit (dBuV/m)	Remark (QP/PK/AV)
1	* 5311.800	93.78	20.07	113.86	N/A	N/A	Peak
2	5350.000	42.85	20.11	62.96	-11.04	74.00	Peak
3	5350.700	44.35	20.11	64.47	-9.53	74.00	Peak

Note:

1. " *", means this data is the worst emission level.
2. C.F (Correction Factor) = Antenna Factor (dB)+ Cable Loss (dB)- Preamplifier(dB)+16db attenuation.
3. Measurement(dBuV/m) = Reading(dBuV) + C.F (Correction Factor).
- 4.The emission levels of other frequencies are very lower than the limit and not show in test report.

EUT	AP301	Date of Test	2020-11-26
Factor	BBHA 9120D	Temp. / Humidity	26.4°C/44.5%
Polarity	Vertical	Site / Test Engineer	AC1 /Jay Chiu
Test Mode	Transmit by 802.11ac-VHT40 at Channel 5310MHz	Test Voltage	120V/60Hz

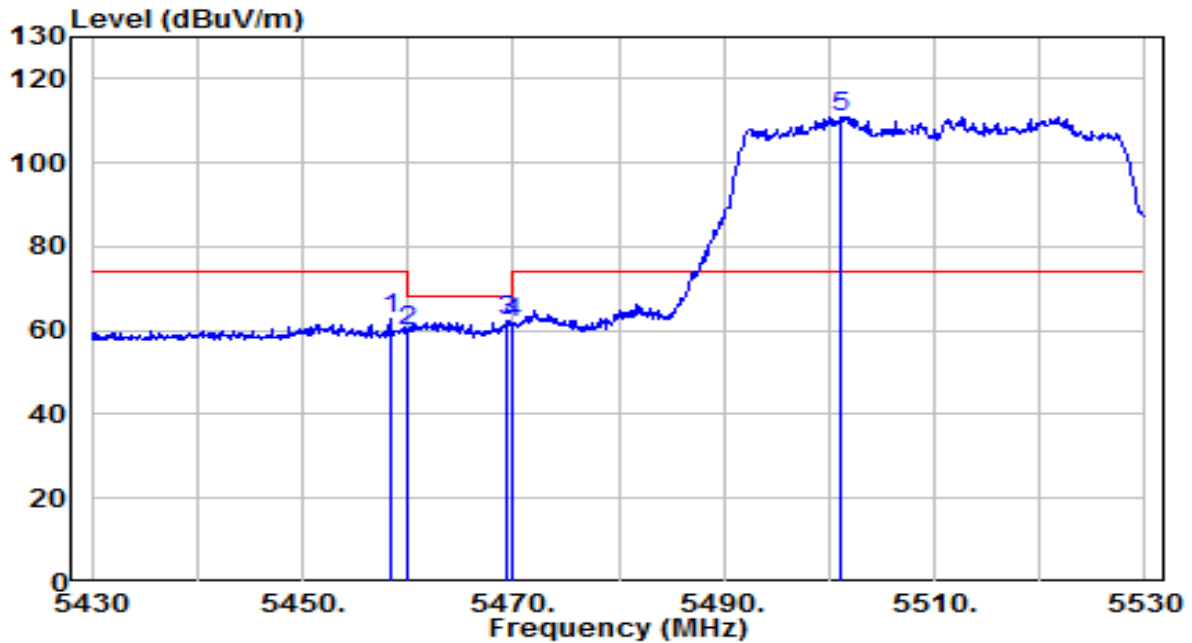


No	Frequency (MHz)	Reading (dBuV)	C.F (dB)	Measurement (dBuV/m)	Margin (dB)	Limit (dBuV/m)	Remark (QP/PK/AV)
1	* 5312.300	84.60	20.07	104.67	N/A	N/A	Average
2	5350.000	32.94	20.11	53.06	-0.94	54.00	Average
3	5351.000	33.53	20.12	53.65	-0.35	54.00	Average

Note:

1. " *", means this data is the worst emission level.
2. C.F (Correction Factor) = Antenna Factor (dB)+ Cable Loss (dB)– Preamplifier(dB)+16db attenuation.
3. Measurement(dBuV/m) = Reading(dBuV) + C.F (Correction Factor).
- 4.The emission levels of other frequencies are very lower than the limit and not show in test report.

EUT	AP301	Date of Test	2020-11-26
Factor	BBHA 9120D	Temp. / Humidity	26.4°C/44.5%
Polarity	Horizontal	Site / Test Engineer	AC1 /Jay Chiu
Test Mode	Transmit by 802.11ac-VHT40 at Channel 5510MHz	Test Voltage	120V/60Hz

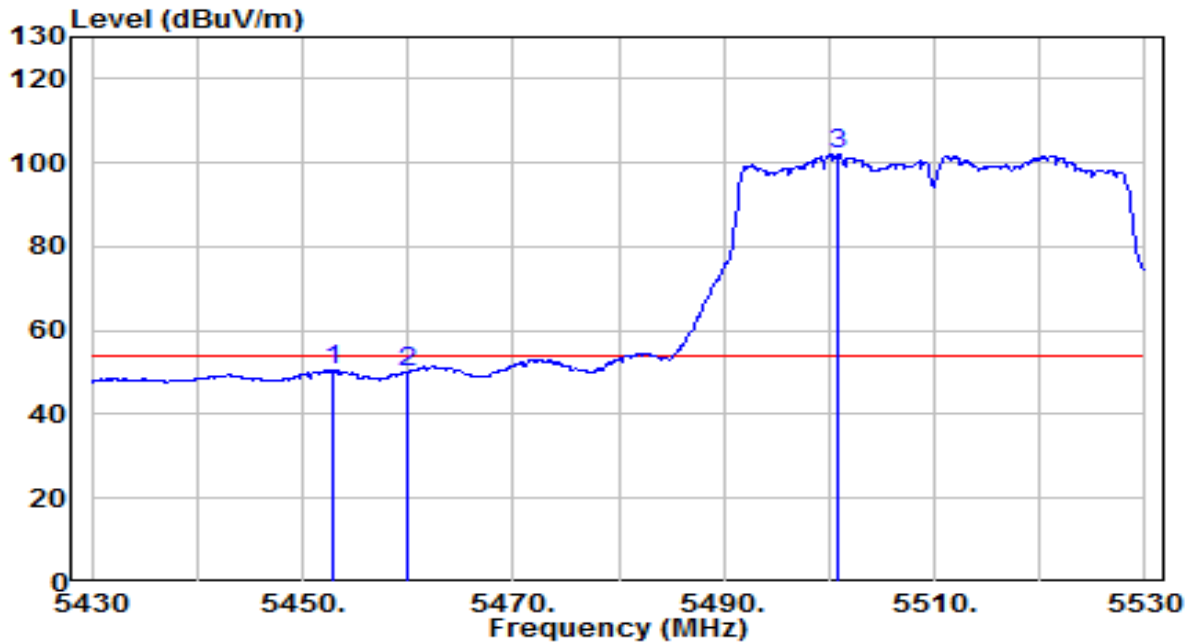


No	Frequency (MHz)	Reading (dBuV)	C.F (dB)	Measurement (dBuV/m)	Margin (dB)	Limit (dBuV/m)	Remark (QP/PK/AV)
1	5458.300	42.49	20.23	62.72	-11.28	74.00	Peak
2	5460.000	39.86	20.23	60.09	-8.11	68.20	Peak
3	5469.500	42.22	20.24	62.45	-5.75	68.20	Peak
4	5470.000	41.82	20.24	62.05	-6.15	68.20	Peak
5	* 5501.100	90.70	20.27	110.97	N/A	N/A	Peak

Note:

1. " *", means this data is the worst emission level.
2. C.F (Correction Factor) = Antenna Factor (dB)+ Cable Loss (dB)– Preamplifier(dB)+16db attenuation.
3. Measurement(dBuV/m) = Reading(dBuV) + C.F (Correction Factor).
- 4.The emission levels of other frequencies are very lower than the limit and not show in test report.

EUT	AP301	Date of Test	2020-11-26
Factor	BBHA 9120D	Temp. / Humidity	26.4°C/44.5%
Polarity	Horizontal	Site / Test Engineer	AC1 /Jay Chiu
Test Mode	Transmit by 802.11ac-VHT40 at Channel 5510MH	Test Voltage	120V/60Hz

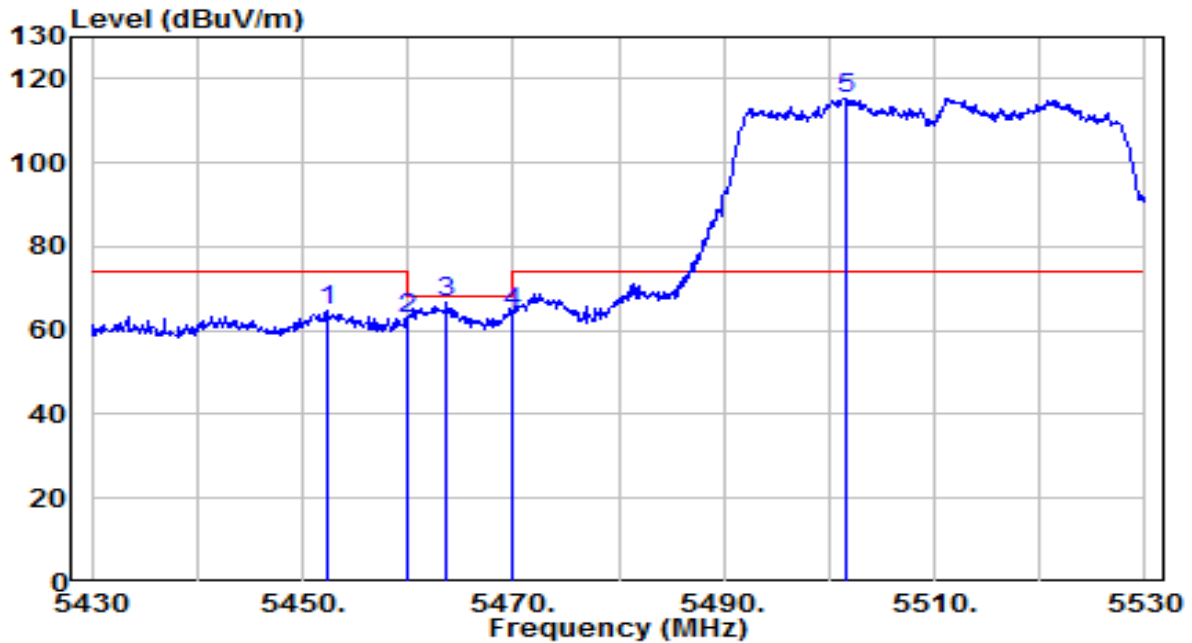


No	Frequency (MHz)	Reading (dBuV)	C.F (dB)	Measurement (dBuV/m)	Margin (dB)	Limit (dBuV/m)	Remark (QP/PK/AV)
1	5452.800	30.24	20.22	50.46	-3.54	54.00	Average
2	5460.000	29.67	20.23	49.90	-4.10	54.00	Average
3	* 5500.900	81.65	20.27	101.92	N/A	N/A	Average

Note:

1. " *", means this data is the worst emission level.
2. C.F (Correction Factor) = Antenna Factor (dB)+ Cable Loss (dB)– Preamplifier(dB)+16db attenuation.
3. Measurement(dBuV/m) = Reading(dBuV) + C.F (Correction Factor).
- 4.The emission levels of other frequencies are very lower than the limit and not show in test report.

EUT	AP301	Date of Test	2020-11-26
Factor	BBHA 9120D	Temp. / Humidity	26.4°C/44.5%
Polarity	Vertical	Site / Test Engineer	AC1 /Jay Chiu
Test Mode	Transmit by 802.11ac-VHT40 at Channel 5510MHz	Test Voltage	120V/60Hz

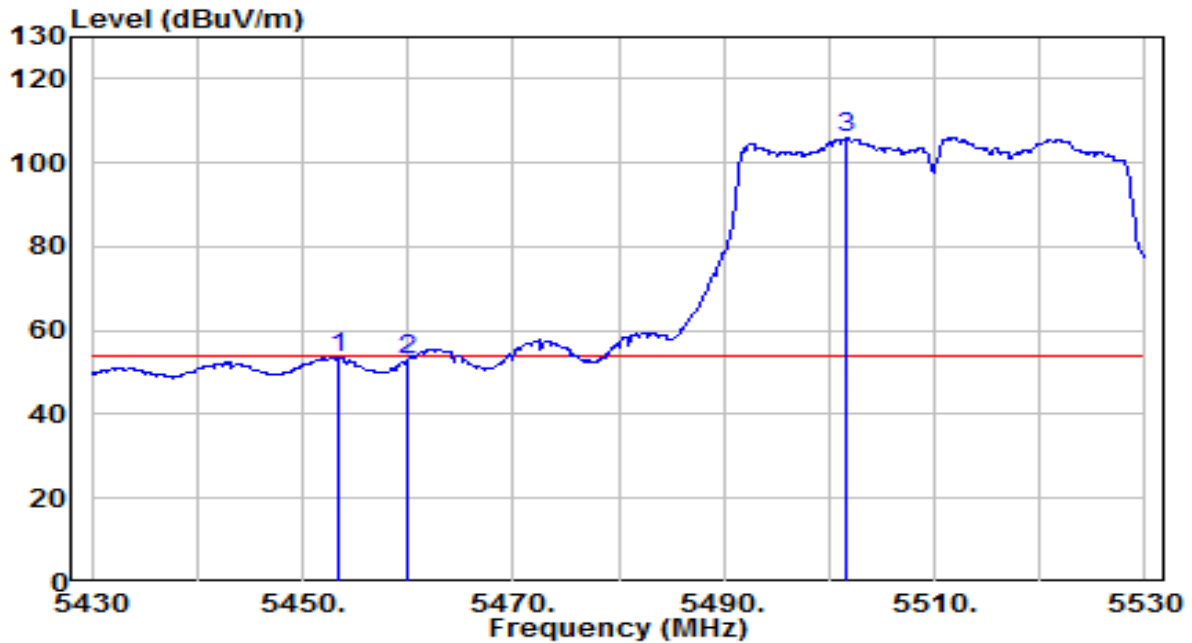


No	Frequency (MHz)	Reading (dBuV)	C.F (dB)	Measurement (dBuV/m)	Margin (dB)	Limit (dBuV/m)	Remark (QP/PK/AV)
1	5452.300	44.52	20.22	64.74	-9.26	74.00	Peak
2	5460.000	42.72	20.23	62.95	-5.25	68.20	Peak
3	5463.700	46.28	20.23	66.52	-1.68	68.20	Peak
4	5470.000	43.95	20.24	64.19	-4.01	68.20	Peak
5	* 5501.500	95.25	20.27	115.52	N/A	N/A	Peak

Note:

1. " *", means this data is the worst emission level.
2. C.F (Correction Factor) = Antenna Factor (dB)+ Cable Loss (dB)– Preamplifier(dB)+16db attenuation.
3. Measurement(dBuV/m) = Reading(dBuV) + C.F (Correction Factor).
- 4.The emission levels of other frequencies are very lower than the limit and not show in test report.

EUT	AP301	Date of Test	2020-11-26
Factor	BBHA 9120D	Temp. / Humidity	26.4°C/44.5%
Polarity	Vertical	Site / Test Engineer	AC1 /Jay Chiu
Test Mode	Transmit by 802.11ac-VHT40 at Channel 5510MHz	Test Voltage	120V/60Hz

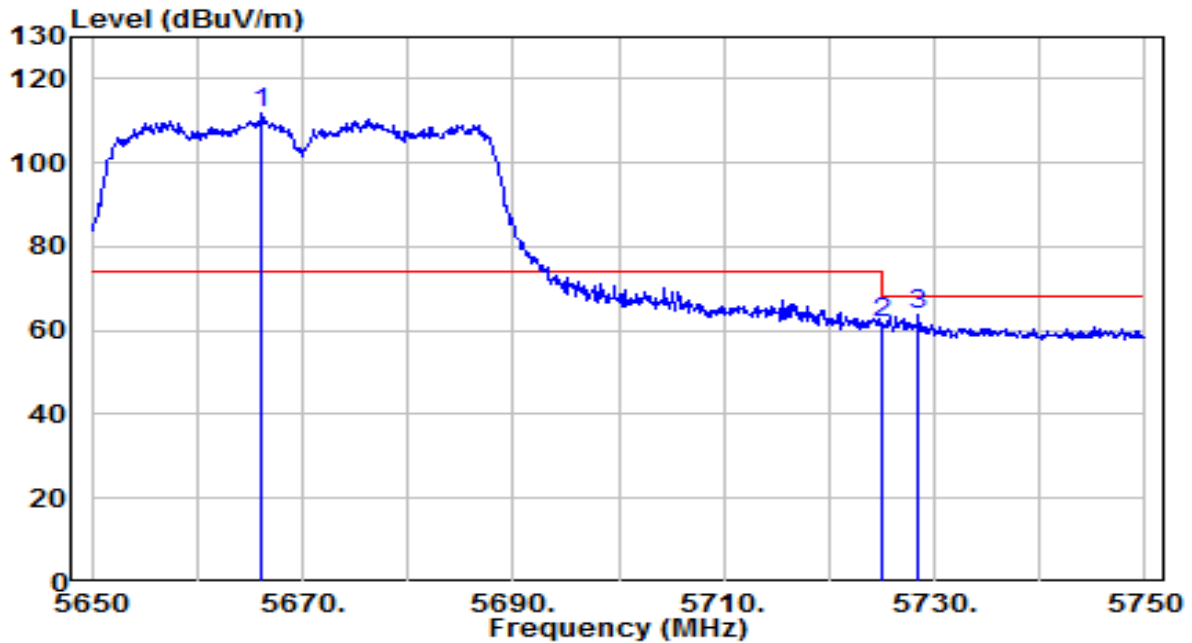


No	Frequency (MHz)	Reading (dBuV)	C.F (dB)	Measurement (dBuV/m)	Margin (dB)	Limit (dBuV/m)	Remark (QP/PK/AV)
1	5453.400	33.38	20.22	53.60	-0.40	54.00	Average
2	5460.000	32.82	20.23	53.05	-0.95	54.00	Average
3	* 5501.700	85.59	20.28	105.87	N/A	N/A	Average

Note:

1. " *", means this data is the worst emission level.
2. C.F (Correction Factor) = Antenna Factor (dB)+ Cable Loss (dB)– Preamplifier(dB)+16db attenuation.
3. Measurement(dBuV/m) = Reading(dBuV) + C.F (Correction Factor).
- 4.The emission levels of other frequencies are very lower than the limit and not show in test report.

EUT	AP301	Date of Test	2020-11-26
Factor	BBHA 9120D	Temp. / Humidity	26.4°C/44.5%
Polarity	Horizontal	Site / Test Engineer	AC1 /Jay Chiu
Test Mode	Transmit by 802.11ac-VHT40 at Channel 5670MHz	Test Voltage	120V/60Hz

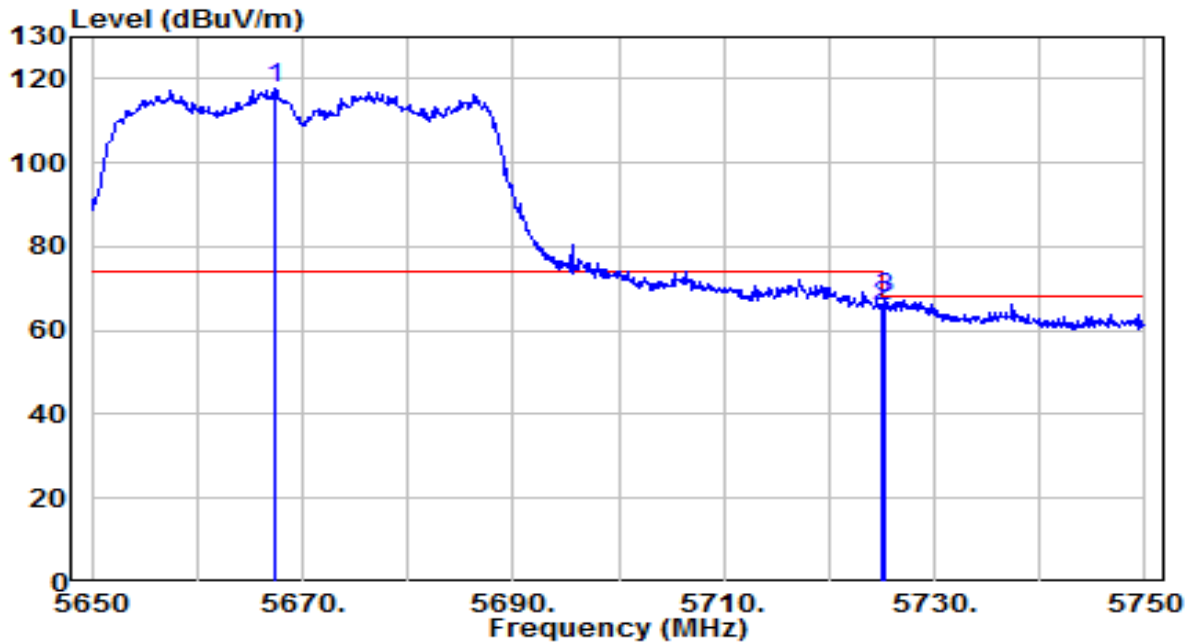


No	Frequency (MHz)	Reading (dBuV)	C.F (dB)	Measurement (dBuV/m)	Margin (dB)	Limit (dBuV/m)	Remark (QP/PK/AV)
1	* 5666.200	90.90	20.81	111.71	N/A	N/A	Peak
2	5725.000	40.76	21.00	61.76	-6.44	68.20	Peak
3	5728.400	42.98	21.01	63.99	-4.21	68.20	Peak

Note:

1. " *", means this data is the worst emission level.
2. C.F (Correction Factor) = Antenna Factor (dB)+ Cable Loss (dB)– Preamplifier(dB)+16db attenuation.
3. Measurement(dBuV/m) = Reading(dBuV) + C.F (Correction Factor).
- 4.The emission levels of other frequencies are very lower than the limit and not show in test report.

EUT	AP301	Date of Test	2020-11-26
Factor	BBHA 9120D	Temp. / Humidity	26.4°C/44.5%
Polarity	Vertical	Site / Test Engineer	AC1 /Jay Chiu
Test Mode	Transmit by 802.11ac-VHT40 at Channel 5670MHz	Test Voltage	120V/60Hz

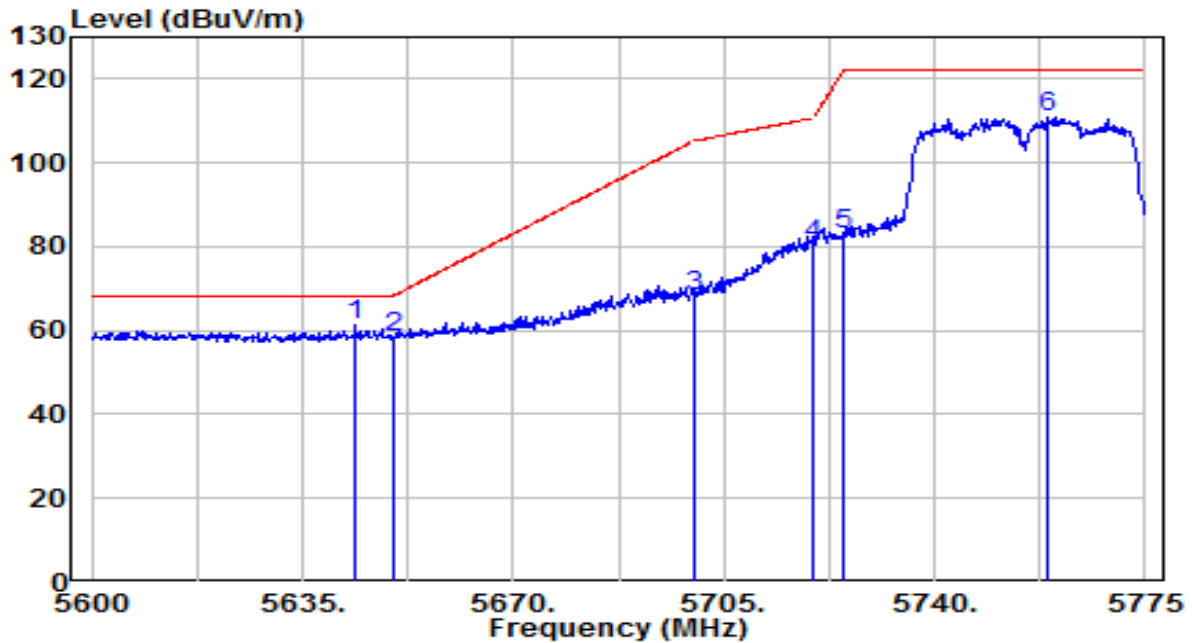


No	Frequency (MHz)	Reading (dBuV)	C.F (dB)	Measurement (dBuV/m)	Margin (dB)	Limit (dBuV/m)	Remark (QP/PK/AV)
1	* 5667.300	96.72	20.81	117.53	N/A	N/A	Peak
2	5725.000	44.62	21.00	65.62	-2.58	68.20	Peak
3	5725.200	46.63	21.00	67.63	-0.57	68.20	Peak

Note:

1. " *", means this data is the worst emission level.
2. C.F (Correction Factor) = Antenna Factor (dB)+ Cable Loss (dB)– Preamplifier(dB)+16db attenuation.
3. Measurement(dBuV/m) = Reading(dBuV) + C.F (Correction Factor).
- 4.The emission levels of other frequencies are very lower than the limit and not show in test report.

EUT	AP301	Date of Test	2020-11-26
Factor	BBHA 9120D	Temp. / Humidity	26.4°C/44.5%
Polarity	Horizontal	Site / Test Engineer	AC1 /Jay Chiu
Test Mode	Transmit by 802.11ac-VHT40 at Channel 5755MHz	Test Voltage	120V/60Hz

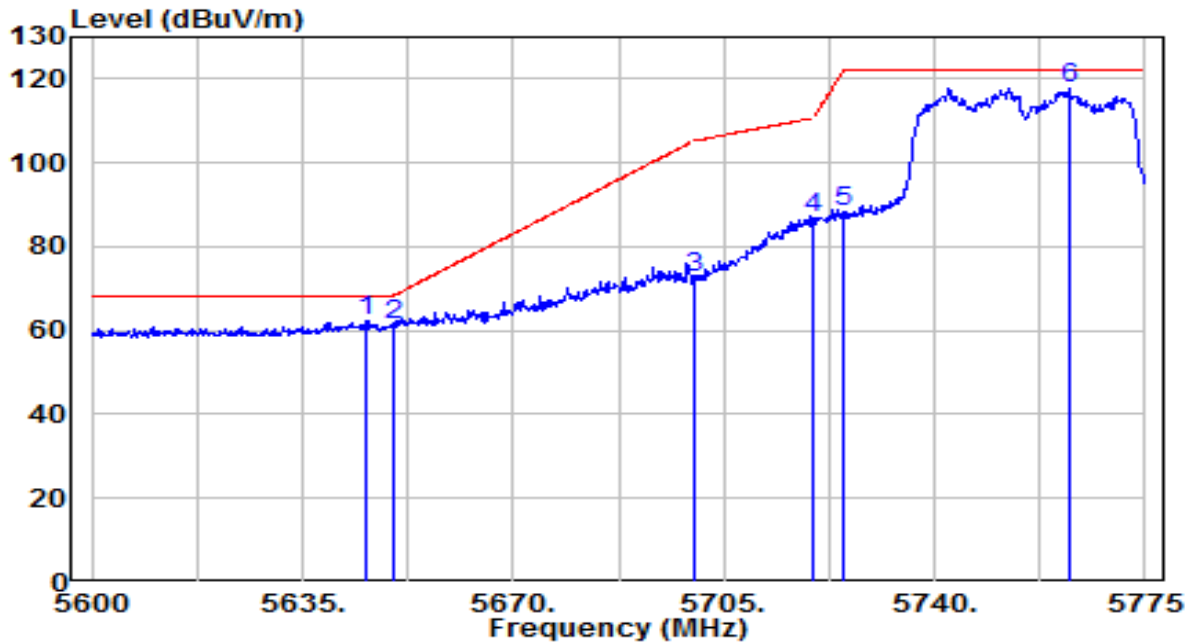


No	Frequency (MHz)	Reading (dBuV)	C.F (dB)	Measurement (dBuV/m)	Margin (dB)	Limit (dBuV/m)	Remark (QP/PK/AV)
1	* 5643.750	40.35	20.74	61.08	-7.12	68.20	Peak
2	5650.000	37.79	20.76	58.55	-9.65	68.20	Peak
3	5700.000	47.48	20.92	68.40	-36.80	105.20	Peak
4	5720.000	59.57	20.98	80.56	-30.24	110.80	Peak
5	5725.000	61.80	21.00	82.80	-39.40	122.20	Peak
6	5758.900	89.80	21.11	110.91	N/A	N/A	Peak

Note:

1. " *", means this data is the worst emission level.
2. C.F (Correction Factor) = Antenna Factor (dB)+ Cable Loss (dB)– Preamplifier(dB)+16db attenuation.
3. Measurement(dBuV/m) = Reading(dBuV) + C.F (Correction Factor).
- 4.The emission levels of other frequencies are very lower than the limit and not show in test report.

EUT	AP301	Date of Test	2020-11-26
Factor	BBHA 9120D	Temp. / Humidity	26.4°C/44.5%
Polarity	Vertical	Site / Test Engineer	AC1 /Jay Chiu
Test Mode	Transmit by 802.11ac-VHT40 at Channel 5755MHz	Test Voltage	120V/60Hz

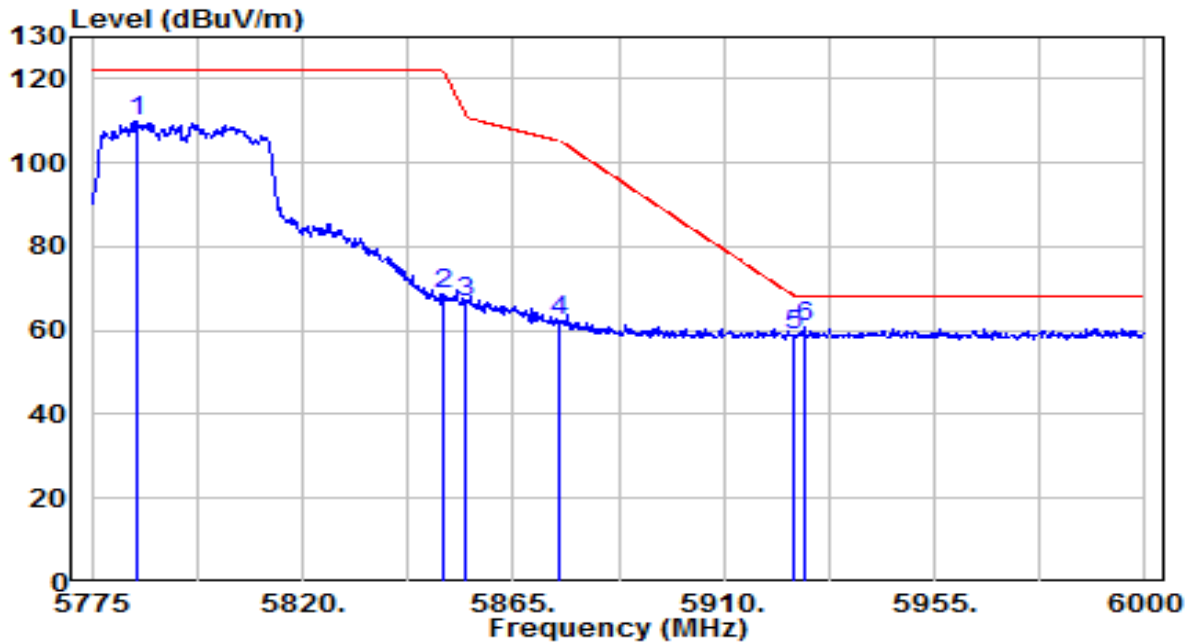


No	Frequency (MHz)	Reading (dBuV)	C.F (dB)	Measurement (dBuV/m)	Margin (dB)	Limit (dBuV/m)	Remark (QP/PK/AV)
1	5645.675	41.57	20.74	62.32	-5.88	68.20	Peak
2	5650.000	40.61	20.76	61.37	-6.83	68.20	Peak
3	5700.000	51.67	20.92	72.59	-32.61	105.20	Peak
4	5720.000	65.70	20.98	86.68	-24.12	110.80	Peak
5	5725.000	67.16	21.00	88.16	-34.04	122.20	Peak
6	* 5762.400	96.49	21.12	117.61	N/A	N/A	Peak

Note:

1. " *", means this data is the worst emission level.
2. C.F (Correction Factor) = Antenna Factor (dB)+ Cable Loss (dB)– Preamplifier(dB)+16db attenuation.
3. Measurement(dBuV/m) = Reading(dBuV) + C.F (Correction Factor).
- 4.The emission levels of other frequencies are very lower than the limit and not show in test report.

EUT	AP301	Date of Test	2020-11-26
Factor	BBHA 9120D	Temp. / Humidity	26.4°C/44.5%
Polarity	Horizontal	Site / Test Engineer	AC1 /Jay Chiu
Test Mode	Transmit by 802.11ac-VHT40 at Channel 5795MHz	Test Voltage	120V/60Hz

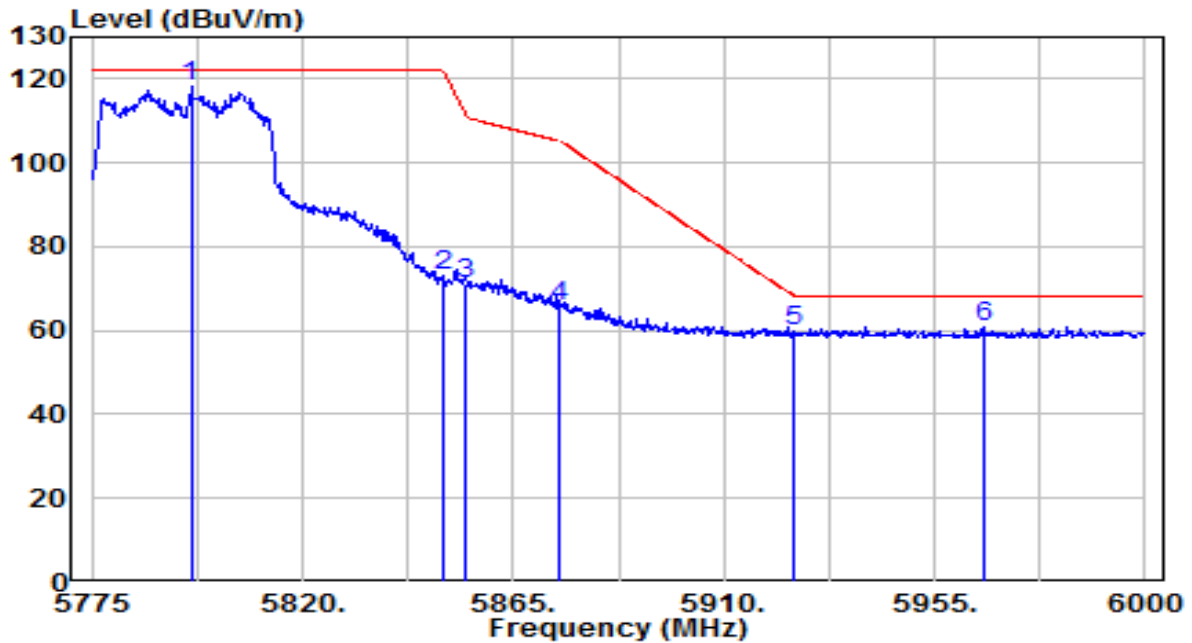


No	Frequency (MHz)	Reading (dBuV)	C.F (dB)	Measurement (dBuV/m)	Margin (dB)	Limit (dBuV/m)	Remark (QP/PK/AV)
1	5784.900	88.79	21.19	109.99	N/A	N/A	Peak
2	5850.000	47.16	21.40	68.56	-53.64	122.20	Peak
3	5855.000	45.50	21.42	66.92	-43.88	110.80	Peak
4	5875.000	40.65	21.49	62.14	-43.06	105.20	Peak
5	5925.000	37.41	21.65	59.05	-9.15	68.20	Peak
6	* 5927.100	39.06	21.65	60.72	-7.48	68.20	Peak

Note:

1. " *", means this data is the worst emission level.
2. C.F (Correction Factor) = Antenna Factor (dB)+ Cable Loss (dB)– Preamplifier(dB)+16db attenuation.
3. Measurement(dBuV/m) = Reading(dBuV) + C.F (Correction Factor).
- 4.The emission levels of other frequencies are very lower than the limit and not show in test report.

EUT	AP301	Date of Test	2020-11-26
Factor	BBHA 9120D	Temp. / Humidity	26.4°C/44.5%
Polarity	Vertical	Site / Test Engineer	AC1 /Jay Chiu
Test Mode	Transmit by 802.11ac-VHT40 at Channel 5795MHz	Test Voltage	120V/60Hz

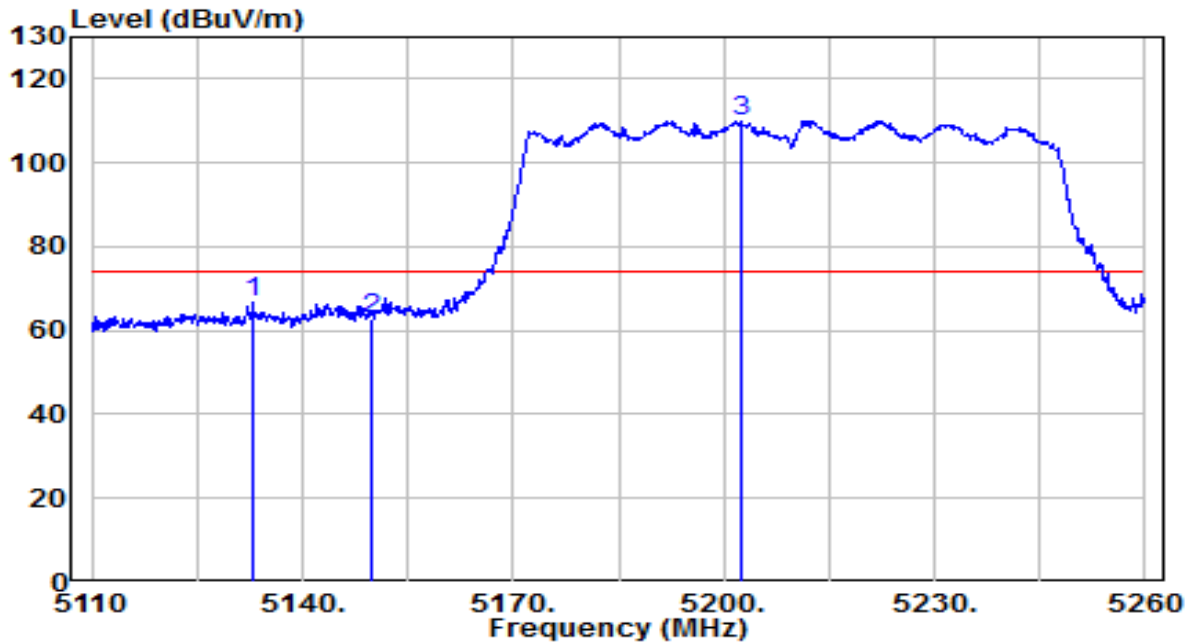


No	Frequency (MHz)	Reading (dBuV)	C.F (dB)	Measurement (dBuV/m)	Margin (dB)	Limit (dBuV/m)	Remark (QP/PK/AV)
1	* 5796.150	96.83	21.23	118.06	N/A	N/A	Peak
2	5850.000	51.71	21.40	73.11	-49.09	122.20	Peak
3	5855.000	49.88	21.42	71.30	-39.50	110.80	Peak
4	5875.000	44.26	21.49	65.75	-39.45	105.20	Peak
5	5925.000	38.10	21.65	59.74	-8.46	68.20	Peak
6	5965.800	39.15	21.78	60.93	-7.27	68.20	Peak

Note:

1. " *", means this data is the worst emission level.
2. C.F (Correction Factor) = Antenna Factor (dB)+ Cable Loss (dB)– Preamplifier(dB)+16db attenuation.
3. Measurement(dBuV/m) = Reading(dBuV) + C.F (Correction Factor).
- 4.The emission levels of other frequencies are very lower than the limit and not show in test report.

EUT	AP301	Date of Test	2020-11-26
Factor	BBHA 9120D	Temp. / Humidity	26.4°C/44.5%
Polarity	Horizontal	Site / Test Engineer	AC1 /Jay Chiu
Test Mode	Transmit by 802.11ac-VHT80 at Channel 5210MHz	Test Voltage	120V/60Hz

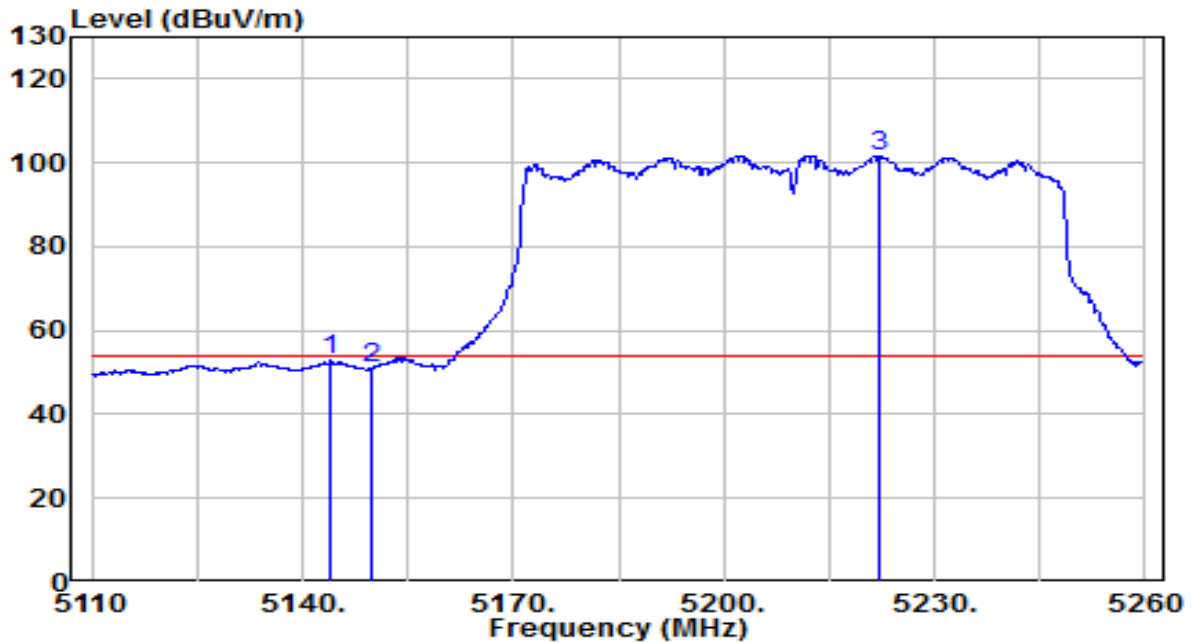


No	Frequency (MHz)	Reading (dBuV)	C.F (dB)	Measurement (dBuV/m)	Margin (dB)	Limit (dBuV/m)	Remark (QP/PK/AV)
1	5132.950	46.92	19.89	66.81	-7.19	74.00	Peak
2	5150.000	43.10	19.91	63.01	-10.99	74.00	Peak
3	* 5202.400	89.98	19.96	109.94	N/A	N/A	Peak

Note:

1. " *", means this data is the worst emission level.
2. C.F (Correction Factor) = Antenna Factor (dB)+ Cable Loss (dB)– Preamplifier(dB)+16db attenuation.
3. Measurement(dBuV/m) = Reading(dBuV) + C.F (Correction Factor).
- 4.The emission levels of other frequencies are very lower than the limit and not show in test report.

EUT	AP301	Date of Test	2020-11-26
Factor	BBHA 9120D	Temp. / Humidity	26.4°C/44.5%
Polarity	Horizontal	Site / Test Engineer	AC1 /Jay Chiu
Test Mode	Transmit by 802.11ac-VHT80 at Channel 5210MHz	Test Voltage	120V/60Hz

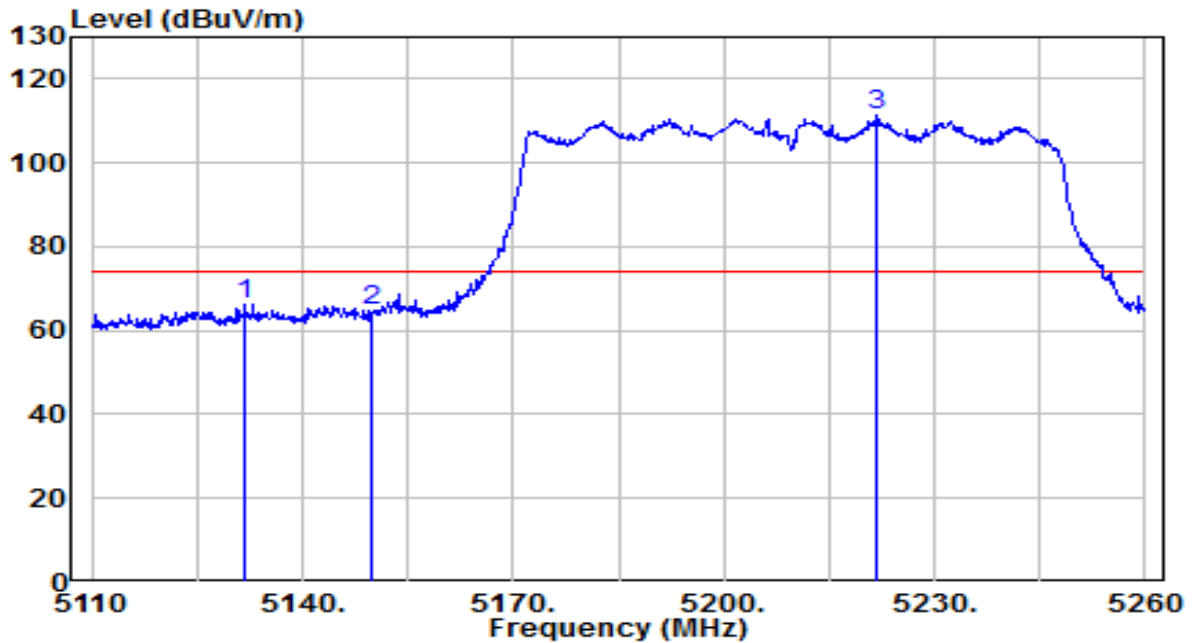


No	Frequency (MHz)	Reading (dBuV)	C.F (dB)	Measurement (dBuV/m)	Margin (dB)	Limit (dBuV/m)	Remark (QP/PK/AV)
1	5144.050	32.89	19.90	52.79	-1.21	54.00	Average
2	5150.000	31.04	19.91	50.94	-3.06	54.00	Average
3	* 5222.200	81.75	19.98	101.74	N/A	N/A	Average

Note:

1. " *", means this data is the worst emission level.
2. C.F (Correction Factor) = Antenna Factor (dB)+ Cable Loss (dB)– Preamplifier(dB)+16db attenuation.
3. Measurement(dBuV/m) = Reading(dBuV) + C.F (Correction Factor).
- 4.The emission levels of other frequencies are very lower than the limit and not show in test report.

EUT	AP301	Date of Test	2020-11-26
Factor	BBHA 9120D	Temp. / Humidity	26.4°C/44.5%
Polarity	Vertical	Site / Test Engineer	AC1 /Jay Chiu
Test Mode	Transmit by 802.11ac-VHT80 at Channel 5210MHz	Test Voltage	120V/60Hz

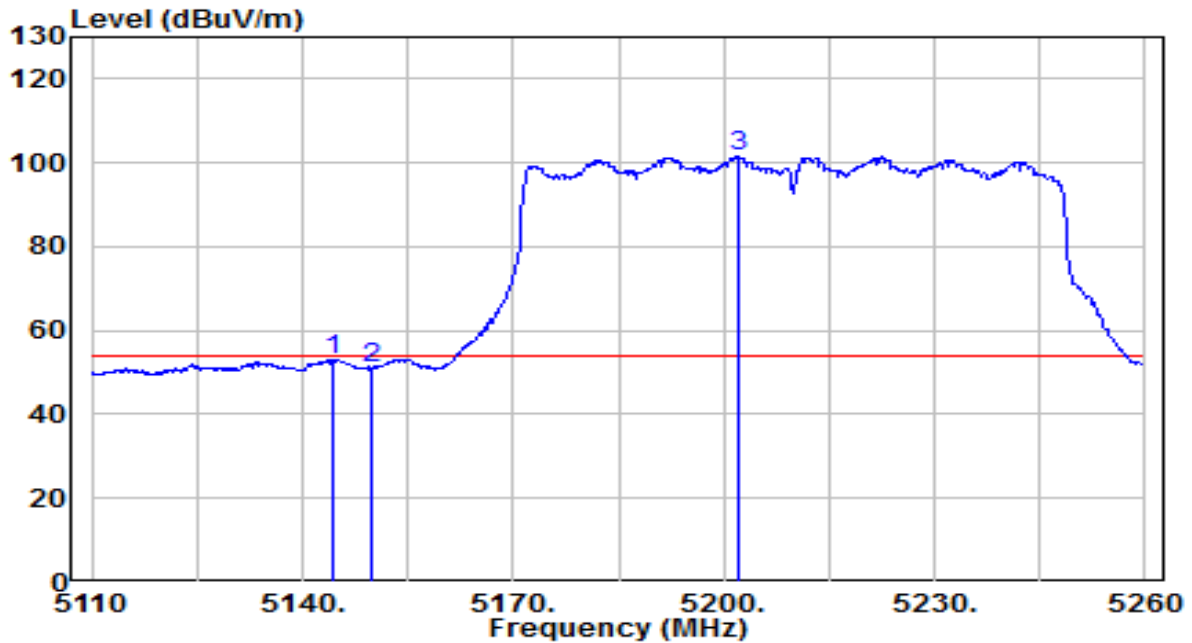


No	Frequency (MHz)	Reading (dBuV)	C.F (dB)	Measurement (dBuV/m)	Margin (dB)	Limit (dBuV/m)	Remark (QP/PK/AV)
1	5131.750	46.51	19.89	66.40	-7.60	74.00	Peak
2	5150.000	44.82	19.91	64.72	-9.28	74.00	Peak
3	* 5221.750	91.50	19.98	111.48	N/A	N/A	Peak

Note:

1. " *", means this data is the worst emission level.
2. C.F (Correction Factor) = Antenna Factor (dB)+ Cable Loss (dB)– Preamplifier(dB)+16db attenuation.
3. Measurement(dBuV/m) = Reading(dBuV) + C.F (Correction Factor).
- 4.The emission levels of other frequencies are very lower than the limit and not show in test report.

EUT	AP301	Date of Test	2020-11-26
Factor	BBHA 9120D	Temp. / Humidity	26.4°C/44.5%
Polarity	Vertical	Site / Test Engineer	AC1 /Jay Chiu
Test Mode	Transmit by 802.11ac-VHT80 at Channel 5210MHz	Test Voltage	120V/60Hz

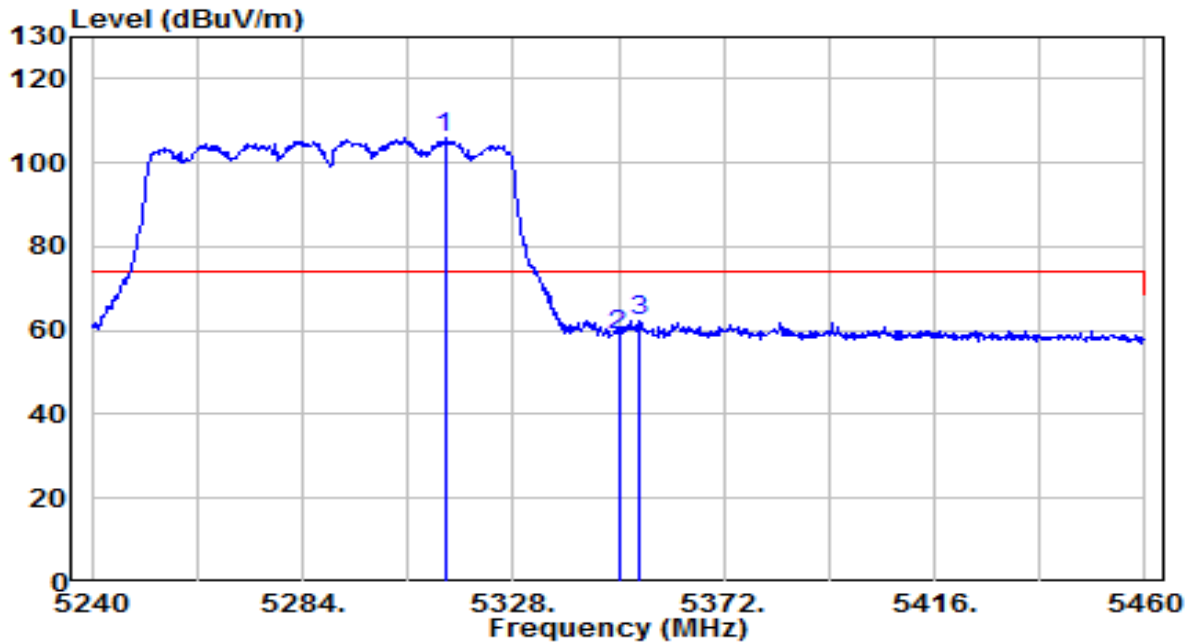


No	Frequency (MHz)	Reading (dBuV)	C.F (dB)	Measurement (dBuV/m)	Margin (dB)	Limit (dBuV/m)	Remark (QP/PK/AV)
1	5144.500	33.32	19.90	53.22	-0.78	54.00	Average
2	5150.000	31.21	19.91	51.12	-2.88	54.00	Average
3	* 5202.100	81.40	19.96	101.36	N/A	N/A	Average

Note:

1. " *", means this data is the worst emission level.
2. C.F (Correction Factor) = Antenna Factor (dB)+ Cable Loss (dB)– Preamplifier(dB)+16db attenuation.
3. Measurement(dBuV/m) = Reading(dBuV) + C.F (Correction Factor).
- 4.The emission levels of other frequencies are very lower than the limit and not show in test report.

EUT	AP301	Date of Test	2020-11-26
Factor	BBHA 9120D	Temp. / Humidity	26.4°C/44.5%
Polarity	Horizontal	Site / Test Engineer	AC1 /Jay Chiu
Test Mode	Transmit by 802.11ac-VHT80 at Channel 5290MHz	Test Voltage	120V/60Hz

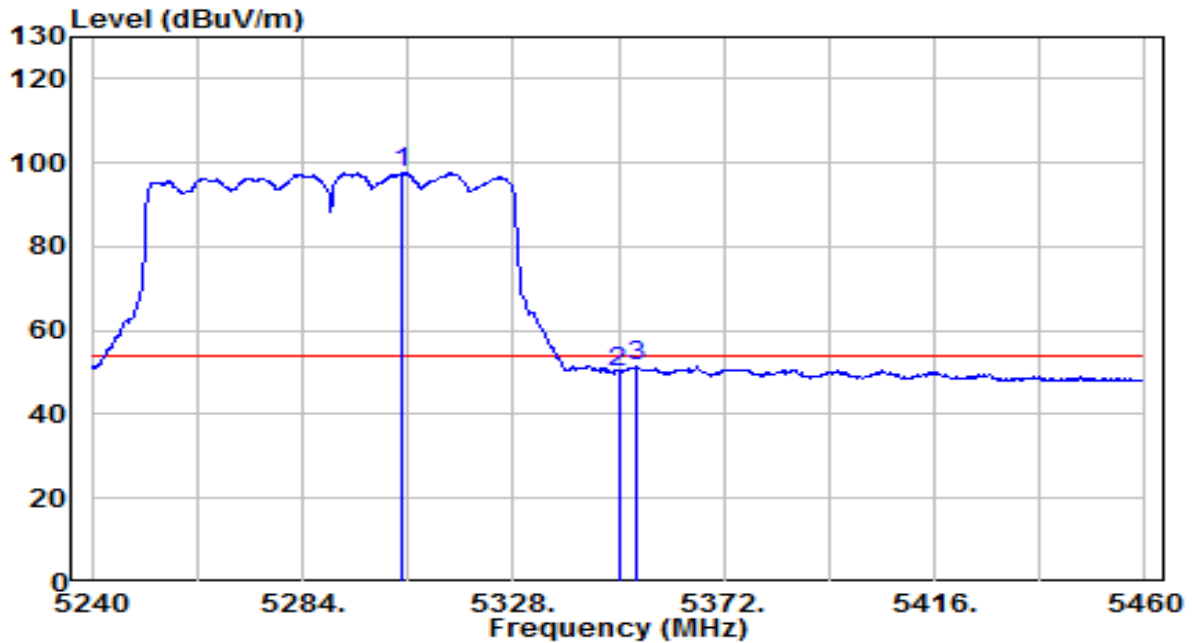


No	Frequency (MHz)	Reading (dBuV)	C.F (dB)	Measurement (dBuV/m)	Margin (dB)	Limit (dBuV/m)	Remark (QP/PK/AV)
1	* 5313.700	85.88	20.08	105.96	N/A	N/A	Peak
2	5350.000	38.87	20.11	58.98	-15.02	74.00	Peak
3	5354.400	42.17	20.12	62.28	-11.72	74.00	Peak

Note:

1. " *", means this data is the worst emission level.
2. C.F (Correction Factor) = Antenna Factor (dB)+ Cable Loss (dB)– Preamplifier(dB)+16db attenuation.
3. Measurement(dBuV/m) = Reading(dBuV) + C.F (Correction Factor).
- 4.The emission levels of other frequencies are very lower than the limit and not show in test report.

EUT	AP301	Date of Test	2020-11-26
Factor	BBHA 9120D	Temp. / Humidity	26.4°C/44.5%
Polarity	Horizontal	Site / Test Engineer	AC1 /Jay Chiu
Test Mode	Transmit by 802.11ac-VHT80 at Channel 5290MHz	Test Voltage	120V/60Hz

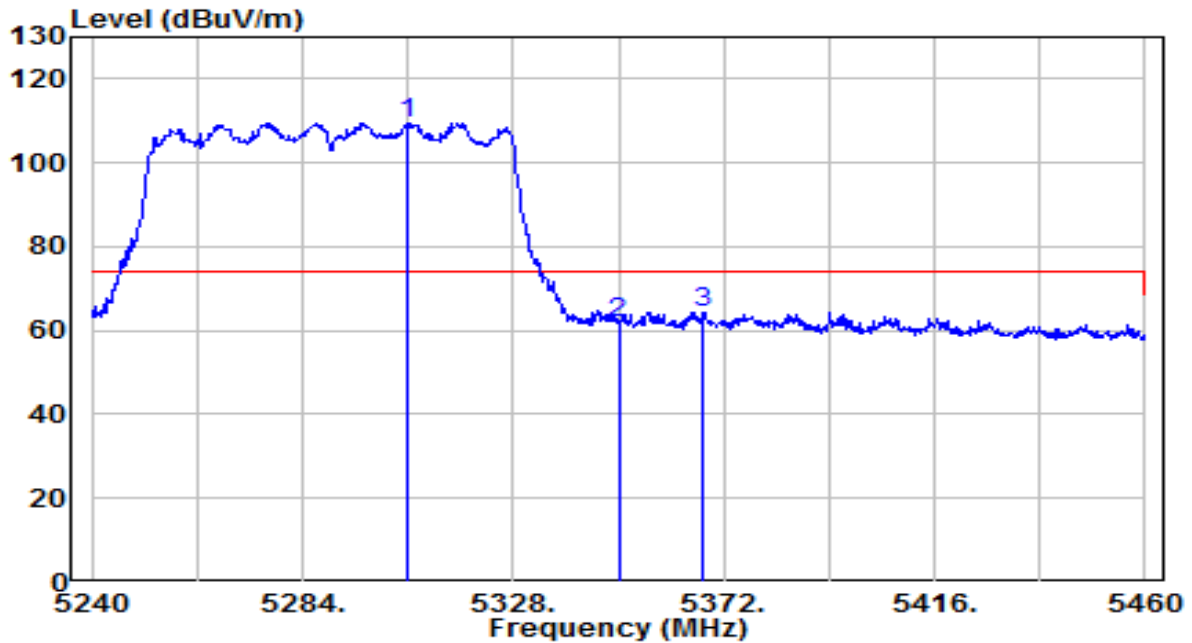


No	Frequency (MHz)	Reading (dBuV)	C.F (dB)	Measurement (dBuV/m)	Margin (dB)	Limit (dBuV/m)	Remark (QP/PK/AV)
1	* 5304.680	77.57	20.07	97.64	N/A	N/A	Average
2	5350.000	30.03	20.11	50.14	-3.86	54.00	Average
3	5353.960	31.26	20.12	51.38	-2.62	54.00	Average

Note:

1. " *", means this data is the worst emission level.
2. C.F (Correction Factor) = Antenna Factor (dB)+ Cable Loss (dB)– Preamplifier(dB)+16db attenuation.
3. Measurement(dBuV/m) = Reading(dBuV) + C.F (Correction Factor).
- 4.The emission levels of other frequencies are very lower than the limit and not show in test report.

EUT	AP301	Date of Test	2020-11-26
Factor	BBHA 9120D	Temp. / Humidity	26.4°C/44.5%
Polarity	Vertical	Site / Test Engineer	AC1 /Jay Chiu
Test Mode	Transmit by 802.11ac-VHT80 at Channel 5290MHz	Test Voltage	120V/60Hz

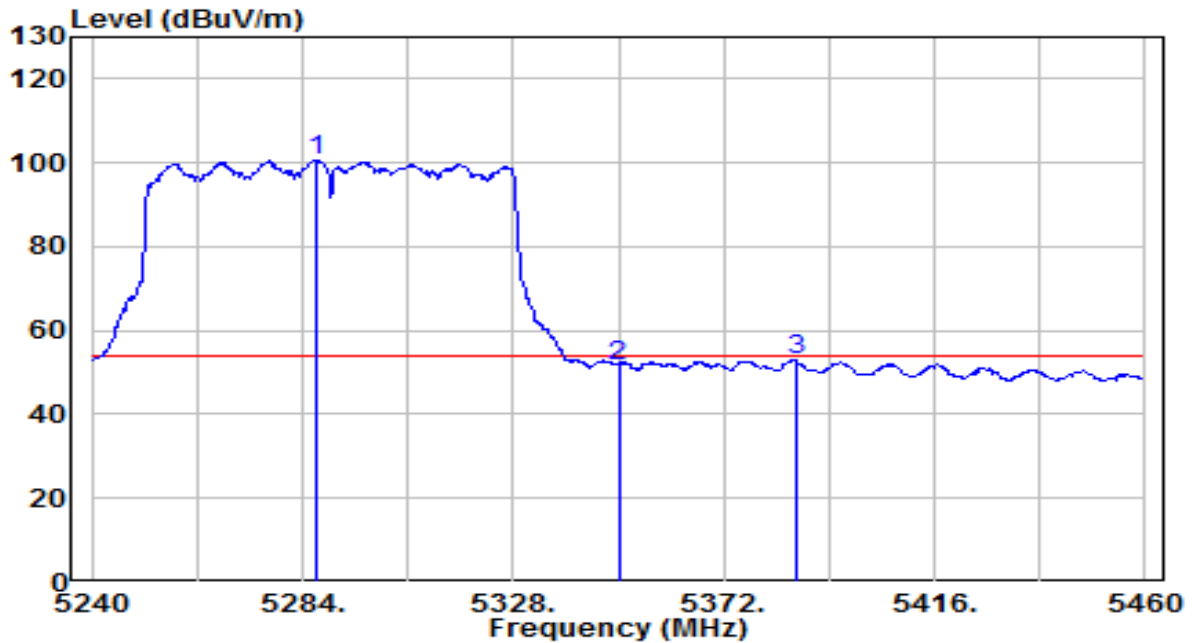


No	Frequency (MHz)	Reading (dBuV)	C.F (dB)	Measurement (dBuV/m)	Margin (dB)	Limit (dBuV/m)	Remark (QP/PK/AV)
1	* 5305.780	89.51	20.07	109.58	N/A	N/A	Peak
2	5350.000	41.83	20.11	61.94	-12.06	74.00	Peak
3	5367.820	44.21	20.13	64.35	-9.65	74.00	Peak

Note:

1. " *", means this data is the worst emission level.
2. C.F (Correction Factor) = Antenna Factor (dB)+ Cable Loss (dB)– Preamplifier(dB)+16db attenuation.
3. Measurement(dBuV/m) = Reading(dBuV) + C.F (Correction Factor).
- 4.The emission levels of other frequencies are very lower than the limit and not show in test report.

EUT	AP301	Date of Test	2020-11-26
Factor	BBHA 9120D	Temp. / Humidity	26.4°C/44.5%
Polarity	Vertical	Site / Test Engineer	AC1 /Jay Chiu
Test Mode	Transmit by 802.11ac-VHT80 at Channel 5290MHz	Test Voltage	120V/60Hz

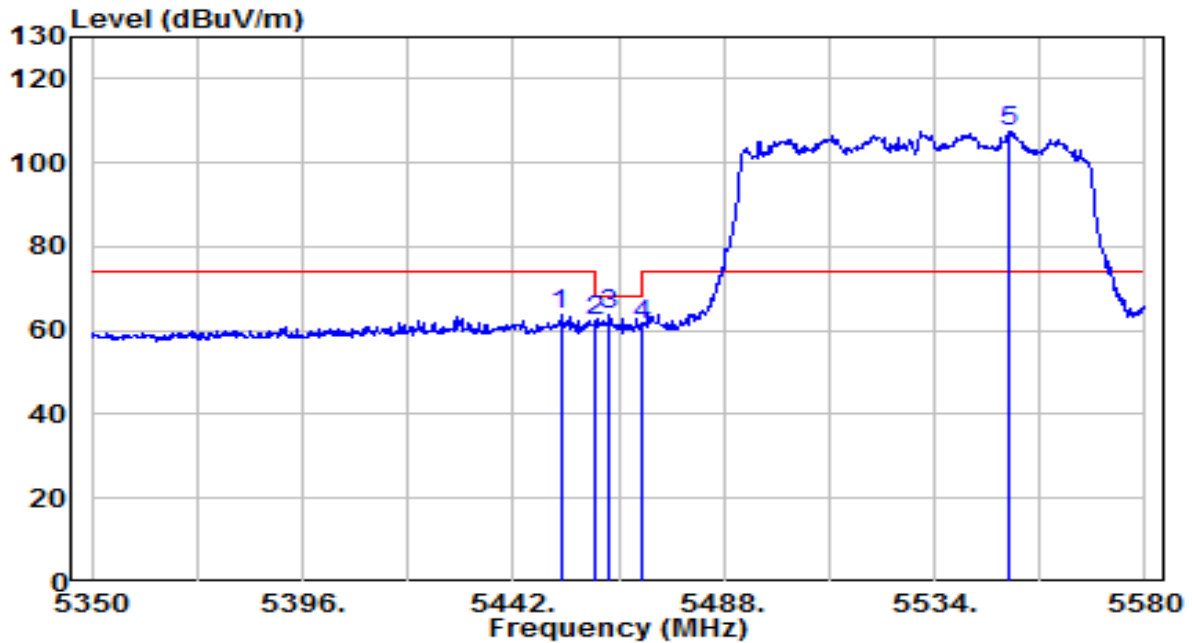


No	Frequency (MHz)	Reading (dBuV)	C.F (dB)	Measurement (dBuV/m)	Margin (dB)	Limit (dBuV/m)	Remark (QP/PK/AV)
1	* 5286.640	80.57	20.05	100.62	N/A	N/A	Average
2	5350.000	31.27	20.11	51.39	-2.61	54.00	Average
3	5386.960	32.68	20.15	52.83	-1.17	54.00	Average

Note:

1. " *", means this data is the worst emission level.
2. C.F (Correction Factor) = Antenna Factor (dB)+ Cable Loss (dB)– Preamplifier(dB)+16db attenuation.
3. Measurement(dBuV/m) = Reading(dBuV) + C.F (Correction Factor).
- 4.The emission levels of other frequencies are very lower than the limit and not show in test report.

EUT	AP301	Date of Test	2020-11-26
Factor	BBHA 9120D	Temp. / Humidity	26.4°C/44.5%
Polarity	Horizontal	Site / Test Engineer	AC1 /Jay Chiu
Test Mode	Transmit by 802.11ac-VHT80 at Channel 5530MHz	Test Voltage	120V/60Hz

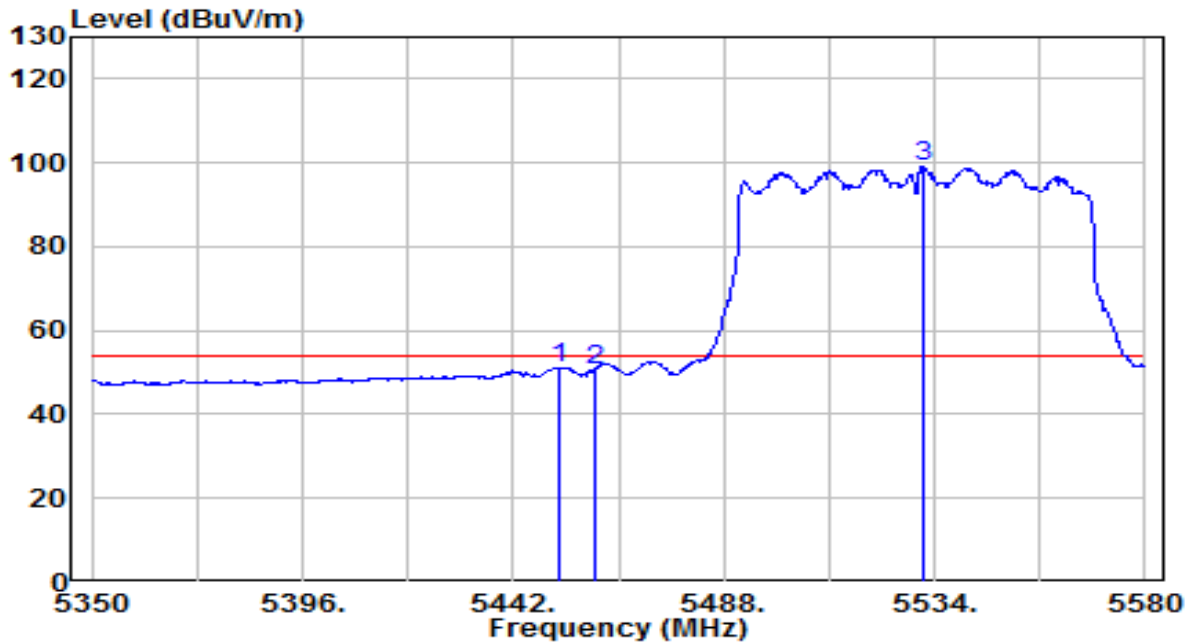


No	Frequency (MHz)	Reading (dBuV)	C.F (dB)	Measurement (dBuV/m)	Margin (dB)	Limit (dBuV/m)	Remark (QP/PK/AV)
1	5452.350	43.56	20.22	63.78	-10.22	74.00	Peak
2	5460.000	41.86	20.23	62.09	-6.11	68.20	Peak
3	5463.160	43.76	20.23	63.99	-4.21	68.20	Peak
4	5470.000	41.23	20.24	61.47	-6.73	68.20	Peak
5	* 5550.100	86.99	20.43	107.42	N/A	N/A	Peak

Note:

1. " *", means this data is the worst emission level.
2. C.F (Correction Factor) = Antenna Factor (dB)+ Cable Loss (dB)– Preamplifier(dB)+16db attenuation.
3. Measurement(dBuV/m) = Reading(dBuV) + C.F (Correction Factor).
- 4.The emission levels of other frequencies are very lower than the limit and not show in test report.

EUT	AP301	Date of Test	2020-11-26
Factor	BBHA 9120D	Temp. / Humidity	26.4°C/44.5%
Polarity	Horizontal	Site / Test Engineer	AC1 /Jay Chiu
Test Mode	Transmit by 802.11ac-VHT80 at Channel 5530MHz	Test Voltage	120V/60Hz

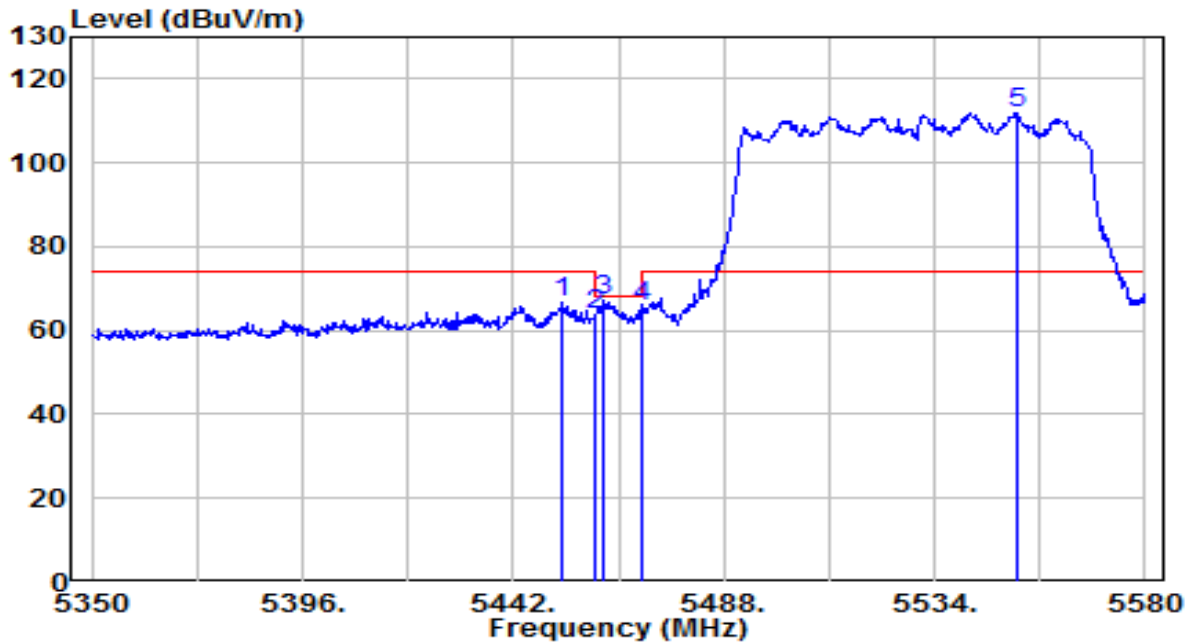


No	Frequency (MHz)	Reading (dBuV)	C.F (dB)	Measurement (dBuV/m)	Margin (dB)	Limit (dBuV/m)	Remark (QP/PK/AV)
1	5452.120	31.01	20.22	51.23	-2.77	54.00	Average
2	5460.000	30.51	20.23	50.74	-3.26	54.00	Average
3	* 5531.470	78.58	20.37	98.95	N/A	N/A	Average

Note:

1. " *", means this data is the worst emission level.
2. C.F (Correction Factor) = Antenna Factor (dB)+ Cable Loss (dB)– Preamplifier(dB)+16db attenuation.
3. Measurement(dBuV/m) = Reading(dBuV) + C.F (Correction Factor).
- 4.The emission levels of other frequencies are very lower than the limit and not show in test report.

EUT	AP301	Date of Test	2020-11-26
Factor	BBHA 9120D	Temp. / Humidity	26.4°C/44.5%
Polarity	Vertical	Site / Test Engineer	AC1 /Jay Chiu
Test Mode	Transmit by 802.11ac-VHT80 at Channel 5530MHz	Test Voltage	120V/60Hz

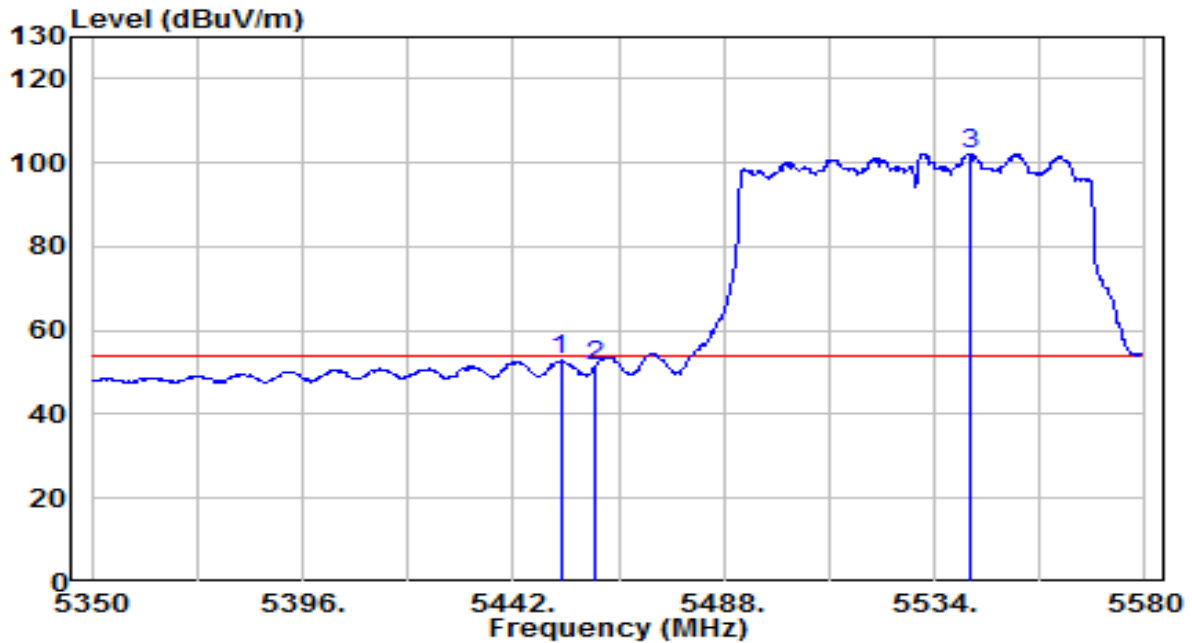


No	Frequency (MHz)	Reading (dBuV)	C.F (dB)	Measurement (dBuV/m)	Margin (dB)	Limit (dBuV/m)	Remark (QP/PK/AV)
1	5452.810	46.26	20.22	66.48	-7.52	74.00	Peak
2	5460.000	43.36	20.23	63.59	-4.61	68.20	Peak
3	5461.780	47.19	20.23	67.42	-0.78	68.20	Peak
4	5470.000	45.60	20.24	65.84	-2.36	68.20	Peak
5	* 5551.940	91.52	20.44	111.95	N/A	N/A	Peak

Note:

1. " *", means this data is the worst emission level.
2. C.F (Correction Factor) = Antenna Factor (dB)+ Cable Loss (dB)– Preamplifier(dB)+16db attenuation.
3. Measurement(dBuV/m) = Reading(dBuV) + C.F (Correction Factor).
- 4.The emission levels of other frequencies are very lower than the limit and not show in test report.

EUT	AP301	Date of Test	2020-11-26
Factor	BBHA 9120D	Temp. / Humidity	26.4°C/44.5%
Polarity	Vertical	Site / Test Engineer	AC1 /Jay Chiu
Test Mode	Transmit by 802.11ac-VHT80 at Channel 5530MHz	Test Voltage	120V/60Hz

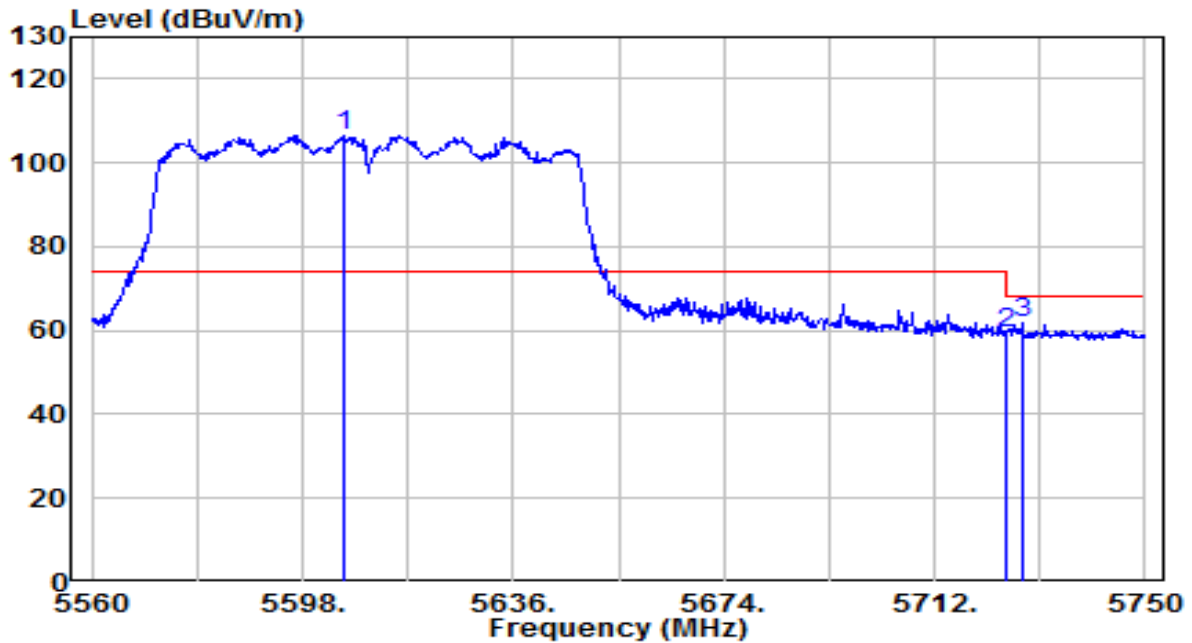


No	Frequency (MHz)	Reading (dBuV)	C.F (dB)	Measurement (dBuV/m)	Margin (dB)	Limit (dBuV/m)	Remark (QP/PK/AV)
1	5452.350	32.60	20.22	52.82	-1.18	54.00	Average
2	5460.000	31.30	20.23	51.53	-2.47	54.00	Average
3	* 5542.050	81.65	20.41	102.05	N/A	N/A	Average

Note:

1. " *", means this data is the worst emission level.
2. C.F (Correction Factor) = Antenna Factor (dB)+ Cable Loss (dB)– Preamplifier(dB)+16db attenuation.
3. Measurement(dBuV/m) = Reading(dBuV) + C.F (Correction Factor).
- 4.The emission levels of other frequencies are very lower than the limit and not show in test report.

EUT	AP301	Date of Test	2020-11-26
Factor	BBHA 9120D	Temp. / Humidity	26.4°C/44.5%
Polarity	Horizontal	Site / Test Engineer	AC1 /Jay Chiu
Test Mode	Transmit by 802.11ac-VHT80 at Channel 5610MHz	Test Voltage	120V/60Hz

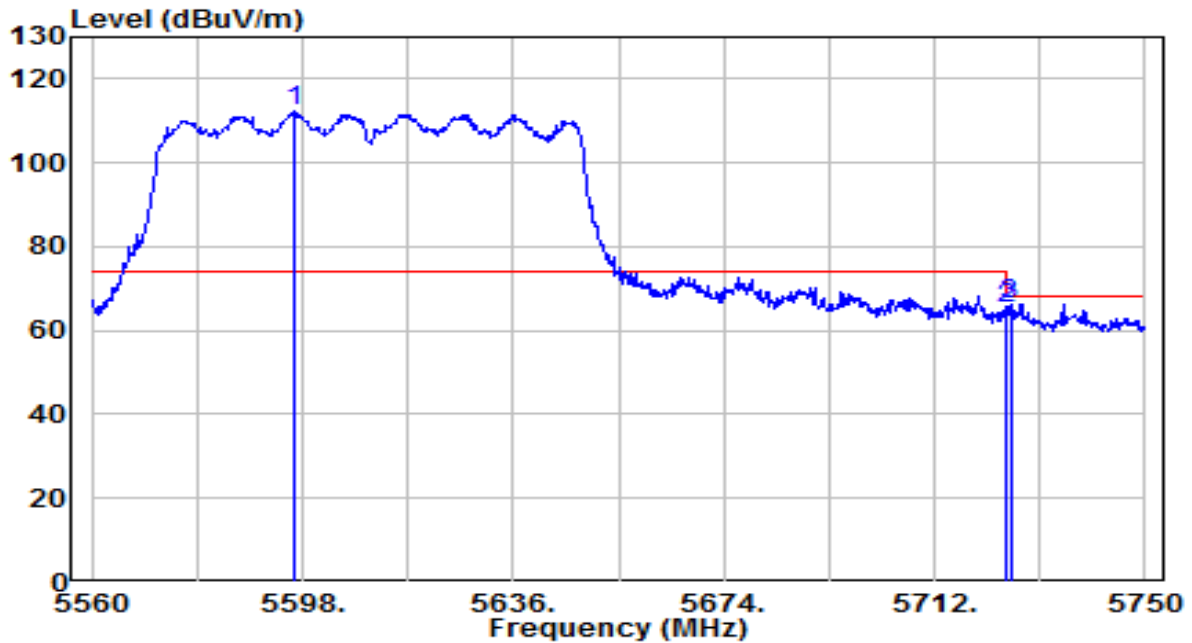


No	Frequency (MHz)	Reading (dBuV)	C.F (dB)	Measurement (dBuV/m)	Margin (dB)	Limit (dBuV/m)	Remark (QP/PK/AV)
1	* 5605.410	86.02	20.61	106.63	N/A	N/A	Peak
2	5725.000	38.26	21.00	59.26	-8.94	68.20	Peak
3	5727.960	40.71	21.01	61.72	-6.48	68.20	Peak

Note:

1. " *", means this data is the worst emission level.
2. C.F (Correction Factor) = Antenna Factor (dB)+ Cable Loss (dB)– Preamplifier(dB)+16db attenuation.
3. Measurement(dBuV/m) = Reading(dBuV) + C.F (Correction Factor).
- 4.The emission levels of other frequencies are very lower than the limit and not show in test report.

EUT	AP301	Date of Test	2020-11-26
Factor	BBHA 9120D	Temp. / Humidity	26.4°C/44.5%
Polarity	Vertical	Site / Test Engineer	AC1 /Jay Chiu
Test Mode	Transmit by 802.11ac-VHT80 at Channel 5610MHz	Test Voltage	120V/60Hz

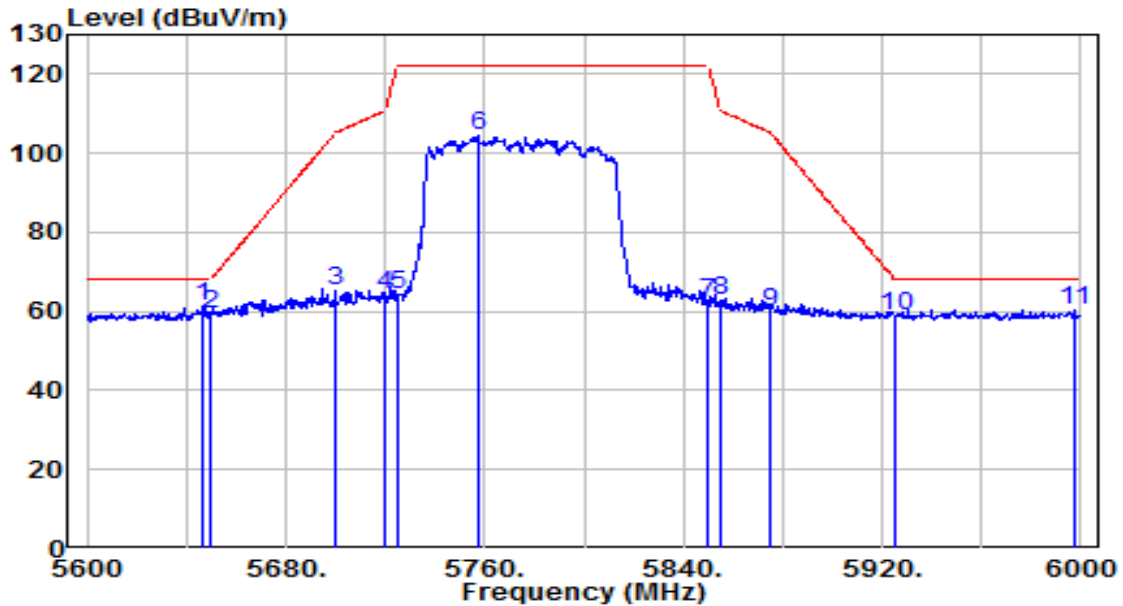


No	Frequency (MHz)	Reading (dBuV)	C.F (dB)	Measurement (dBuV/m)	Margin (dB)	Limit (dBuV/m)	Remark (QP/PK/AV)
1	* 5596.480	91.79	20.58	112.37	N/A	N/A	Peak
2	5725.000	44.32	21.00	65.32	-2.88	68.20	Peak
3	5725.680	45.31	21.00	66.31	-1.89	68.20	Peak

Note:

1. " *", means this data is the worst emission level.
2. C.F (Correction Factor) = Antenna Factor (dB)+ Cable Loss (dB)– Preamplifier(dB)+16db attenuation.
3. Measurement(dBuV/m) = Reading(dBuV) + C.F (Correction Factor).
- 4.The emission levels of other frequencies are very lower than the limit and not show in test report.

EUT	AP301	Date of Test	2020-11-26
Factor	BBHA 9120D	Temp. / Humidity	26.4°C/44.5%
Polarity	Horizontal	Site / Test Engineer	AC1 /Jay Chiu
Test Mode	Transmit by 802.11ac-VHT80 at Channel 5775MHz P=17	Test Voltage	120V/60Hz

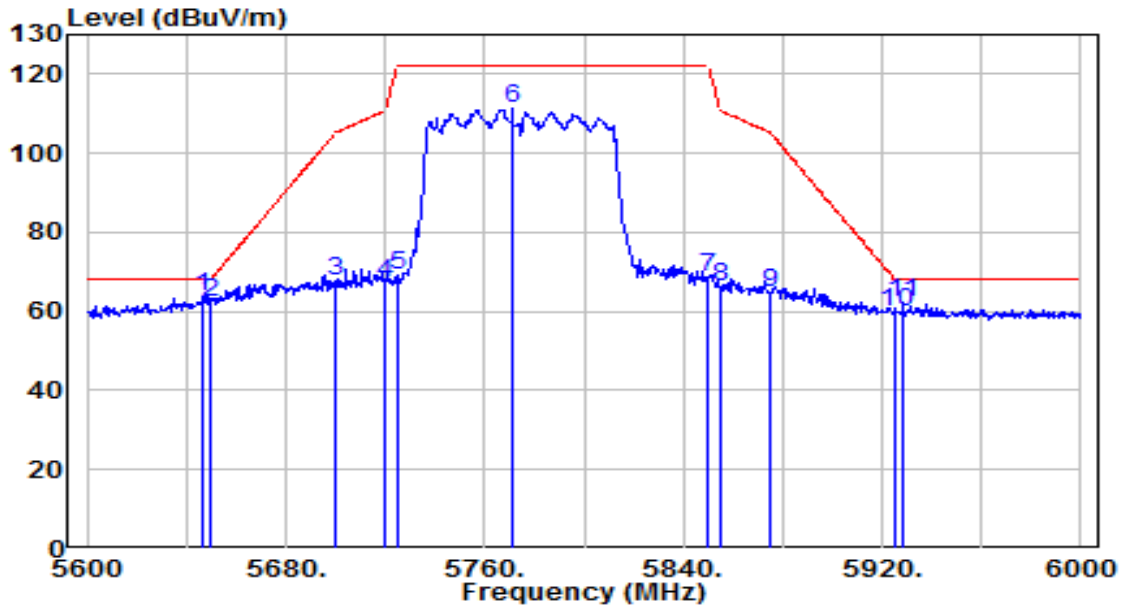


No	Frequency (MHz)	Reading (dBuV)	C.F (dB)	Measurement (dBuV/m)	Margin (dB)	Limit (dBuV/m)	Remark (QP/PK/AV)
1	* 5646.400	40.48	20.74	61.23	-6.97	68.20	Peak
2	5650.000	38.77	20.76	59.53	-8.67	68.20	Peak
3	5700.000	44.44	20.92	65.35	-39.85	105.20	Peak
4	5720.000	43.19	20.98	64.18	-46.62	110.80	Peak
5	5725.000	43.38	21.00	64.38	-57.82	122.20	Peak
6	5757.200	83.57	21.10	104.67	N/A	N/A	Peak
7	5850.000	41.09	21.40	62.49	-59.71	122.20	Peak
8	5855.000	41.62	21.42	63.04	-47.76	110.80	Peak
9	5875.000	38.19	21.49	59.67	-45.53	105.20	Peak
10	5925.000	37.00	21.65	58.65	-9.55	68.20	Peak
11	5997.200	38.55	21.88	60.43	-7.77	68.20	Peak

Note:

1. " *", means this data is the worst emission level.
2. C.F (Correction Factor) = Antenna Factor (dB)+ Cable Loss (dB)– Preamplifier(dB)+16db attenuation.
3. Measurement(dBuV/m) = Reading(dBuV) + C.F (Correction Factor).
- 4.The emission levels of other frequencies are very lower than the limit and not show in test report.

EUT	AP301	Date of Test	2020-11-26
Factor	BBHA 9120D	Temp. / Humidity	26.4°C/44.5%
Polarity	Vertical	Site / Test Engineer	AC1 /Jay Chiu
Test Mode	Transmit by 802.11ac-VHT80 at Channel 5775MHz P=17	Test Voltage	120V/60Hz

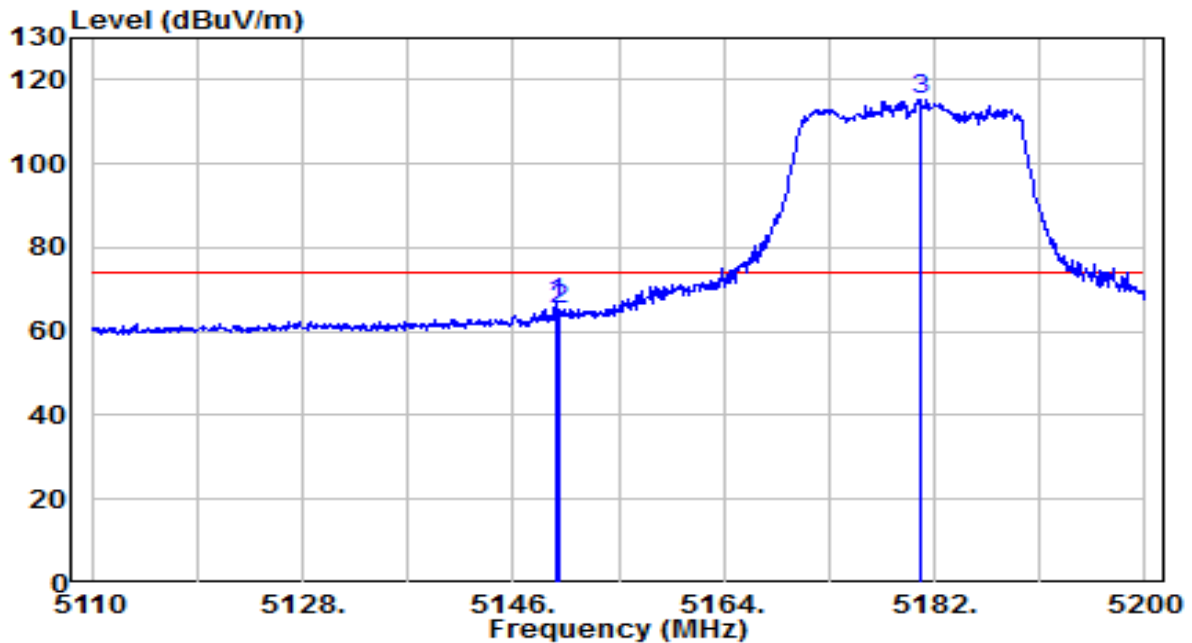


No	Frequency (MHz)	Reading (dBUV)	C.F (dB)	Measurement (dBUV/m)	Margin (dB)	Limit (dBUV/m)	Remark (QP/PK/AV)
1	* 5646.400	43.17	20.74	63.91	-4.29	68.20	Peak
2	5650.000	41.52	20.76	62.28	-5.92	68.20	Peak
3	5700.000	46.90	20.92	67.82	-37.38	105.20	Peak
4	5720.000	46.38	20.98	67.36	-43.44	110.80	Peak
5	5725.000	48.32	21.00	69.32	-52.88	122.20	Peak
6	5771.200	89.97	21.15	111.12	N/A	N/A	Peak
7	5850.000	47.08	21.40	68.48	-53.72	122.20	Peak
8	5855.000	44.92	21.42	66.34	-44.46	110.80	Peak
9	5875.000	43.29	21.49	64.77	-40.43	105.20	Peak
10	5925.000	38.09	21.65	59.74	-8.46	68.20	Peak
11	5928.400	40.67	21.66	62.33	-5.87	68.20	Peak

Note:

1. " *", means this data is the worst emission level.
2. C.F (Correction Factor) = Antenna Factor (dB)+ Cable Loss (dB)– Preamplifier(dB)+16db attenuation.
3. Measurement(dBUV/m) = Reading(dBUV) + C.F (Correction Factor).
- 4.The emission levels of other frequencies are very lower than the limit and not show in test report.

EUT	AP301	Date of Test	2020-11-26
Factor	BBHA 9120D	Temp. / Humidity	26.4°C/44.5%
Polarity	Horizontal	Site / Test Engineer	AC1 /Jay Chiu
Test Mode	Transmit by 802.11ax-HE20 at Channel 5180MHz	Test Voltage	120V/60Hz

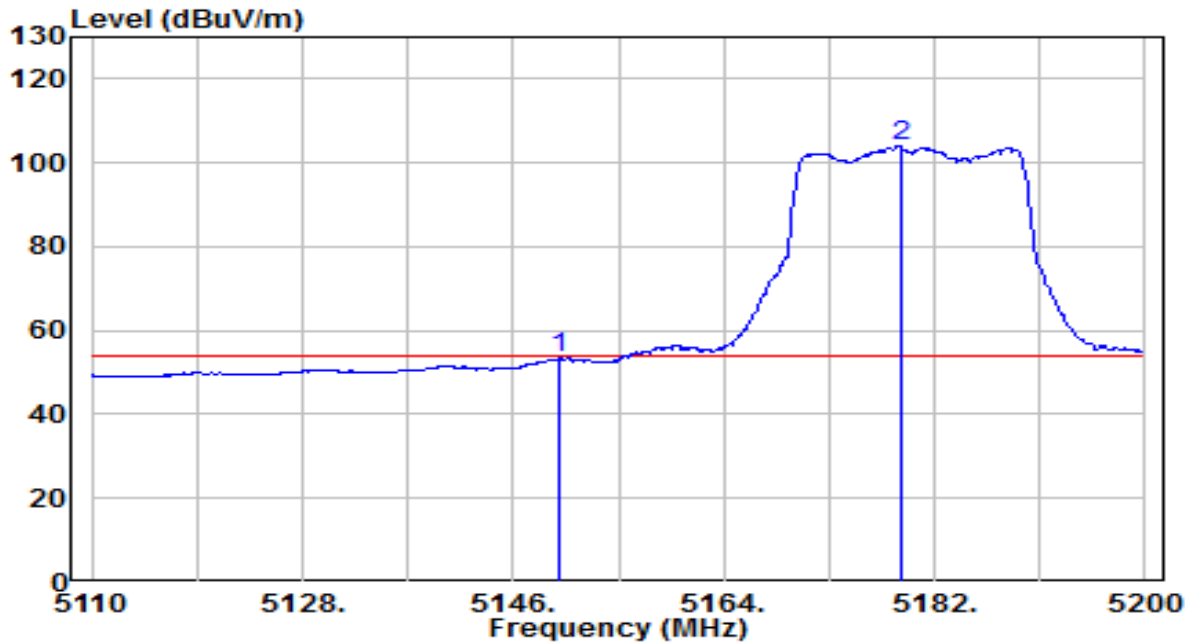


No	Frequency (MHz)	Reading (dBUV)	C.F (dB)	Measurement (dBUV/m)	Margin (dB)	Limit (dBUV/m)	Remark (QP/PK/AV)
1	5149.690	46.94	19.91	66.84	-7.16	74.00	Peak
2	5150.000	45.23	19.91	65.14	-8.86	74.00	Peak
3	* 5180.740	95.40	19.94	115.34	N/A	N/A	Peak

Note:

- "*", means this data is the worst emission level.
- C.F (Correction Factor) = Antenna Factor (dB)+ Cable Loss (dB)– Preamplifier(dB)+16db attenuation.
- Measurement(dBUV/m) = Reading(dBUV) + C.F (Correction Factor).
- The emission levels of other frequencies are very lower than the limit and not show in test report.

EUT	AP301	Date of Test	2020-11-26
Factor	BBHA 9120D	Temp. / Humidity	26.4°C/44.5%
Polarity	Horizontal	Site / Test Engineer	AC1 /Jay Chiu
Test Mode	Transmit by 802.11ax-HE20 at Channel 5180MHz	Test Voltage	120V/60Hz

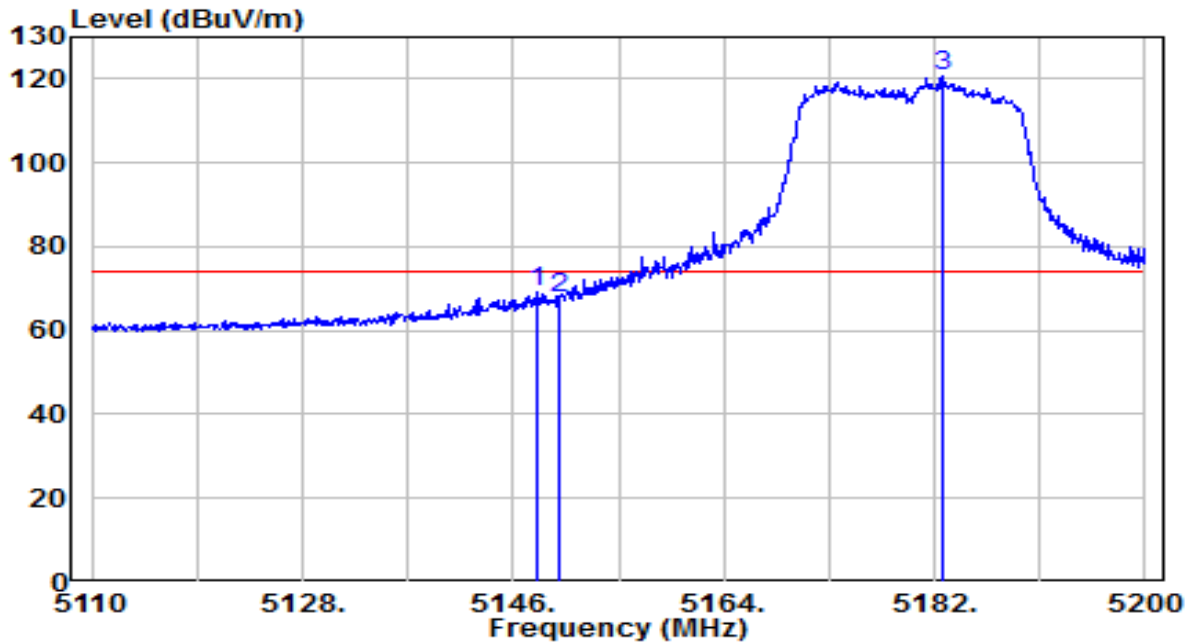


No	Frequency (MHz)	Reading (dBuV)	C.F (dB)	Measurement (dBuV/m)	Margin (dB)	Limit (dBuV/m)	Remark (QP/PK/AV)
1	5150.000	33.46	19.91	53.37	-0.63	54.00	Average
2	* 5179.120	84.09	19.94	104.03	N/A	N/A	Average

Note:

1. " *", means this data is the worst emission level.
2. C.F (Correction Factor) = Antenna Factor (dB)+ Cable Loss (dB)– Preamplifier(dB)+16db attenuation.
3. Measurement(dBuV/m) = Reading(dBuV) + C.F (Correction Factor).
- 4.The emission levels of other frequencies are very lower than the limit and not show in test report.

EUT	AP301	Date of Test	2020-11-26
Factor	BBHA 9120D	Temp. / Humidity	26.4°C/44.5%
Polarity	Vertical	Site / Test Engineer	AC1 /Jay Chiu
Test Mode	Transmit by 802.11ax-HE20 at Channel 5180MHz	Test Voltage	120V/60Hz

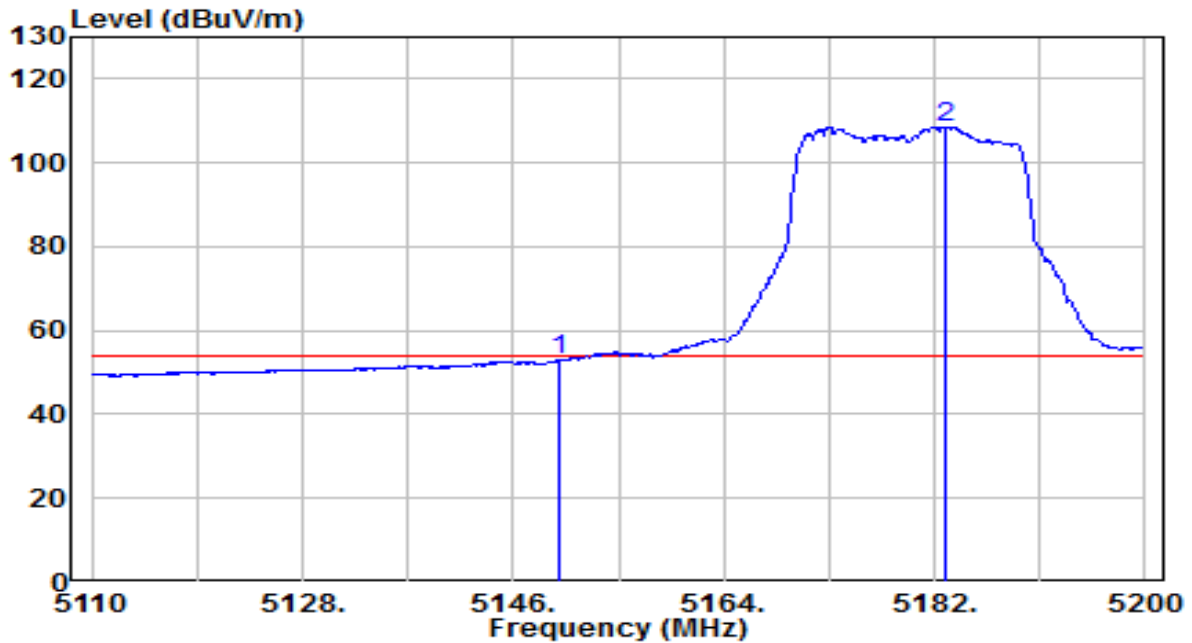


No	Frequency (MHz)	Reading (dBuV)	C.F (dB)	Measurement (dBuV/m)	Margin (dB)	Limit (dBuV/m)	Remark (QP/PK/AV)
1	5147.980	49.42	19.90	69.32	-4.68	74.00	Peak
2	5150.000	47.78	19.91	67.69	-6.31	74.00	Peak
3	* 5182.810	100.63	19.94	120.57	N/A	N/A	Peak

Note:

1. " *", means this data is the worst emission level.
2. C.F (Correction Factor) = Antenna Factor (dB)+ Cable Loss (dB)– Preamplifier(dB)+16db attenuation.
3. Measurement(dBuV/m) = Reading(dBuV) + C.F (Correction Factor).
- 4.The emission levels of other frequencies are very lower than the limit and not show in test report.

EUT	AP301	Date of Test	2020-11-26
Factor	BBHA 9120D	Temp. / Humidity	26.4°C/44.5%
Polarity	Vertical	Site / Test Engineer	AC1 /Jay Chiu
Test Mode	Transmit by 802.11ax-HE20 at Channel 5180MHz	Test Voltage	120V/60Hz

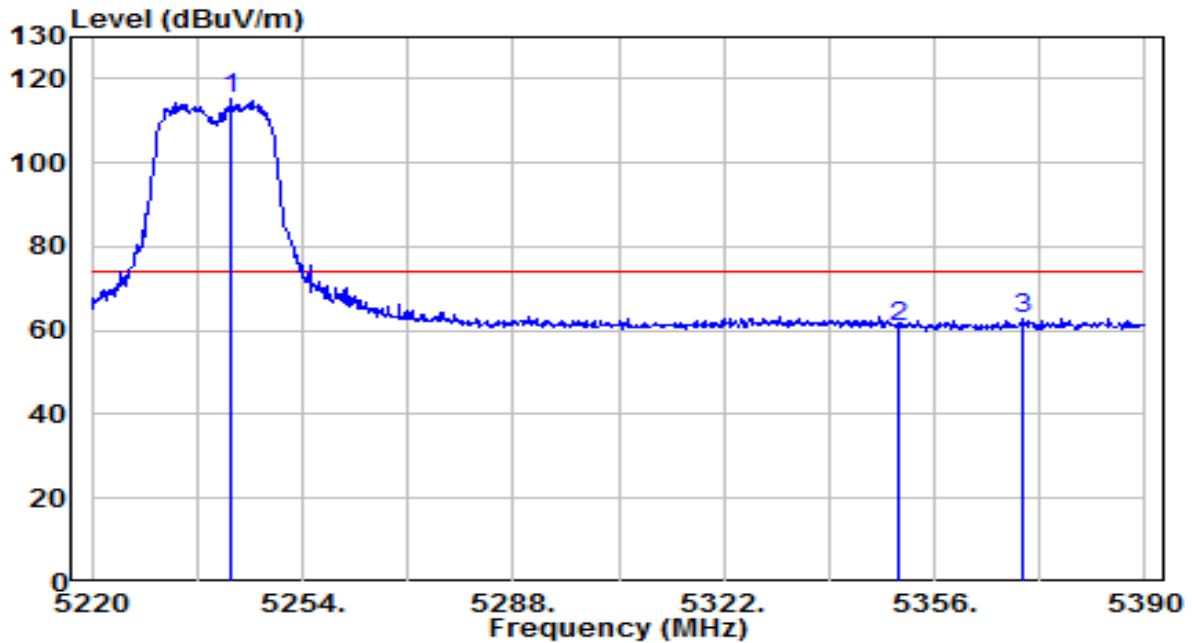


No	Frequency (MHz)	Reading (dBuV)	C.F (dB)	Measurement (dBuV/m)	Margin (dB)	Limit (dBuV/m)	Remark (QP/PK/AV)
1	5150.000	32.98	19.91	52.89	-1.11	54.00	Average
2	* 5182.900	88.72	19.94	108.66	N/A	N/A	Average

Note:

1. " *", means this data is the worst emission level.
2. C.F (Correction Factor) = Antenna Factor (dB)+ Cable Loss (dB)– Preamplifier(dB)+16db attenuation.
3. Measurement(dBuV/m) = Reading(dBuV) + C.F (Correction Factor).
- 4.The emission levels of other frequencies are very lower than the limit and not show in test report.

EUT	AP301	Date of Test	2020-11-26
Factor	BBHA 9120D	Temp. / Humidity	26.4°C/44.5%
Polarity	Horizontal	Site / Test Engineer	AC1 /Jay Chiu
Test Mode	Transmit by 802.11ax-HE20 at Channel 5240MHz	Test Voltage	120V/60Hz

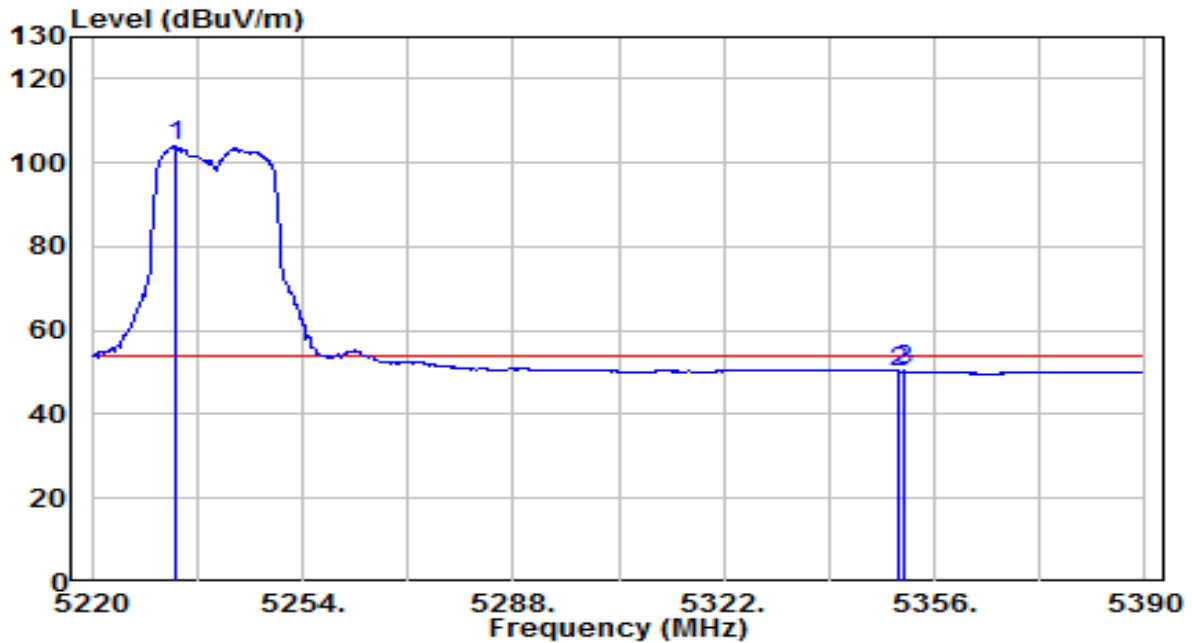


No	Frequency (MHz)	Reading (dBuV)	C.F (dB)	Measurement (dBuV/m)	Margin (dB)	Limit (dBuV/m)	Remark (QP/PK/AV)
1	*	95.13	20.00	115.13	N/A	N/A	Peak
2		40.95	20.11	61.06	-12.94	74.00	Peak
3		42.69	20.14	62.82	-11.18	74.00	Peak

Note:

1. " *", means this data is the worst emission level.
2. C.F (Correction Factor) = Antenna Factor (dB)+ Cable Loss (dB)– Preamplifier(dB)+16db attenuation.
3. Measurement(dBuV/m) = Reading(dBuV) + C.F (Correction Factor).
- 4.The emission levels of other frequencies are very lower than the limit and not show in test report.

EUT	AP301	Date of Test	2020-11-26
Factor	BBHA 9120D	Temp. / Humidity	26.4°C/44.5%
Polarity	Horizontal	Site / Test Engineer	AC1 /Jay Chiu
Test Mode	Transmit by 802.11ax-HE20 at Channel 5240MHz	Test Voltage	120V/60Hz

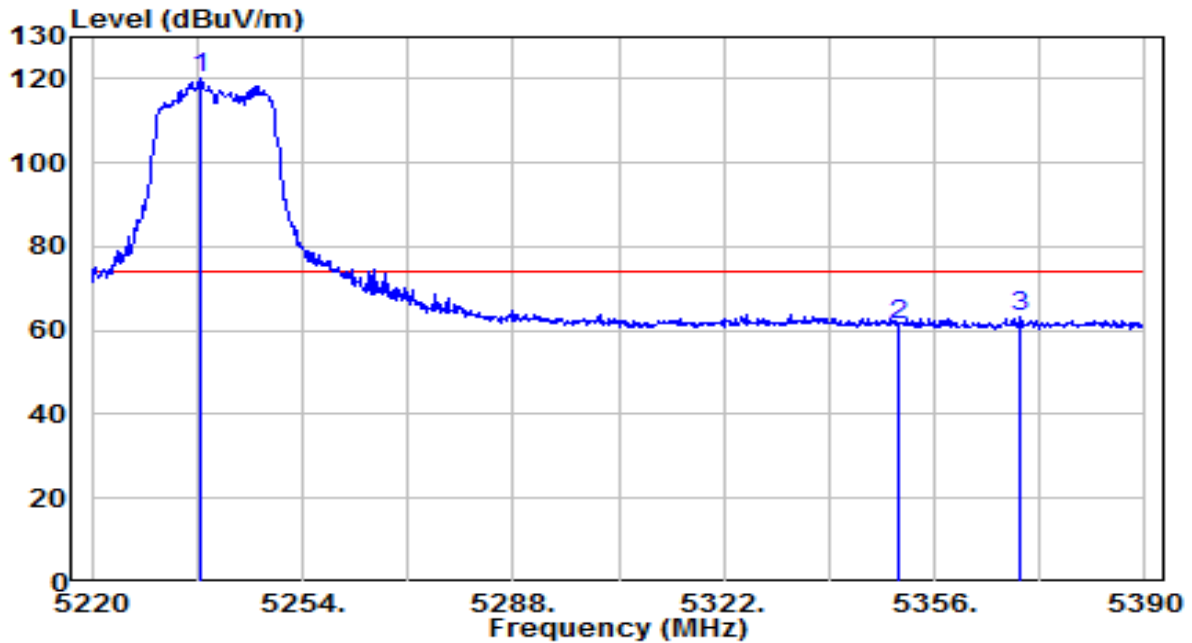


No	Frequency (MHz)	Reading (dBuV)	C.F (dB)	Measurement (dBuV/m)	Margin (dB)	Limit (dBuV/m)	Remark (QP/PK/AV)
1	* 5233.600	84.03	19.99	104.03	N/A	N/A	Average
2	5350.000	30.16	20.11	50.28	-3.72	54.00	Average
3	5350.900	30.29	20.11	50.41	-3.59	54.00	Average

Note:

1. " *", means this data is the worst emission level.
2. C.F (Correction Factor) = Antenna Factor (dB)+ Cable Loss (dB)– Preamplifier(dB)+16db attenuation.
3. Measurement(dBuV/m) = Reading(dBuV) + C.F (Correction Factor).
- 4.The emission levels of other frequencies are very lower than the limit and not show in test report.

EUT	AP301	Date of Test	2020-11-26
Factor	BBHA 9120D	Temp. / Humidity	26.4°C/44.5%
Polarity	Vertical	Site / Test Engineer	AC1 /Jay Chiu
Test Mode	Transmit by 802.11ax-HE20 at Channel 5240MHz	Test Voltage	120V/60Hz

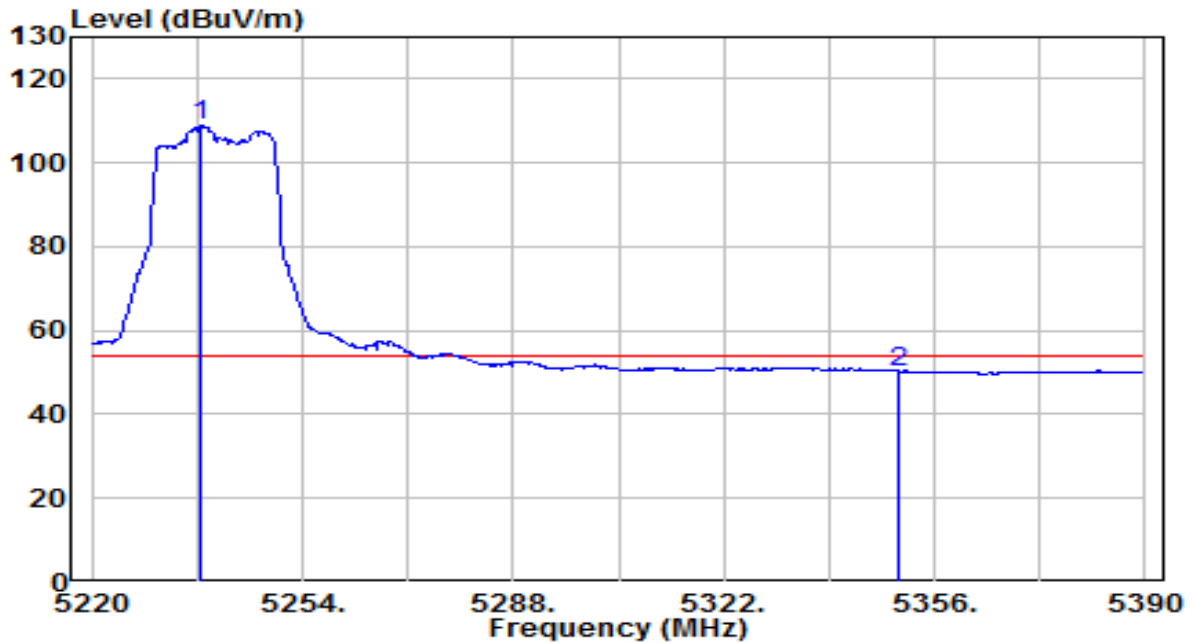


No	Frequency (MHz)	Reading (dBuV)	C.F (dB)	Measurement (dBuV/m)	Margin (dB)	Limit (dBuV/m)	Remark (QP/PK/AV)
1	* 5237.680	100.20	20.00	120.20	N/A	N/A	Peak
2	5350.000	41.42	20.11	61.53	-12.47	74.00	Peak
3	5369.600	43.02	20.13	63.16	-10.84	74.00	Peak

Note:

1. " *", means this data is the worst emission level.
2. C.F (Correction Factor) = Antenna Factor (dB)+ Cable Loss (dB)– Preamplifier(dB)+16db attenuation.
3. Measurement(dBuV/m) = Reading(dBuV) + C.F (Correction Factor).
- 4.The emission levels of other frequencies are very lower than the limit and not show in test report.

EUT	AP301	Date of Test	2020-11-26
Factor	BBHA 9120D	Temp. / Humidity	26.4°C/44.5%
Polarity	Vertical	Site / Test Engineer	AC1 /Jay Chiu
Test Mode	Transmit by 802.11ax-HE20 at Channel 5240MHz	Test Voltage	120V/60Hz

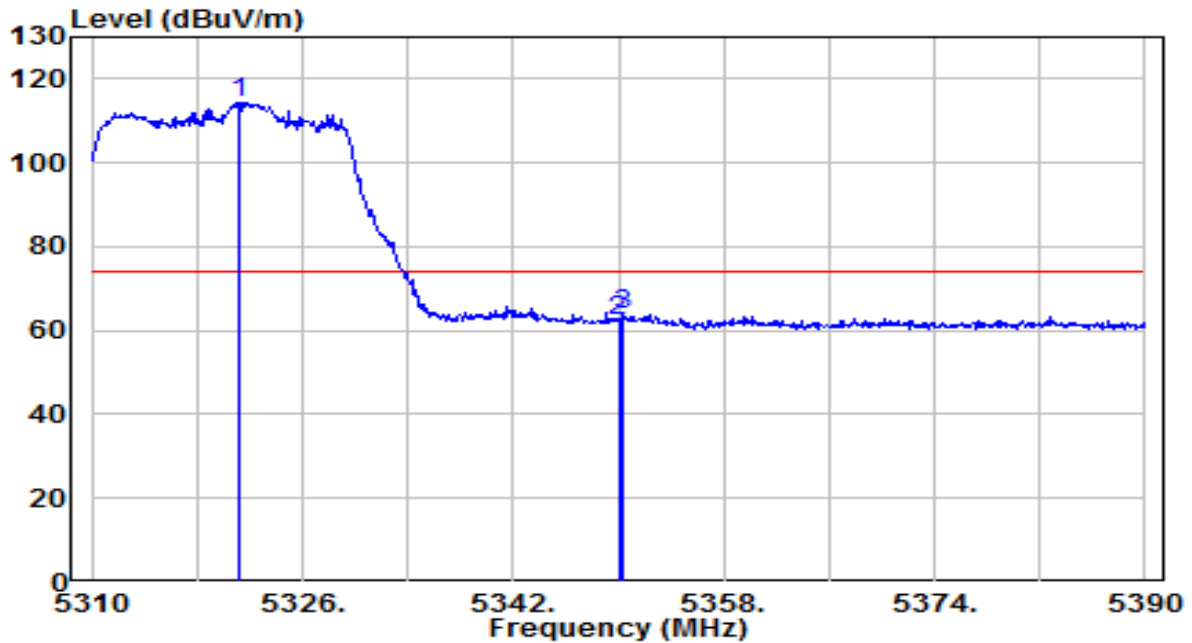


No	Frequency (MHz)	Reading (dBuV)	C.F (dB)	Measurement (dBuV/m)	Margin (dB)	Limit (dBuV/m)	Remark (QP/PK/AV)
1	* 5237.510	88.81	20.00	108.81	N/A	N/A	Average
2	5350.000	30.15	20.11	50.26	-3.74	54.00	Average

Note:

1. " *", means this data is the worst emission level.
2. C.F (Correction Factor) = Antenna Factor (dB)+ Cable Loss (dB)– Preamplifier(dB)+16db attenuation.
3. Measurement(dBuV/m) = Reading(dBuV) + C.F (Correction Factor).
- 4.The emission levels of other frequencies are very lower than the limit and not show in test report.

EUT	AP301	Date of Test	2020-11-26
Factor	BBHA 9120D	Temp. / Humidity	26.4°C/44.5%
Polarity	Horizontal	Site / Test Engineer	AC1 /Jay Chiu
Test Mode	Transmit by 802.11ax-HE20 at Channel 5320MHz	Test Voltage	120V/60Hz

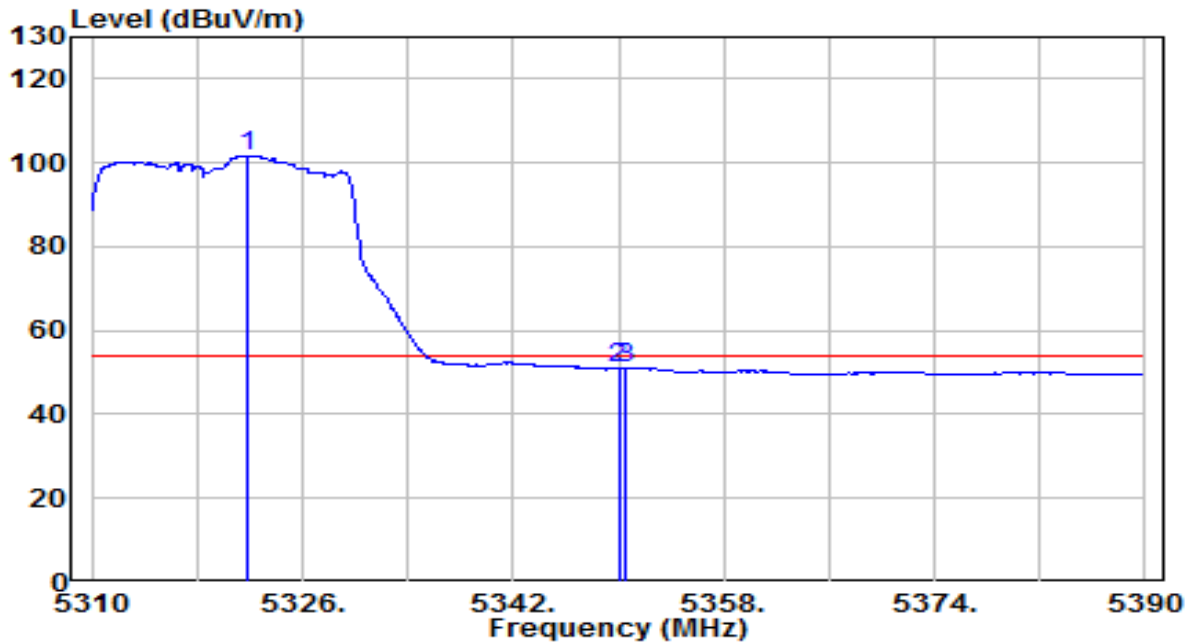


No	Frequency (MHz)	Reading (dBuV)	C.F (dB)	Measurement (dBuV/m)	Margin (dB)	Limit (dBuV/m)	Remark (QP/PK/AV)
1	* 5321.280	94.42	20.08	114.51	N/A	N/A	Peak
2	5350.000	42.20	20.11	62.32	-11.68	74.00	Peak
3	5350.240	43.55	20.11	63.66	-10.34	74.00	Peak

Note:

1. " *", means this data is the worst emission level.
2. C.F (Correction Factor) = Antenna Factor (dB)+ Cable Loss (dB)– Preamplifier(dB)+16db attenuation.
3. Measurement(dBuV/m) = Reading(dBuV) + C.F (Correction Factor).
- 4.The emission levels of other frequencies are very lower than the limit and not show in test report.

EUT	AP301	Date of Test	2020-11-26
Factor	BBHA 9120D	Temp. / Humidity	26.4°C/44.5%
Polarity	Horizontal	Site / Test Engineer	AC1 /Jay Chiu
Test Mode	Transmit by 802.11ax-HE20 at Channel 5320MHz	Test Voltage	120V/60Hz

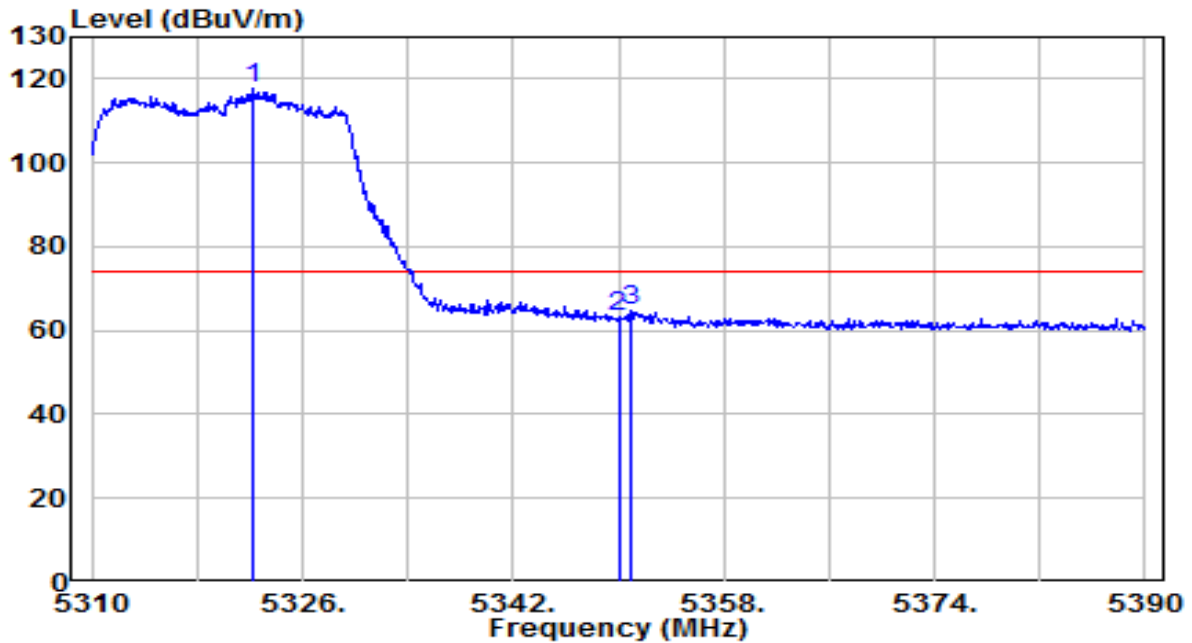


No	Frequency (MHz)	Reading (dBuV)	C.F (dB)	Measurement (dBuV/m)	Margin (dB)	Limit (dBuV/m)	Remark (QP/PK/AV)
1	* 5321.760	81.69	20.08	101.77	N/A	N/A	Average
2	5350.000	30.84	20.11	50.96	-3.04	54.00	Average
3	5350.480	31.14	20.11	51.25	-2.75	54.00	Average

Note:

1. " *", means this data is the worst emission level.
2. C.F (Correction Factor) = Antenna Factor (dB)+ Cable Loss (dB)– Preamplifier(dB)+16db attenuation.
3. Measurement(dBuV/m) = Reading(dBuV) + C.F (Correction Factor).
- 4.The emission levels of other frequencies are very lower than the limit and not show in test report.

EUT	AP301	Date of Test	2020-11-26
Factor	BBHA 9120D	Temp. / Humidity	26.4°C/44.5%
Polarity	Vertical	Site / Test Engineer	AC1 /Jay Chiu
Test Mode	Transmit by 802.11ax-HE20 at Channel 5320MHz	Test Voltage	120V/60Hz

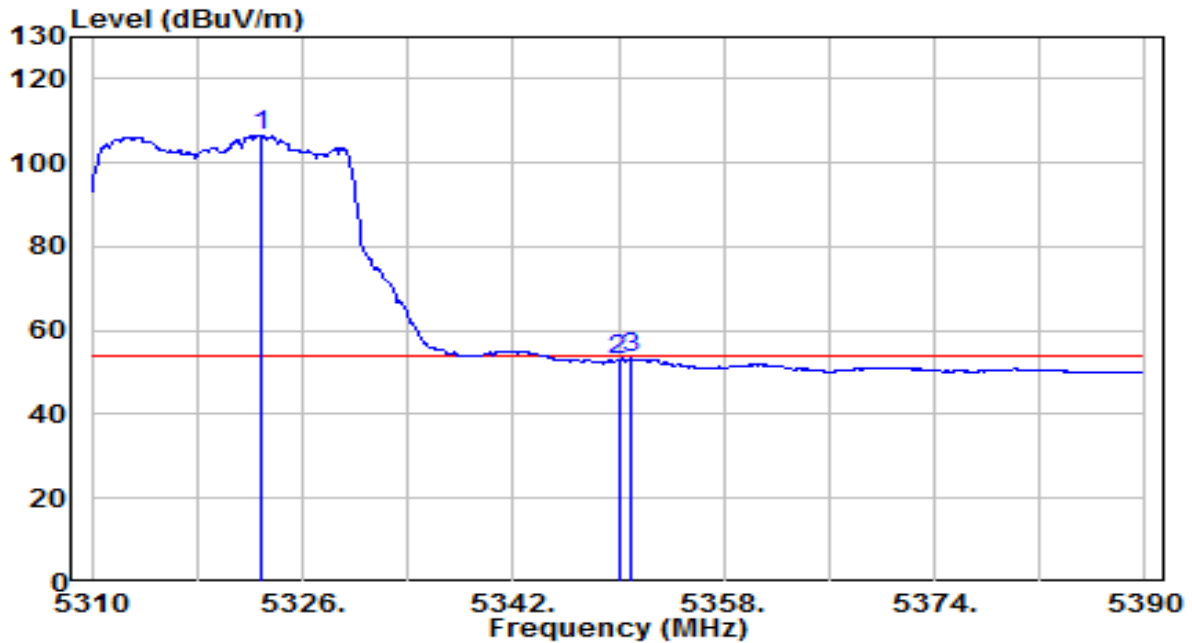


No	Frequency (MHz)	Reading (dBuV)	C.F (dB)	Measurement (dBuV/m)	Margin (dB)	Limit (dBuV/m)	Remark (QP/PK/AV)
1	* 5322.240	97.53	20.09	117.61	N/A	N/A	Peak
2	5350.000	42.99	20.11	63.10	-10.90	74.00	Peak
3	5351.040	44.52	20.12	64.63	-9.37	74.00	Peak

Note:

1. " *", means this data is the worst emission level.
2. C.F (Correction Factor) = Antenna Factor (dB)+ Cable Loss (dB)– Preamplifier(dB)+16db attenuation.
3. Measurement(dBuV/m) = Reading(dBuV) + C.F (Correction Factor).
- 4.The emission levels of other frequencies are very lower than the limit and not show in test report.

EUT	AP301	Date of Test	2020-11-26
Factor	BBHA 9120D	Temp. / Humidity	26.4°C/44.5%
Polarity	Vertical	Site / Test Engineer	AC1 /Jay Chiu
Test Mode	Transmit by 802.11ax-HE20 at Channel 5320MHz	Test Voltage	120V/60Hz

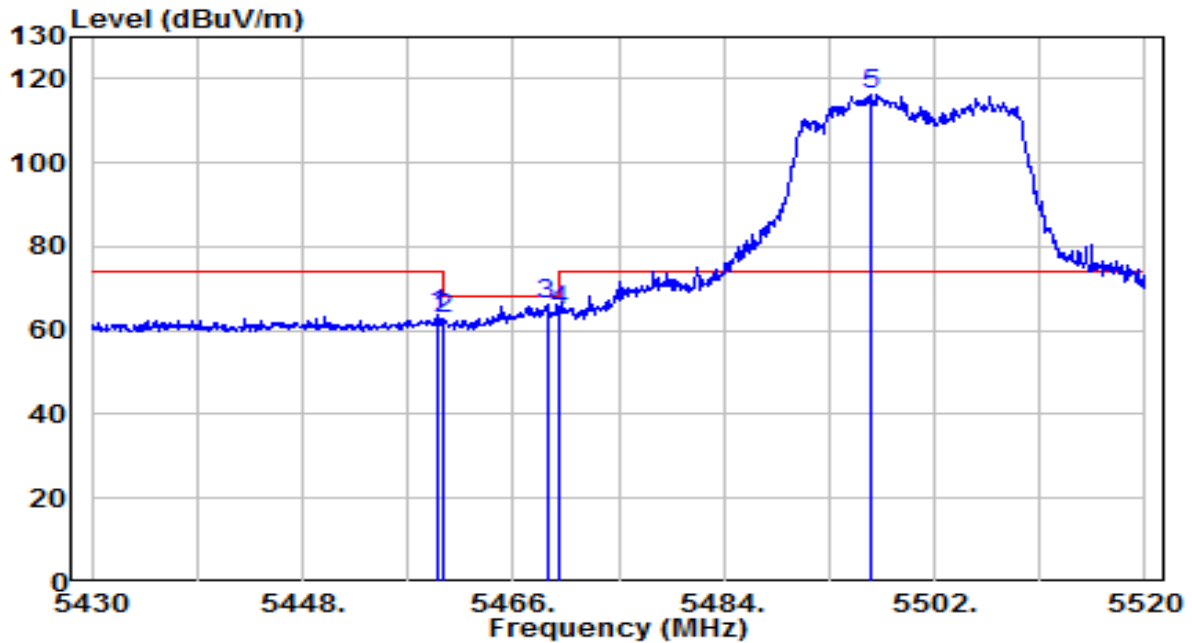


No	Frequency (MHz)	Reading (dBuV)	C.F (dB)	Measurement (dBuV/m)	Margin (dB)	Limit (dBuV/m)	Remark (QP/PK/AV)
1	* 5322.880	86.50	20.09	106.58	N/A	N/A	Average
2	5350.000	32.93	20.11	53.04	-0.96	54.00	Average
3	5351.040	33.12	20.12	53.24	-0.76	54.00	Average

Note:

1. " *", means this data is the worst emission level.
2. C.F (Correction Factor) = Antenna Factor (dB)+ Cable Loss (dB)– Preamplifier(dB)+16db attenuation.
3. Measurement(dBuV/m) = Reading(dBuV) + C.F (Correction Factor).
- 4.The emission levels of other frequencies are very lower than the limit and not show in test report.

EUT	AP301	Date of Test	2020-11-26
Factor	BBHA 9120D	Temp. / Humidity	26.4°C/44.5%
Polarity	Horizontal	Site / Test Engineer	AC1 /Jay Chiu
Test Mode	Transmit by 802.11ax-HE20 at Channel 5500MHz	Test Voltage	120V/60Hz

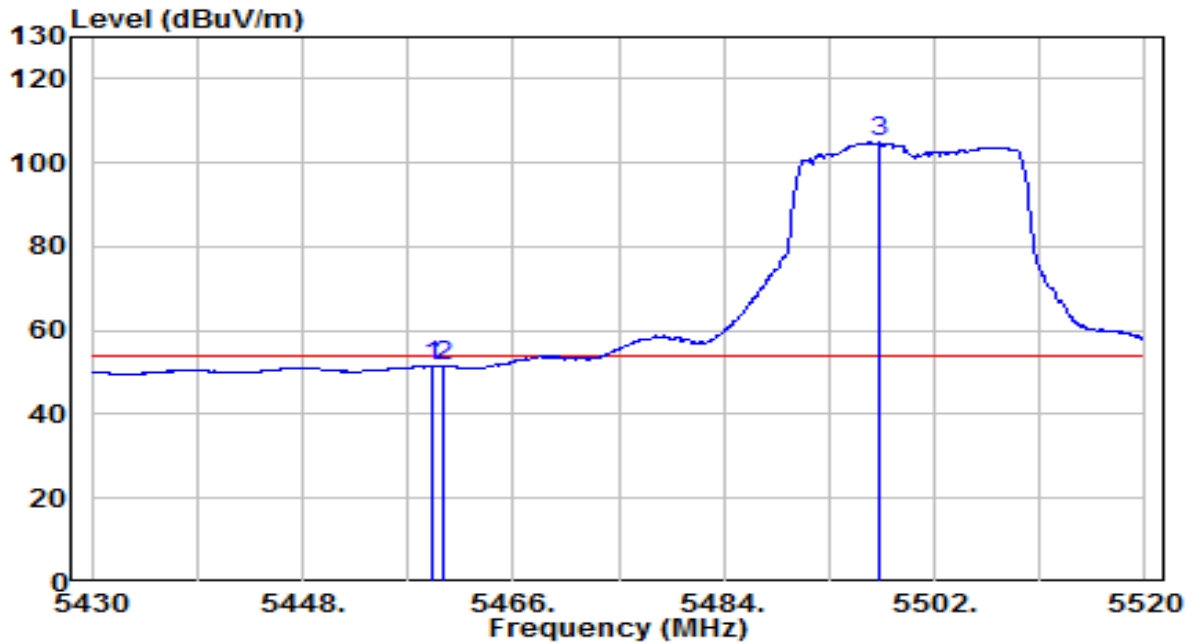


No	Frequency (MHz)	Reading (dBuV)	C.F (dB)	Measurement (dBuV/m)	Margin (dB)	Limit (dBuV/m)	Remark (QP/PK/AV)
1	5459.520	43.68	20.23	63.91	-10.09	74.00	Peak
2	5460.000	42.53	20.23	62.76	-5.44	68.20	Peak
3	5468.880	45.94	20.24	66.18	-2.02	68.20	Peak
4	5470.000	44.48	20.24	64.72	-3.48	68.20	Peak
5	* 5496.690	96.06	20.27	116.33	N/A	N/A	Peak

Note:

1. " *", means this data is the worst emission level.
2. C.F (Correction Factor) = Antenna Factor (dB)+ Cable Loss (dB)– Preamplifier(dB)+16db attenuation.
3. Measurement(dBuV/m) = Reading(dBuV) + C.F (Correction Factor).
- 4.The emission levels of other frequencies are very lower than the limit and not show in test report.

EUT	AP301	Date of Test	2020-11-26
Factor	BBHA 9120D	Temp. / Humidity	26.4°C/44.5%
Polarity	Horizontal	Site / Test Engineer	AC1 /Jay Chiu
Test Mode	Transmit by 802.11ax-HE20 at Channel 5500MHz	Test Voltage	120V/60Hz

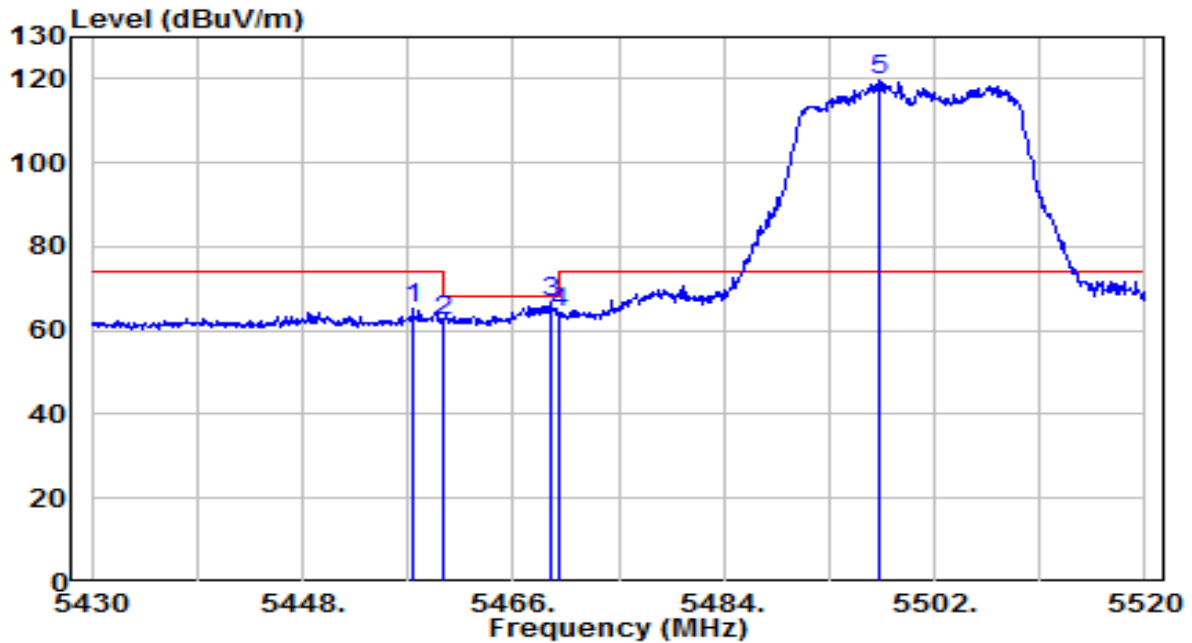


No	Frequency (MHz)	Reading (dBuV)	C.F (dB)	Measurement (dBuV/m)	Margin (dB)	Limit (dBuV/m)	Remark (QP/PK/AV)
1	5458.980	31.49	20.23	51.72	-2.28	54.00	Average
2	5460.000	31.28	20.23	51.50	-2.50	54.00	Average
3	* 5497.320	84.53	20.27	104.80	N/A	N/A	Average

Note:

1. " *", means this data is the worst emission level.
2. C.F (Correction Factor) = Antenna Factor (dB)+ Cable Loss (dB)– Preamplifier(dB)+16db attenuation.
3. Measurement(dBuV/m) = Reading(dBuV) + C.F (Correction Factor).
- 4.The emission levels of other frequencies are very lower than the limit and not show in test report.

EUT	AP301	Date of Test	2020-11-26
Factor	BBHA 9120D	Temp. / Humidity	26.4°C/44.5%
Polarity	Vertical	Site / Test Engineer	AC1 /Jay Chiu
Test Mode	Transmit by 802.11ax-HE20 at Channel 5500MHz	Test Voltage	120V/60Hz

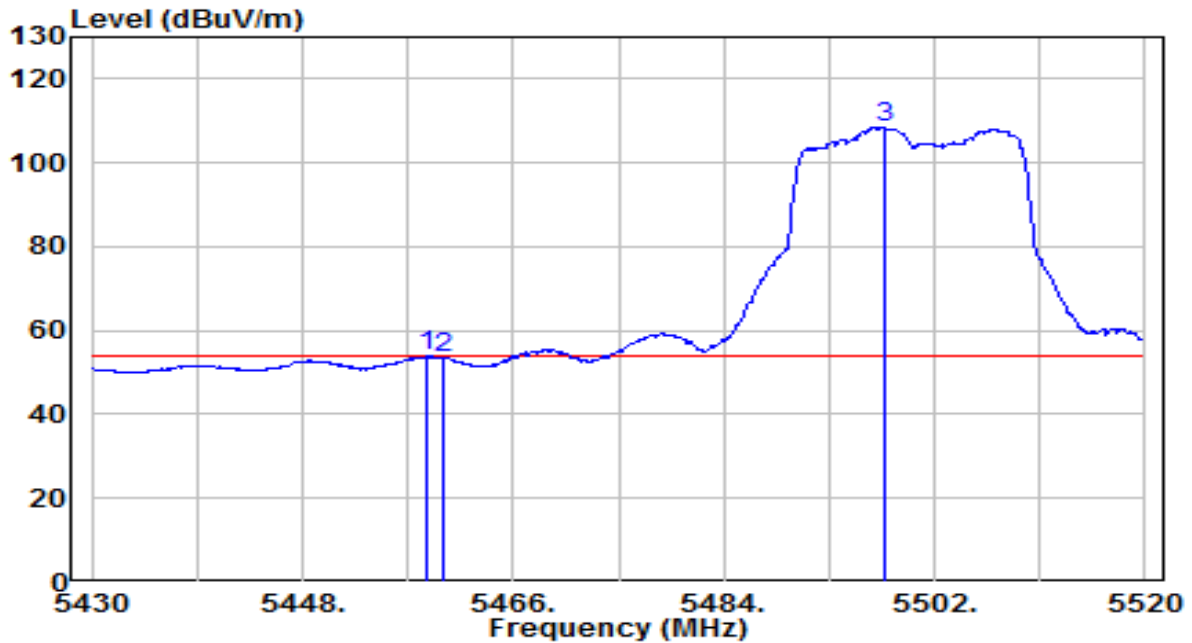


No	Frequency (MHz)	Reading (dBuV)	C.F (dB)	Measurement (dBuV/m)	Margin (dB)	Limit (dBuV/m)	Remark (QP/PK/AV)
1	5457.450	45.18	20.23	65.41	-8.59	74.00	Peak
2	5460.000	41.96	20.23	62.19	-6.01	68.20	Peak
3	5469.240	46.69	20.24	66.93	-1.27	68.20	Peak
4	5470.000	43.89	20.24	64.13	-4.07	68.20	Peak
5	* 5497.230	99.23	20.27	119.50	N/A	N/A	Peak

Note:

1. " *", means this data is the worst emission level.
2. C.F (Correction Factor) = Antenna Factor (dB)+ Cable Loss (dB)– Preamplifier(dB)+16db attenuation.
3. Measurement(dBuV/m) = Reading(dBuV) + C.F (Correction Factor).
- 4.The emission levels of other frequencies are very lower than the limit and not show in test report.

EUT	AP301	Date of Test	2020-11-26
Factor	BBHA 9120D	Temp. / Humidity	26.4°C/44.5%
Polarity	Vertical	Site / Test Engineer	AC1 /Jay Chiu
Test Mode	Transmit by 802.11ax-HE20 at Channel 5500MHz	Test Voltage	120V/60Hz

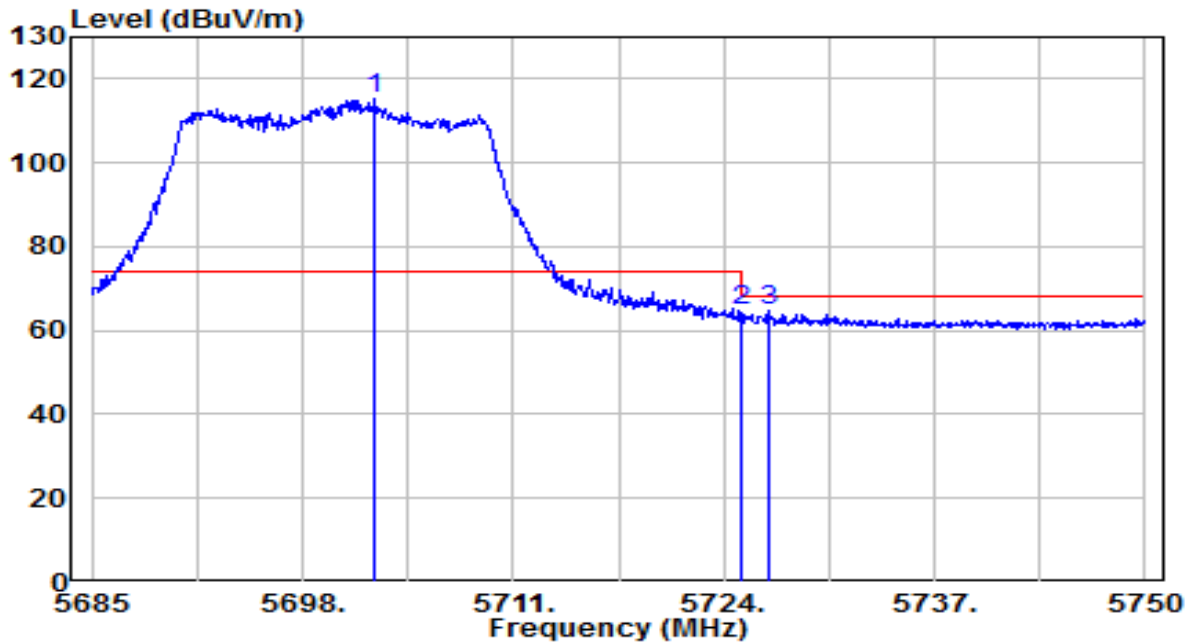


No	Frequency (MHz)	Reading (dBuV)	C.F (dB)	Measurement (dBuV/m)	Margin (dB)	Limit (dBuV/m)	Remark (QP/PK/AV)
1	5458.710	33.61	20.23	53.83	-0.17	54.00	Average
2	5460.000	33.30	20.23	53.52	-0.48	54.00	Average
3	* 5497.680	88.28	20.27	108.55	N/A	N/A	Average

Note:

1. " *", means this data is the worst emission level.
2. C.F (Correction Factor) = Antenna Factor (dB)+ Cable Loss (dB)– Preamplifier(dB)+16db attenuation.
3. Measurement(dBuV/m) = Reading(dBuV) + C.F (Correction Factor).
- 4.The emission levels of other frequencies are very lower than the limit and not show in test report.

EUT	AP301	Date of Test	2020-11-26
Factor	BBHA 9120D	Temp. / Humidity	26.4°C/44.5%
Polarity	Horizontal	Site / Test Engineer	AC1 /Jay Chiu
Test Mode	Transmit by 802.11ax-HE20 at Channel 5700MHz	Test Voltage	120V/60Hz

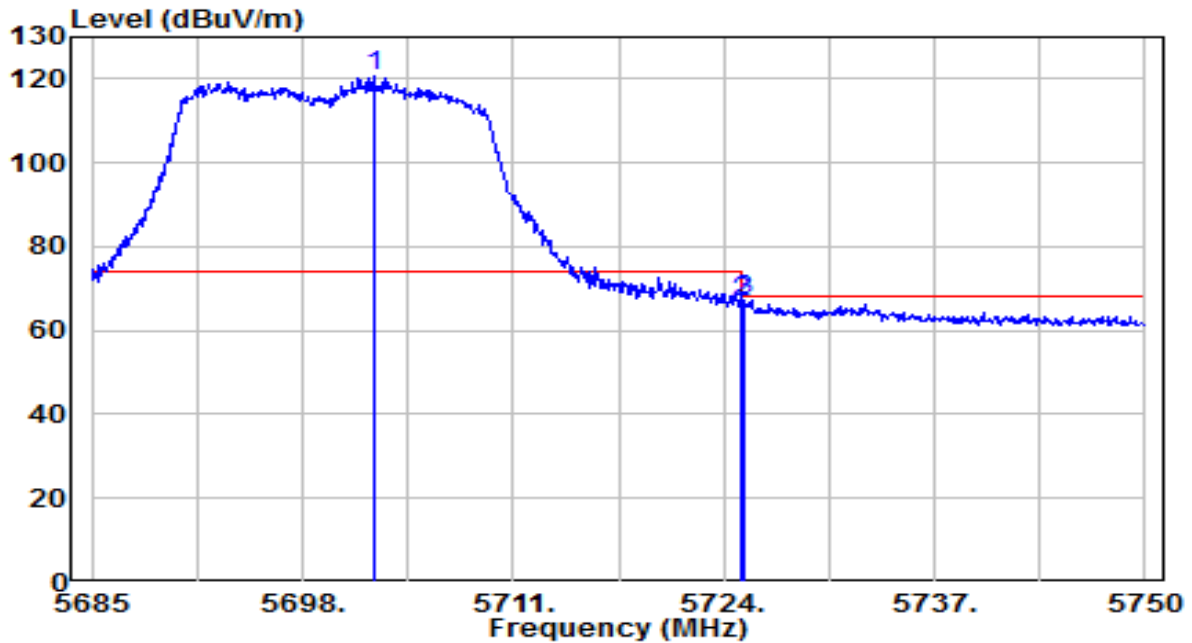


No	Frequency (MHz)	Reading (dBuV)	C.F (dB)	Measurement (dBuV/m)	Margin (dB)	Limit (dBuV/m)	Remark (QP/PK/AV)
1	* 5702.485	94.38	20.93	115.30	N/A	N/A	Peak
2	5725.000	43.64	21.00	64.64	-3.56	68.20	Peak
3	5726.730	43.79	21.00	64.79	-3.41	68.20	Peak

Note:

1. " *", means this data is the worst emission level.
2. C.F (Correction Factor) = Antenna Factor (dB)+ Cable Loss (dB)– Preamplifier(dB)+16db attenuation.
3. Measurement(dBuV/m) = Reading(dBuV) + C.F (Correction Factor).
- 4.The emission levels of other frequencies are very lower than the limit and not show in test report.

EUT	AP301	Date of Test	2020-11-26
Factor	BBHA 9120D	Temp. / Humidity	26.4°C/44.5%
Polarity	Vertical	Site / Test Engineer	AC1 /Jay Chiu
Test Mode	Transmit by 802.11ax-HE20 at Channel 5700MHz	Test Voltage	120V/60Hz

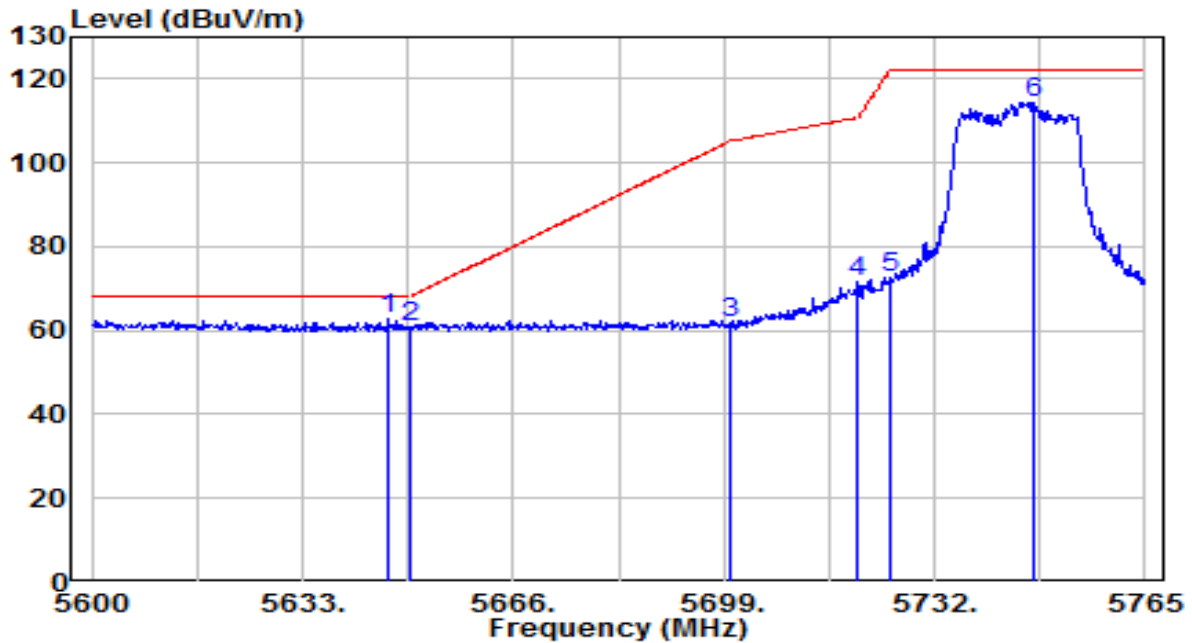


No	Frequency (MHz)	Reading (dBuV)	C.F (dB)	Measurement (dBuV/m)	Margin (dB)	Limit (dBuV/m)	Remark (QP/PK/AV)
1	* 5702.420	99.95	20.93	120.88	N/A	N/A	Peak
2	5725.000	45.64	21.00	66.64	-1.56	68.20	Peak
3	5725.300	46.43	21.00	67.43	-0.77	68.20	Peak

Note:

1. " *", means this data is the worst emission level.
2. C.F (Correction Factor) = Antenna Factor (dB)+ Cable Loss (dB)– Preamplifier(dB)+16db attenuation.
3. Measurement(dBuV/m) = Reading(dBuV) + C.F (Correction Factor).
- 4.The emission levels of other frequencies are very lower than the limit and not show in test report.

EUT	AP301	Date of Test	2020-11-26
Factor	BBHA 9120D	Temp. / Humidity	26.4°C/44.5%
Polarity	Horizontal	Site / Test Engineer	AC1 /Jay Chiu
Test Mode	Transmit by 802.11ax-HE20 at Channel 5745MHz	Test Voltage	120V/60Hz

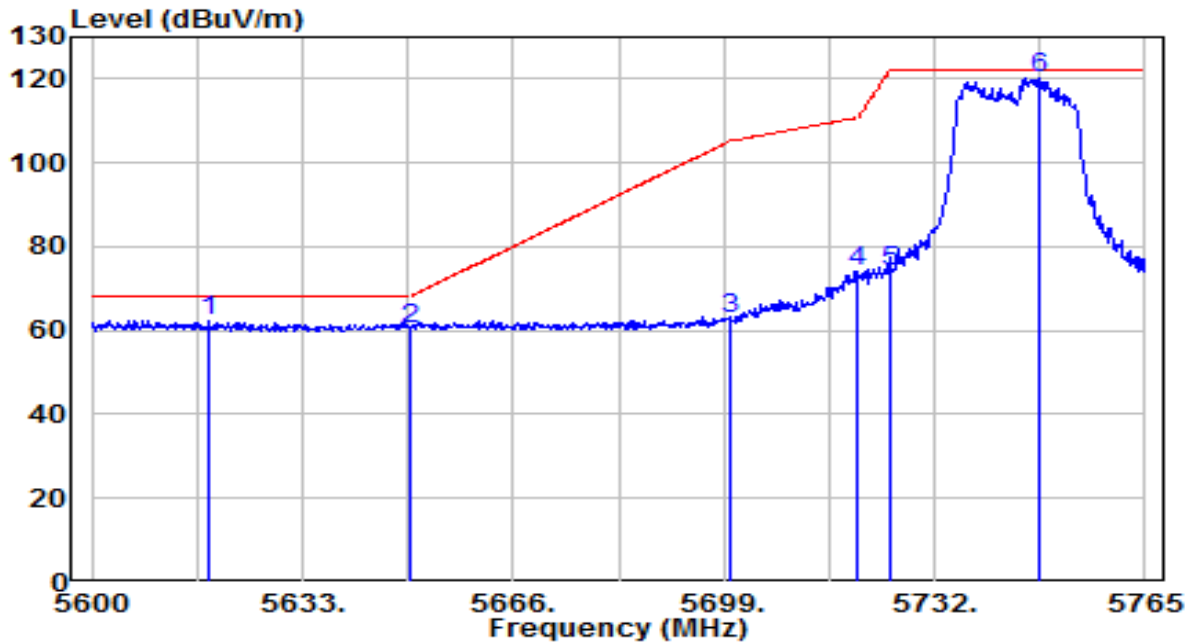


No	Frequency (MHz)	Reading (dBuV)	C.F (dB)	Measurement (dBuV/m)	Margin (dB)	Limit (dBuV/m)	Remark (QP/PK/AV)
1	* 5646.530	42.23	20.74	62.98	-5.22	68.20	Peak
2	5650.000	40.24	20.76	60.99	-7.21	68.20	Peak
3	5700.000	40.83	20.92	61.75	-43.45	105.20	Peak
4	5720.000	50.72	20.98	71.70	-39.10	110.80	Peak
5	5725.000	51.39	21.00	72.39	-49.81	122.20	Peak
6	5747.675	93.43	21.07	114.50	N/A	N/A	Peak

Note:

1. " *", means this data is the worst emission level.
2. C.F (Correction Factor) = Antenna Factor (dB)+ Cable Loss (dB)– Preamplifier(dB)+16db attenuation.
3. Measurement(dBuV/m) = Reading(dBuV) + C.F (Correction Factor).
- 4.The emission levels of other frequencies are very lower than the limit and not show in test report.

EUT	AP301	Date of Test	2020-11-26
Factor	BBHA 9120D	Temp. / Humidity	26.4°C/44.5%
Polarity	Vertical	Site / Test Engineer	AC1 /Jay Chiu
Test Mode	Transmit by 802.11ax-HE20 at Channel 5745MHz	Test Voltage	120V/60Hz

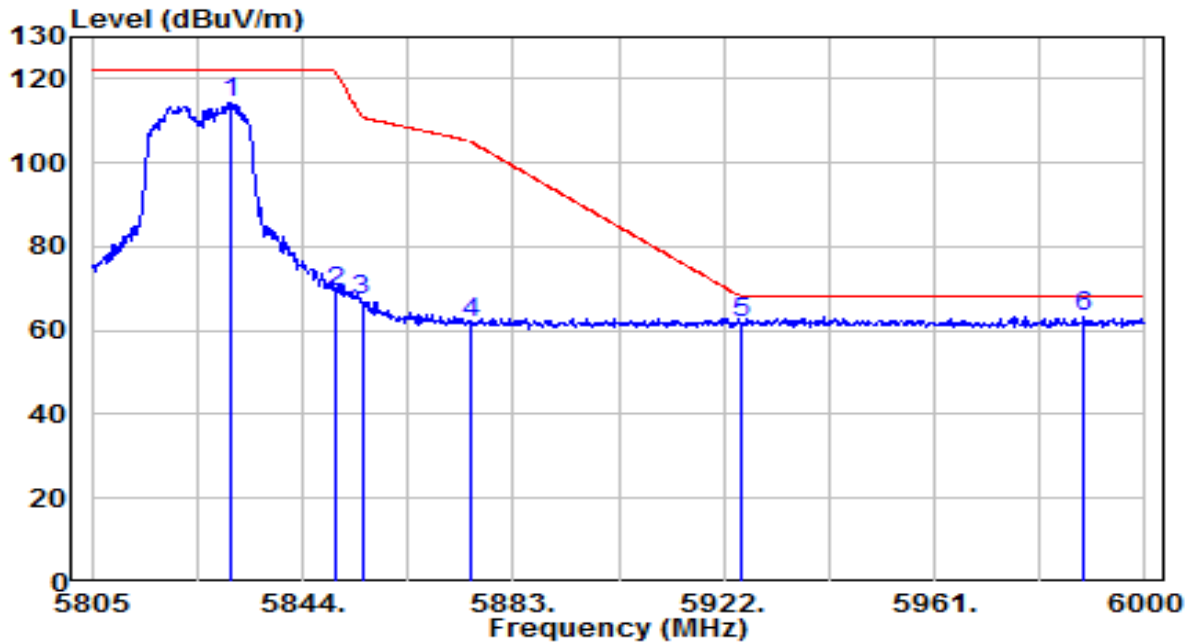


No	Frequency (MHz)	Reading (dBuV)	C.F (dB)	Measurement (dBuV/m)	Margin (dB)	Limit (dBuV/m)	Remark (QP/PK/AV)
1	5618.480	41.83	20.65	62.48	-5.72	68.20	Peak
2	5650.000	39.77	20.76	60.53	-7.67	68.20	Peak
3	5700.000	41.81	20.92	62.73	-42.47	105.20	Peak
4	5720.000	52.92	20.98	73.90	-36.90	110.80	Peak
5	5725.000	53.26	21.00	74.26	-47.94	122.20	Peak
6	* 5748.335	99.05	21.07	120.12	N/A	N/A	Peak

Note:

1. " *", means this data is the worst emission level.
2. C.F (Correction Factor) = Antenna Factor (dB)+ Cable Loss (dB)– Preamplifier(dB)+16db attenuation.
3. Measurement(dBuV/m) = Reading(dBuV) + C.F (Correction Factor).
- 4.The emission levels of other frequencies are very lower than the limit and not show in test report.

EUT	AP301	Date of Test	2020-11-26
Factor	BBHA 9120D	Temp. / Humidity	26.4°C/44.5%
Polarity	Horizontal	Site / Test Engineer	AC1 /Jay Chiu
Test Mode	Transmit by 802.11ax-HE20 at Channel 5825MHz	Test Voltage	120V/60Hz

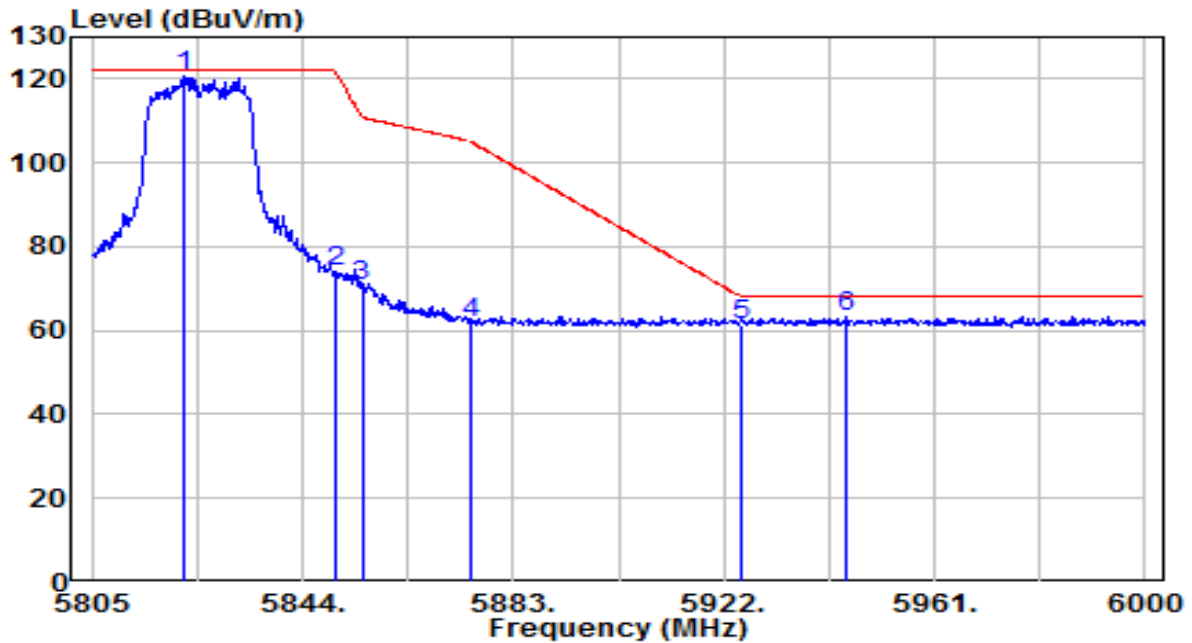


No	Frequency (MHz)	Reading (dBuV)	C.F (dB)	Measurement (dBuV/m)	Margin (dB)	Limit (dBuV/m)	Remark (QP/PK/AV)
1	5830.545	93.12	21.34	114.46	N/A	N/A	Peak
2	5850.000	47.63	21.40	69.03	-53.17	122.20	Peak
3	5855.000	45.72	21.42	67.14	-43.66	110.80	Peak
4	5875.000	40.51	21.49	62.00	-43.20	105.20	Peak
5	5925.000	40.38	21.65	62.03	-6.17	68.20	Peak
6	* 5988.690	41.41	21.85	63.26	-4.94	68.20	Peak

Note:

1. " *", means this data is the worst emission level.
2. C.F (Correction Factor) = Antenna Factor (dB)+ Cable Loss (dB)– Preamplifier(dB)+16db attenuation.
3. Measurement(dBuV/m) = Reading(dBuV) + C.F (Correction Factor).
- 4.The emission levels of other frequencies are very lower than the limit and not show in test report.

EUT	AP301	Date of Test	2020-11-26
Factor	BBHA 9120D	Temp. / Humidity	26.4°C/44.5%
Polarity	Vertical	Site / Test Engineer	AC1 /Jay Chiu
Test Mode	Transmit by 802.11ax-HE20 at Channel 5825MHz	Test Voltage	120V/60Hz

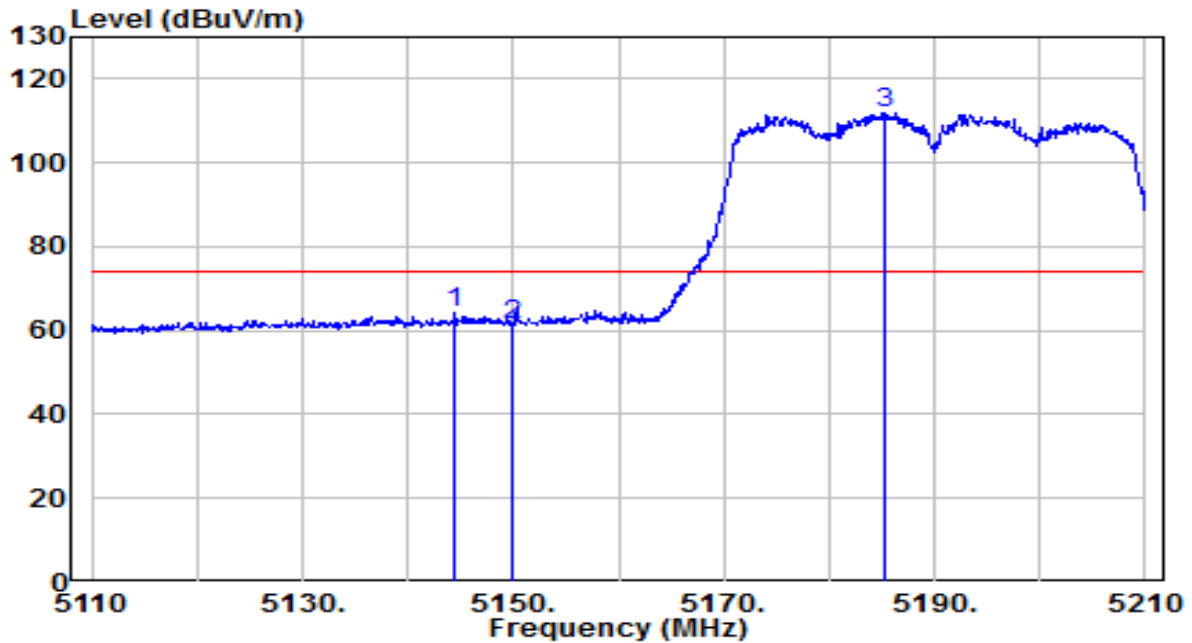


No	Frequency (MHz)	Reading (dBUV)	C.F (dB)	Measurement (dBUV/m)	Margin (dB)	Limit (dBUV/m)	Remark (QP/PK/AV)
1	* 5821.965	99.54	21.31	120.85	N/A	N/A	Peak
2	5850.000	52.59	21.40	74.00	-48.20	122.20	Peak
3	5855.000	49.23	21.42	70.65	-40.15	110.80	Peak
4	5875.000	40.39	21.49	61.88	-43.32	105.20	Peak
5	5925.000	39.54	21.65	61.18	-7.02	68.20	Peak
6	5944.425	41.79	21.71	63.50	-4.70	68.20	Peak

Note:

1. " *", means this data is the worst emission level.
2. C.F (Correction Factor) = Antenna Factor (dB)+ Cable Loss (dB)– Preamplifier(dB)+16db attenuation.
3. Measurement(dBUV/m) = Reading(dBUV) + C.F (Correction Factor).
- 4.The emission levels of other frequencies are very lower than the limit and not show in test report.

EUT	AP301	Date of Test	2020-11-26
Factor	BBHA 9120D	Temp. / Humidity	25.6°C/37.8%
Polarity	Horizontal	Site / Test Engineer	AC1 / Jay Chiu
Test Mode	Transmit by 802.11ax-HE40 at Channel 5190MHz	Test Voltage	120V/60Hz

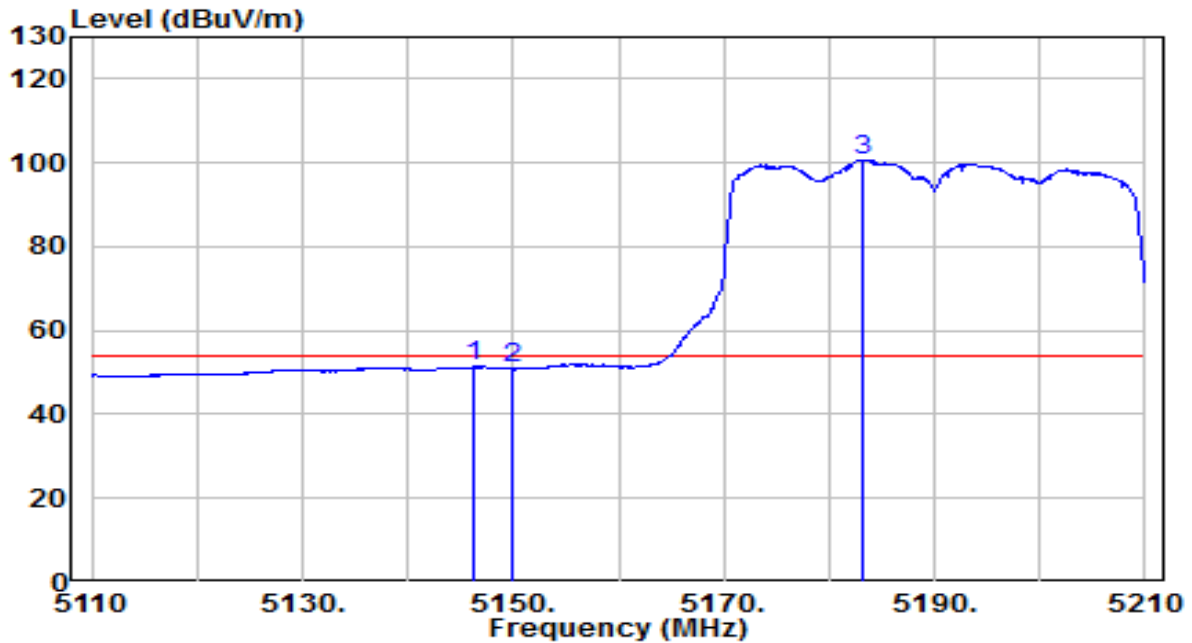


No	Frequency (MHz)	Reading (dBuV)	C.F (dB)	Measurement (dBuV/m)	Margin (dB)	Limit (dBuV/m)	Remark (QP/PK/AV)
1	5144.500	44.53	19.90	64.43	-9.57	74.00	Peak
2	5150.000	41.52	19.91	61.42	-12.58	74.00	Peak
3	* 5185.200	92.10	19.94	112.04	N/A	N/A	Peak

Note:

1. " *", means this data is the worst emission level.
2. C.F (Correction Factor) = Antenna Factor (dB)+ Cable Loss (dB)– Preamplifier(dB)+16db attenuation.
3. Measurement(dBuV/m) = Reading(dBuV) + C.F (Correction Factor).
- 4.The emission levels of other frequencies are very lower than the limit and not show in test report.

EUT	AP301	Date of Test	2020-11-26
Factor	BBHA 9120D	Temp. / Humidity	25.6°C/37.8%
Polarity	Horizontal	Site / Test Engineer	AC1 / Jay Chiu
Test Mode	Transmit by 802.11ax-HE40 at Channel 5190MHz	Test Voltage	120V/60Hz

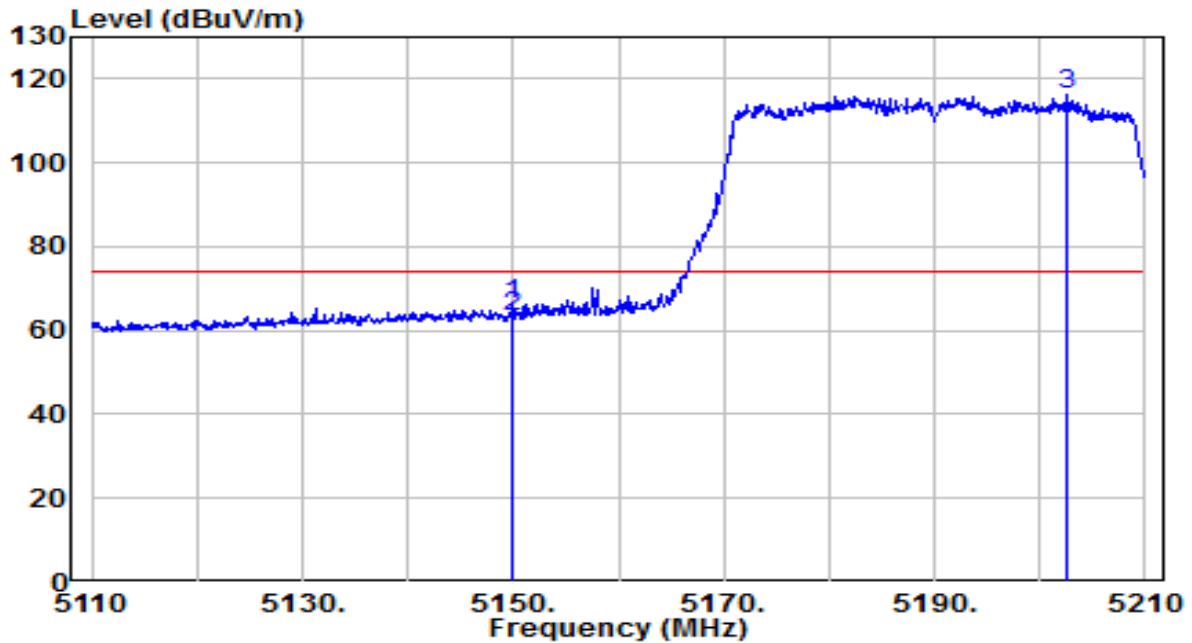


No	Frequency (MHz)	Reading (dBuV)	C.F (dB)	Measurement (dBuV/m)	Margin (dB)	Limit (dBuV/m)	Remark (QP/PK/AV)
1	5146.300	31.53	19.90	51.43	-2.57	54.00	Average
2	5150.000	31.09	19.91	50.99	-3.01	54.00	Average
3	* 5183.300	80.70	19.94	100.64	N/A	N/A	Average

Note:

1. " *", means this data is the worst emission level.
2. C.F (Correction Factor) = Antenna Factor (dB)+ Cable Loss (dB)– Preamplifier(dB)+16db attenuation.
3. Measurement(dBuV/m) = Reading(dBuV) + C.F (Correction Factor).
- 4.The emission levels of other frequencies are very lower than the limit and not show in test report.

EUT	AP301	Date of Test	2020-11-26
Factor	BBHA 9120D	Temp. / Humidity	25.6°C/37.8%
Polarity	Vertical	Site / Test Engineer	AC1 / Jay Chiu
Test Mode	Transmit by 802.11ax-HE40 at Channel 5190MHz	Test Voltage	120V/60Hz

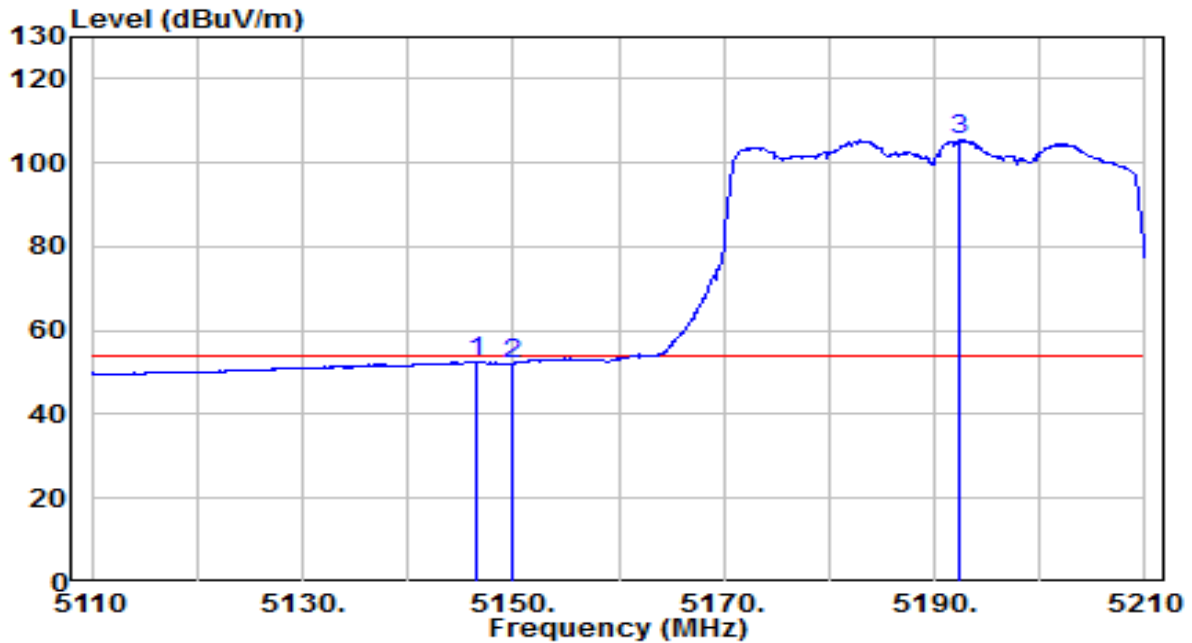


No	Frequency (MHz)	Reading (dBuV)	C.F (dB)	Measurement (dBuV/m)	Margin (dB)	Limit (dBuV/m)	Remark (QP/PK/AV)
1	5149.900	46.20	19.91	66.11	-7.89	74.00	Peak
2	5150.000	43.44	19.91	63.35	-10.65	74.00	Peak
3	* 5202.500	96.47	19.96	116.44	N/A	N/A	Peak

Note:

1. " *", means this data is the worst emission level.
2. C.F (Correction Factor) = Antenna Factor (dB)+ Cable Loss (dB)– Preamplifier(dB)+16db attenuation.
3. Measurement(dBuV/m) = Reading(dBuV) + C.F (Correction Factor).
- 4.The emission levels of other frequencies are very lower than the limit and not show in test report.

EUT	AP301	Date of Test	2020-11-26
Factor	BBHA 9120D	Temp. / Humidity	25.6°C/37.8%
Polarity	Vertical	Site / Test Engineer	AC1 / Jay Chiu
Test Mode	Transmit by 802.11ax-HE40 at Channel 5190MHz	Test Voltage	120V/60Hz

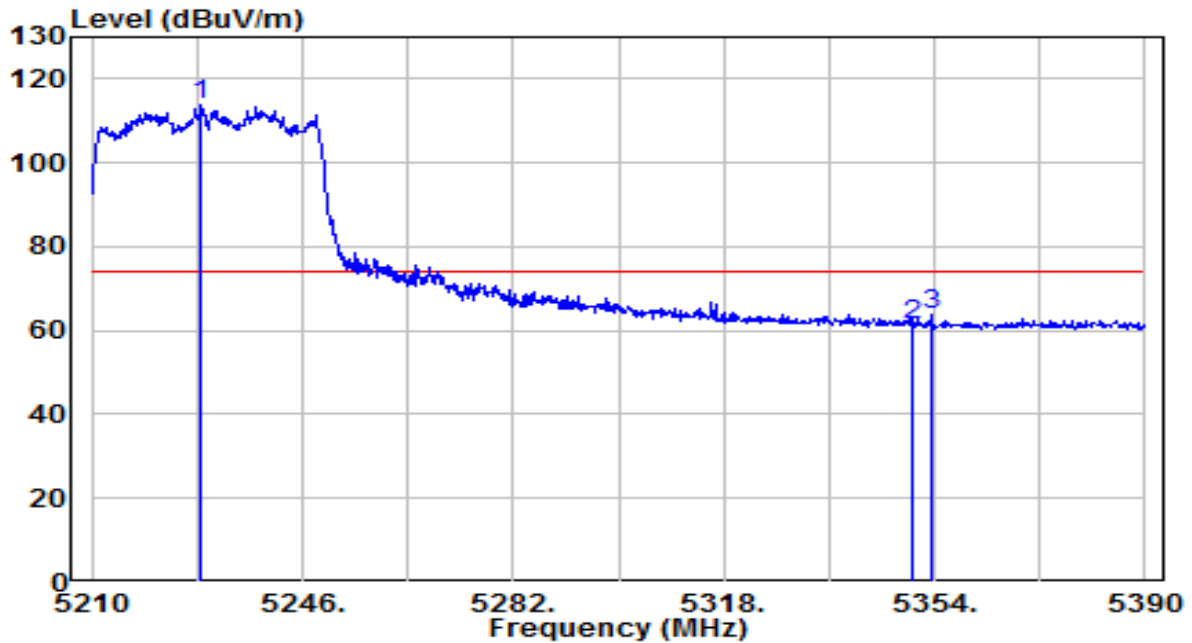


No	Frequency (MHz)	Reading (dBuV)	C.F (dB)	Measurement (dBuV/m)	Margin (dB)	Limit (dBuV/m)	Remark (QP/PK/AV)
1	5146.400	32.52	19.90	52.42	-1.58	54.00	Average
2	5150.000	32.32	19.91	52.23	-1.77	54.00	Average
3	* 5192.300	85.38	19.95	105.33	N/A	N/A	Average

Note:

1. " *", means this data is the worst emission level.
2. C.F (Correction Factor) = Antenna Factor (dB)+ Cable Loss (dB)– Preamplifier(dB)+16db attenuation.
3. Measurement(dBuV/m) = Reading(dBuV) + C.F (Correction Factor).
- 4.The emission levels of other frequencies are very lower than the limit and not show in test report.

EUT	AP301	Date of Test	2020-11-26
Factor	BBHA 9120D	Temp. / Humidity	25.6°C/37.8%
Polarity	Horizontal	Site / Test Engineer	AC1 / Jay Chiu
Test Mode	Transmit by 802.11ax-HE40 at Channel 5230MHz	Test Voltage	120V/60Hz

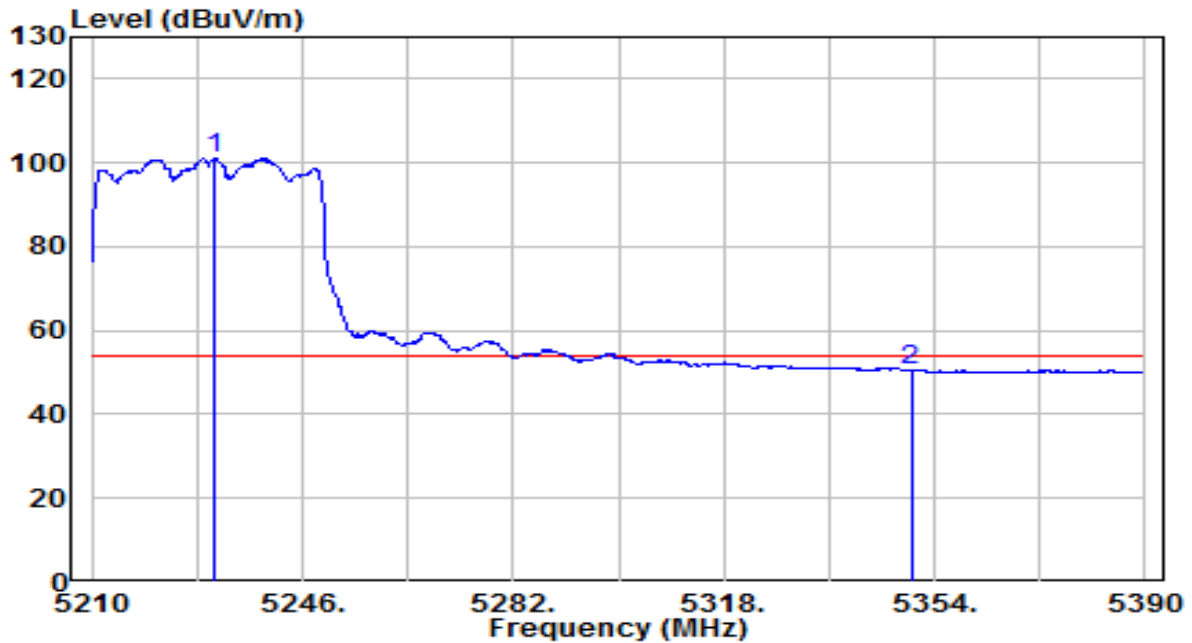


No	Frequency (MHz)	Reading (dBuV)	C.F (dB)	Measurement (dBuV/m)	Margin (dB)	Limit (dBuV/m)	Remark (QP/PK/AV)
1	* 5228.540	93.62	19.99	113.61	N/A	N/A	Peak
2	5350.040	40.98	20.11	61.10	-12.90	74.00	Peak
3	5353.460	43.48	20.12	63.60	-10.40	74.00	Peak

Note:

1. " *", means this data is the worst emission level.
2. C.F (Correction Factor) = Antenna Factor (dB)+ Cable Loss (dB)– Preamplifier(dB)+16db attenuation.
3. Measurement(dBuV/m) = Reading(dBuV) + C.F (Correction Factor).
- 4.The emission levels of other frequencies are very lower than the limit and not show in test report.

EUT	AP301	Date of Test	2020-11-26
Factor	BBHA 9120D	Temp. / Humidity	25.6°C/37.8%
Polarity	Horizontal	Site / Test Engineer	AC1 / Jay Chiu
Test Mode	Transmit by 802.11ax-HE40 at Channel 5230MHz	Test Voltage	120V/60Hz

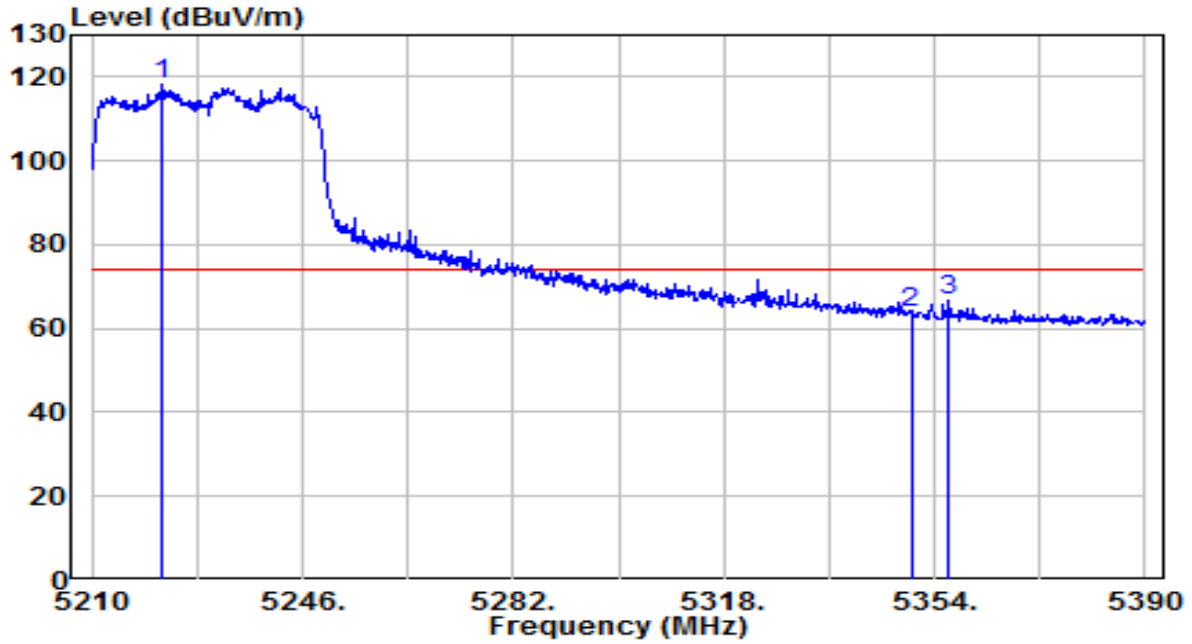


No	Frequency (MHz)	Reading (dBuV)	C.F (dB)	Measurement (dBuV/m)	Margin (dB)	Limit (dBuV/m)	Remark (QP/PK/AV)
1	* 5231.060	81.21	19.99	101.20	N/A	N/A	Average
2	5350.000	30.48	20.11	50.59	-3.41	54.00	Average

Note:

1. " *", means this data is the worst emission level.
2. C.F (Correction Factor) = Antenna Factor (dB)+ Cable Loss (dB)– Preamplifier(dB)+16db attenuation.
3. Measurement(dBuV/m) = Reading(dBuV) + C.F (Correction Factor).
- 4.The emission levels of other frequencies are very lower than the limit and not show in test report.

EUT	AP301	Date of Test	2020-11-26
Factor	BBHA 9120D	Temp. / Humidity	25.6°C/37.8%
Polarity	Vertical	Site / Test Engineer	AC1 /Jay Chiu
Test Mode	Transmit by 802.11ax-HE40 at Channel 5230MHz	Test Voltage	120V/60Hz

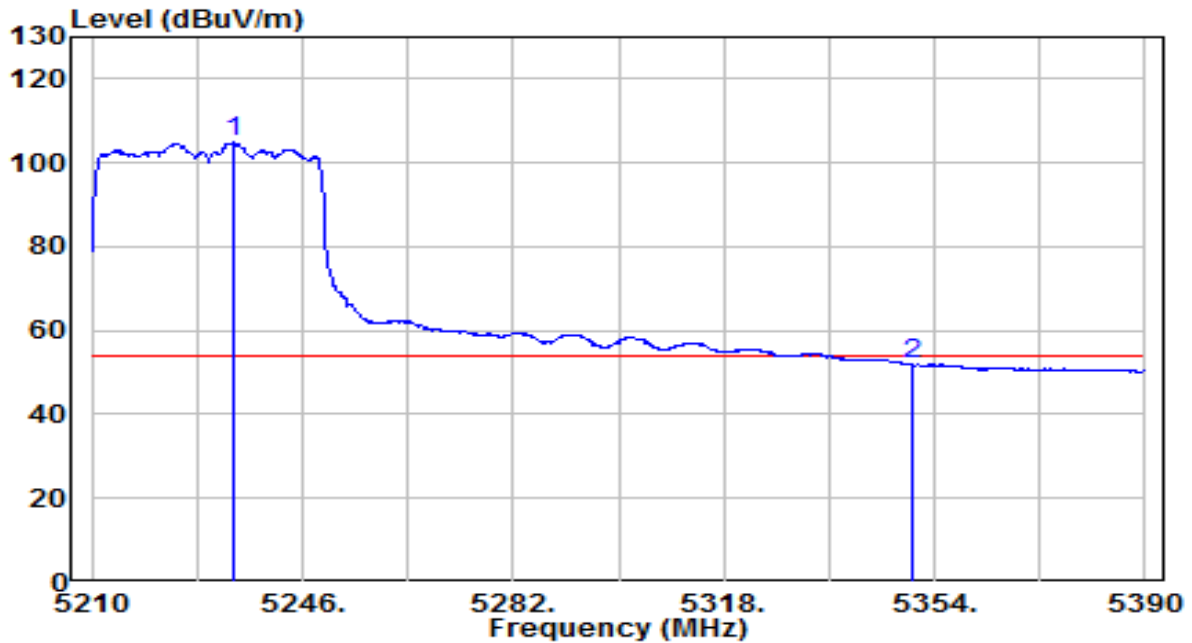


No	Frequency (MHz)	Reading (dBuV)	C.F (dB)	Measurement (dBuV/m)	Margin (dB)	Limit (dBuV/m)	Remark (QP/PK/AV)
1	* 5222.060	98.39	19.98	118.37	N/A	N/A	Peak
2	5350.000	43.84	20.11	63.96	-10.04	74.00	Peak
3	5356.340	46.53	20.12	66.66	-7.34	74.00	Peak

Note:

1. " *", means this data is the worst emission level.
2. C.F (Correction Factor) = Antenna Factor (dB)+ Cable Loss (dB)– Preamplifier(dB)+16db attenuation.
3. Measurement(dBuV/m) = Reading(dBuV) + C.F (Correction Factor).
- 4.The emission levels of other frequencies are very lower than the limit and not show in test report.

EUT	AP301	Date of Test	2020-11-26
Factor	BBHA 9120D	Temp. / Humidity	25.6°C/37.8%
Polarity	Vertical	Site / Test Engineer	AC1 / Jay Chiu
Test Mode	Transmit by 802.11ax-HE40 at Channel 5230MHz	Test Voltage	120V/60Hz

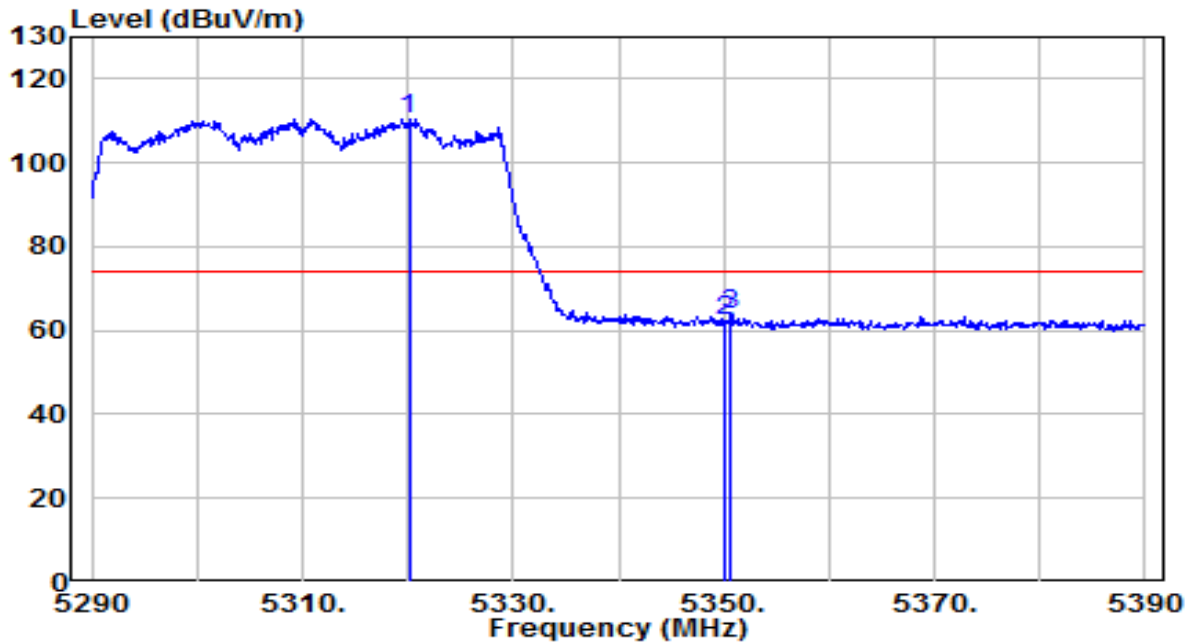


No	Frequency (MHz)	Reading (dBuV)	C.F (dB)	Measurement (dBuV/m)	Margin (dB)	Limit (dBuV/m)	Remark (QP/PK/AV)
1	* 5234.120	84.74	19.99	104.74	N/A	N/A	Average
2	5350.040	31.88	20.11	52.00	-2.00	54.00	Average

Note:

1. " *", means this data is the worst emission level.
2. C.F (Correction Factor) = Antenna Factor (dB)+ Cable Loss (dB)– Preamplifier(dB)+16db attenuation.
3. Measurement(dBuV/m) = Reading(dBuV) + C.F (Correction Factor).
- 4.The emission levels of other frequencies are very lower than the limit and not show in test report.

EUT	AP301	Date of Test	2020-11-26
Factor	BBHA 9120D	Temp. / Humidity	25.6°C/37.8%
Polarity	Horizontal	Site / Test Engineer	AC1 / Jay Chiu
Test Mode	Transmit by 802.11ax-HE40 at Channel 5310MHz	Test Voltage	120V/60Hz

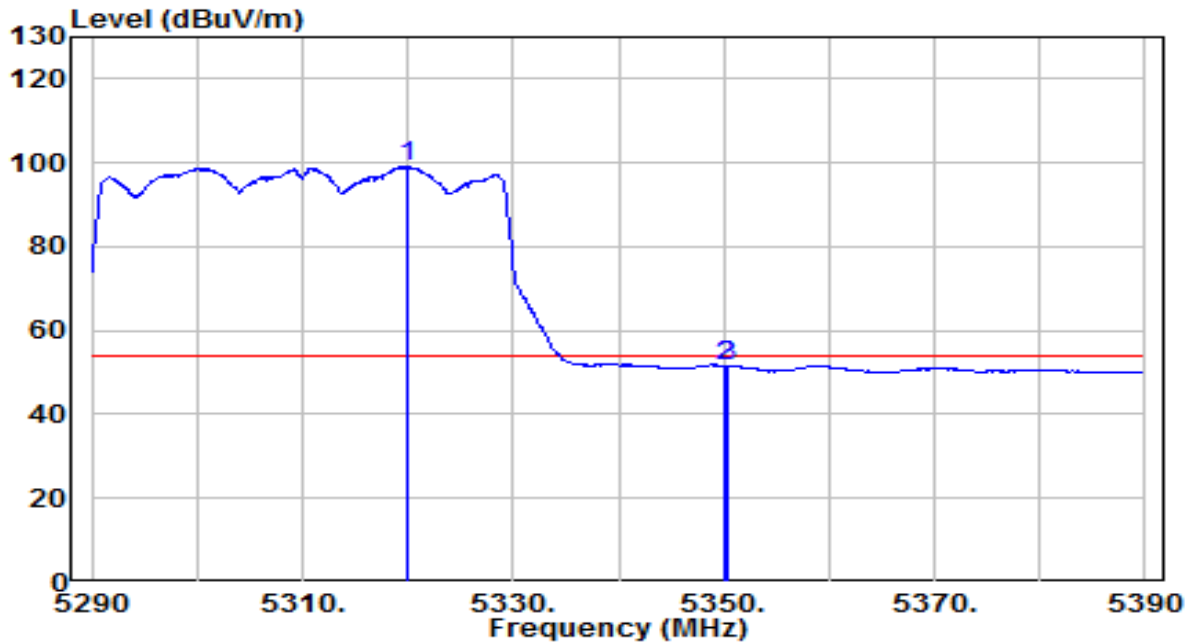


No	Frequency (MHz)	Reading (dBuV)	C.F (dB)	Measurement (dBuV/m)	Margin (dB)	Limit (dBuV/m)	Remark (QP/PK/AV)
1	* 5320.100	90.47	20.08	110.55	N/A	N/A	Peak
2	5350.000	41.99	20.11	62.10	-11.90	74.00	Peak
3	5350.700	43.63	20.11	63.74	-10.26	74.00	Peak

Note:

1. " *", means this data is the worst emission level.
2. C.F (Correction Factor) = Antenna Factor (dB)+ Cable Loss (dB)– Preamplifier(dB)+16db attenuation.
3. Measurement(dBuV/m) = Reading(dBuV) + C.F (Correction Factor).
- 4.The emission levels of other frequencies are very lower than the limit and not show in test report.

EUT	AP301	Date of Test	2020-11-26
Factor	BBHA 9120D	Temp. / Humidity	25.6°C/37.8%
Polarity	Horizontal	Site / Test Engineer	AC1 / Jay Chiu
Test Mode	Transmit by 802.11ax-HE40 at Channel 5310MHz	Test Voltage	120V/60Hz

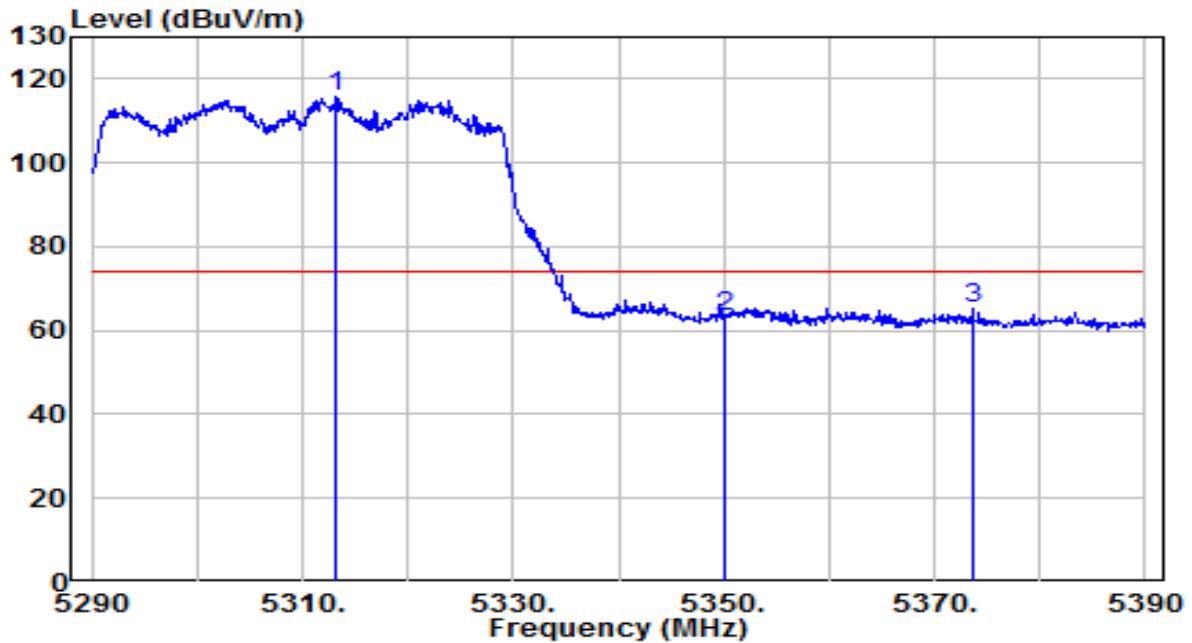


No	Frequency (MHz)	Reading (dBuV)	C.F (dB)	Measurement (dBuV/m)	Margin (dB)	Limit (dBuV/m)	Remark (QP/PK/AV)
1	* 5320.000	78.96	20.08	99.04	N/A	N/A	Average
2	5350.000	31.63	20.11	51.74	-2.26	54.00	Average
3	5350.400	31.62	20.11	51.73	-2.27	54.00	Average

Note:

1. " *", means this data is the worst emission level.
2. C.F (Correction Factor) = Antenna Factor (dB)+ Cable Loss (dB)– Preamplifier(dB)+16db attenuation.
3. Measurement(dBuV/m) = Reading(dBuV) + C.F (Correction Factor).
- 4.The emission levels of other frequencies are very lower than the limit and not show in test report.

EUT	AP301	Date of Test	2020-11-26
Factor	BBHA 9120D	Temp. / Humidity	25.6°C/37.8%
Polarity	Vertical	Site / Test Engineer	AC1 / Jay Chiu
Test Mode	Transmit by 802.11ax-HE40 at Channel 5310MHz	Test Voltage	120V/60Hz

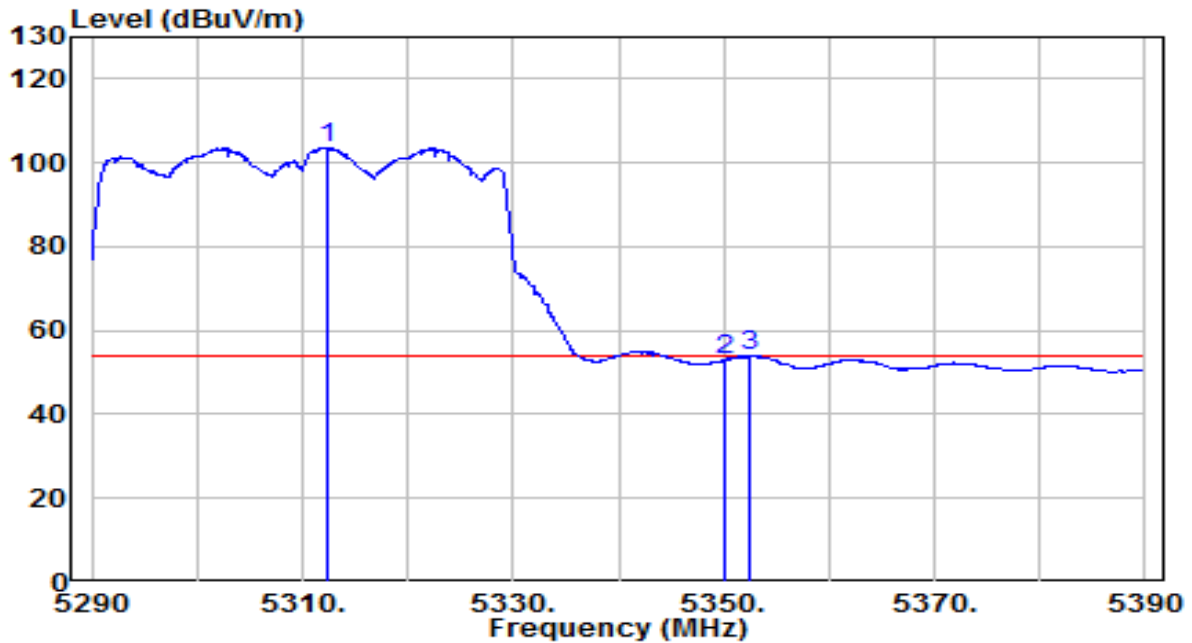


No	Frequency (MHz)	Reading (dBuV)	C.F (dB)	Measurement (dBuV/m)	Margin (dB)	Limit (dBuV/m)	Remark (QP/PK/AV)
1	* 5313.200	95.57	20.08	115.65	N/A	N/A	Peak
2	5350.000	43.29	20.11	63.40	-10.60	74.00	Peak
3	5373.600	45.29	20.14	65.43	-8.57	74.00	Peak

Note:

1. " *", means this data is the worst emission level.
2. C.F (Correction Factor) = Antenna Factor (dB)+ Cable Loss (dB)– Preamplifier(dB)+16db attenuation.
3. Measurement(dBuV/m) = Reading(dBuV) + C.F (Correction Factor).
- 4.The emission levels of other frequencies are very lower than the limit and not show in test report.

EUT	AP301	Date of Test	2020-11-26
Factor	BBHA 9120D	Temp. / Humidity	25.6°C/37.8%
Polarity	Vertical	Site / Test Engineer	AC1 / Jay Chiu
Test Mode	Transmit by 802.11ax-HE40 at Channel 5310MHz	Test Voltage	120V/60Hz

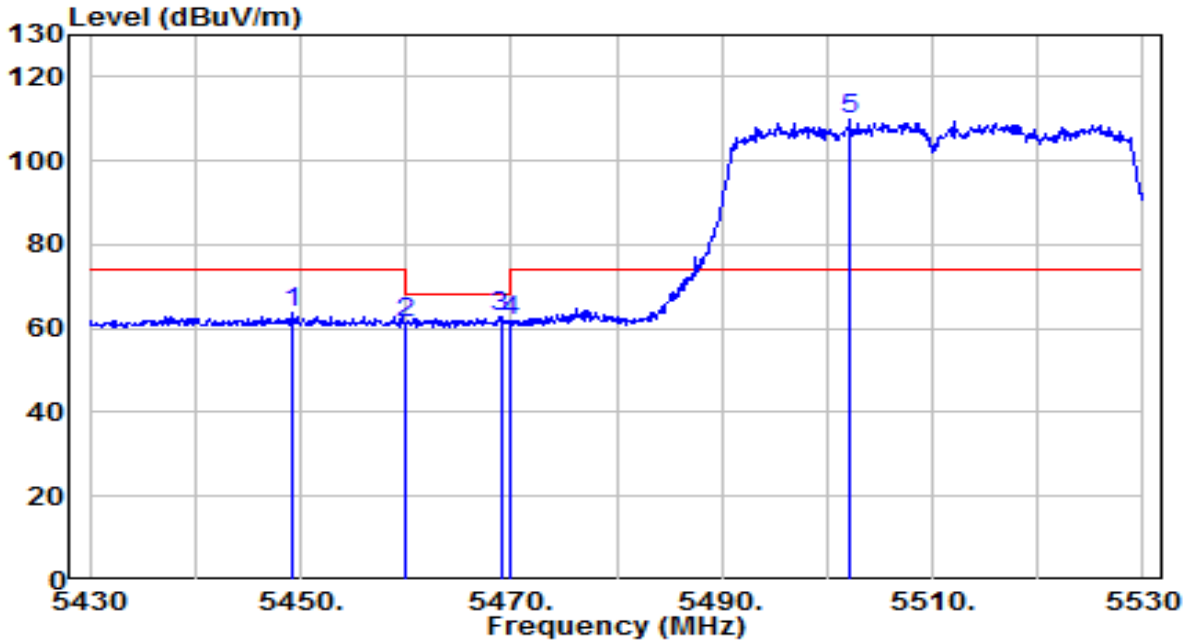


No	Frequency (MHz)	Reading (dBuV)	C.F (dB)	Measurement (dBuV/m)	Margin (dB)	Limit (dBuV/m)	Remark (QP/PK/AV)
1	* 5312.300	83.39	20.07	103.47	N/A	N/A	Average
2	5350.000	32.62	20.11	52.74	-1.26	54.00	Average
3	5352.500	33.81	20.12	53.93	-0.07	54.00	Average

Note:

1. " *", means this data is the worst emission level.
2. C.F (Correction Factor) = Antenna Factor (dB)+ Cable Loss (dB)– Preamplifier(dB)+16db attenuation.
3. Measurement(dBuV/m) = Reading(dBuV) + C.F (Correction Factor).
- 4.The emission levels of other frequencies are very lower than the limit and not show in test report.

EUT	AP301	Date of Test	2020-11-26
Factor	BBHA 9120D	Temp. / Humidity	25.6°C/37.8%
Polarity	Horizontal	Site / Test Engineer	AC1 / Jay Chiu
Test Mode	Transmit by 802.11ax-HE40 at Channel 5510MHz	Test Voltage	120V/60Hz

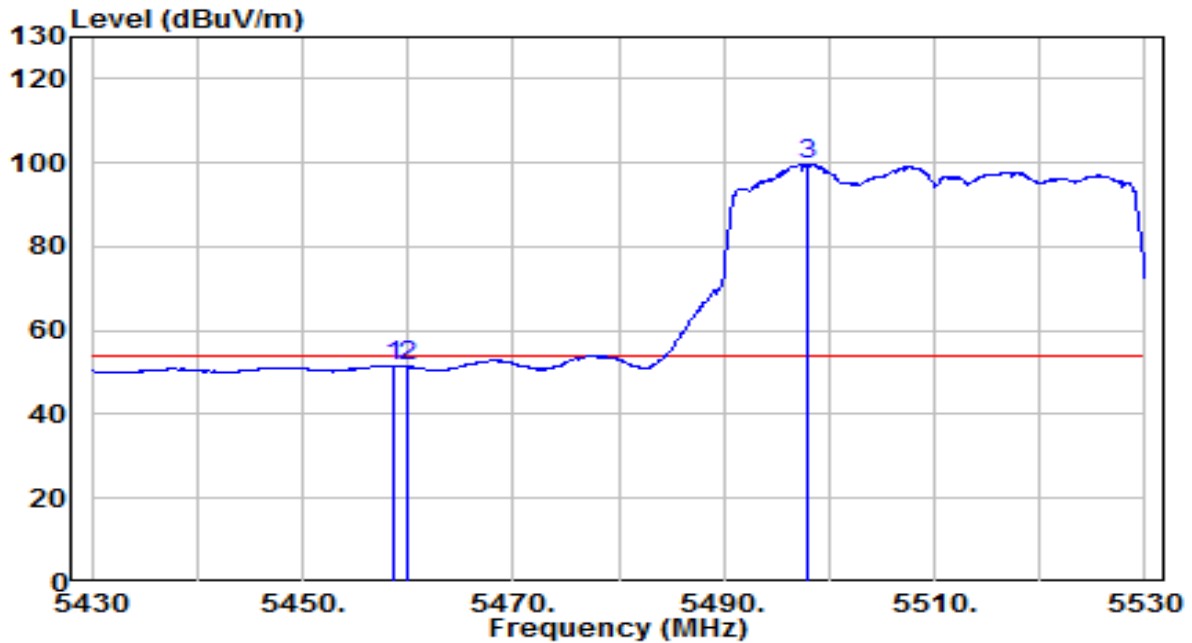


No	Frequency (MHz)	Reading (dBuV)	C.F (dB)	Measurement (dBuV/m)	Margin (dB)	Limit (dBuV/m)	Remark (QP/PK/AV)
1	5449.100	43.62	20.22	63.84	-10.16	74.00	Peak
2	5460.000	41.14	20.23	61.37	-6.83	68.20	Peak
3	5469.000	42.41	20.24	62.65	-5.55	68.20	Peak
4	5470.000	41.34	20.24	61.57	-6.63	68.20	Peak
5	* 5502.200	89.55	20.28	109.83	N/A	N/A	Peak

Note:

1. " *", means this data is the worst emission level.
2. C.F (Correction Factor) = Antenna Factor (dB)+ Cable Loss (dB)– Preamplifier(dB)+16db attenuation.
3. Measurement(dBuV/m) = Reading(dBuV) + C.F (Correction Factor).
- 4.The emission levels of other frequencies are very lower than the limit and not show in test report.

EUT	AP301	Date of Test	2020-11-26
Factor	BBHA 9120D	Temp. / Humidity	25.6°C/37.8%
Polarity	Horizontal	Site / Test Engineer	AC1 / Jay Chiu
Test Mode	Transmit by 802.11ax-HE40 at Channel 5510MHz	Test Voltage	120V/60Hz

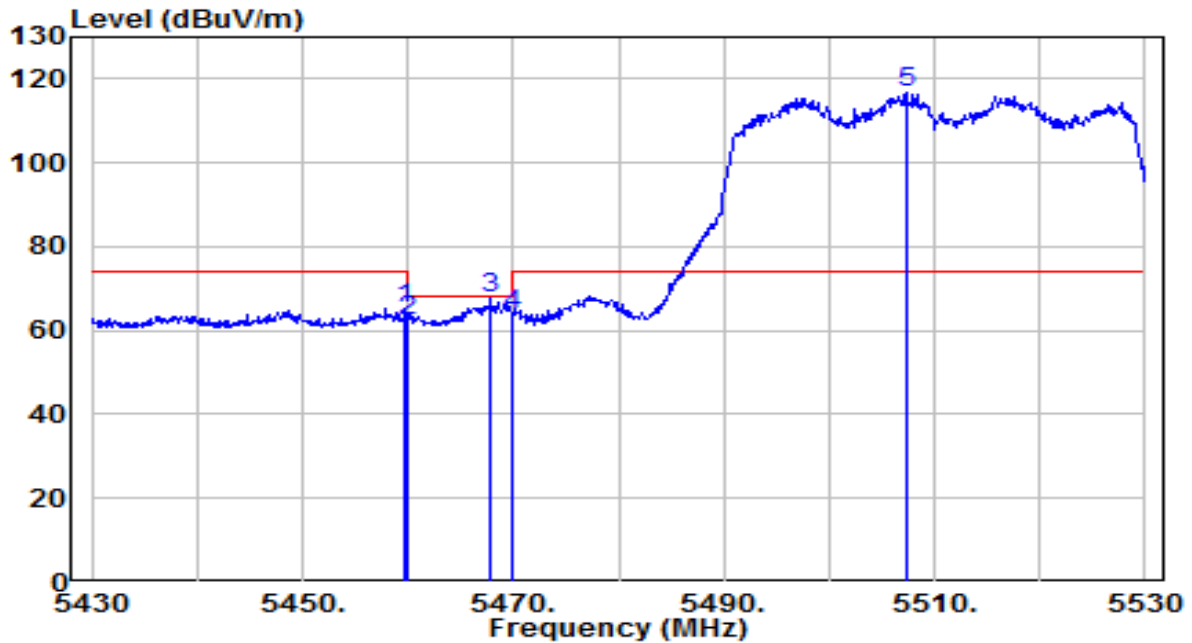


No	Frequency (MHz)	Reading (dBuV)	C.F (dB)	Measurement (dBuV/m)	Margin (dB)	Limit (dBuV/m)	Remark (QP/PK/AV)
1	5458.700	31.48	20.23	51.71	-2.29	54.00	Average
2	5460.000	31.20	20.23	51.43	-2.57	54.00	Average
3	* 5498.000	79.38	20.27	99.65	N/A	N/A	Average

Note:

1. " *", means this data is the worst emission level.
2. C.F (Correction Factor) = Antenna Factor (dB)+ Cable Loss (dB)– Preamplifier(dB)+16db attenuation.
3. Measurement(dBuV/m) = Reading(dBuV) + C.F (Correction Factor).
- 4.The emission levels of other frequencies are very lower than the limit and not show in test report.

EUT	AP301	Date of Test	2020-11-26
Factor	BBHA 9120D	Temp. / Humidity	25.6°C/37.8%
Polarity	Vertical	Site / Test Engineer	AC1 / Jay Chiu
Test Mode	Transmit by 802.11ax-HE40 at Channel 5510MHz	Test Voltage	120V/60Hz

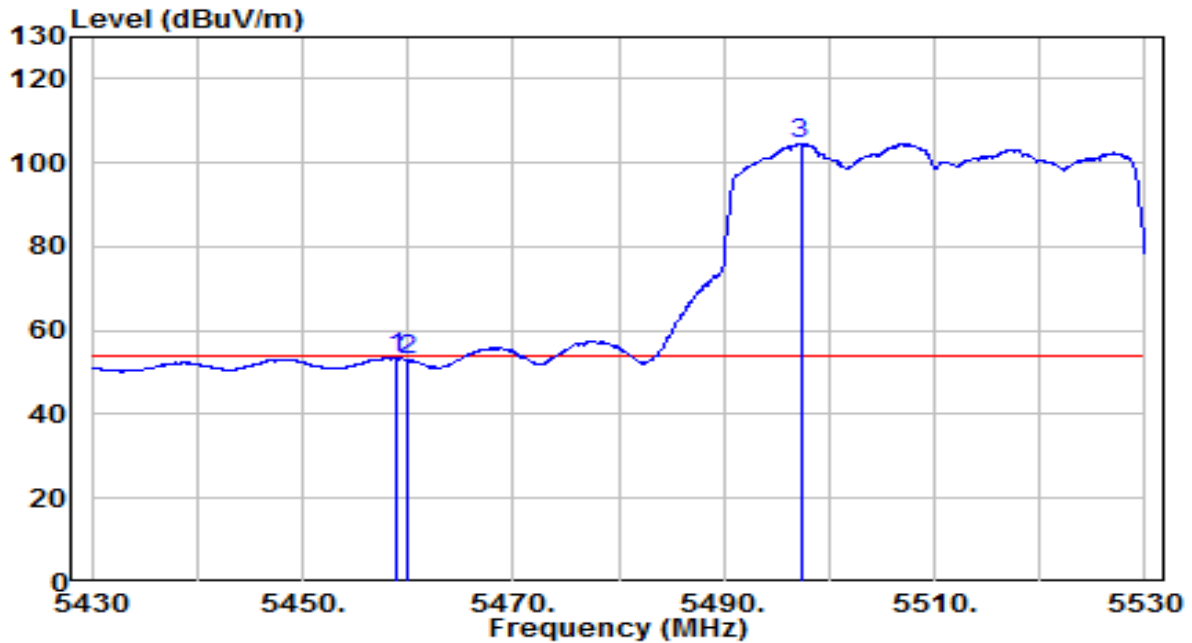


No	Frequency (MHz)	Reading (dBuV)	C.F (dB)	Measurement (dBuV/m)	Margin (dB)	Limit (dBuV/m)	Remark (QP/PK/AV)
1	5459.800	44.81	20.23	65.04	-8.96	74.00	Peak
2	5460.000	42.15	20.23	62.38	-5.82	68.20	Peak
3	* 5467.800	47.36	20.24	67.60	-0.60	68.20	Peak
4	5470.000	43.71	20.24	63.95	-4.25	68.20	Peak
5	* 5507.300	96.32	20.29	116.61	N/A	N/A	Peak

Note:

1. " *", means this data is the worst emission level.
2. C.F (Correction Factor) = Antenna Factor (dB)+ Cable Loss (dB)– Preamplifier(dB)+16db attenuation.
3. Measurement(dBuV/m) = Reading(dBuV) + C.F (Correction Factor).
- 4.The emission levels of other frequencies are very lower than the limit and not show in test report.

EUT	AP301	Date of Test	2020-11-26
Factor	BBHA 9120D	Temp. / Humidity	25.6°C/37.8%
Polarity	Vertical	Site / Test Engineer	AC1 / Jay Chiu
Test Mode	Transmit by 802.11ax-HE40 at Channel 5510MHz	Test Voltage	120V/60Hz

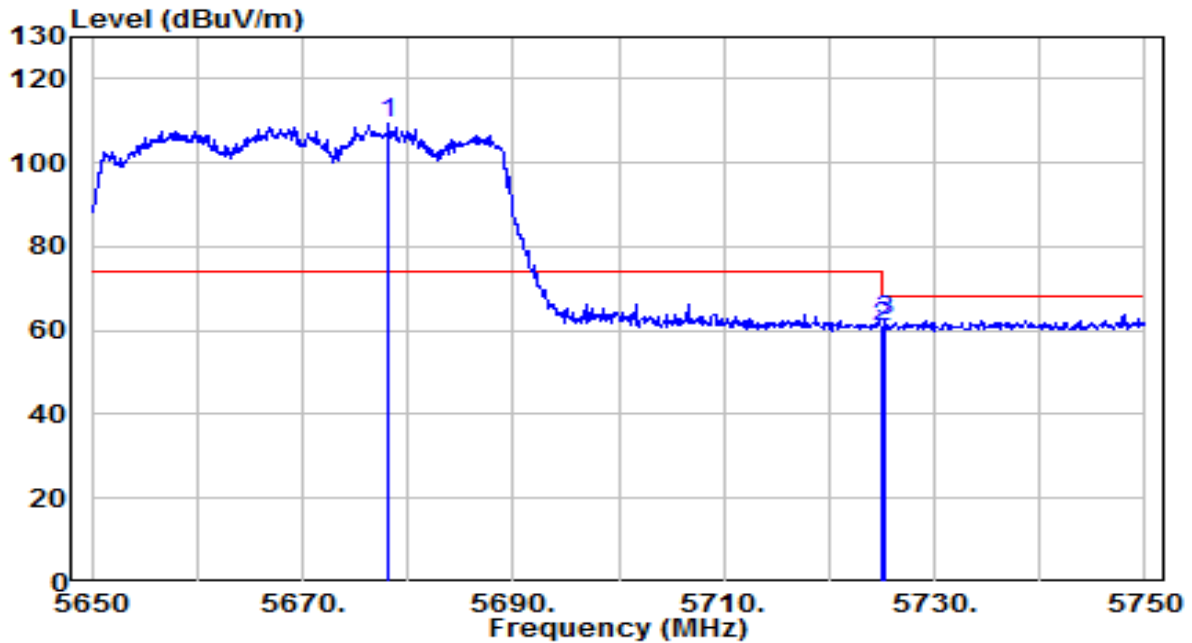


No	Frequency (MHz)	Reading (dBuV)	C.F (dB)	Measurement (dBuV/m)	Margin (dB)	Limit (dBuV/m)	Remark (QP/PK/AV)
1	5458.900	33.21	20.23	53.43	-0.57	54.00	Average
2	5460.000	32.85	20.23	53.08	-0.92	54.00	Average
3	* 5497.300	84.28	20.27	104.55	N/A	N/A	Average

Note:

1. " *", means this data is the worst emission level.
2. C.F (Correction Factor) = Antenna Factor (dB)+ Cable Loss (dB)– Preamplifier(dB)+16db attenuation.
3. Measurement(dBuV/m) = Reading(dBuV) + C.F (Correction Factor).
- 4.The emission levels of other frequencies are very lower than the limit and not show in test report.

EUT	AP301	Date of Test	2020-11-26
Factor	BBHA 9120D	Temp. / Humidity	25.6°C/37.8%
Polarity	Horizontal	Site / Test Engineer	AC1 / Jay Chiu
Test Mode	Transmit by 802.11ax-HE40 at Channel 5670MHz	Test Voltage	120V/60Hz

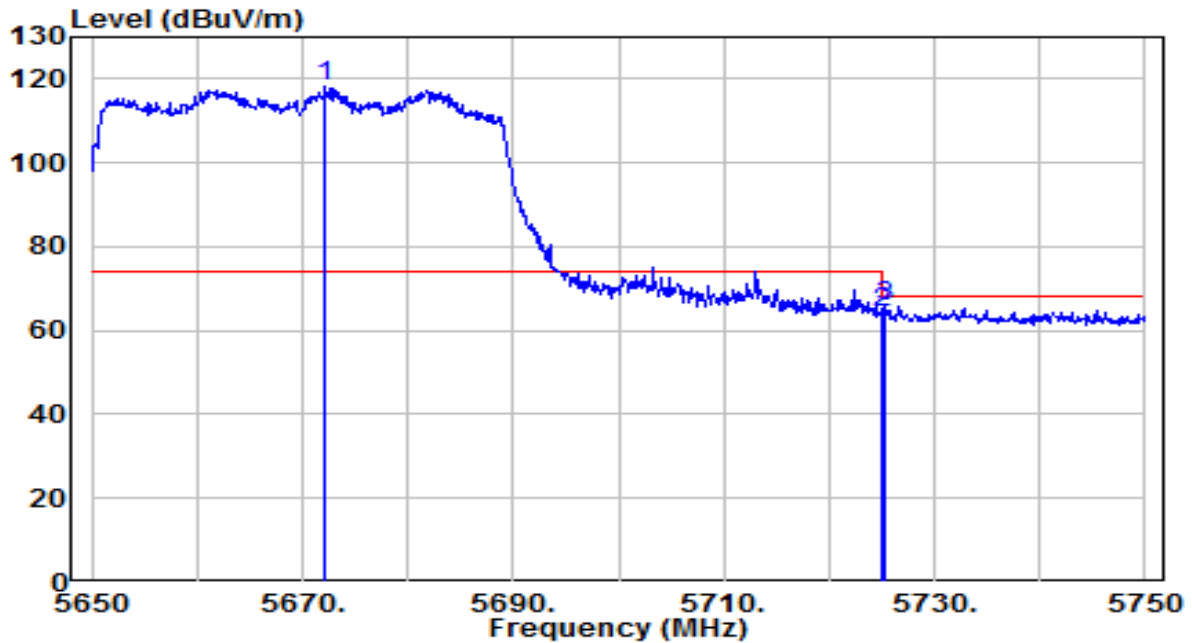


No	Frequency (MHz)	Reading (dBuV)	C.F (dB)	Measurement (dBuV/m)	Margin (dB)	Limit (dBuV/m)	Remark (QP/PK/AV)
1	* 5678.100	88.42	20.85	109.26	N/A	N/A	Peak
2	5725.000	39.70	21.00	60.70	-7.50	68.20	Peak
3	5725.300	41.50	21.00	62.50	-5.70	68.20	Peak

Note:

1. " *", means this data is the worst emission level.
2. C.F (Correction Factor) = Antenna Factor (dB)+ Cable Loss (dB)– Preamplifier(dB)+16db attenuation.
3. Measurement(dBuV/m) = Reading(dBuV) + C.F (Correction Factor).
- 4.The emission levels of other frequencies are very lower than the limit and not show in test report.

EUT	AP301	Date of Test	2020-11-26
Factor	BBHA 9120D	Temp. / Humidity	25.6°C/37.8%
Polarity	Vertical	Site / Test Engineer	AC1 / Jay Chiu
Test Mode	Transmit by 802.11ax-HE40 at Channel 5670MHz	Test Voltage	120V/60Hz

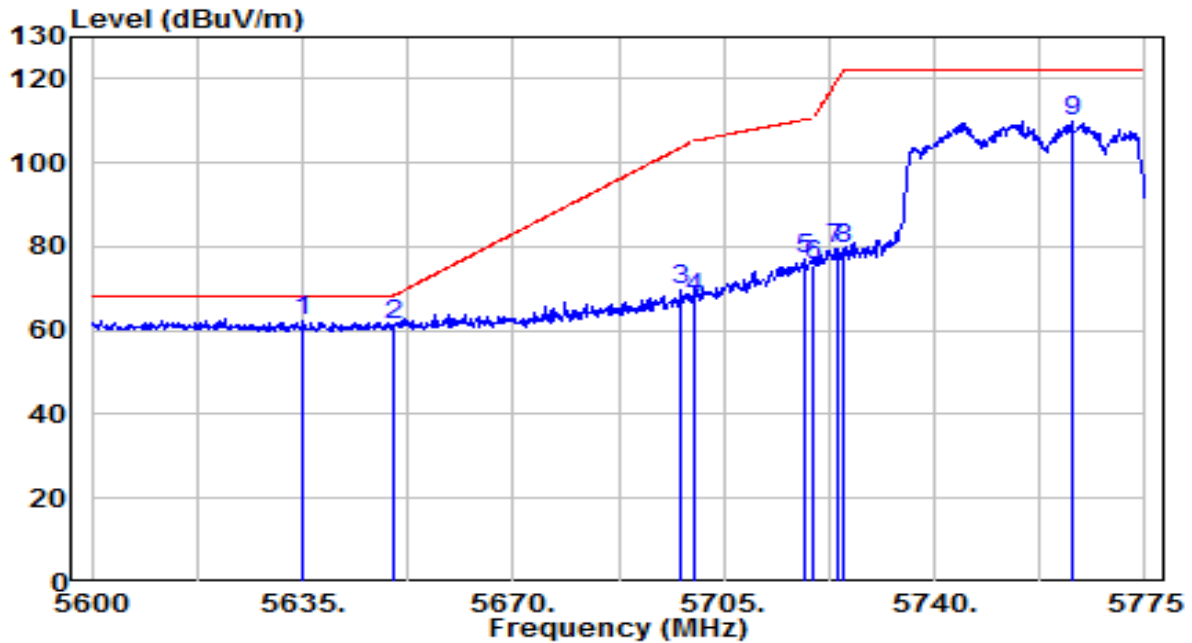


No	Frequency (MHz)	Reading (dBuV)	C.F (dB)	Measurement (dBuV/m)	Margin (dB)	Limit (dBuV/m)	Remark (QP/PK/AV)
1	* 5672.100	97.60	20.83	118.43	N/A	N/A	Peak
2	5725.000	43.23	21.00	64.23	-3.97	68.20	Peak
3	5725.300	44.82	21.00	65.82	-2.38	68.20	Peak

Note:

1. " *", means this data is the worst emission level.
2. C.F (Correction Factor) = Antenna Factor (dB)+ Cable Loss (dB)– Preamplifier(dB)+16db attenuation.
3. Measurement(dBuV/m) = Reading(dBuV) + C.F (Correction Factor).
- 4.The emission levels of other frequencies are very lower than the limit and not show in test report.

EUT	AP301	Date of Test	2020-11-26
Factor	BBHA 9120D	Temp. / Humidity	25.6°C/37.8%
Polarity	Horizontal	Site / Test Engineer	AC1 / Jay Chiu
Test Mode	Transmit by 802.11ax-HE40 at Channel 5755MHz	Test Voltage	120V/60Hz

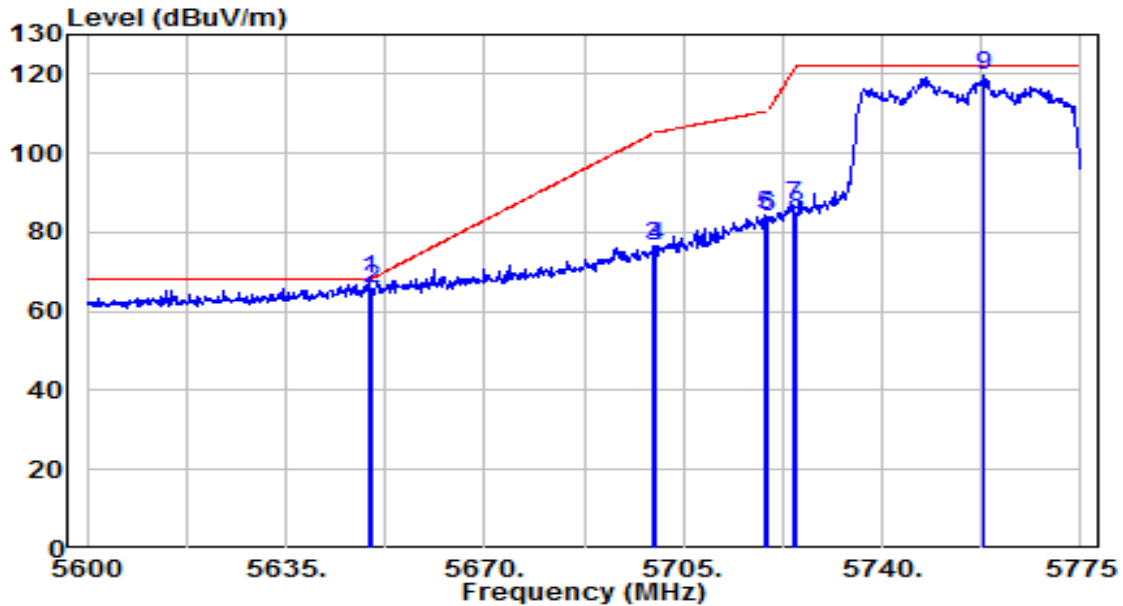


No	Frequency (MHz)	Reading (dBuV)	C.F (dB)	Measurement (dBuV/m)	Margin (dB)	Limit (dBuV/m)	Remark (QP/PK/AV)
1	* 5635.175	41.40	20.71	62.11	-6.09	68.20	Peak
2	5650.000	40.62	20.76	61.38	-6.82	68.20	Peak
3	5698.000	48.92	20.91	69.83	-33.90	103.73	Peak
4	5700.000	46.89	20.92	67.81	-37.39	105.20	Peak
5	5718.475	56.20	20.98	77.18	-33.19	110.37	Peak
6	5720.000	54.57	20.98	75.55	-35.25	110.80	Peak
7	5723.725	58.62	20.99	79.61	-39.68	119.29	Peak
8	5725.000	58.52	21.00	79.52	-42.68	122.20	Peak
9	5762.750	88.79	21.12	109.91	N/A	N/A	Peak

Note:

1. " *", means this data is the worst emission level.
2. C.F (Correction Factor) = Antenna Factor (dB)+ Cable Loss (dB)– Preamplifier(dB)+16db attenuation.
3. Measurement(dBuV/m) = Reading(dBuV) + C.F (Correction Factor).
- 4.The emission levels of other frequencies are very lower than the limit and not show in test report.

EUT	AP301	Date of Test	2020-11-26
Factor	BBHA 9120D	Temp. / Humidity	25.6°C/37.8%
Polarity	Vertical	Site / Test Engineer	AC1 / Jay Chiu
Test Mode	Transmit by 802.11ax-HE40 at Channel 5755MHz	Test Voltage	120V/60Hz

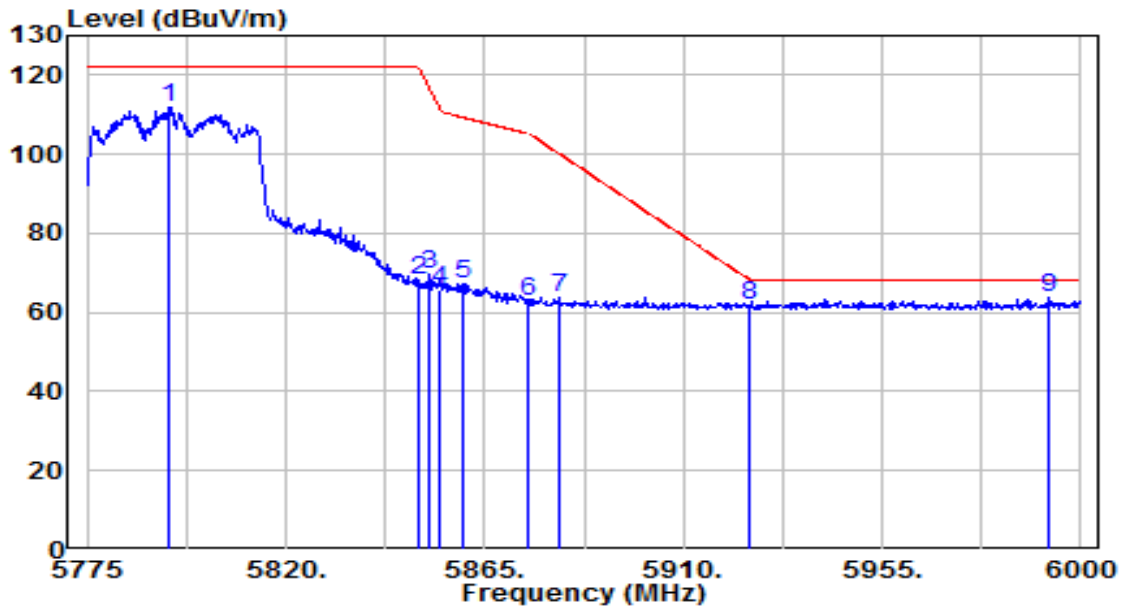


No	Frequency (MHz)	Reading (dBuV)	C.F (dB)	Measurement (dBuV/m)	Margin (dB)	Limit (dBuV/m)	Remark (QP/PK/AV)
1	* 5649.525	47.36	20.75	68.11	-0.09	68.20	Peak
2	5650.000	44.96	20.76	65.72	-2.48	68.20	Peak
3	5699.750	55.74	20.92	76.66	-28.35	105.02	Peak
4	5700.000	55.63	20.92	76.55	-28.65	105.20	Peak
5	5719.350	63.59	20.98	84.57	-26.05	110.62	Peak
6	5720.000	62.68	20.98	83.67	-27.13	110.80	Peak
7	5724.425	65.92	21.00	86.92	-33.97	120.89	Peak
8	5725.000	63.42	21.00	84.42	-37.78	122.20	Peak
9	5757.675	98.40	21.10	119.50	N/A	N/A	Peak

Note:

1. " *", means this data is the worst emission level.
2. C.F (Correction Factor) = Antenna Factor (dB)+ Cable Loss (dB)– Preamplifier(dB)+16db attenuation.
3. Measurement(dBuV/m) = Reading(dBuV) + C.F (Correction Factor).
- 4.The emission levels of other frequencies are very lower than the limit and not show in test report.

EUT	AP301	Date of Test	2020-11-26
Factor	BBHA 9120D	Temp. / Humidity	25.6°C/37.8%
Polarity	Horizontal	Site / Test Engineer	AC1 / Jay Chiu
Test Mode	Transmit by 802.11ax-HE40 at Channel 5795MHz	Test Voltage	120V/60Hz

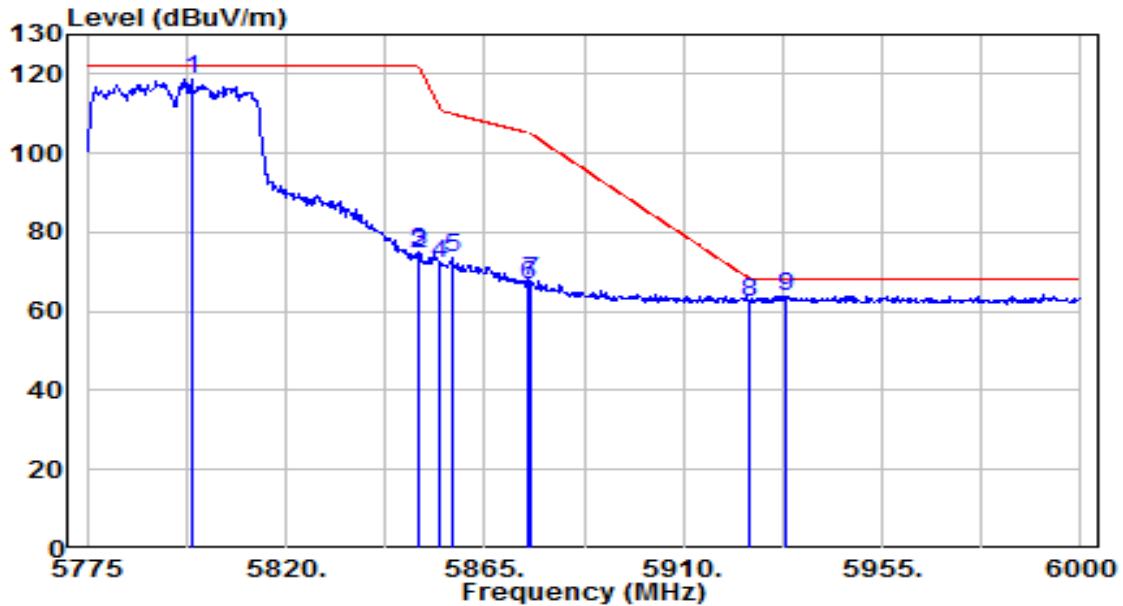


No	Frequency (MHz)	Reading (dBuV)	C.F (dB)	Measurement (dBuV/m)	Margin (dB)	Limit (dBuV/m)	Remark (QP/PK/AV)
1	5793.450	90.55	21.22	111.77	N/A	N/A	Peak
2	5850.000	46.98	21.40	68.38	-53.82	122.20	Peak
3	5852.625	48.18	21.41	69.60	-46.62	116.21	Peak
4	5855.000	44.54	21.42	65.96	-44.84	110.80	Peak
5	5859.825	46.00	21.44	67.44	-42.01	109.45	Peak
6	5875.000	41.28	21.49	62.76	-42.44	105.20	Peak
7	5881.875	42.49	21.51	64.00	-36.09	100.09	Peak
8	5925.000	40.11	21.65	61.76	-6.44	68.20	Peak
9	* 5992.575	41.97	21.87	63.84	-4.36	68.20	Peak

Note:

1. " *", means this data is the worst emission level.
2. C.F (Correction Factor) = Antenna Factor (dB)+ Cable Loss (dB)– Preamplifier(dB)+16db attenuation.
3. Measurement(dBuV/m) = Reading(dBuV) + C.F (Correction Factor).
- 4.The emission levels of other frequencies are very lower than the limit and not show in test report.

EUT	AP301	Date of Test	2020-11-26
Factor	BBHA 9120D	Temp. / Humidity	25.6°C/37.8%
Polarity	Vertical	Site / Test Engineer	AC1 / Jay Chiu
Test Mode	Transmit by 802.11ax-HE40 at Channel 5795MHz	Test Voltage	120V/60Hz

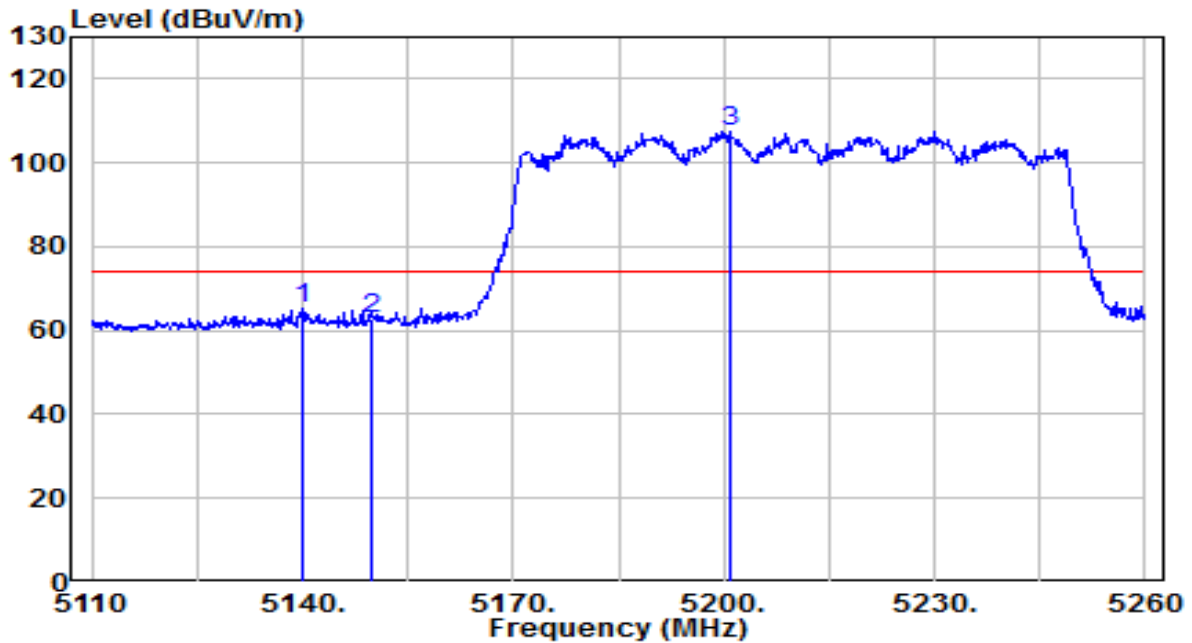


No	Frequency (MHz)	Reading (dBUV)	C.F (dB)	Measurement (dBUV/m)	Margin (dB)	Limit (dBUV/m)	Remark (QP/PK/AV)
1	* 5798.850	97.29	21.24	118.53	N/A	N/A	Peak
2	5850.000	53.24	21.40	74.64	-47.56	122.20	Peak
3	5850.150	53.67	21.40	75.07	-46.78	121.86	Peak
4	5855.000	50.51	21.42	71.93	-38.87	110.80	Peak
5	5857.800	52.14	21.43	73.57	-36.44	110.01	Peak
6	5875.000	45.23	21.49	66.72	-38.48	105.20	Peak
7	5875.575	46.26	21.49	67.75	-37.02	104.77	Peak
8	5925.000	40.85	21.65	62.50	-5.70	68.20	Peak
9	5932.950	42.29	21.67	63.96	-4.24	68.20	Peak

Note:

1. " *", means this data is the worst emission level.
2. C.F (Correction Factor) = Antenna Factor (dB)+ Cable Loss (dB)– Preamplifier(dB)+16db attenuation.
3. Measurement(dBUV/m) = Reading(dBUV) + C.F (Correction Factor).
- 4.The emission levels of other frequencies are very lower than the limit and not show in test report.

EUT	AP301	Date of Test	2020-11-26
Factor	BBHA 9120D	Temp. / Humidity	25.6°C/37.8%
Polarity	Horizontal	Site / Test Engineer	AC1 / Jay Chiu
Test Mode	Transmit by 802.11ax-HE80 at Channel 5210MHz	Test Voltage	120V/60Hz

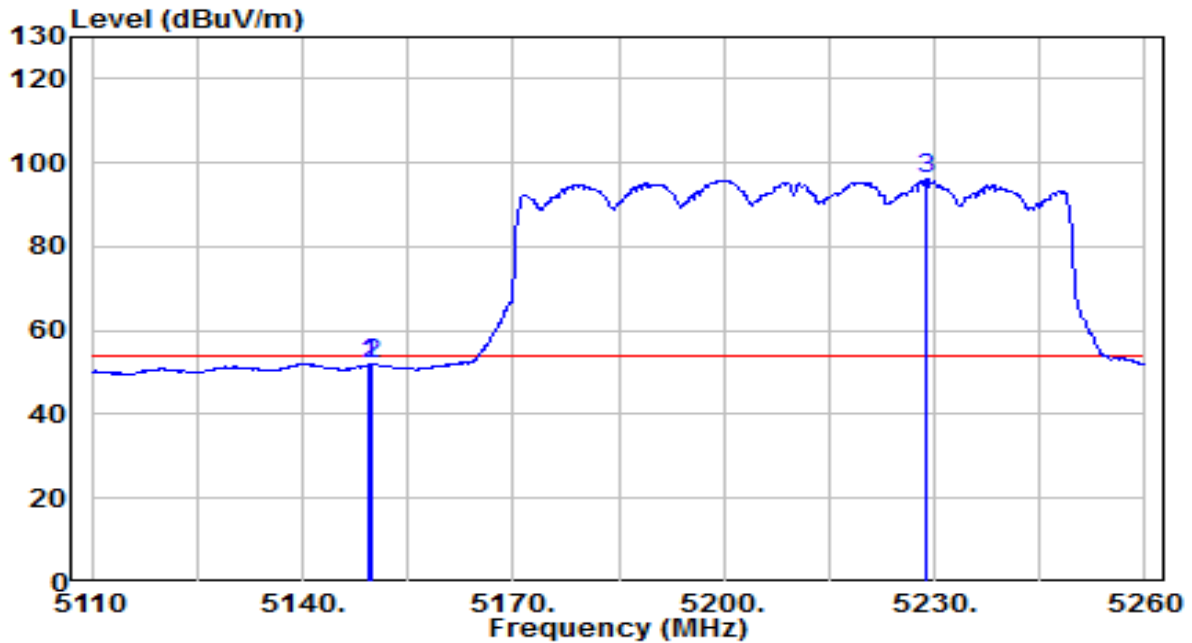


No	Frequency (MHz)	Reading (dBuV)	C.F (dB)	Measurement (dBuV/m)	Margin (dB)	Limit (dBuV/m)	Remark (QP/PK/AV)
1	5139.850	45.18	19.90	65.07	-8.93	74.00	Peak
2	5150.000	42.71	19.91	62.61	-11.39	74.00	Peak
3	* 5200.750	87.48	19.96	107.44	N/A	N/A	Peak

Note:

1. " *", means this data is the worst emission level.
2. C.F (Correction Factor) = Antenna Factor (dB)+ Cable Loss (dB)– Preamplifier(dB)+16db attenuation.
3. Measurement(dBuV/m) = Reading(dBuV) + C.F (Correction Factor).
- 4.The emission levels of other frequencies are very lower than the limit and not show in test report.

EUT	AP301	Date of Test	2020-11-26
Factor	BBHA 9120D	Temp. / Humidity	25.6°C/37.8%
Polarity	Horizontal	Site / Test Engineer	AC1 / Jay Chiu
Test Mode	Transmit by 802.11ax-HE80 at Channel 5210MHz	Test Voltage	120V/60Hz

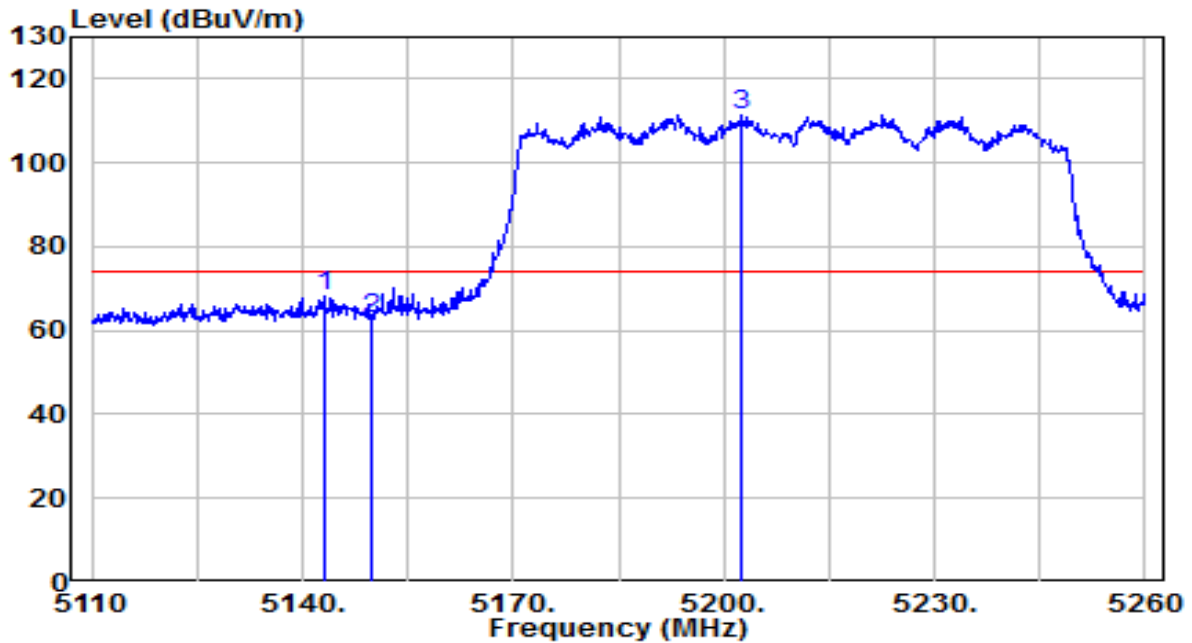


No	Frequency (MHz)	Reading (dBuV)	C.F (dB)	Measurement (dBuV/m)	Margin (dB)	Limit (dBuV/m)	Remark (QP/PK/AV)
1	5149.600	32.22	19.91	52.12	-1.88	54.00	Average
2	5150.000	31.94	19.91	51.84	-2.16	54.00	Average
3	* 5228.950	75.98	19.99	95.96	N/A	N/A	Average

Note:

1. " *", means this data is the worst emission level.
2. C.F (Correction Factor) = Antenna Factor (dB)+ Cable Loss (dB)– Preamplifier(dB)+16db attenuation.
3. Measurement(dBuV/m) = Reading(dBuV) + C.F (Correction Factor).
- 4.The emission levels of other frequencies are very lower than the limit and not show in test report.

EUT	AP301	Date of Test	2020-11-26
Factor	BBHA 9120D	Temp. / Humidity	25.6°C/37.8%
Polarity	Vertical	Site / Test Engineer	AC1 / Jay Chiu
Test Mode	Transmit by 802.11ax-HE80 at Channel 5210MHz	Test Voltage	120V/60Hz

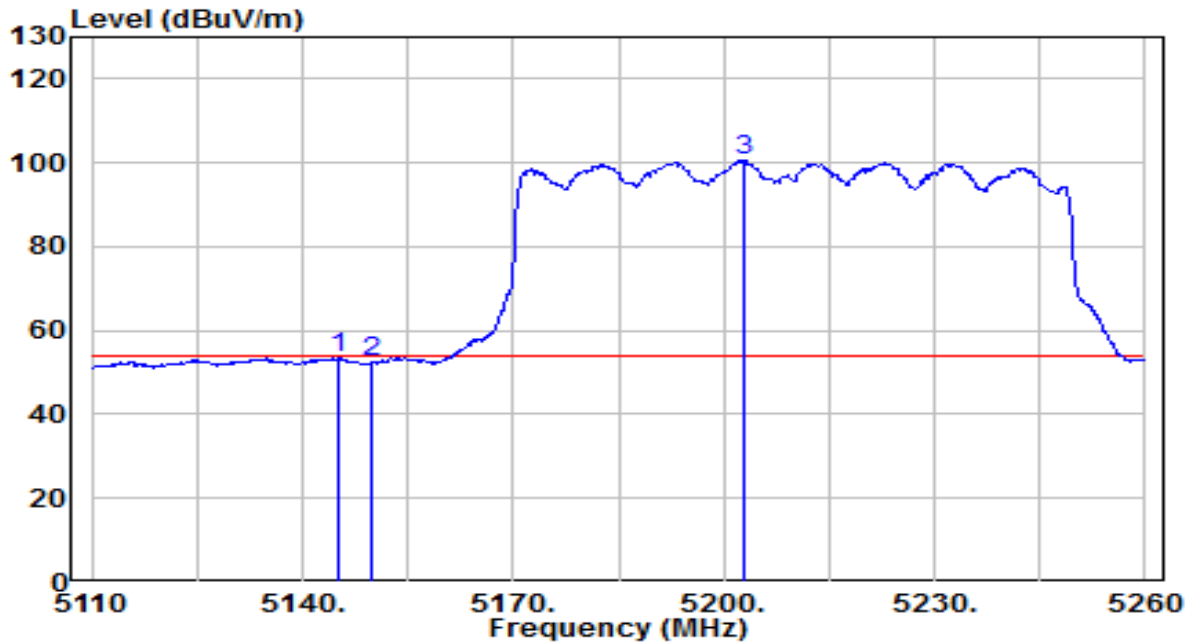


No	Frequency (MHz)	Reading (dBuV)	C.F (dB)	Measurement (dBuV/m)	Margin (dB)	Limit (dBuV/m)	Remark (QP/PK/AV)
1	5143.000	48.52	19.90	68.42	-5.58	74.00	Peak
2	5150.000	42.93	19.91	62.83	-11.17	74.00	Peak
3	* 5202.400	91.59	19.96	111.55	N/A	N/A	Peak

Note:

1. " *", means this data is the worst emission level.
2. C.F (Correction Factor) = Antenna Factor (dB)+ Cable Loss (dB)– Preamplifier(dB)+16db attenuation.
3. Measurement(dBuV/m) = Reading(dBuV) + C.F (Correction Factor).
- 4.The emission levels of other frequencies are very lower than the limit and not show in test report.

EUT	AP301	Date of Test	2020-11-26
Factor	BBHA 9120D	Temp. / Humidity	25.6°C/37.8%
Polarity	Vertical	Site / Test Engineer	AC1 / Jay Chiu
Test Mode	Transmit by 802.11ax-HE80 at Channel 5210MHz	Test Voltage	120V/60Hz

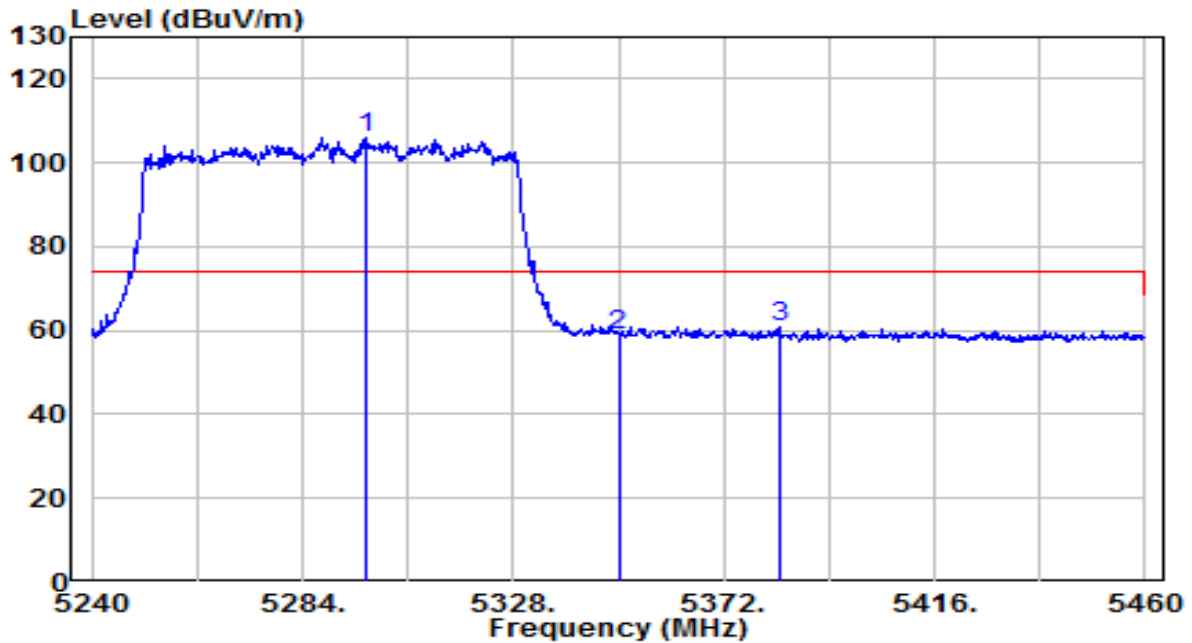


No	Frequency (MHz)	Reading (dBuV)	C.F (dB)	Measurement (dBuV/m)	Margin (dB)	Limit (dBuV/m)	Remark (QP/PK/AV)
1	5144.950	33.59	19.90	53.49	-0.51	54.00	Average
2	5150.000	32.42	19.91	52.33	-1.67	54.00	Average
3	* 5203.000	80.44	19.96	100.40	N/A	N/A	Average

Note:

1. " *", means this data is the worst emission level.
2. C.F (Correction Factor) = Antenna Factor (dB)+ Cable Loss (dB)– Preamplifier(dB)+16db attenuation.
3. Measurement(dBuV/m) = Reading(dBuV) + C.F (Correction Factor).
- 4.The emission levels of other frequencies are very lower than the limit and not show in test report.

EUT	AP301	Date of Test	2020-11-26
Factor	BBHA 9120D	Temp. / Humidity	25.6°C/37.8%
Polarity	Horizontal	Site / Test Engineer	AC1 / Jay Chiu
Test Mode	Transmit by 802.11ax-HE80 at Channel 5290MHz	Test Voltage	120V/60Hz

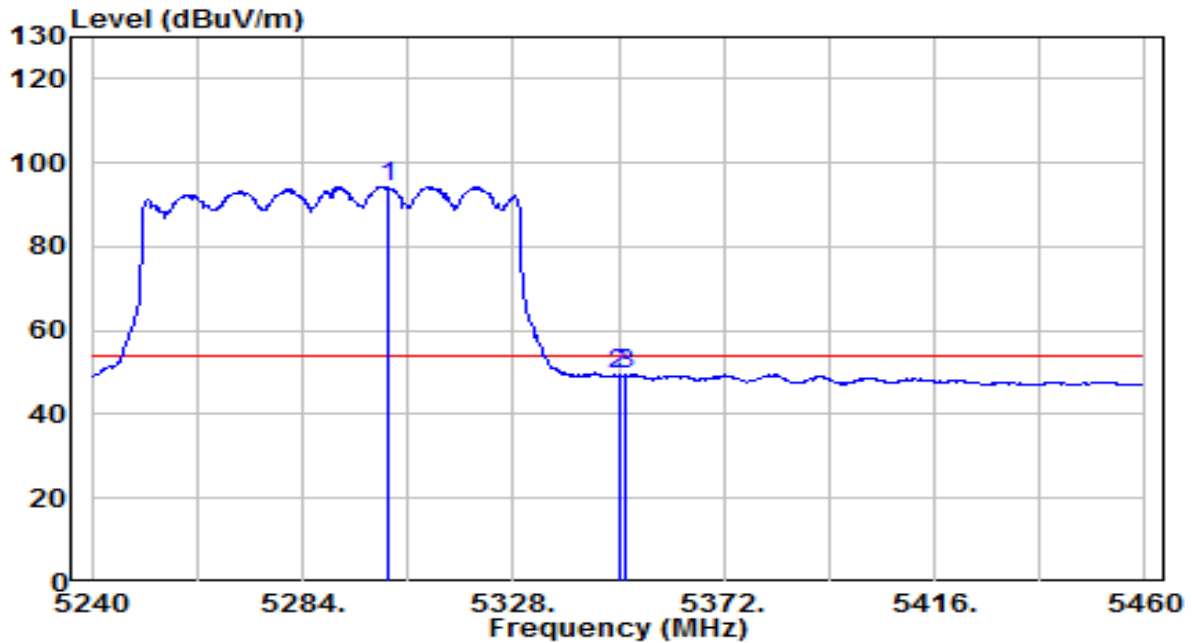


No	Frequency (MHz)	Reading (dBuV)	C.F (dB)	Measurement (dBuV/m)	Margin (dB)	Limit (dBuV/m)	Remark (QP/PK/AV)
1	* 5297.200	85.82	20.06	105.88	N/A	N/A	Peak
2	5350.000	38.67	20.11	58.79	-15.21	74.00	Peak
3	5383.660	40.83	20.15	60.98	-13.02	74.00	Peak

Note:

1. " *", means this data is the worst emission level.
2. C.F (Correction Factor) = Antenna Factor (dB)+ Cable Loss (dB)– Preamplifier(dB)+16db attenuation.
3. Measurement(dBuV/m) = Reading(dBuV) + C.F (Correction Factor).
- 4.The emission levels of other frequencies are very lower than the limit and not show in test report.

EUT	AP301	Date of Test	2020-11-26
Factor	BBHA 9120D	Temp. / Humidity	25.6°C/37.8%
Polarity	Horizontal	Site / Test Engineer	AC1 / Jay Chiu
Test Mode	Transmit by 802.11ax-HE80 at Channel 5290MHz	Test Voltage	120V/60Hz

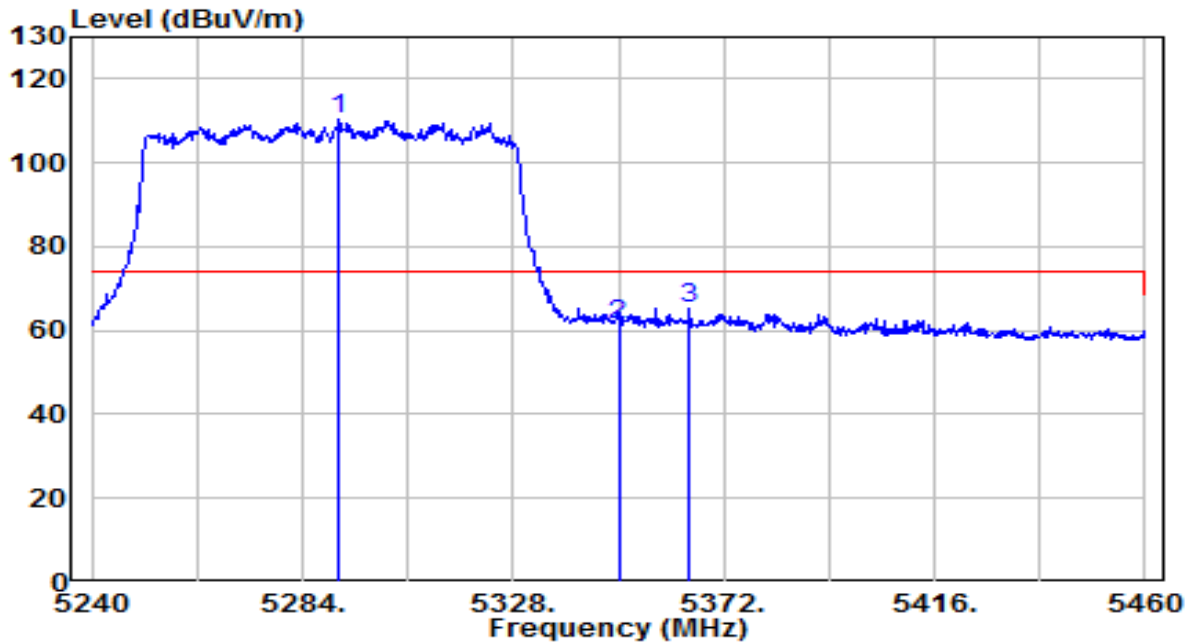


No	Frequency (MHz)	Reading (dBuV)	C.F (dB)	Measurement (dBuV/m)	Margin (dB)	Limit (dBuV/m)	Remark (QP/PK/AV)
1	* 5301.820	74.25	20.06	94.31	N/A	N/A	Average
2	5350.000	29.20	20.11	49.31	-4.69	54.00	Average
3	5351.320	29.27	20.12	49.39	-4.61	54.00	Average

Note:

1. " *", means this data is the worst emission level.
2. C.F (Correction Factor) = Antenna Factor (dB)+ Cable Loss (dB)– Preamplifier(dB)+16db attenuation.
3. Measurement(dBuV/m) = Reading(dBuV) + C.F (Correction Factor).
- 4.The emission levels of other frequencies are very lower than the limit and not show in test report.

EUT	AP301	Date of Test	2020-11-26
Factor	BBHA 9120D	Temp. / Humidity	25.6°C/37.8%
Polarity	Vertical	Site / Test Engineer	AC1 / Jay Chiu
Test Mode	Transmit by 802.11ax-HE80 at Channel 5290MHz	Test Voltage	120V/60Hz

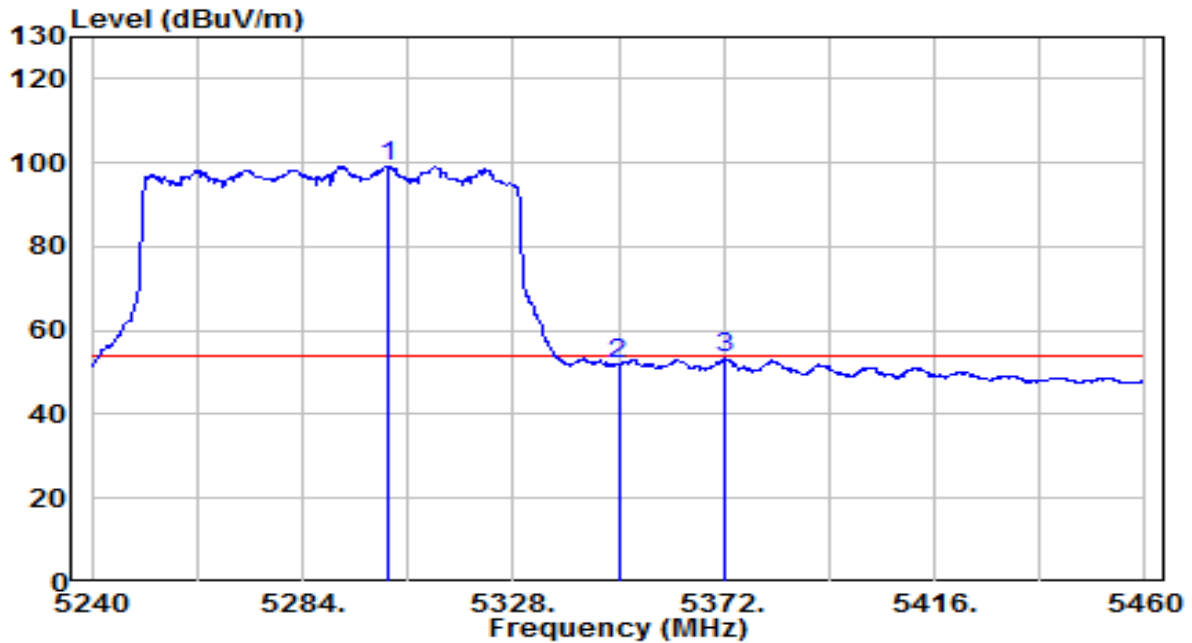


No	Frequency (MHz)	Reading (dBuV)	C.F (dB)	Measurement (dBuV/m)	Margin (dB)	Limit (dBuV/m)	Remark (QP/PK/AV)
1	* 5291.480	90.21	20.05	110.27	N/A	N/A	Peak
2	5350.000	41.38	20.11	61.49	-12.51	74.00	Peak
3	5364.740	45.21	20.13	65.34	-8.66	74.00	Peak

Note:

1. " *", means this data is the worst emission level.
2. C.F (Correction Factor) = Antenna Factor (dB)+ Cable Loss (dB)– Preamplifier(dB)+16db attenuation.
3. Measurement(dBuV/m) = Reading(dBuV) + C.F (Correction Factor).
- 4.The emission levels of other frequencies are very lower than the limit and not show in test report.

EUT	AP301	Date of Test	2020-11-26
Factor	BBHA 9120D	Temp. / Humidity	25.6°C/37.8%
Polarity	Vertical	Site / Test Engineer	AC1 / Jay Chiu
Test Mode	Transmit by 802.11ax-HE80 at Channel 5290MHz	Test Voltage	120V/60Hz

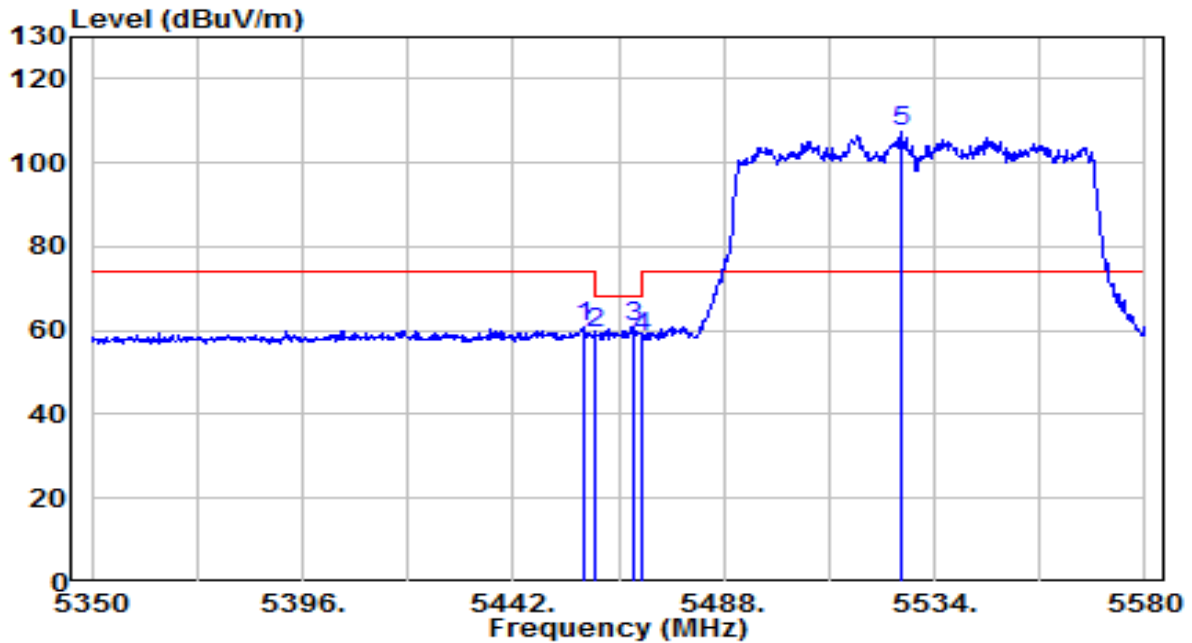


No	Frequency (MHz)	Reading (dBuV)	C.F (dB)	Measurement (dBuV/m)	Margin (dB)	Limit (dBuV/m)	Remark (QP/PK/AV)
1	* 5301.820	79.25	20.06	99.31	N/A	N/A	Average
2	5350.000	32.00	20.11	52.12	-1.88	54.00	Average
3	5372.440	33.12	20.14	53.26	-0.74	54.00	Average

Note:

1. " *", means this data is the worst emission level.
2. C.F (Correction Factor) = Antenna Factor (dB)+ Cable Loss (dB)– Preamplifier(dB)+16db attenuation.
3. Measurement(dBuV/m) = Reading(dBuV) + C.F (Correction Factor).
- 4.The emission levels of other frequencies are very lower than the limit and not show in test report.

EUT	AP301	Date of Test	2020-11-26
Factor	BBHA 9120D	Temp. / Humidity	25.6°C/37.8%
Polarity	Horizontal	Site / Test Engineer	AC1 / Jay Chiu
Test Mode	Transmit by 802.11ax-HE80 at Channel 5530MHz	Test Voltage	120V/60Hz

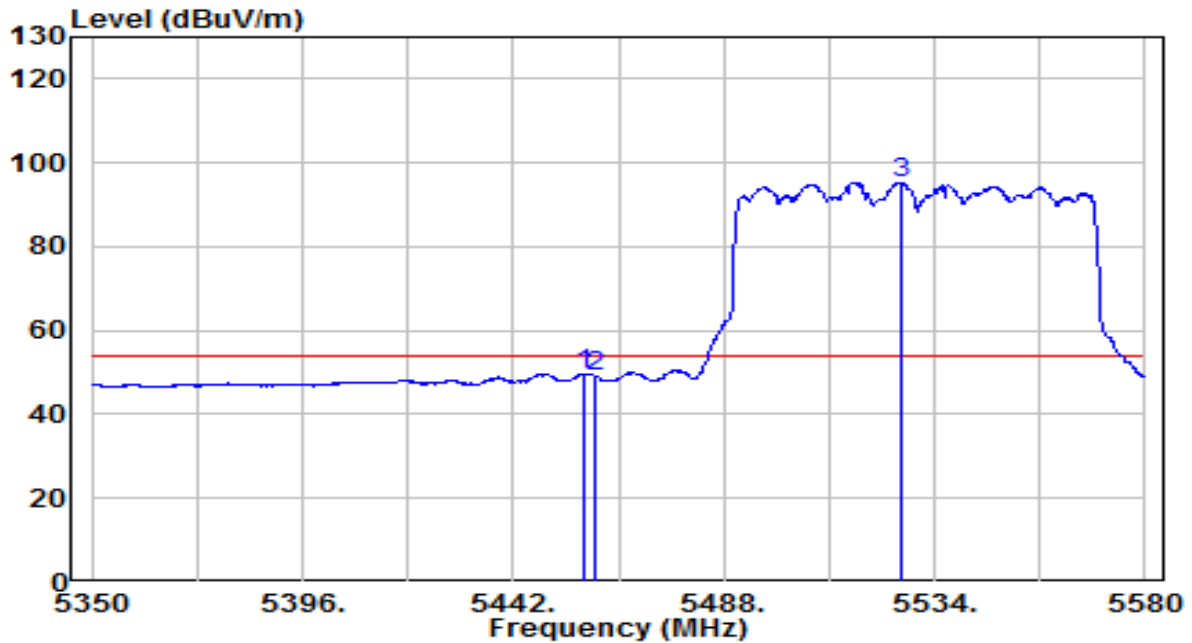


No	Frequency (MHz)	Reading (dBuV)	C.F (dB)	Measurement (dBuV/m)	Margin (dB)	Limit (dBuV/m)	Remark (QP/PK/AV)
1	5457.410	40.56	20.23	60.79	-13.21	74.00	Peak
2	5460.000	38.89	20.23	59.12	-9.08	68.20	Peak
3	5468.450	40.81	20.24	61.05	-7.15	68.20	Peak
4	5470.000	38.22	20.24	58.46	-9.74	68.20	Peak
5	* 5526.640	86.96	20.36	107.32	N/A	N/A	Peak

Note:

1. " *", means this data is the worst emission level.
2. C.F (Correction Factor) = Antenna Factor (dB)+ Cable Loss (dB)– Preamplifier(dB)+16db attenuation.
3. Measurement(dBuV/m) = Reading(dBuV) + C.F (Correction Factor).
- 4.The emission levels of other frequencies are very lower than the limit and not show in test report.

EUT	AP301	Date of Test	2020-11-26
Factor	BBHA 9120D	Temp. / Humidity	25.6°C/37.8%
Polarity	Horizontal	Site / Test Engineer	AC1 / Jay Chiu
Test Mode	Transmit by 802.11ax-HE80 at Channel 5530MHz	Test Voltage	120V/60Hz

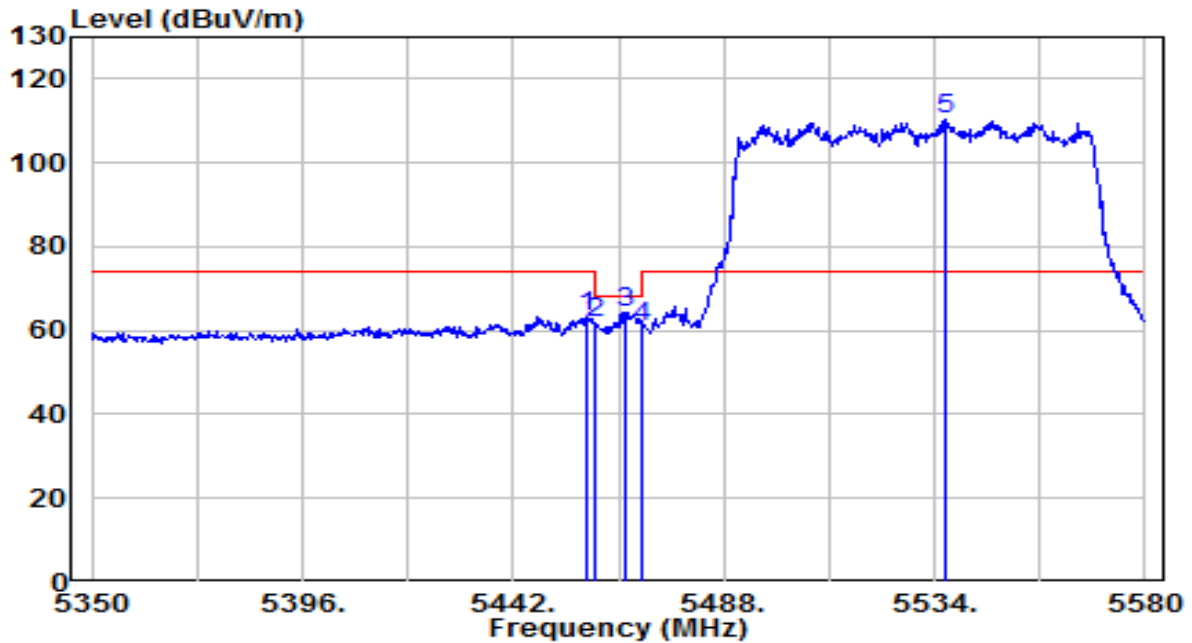


No	Frequency (MHz)	Reading (dBuV)	C.F (dB)	Measurement (dBuV/m)	Margin (dB)	Limit (dBuV/m)	Remark (QP/PK/AV)
1	5457.410	29.56	20.23	49.79	-4.21	54.00	Average
2	5460.000	28.79	20.23	49.01	-4.99	54.00	Average
3	* 5526.870	75.05	20.36	95.41	N/A	N/A	Average

Note:

1. " *", means this data is the worst emission level.
2. C.F (Correction Factor) = Antenna Factor (dB)+ Cable Loss (dB)– Preamplifier(dB)+16db attenuation.
3. Measurement(dBuV/m) = Reading(dBuV) + C.F (Correction Factor).
- 4.The emission levels of other frequencies are very lower than the limit and not show in test report.

EUT	AP301	Date of Test	2020-11-26
Factor	BBHA 9120D	Temp. / Humidity	25.6°C/37.8%
Polarity	Vertical	Site / Test Engineer	AC1 / Jay Chiu
Test Mode	Transmit by 802.11ax-HE80 at Channel 5530MHz	Test Voltage	120V/60Hz

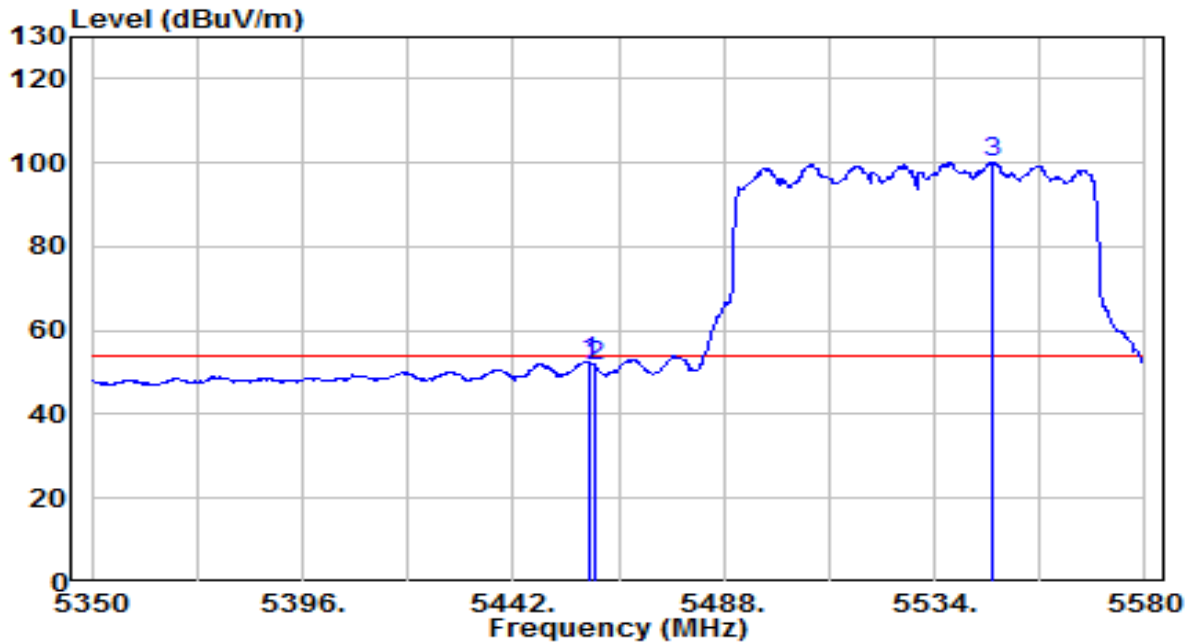


No	Frequency (MHz)	Reading (dBuV)	C.F (dB)	Measurement (dBuV/m)	Margin (dB)	Limit (dBuV/m)	Remark (QP/PK/AV)
1	5458.330	43.15	20.23	63.37	-10.63	74.00	Peak
2	5460.000	41.41	20.23	61.64	-6.56	68.20	Peak
3	5466.610	44.06	20.24	64.29	-3.91	68.20	Peak
4	5470.000	40.62	20.24	60.86	-7.34	68.20	Peak
5	* 5536.300	89.94	20.39	110.32	N/A	N/A	Peak

Note:

1. " *", means this data is the worst emission level.
2. C.F (Correction Factor) = Antenna Factor (dB)+ Cable Loss (dB)– Preamplifier(dB)+16db attenuation.
3. Measurement(dBuV/m) = Reading(dBuV) + C.F (Correction Factor).
- 4.The emission levels of other frequencies are very lower than the limit and not show in test report.

EUT	AP301	Date of Test	2020-11-26
Factor	BBHA 9120D	Temp. / Humidity	25.6°C/37.8%
Polarity	Vertical	Site / Test Engineer	AC1 / Jay Chiu
Test Mode	Transmit by 802.11ax-HE80 at Channel 5530MHz	Test Voltage	120V/60Hz

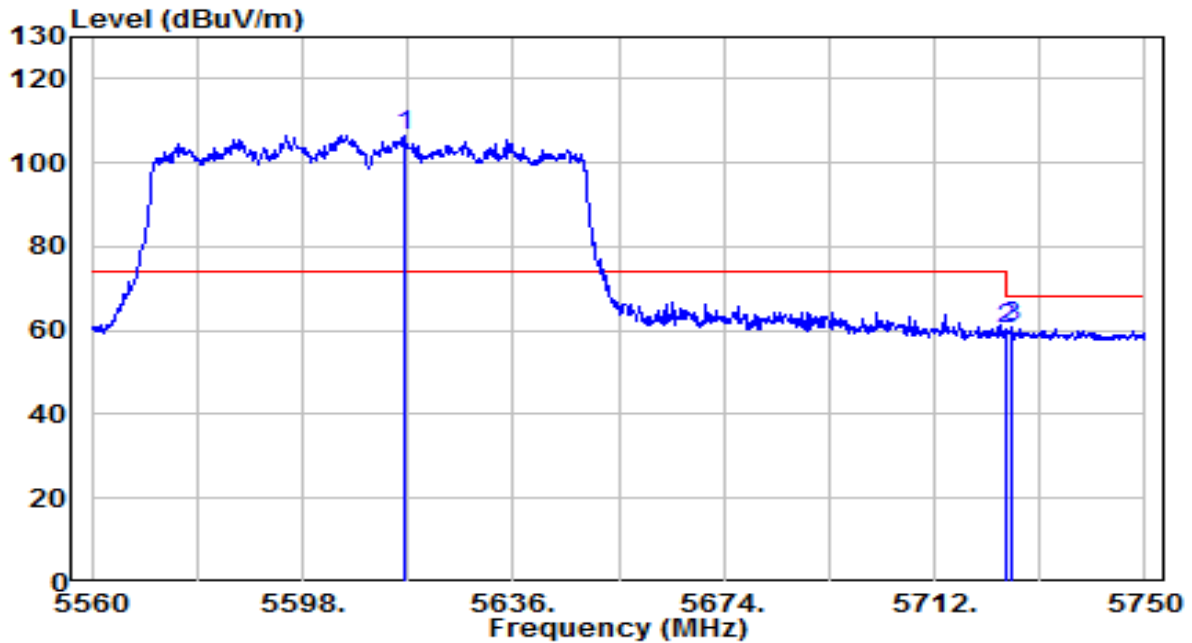


No	Frequency (MHz)	Reading (dBuV)	C.F (dB)	Measurement (dBuV/m)	Margin (dB)	Limit (dBuV/m)	Remark (QP/PK/AV)
1	5458.560	32.43	20.23	52.66	-1.34	54.00	Average
2	5460.000	31.40	20.23	51.63	-2.37	54.00	Average
3	* 5546.420	79.56	20.42	99.98	N/A	N/A	Average

Note:

1. " *", means this data is the worst emission level.
2. C.F (Correction Factor) = Antenna Factor (dB)+ Cable Loss (dB)– Preamplifier(dB) +16db attenuation.
3. Measurement(dBuV/m) = Reading(dBuV) + C.F (Correction Factor).
- 4.The emission levels of other frequencies are very lower than the limit and not show in test report.

EUT	AP301	Date of Test	2020-11-26
Factor	BBHA 9120D	Temp. / Humidity	25.6°C/37.8%
Polarity	Horizontal	Site / Test Engineer	AC1 / Jay Chiu
Test Mode	Transmit by 802.11ax-HE80 at Channel 5610MHz	Test Voltage	120V/60Hz

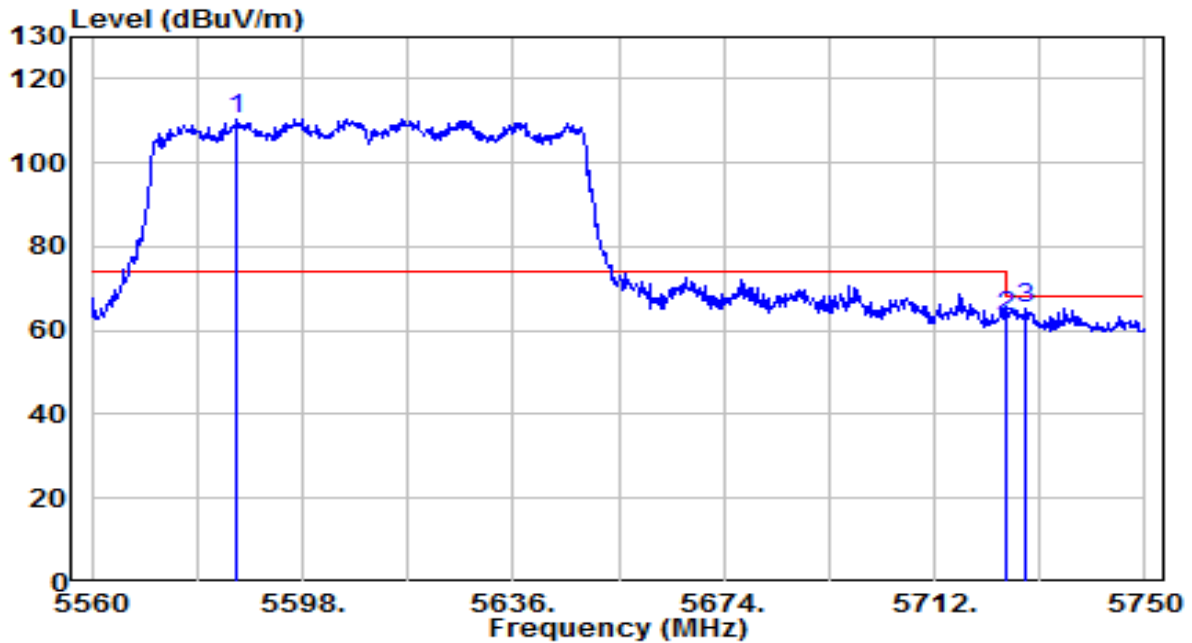


No	Frequency (MHz)	Reading (dBuV)	C.F (dB)	Measurement (dBuV/m)	Margin (dB)	Limit (dBuV/m)	Remark (QP/PK/AV)
1	* 5616.240	86.05	20.65	106.69	N/A	N/A	Peak
2	5725.000	39.20	21.00	60.20	-8.00	68.20	Peak
3	5725.870	39.75	21.00	60.76	-7.44	68.20	Peak

Note:

1. " *", means this data is the worst emission level.
2. C.F (Correction Factor) = Antenna Factor (dB)+ Cable Loss (dB)– Preamplifier(dB) +16db attenuation.
3. Measurement(dBuV/m) = Reading(dBuV) + C.F (Correction Factor).
- 4.The emission levels of other frequencies are very lower than the limit and not show in test report.

EUT	AP301	Date of Test	2020-11-26
Factor	BBHA 9120D	Temp. / Humidity	25.6°C/37.8%
Polarity	Vertical	Site / Test Engineer	AC1 / Jay Chiu
Test Mode	Transmit by 802.11ax-HE80 at Channel 5610MHz	Test Voltage	120V/60Hz

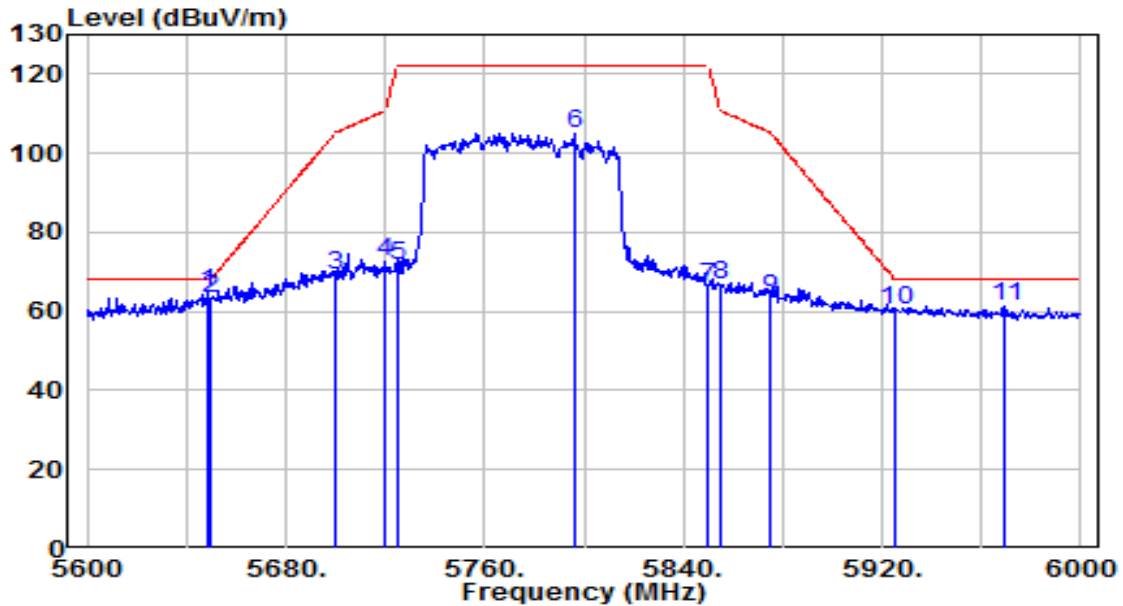


No	Frequency (MHz)	Reading (dBUV)	C.F (dB)	Measurement (dBUV/m)	Margin (dB)	Limit (dBUV/m)	Remark (QP/PK/AV)
1	* 5586.220	90.00	20.55	110.55	N/A	N/A	Peak
2	5725.000	42.45	21.00	63.44	-4.76	68.20	Peak
3	5728.530	44.21	21.01	65.22	-2.98	68.20	Peak

Note:

1. " *", means this data is the worst emission level.
2. C.F (Correction Factor) = Antenna Factor (dB)+ Cable Loss (dB)– Preamplifier(dB) +16db attenuation.
3. Measurement(dBUV/m) = Reading(dBUV) + C.F (Correction Factor).
- 4.The emission levels of other frequencies are very lower than the limit and not show in test report.

EUT	AP301	Date of Test	2020-11-26
Factor	BBHA 9120D	Temp. / Humidity	25.6°C/37.8%
Polarity	Horizontal	Site / Test Engineer	AC1 / Jay Chiu
Test Mode	Transmit by 802.11ax-HE80 at Channel 5775MHz	Test Voltage	120V/60Hz

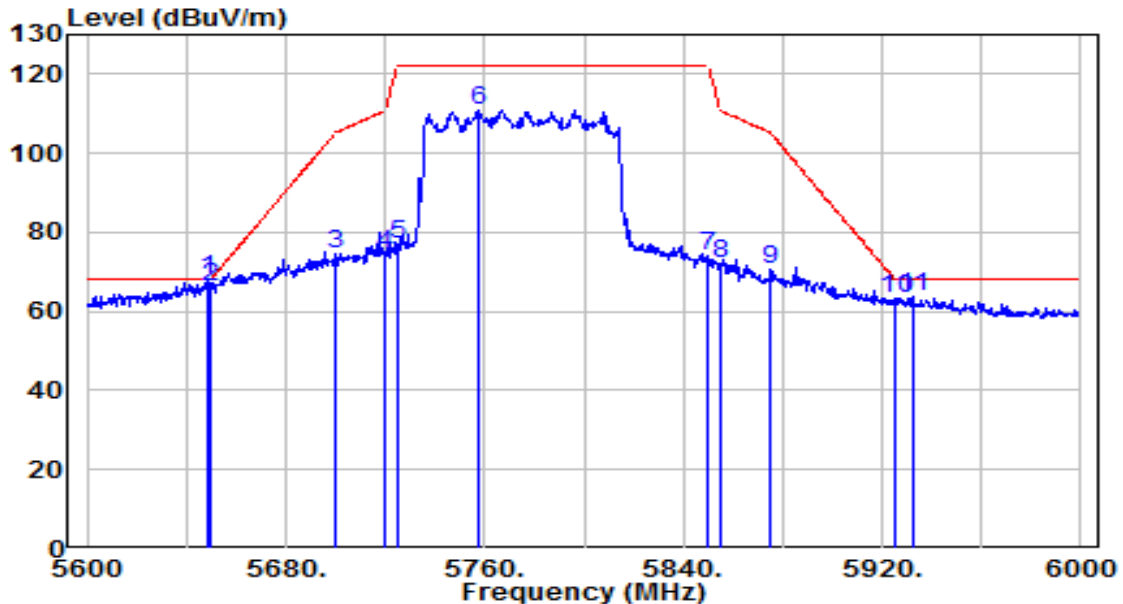


No	Frequency (MHz)	Reading (dBuV)	C.F (dB)	Measurement (dBuV/m)	Margin (dB)	Limit (dBuV/m)	Remark (QP/PK/AV)
1	* 5648.400	43.99	20.75	64.74	-3.46	68.20	Peak
2	5650.000	42.61	20.76	63.36	-4.84	68.20	Peak
3	5700.000	48.36	20.92	69.28	-35.92	105.20	Peak
4	5720.000	51.50	20.98	72.49	-38.31	110.80	Peak
5	5725.000	50.84	21.00	71.84	-50.36	122.20	Peak
6	5796.000	83.98	21.23	105.21	N/A	N/A	Peak
7	5850.000	44.98	21.40	66.39	-55.81	122.20	Peak
8	5855.000	45.07	21.42	66.49	-44.31	110.80	Peak
9	5875.000	41.60	21.49	63.09	-42.11	105.20	Peak
10	5925.000	38.69	21.65	60.34	-7.86	68.20	Peak
11	5969.600	39.51	21.79	61.30	-6.90	68.20	Peak

Note:

1. " *", means this data is the worst emission level.
2. C.F (Correction Factor) = Antenna Factor (dB)+ Cable Loss (dB)– Preamplifier(dB) +16db attenuation.
3. Measurement(dBuV/m) = Reading(dBuV) + C.F (Correction Factor).
- 4.The emission levels of other frequencies are very lower than the limit and not show in test report.

EUT	AP301	Date of Test	2020-11-26
Factor	BBHA 9120D	Temp. / Humidity	25.6°C/37.8%
Polarity	Vertical	Site / Test Engineer	AC1 / Jay Chiu
Test Mode	Transmit by 802.11ax-HE80 at Channel 5775MHz	Test Voltage	120V/60Hz



No	Frequency (MHz)	Reading (dBuV)	C.F (dB)	Measurement (dBuV/m)	Margin (dB)	Limit (dBuV/m)	Remark (QP/PK/AV)
1	* 5648.800	47.36	20.75	68.11	-0.09	68.20	Peak
2	5650.000	45.28	20.76	66.04	-2.16	68.20	Peak
3	5700.000	53.75	20.92	74.67	-30.53	105.20	Peak
4	5720.000	53.79	20.98	74.77	-36.03	110.80	Peak
5	5725.000	55.90	21.00	76.90	-45.30	122.20	Peak
6	5757.200	89.99	21.10	111.09	N/A	N/A	Peak
7	5850.000	52.48	21.40	73.89	-48.31	122.20	Peak
8	5855.000	50.83	21.42	72.25	-38.55	110.80	Peak
9	5875.000	49.31	21.49	70.80	-34.40	105.20	Peak
10	5925.000	41.48	21.65	63.13	-5.07	68.20	Peak
11	5932.400	41.87	21.67	63.54	-4.66	68.20	Peak

Note:

1. " *", means this data is the worst emission level.
2. C.F (Correction Factor) = Antenna Factor (dB)+ Cable Loss (dB)– Preamplifier(dB) +16db attenuation.
3. Measurement(dBuV/m) = Reading(dBuV) + C.F (Correction Factor).
- 4.The emission levels of other frequencies are very lower than the limit and not show in test report.

6.10. AC Conducted Emissions Measurement

6.10.1. Test Limit

FCC Part 15.207 Limits		
Frequency (MHz)	QP (dB μ V)	AV (dB μ V)
0.15 - 0.50	66 - 56	56 - 46
0.50 - 5.0	56	46
5.0 - 30	60	50

Note 1: The lower limit shall apply at the transition frequencies.

Note 2: The limit decreases linearly with the logarithm of the frequency in the range 0.15MHz to 0.5MHz.

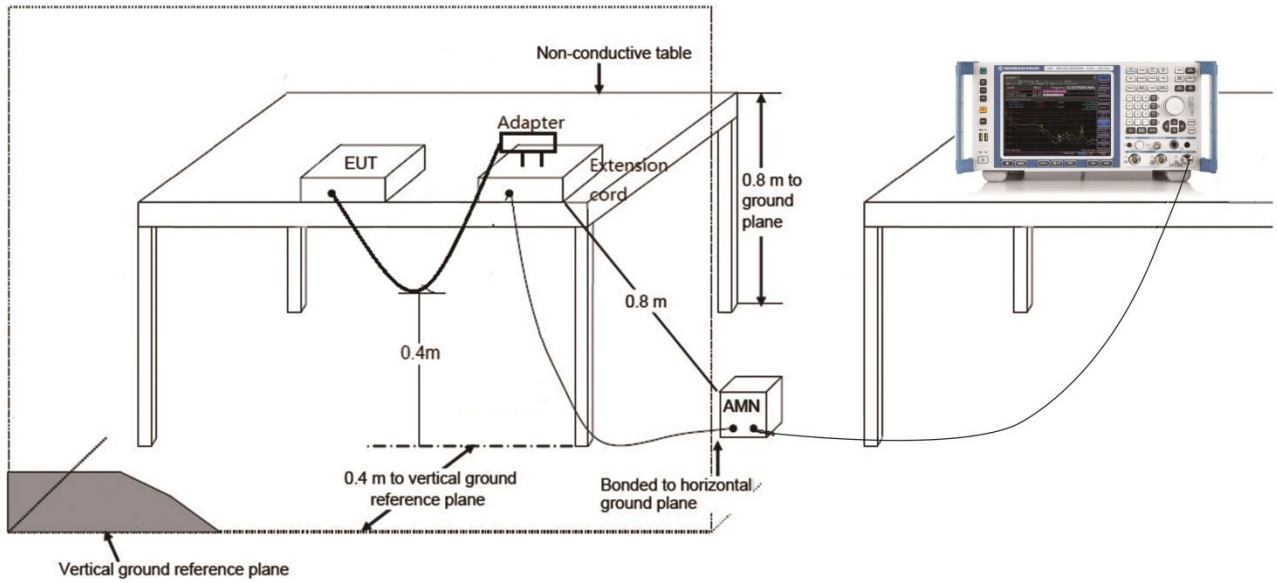
6.10.2. Test Procedure

The EUT was setup according to ANSI C63.4, 2009 and tested according to KDB 789033 for compliance to FCC 47CFR 15.247 requirements. The EUT was placed on a platform of nominal size, 1 m by 1.5 m, raised 80 cm above the conducting ground plane. The vertical conducting plane was located 40 cm to the rear of the EUT. All other surfaces of EUT were at least 80 cm from any other grounded conducting surface. The EUT and simulators are connected to the main power through a line impedance stabilization network (LISN). The LISN provides a 50 ohm /50uH coupling impedance for the measuring equipment. The peripheral devices are also connected to the main power through a LISN. (Please refer to the block diagram of the test setup and photographs) Each current-carrying conductor of the EUT power cord, except the ground (safety) conductor, was individually connected through a LISN to the input power source.

The excess length of the power cord between the EUT and the LISN receptacle were folded back and forth at the center of the lead to form a bundle not exceeding 40 cm in length.

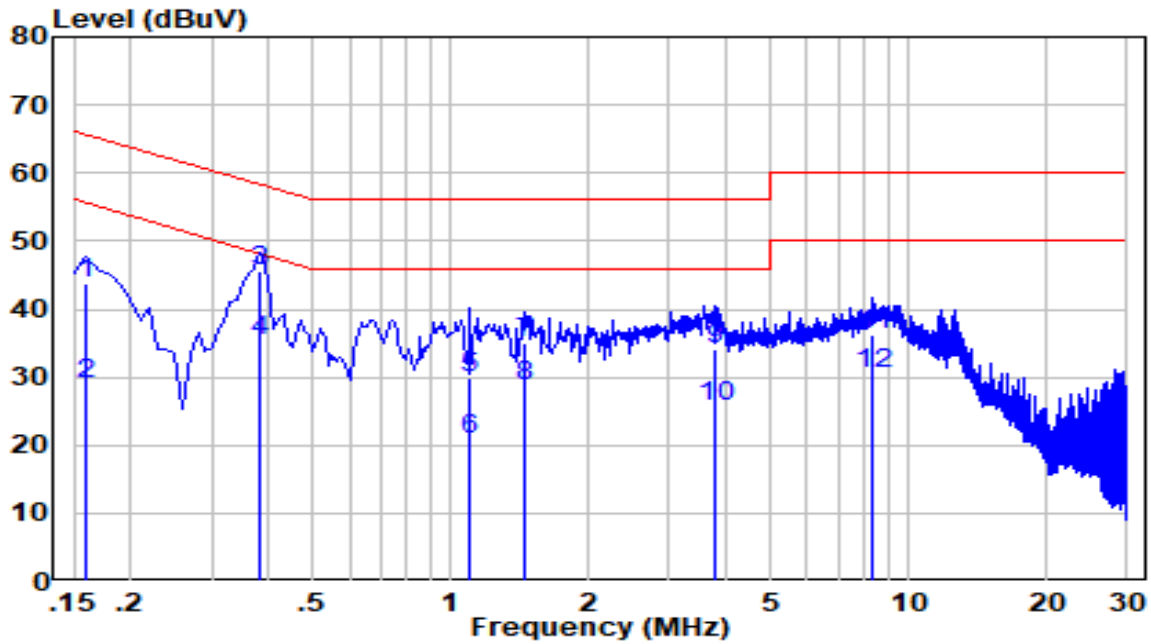
Conducted emissions were investigated over the frequency range from 0.15MHz to 30MHz using a receiver bandwidth of 9kHz.

6.10.3. Test Setup



6.10.4. Test Result

EUT	AP301	Date of Test	2020-11-30
Factor	CE_ENV216-L1 (Filter ON)	Temp. / Humidity	23.2°C /51.6%
Polarity	Line1	Site / Test Engineer	SR2 /Eric Lin
Test Mode	Transmit by 802.11ax-HE20 at channel 5260MHz	Test Voltage	120V/60Hz

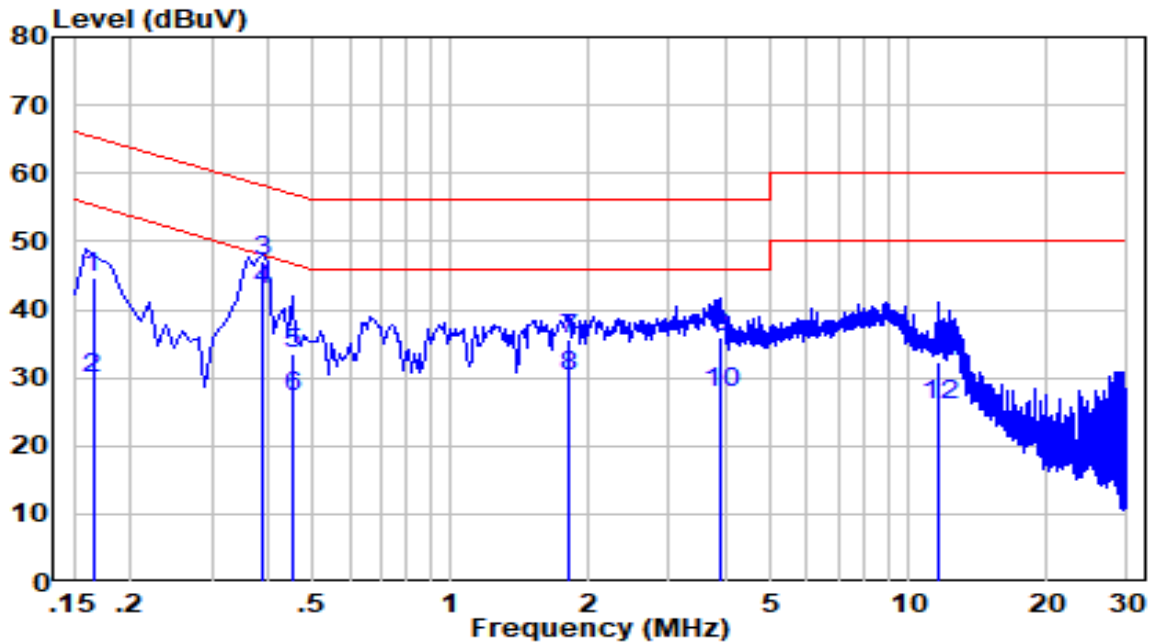


No	Frequency (MHz)	Reading (dBuV)	C.F (dB)	Measurement (dBuV/m)	Margin (dB)	Limit (dBuV/m)	Remark (QP/PK/AV)
1	0.160	34.05	9.61	43.66	-21.80	65.46	QP
2	0.160	19.25	9.61	28.86	-26.60	55.46	AV
3	* 0.380	36.02	9.62	45.64	-12.64	58.28	QP
4	0.380	25.82	9.62	35.44	-12.84	48.28	AV
5	1.100	20.31	9.66	29.97	-26.03	56.00	QP
6	1.100	11.11	9.66	20.77	-25.23	46.00	AV
7	1.440	25.29	9.67	34.96	-21.04	56.00	QP
8	1.440	19.09	9.67	28.76	-17.24	46.00	AV
9	3.770	24.41	9.72	34.12	-21.88	56.00	QP
10	3.770	16.01	9.72	25.72	-20.28	46.00	AV
11	8.370	26.35	9.83	36.18	-23.82	60.00	QP
12	8.370	20.75	9.83	30.58	-19.42	50.00	AV

Note:

1. " *", means this data is the worst emission level.
2. C.F (Correction Factor) = LISN Factor (dB)+ Cable Loss (dB).
3. Measurement(dBuV/m) = Reading(dBuV) + C.F (Correction Factor).

EUT	AP301	Date of Test	2020-11-30
Factor	CE_ENV216-L1 (Filter ON)	Temp. / Humidity	23.2°C /51.6%
Polarity	Neutral	Site / Test Engineer	SR2 /Eric Lin
Test Mode	Transmit by 802.11ax-HE20 at channel 5260MHz	Test Voltage	120V/60Hz



No	Frequency (MHz)	Reading (dBuV)	C.F (dB)	Measurement (dBuV/m)	Margin (dB)	Limit (dBuV/m)	Remark (QP/PK/AV)
1	0.165	35.11	9.62	44.73	-20.48	65.21	QP
2	0.165	20.21	9.62	29.83	-25.38	55.21	AV
3	0.390	37.53	9.63	47.16	-10.90	58.06	QP
4	* 0.390	33.23	9.63	42.86	-5.20	48.06	AV
5	0.450	23.74	9.64	33.37	-23.50	56.88	QP
6	0.450	17.58	9.64	27.21	-19.66	46.88	AV
7	1.810	26.08	9.69	35.77	-20.23	56.00	QP
8	1.810	20.48	9.69	30.17	-15.83	46.00	AV
9	3.900	26.13	9.73	35.86	-20.14	56.00	QP
10	3.900	17.93	9.73	27.66	-18.34	46.00	AV
11	11.690	22.28	9.92	32.20	-27.80	60.00	QP
12	11.690	16.18	9.92	26.10	-23.90	50.00	AV

Note:

1. " *", means this data is the worst emission level.

2. C.F (Correction Factor) = LISN Factor (dB)+ Cable Loss (dB).
3. Measurement(dBuV/m) = Reading(dBuV) + C.F (Correction Factor).

7. CONCLUSION

The data collected relate only the item(s) tested and show that the device is compliance with Part 15E of the FCC Rules.

————— The End —————

Appendix A - Test Setup Photograph

Refer to "2010TW0002-UT" file.

Appendix B-EUT Photograph

Refer to "2010TW0002-UE" file.