

## PHOTOGRAPHS OF THE TEST CONFIGURATION

### CONDUCTED EMISSION TEST (Mode A)



### CONDUCTED EMISSION TEST (Mode B)




### CONDUCTED EMISSION TEST (Mode C)



### CONDUCTED EMISSION TEST (Mode D)





RADIATED EMISSION TEST (Mode A)  
<Frequency Range below 1GHz>



RADIATED EMISSION TEST (Mode B)  
<Frequency Range below 1GHz>



RADIATED EMISSION TEST (Mode A)  
<Frequency Range above 1GHz>



RADIATED EMISSION TEST (Mode B)  
<Frequency Range above 1GHz>

