



HCT Co., Ltd.

74, Seoicheon-ro 578beon-gil, Majang-myeon, Icheon-si, Gyeonggi-do, 17383 KOREA
Tel. +82 31 634 6300 Fax. +82 31 645 6401


<p>Appendix A: Test Setup Photo</p>	<p>FCC ID 2ALI9V-JETRFHD</p> <p>File No. HCT-RF-2004-FC059-P</p>
---	--

REVISION HISTORY


The revision history for this document is shown in table.

Revision No.	Date of Issue	Description
0	April 27, 2020	Initial Release
1	May 14, 2020	Added EUT and test jig photo.


1. Radiated Test Setup Photo(Antenna Mast : below 1 GHz Horizontal)



2. Radiated Test Setup Photo(Antenna Mast : below 1 GHz Vertical)




3. Radiated Test Setup Photo(Antenna Mast : above 1 GHz Horizontal)



[1 GHz ~ 18 GHz]

4. Radiated Test Setup Photo(Antenna Mast : above 1 GHz Vertical)



[1 GHz ~ 18 GHz]

5. Radiated Test Setup Photo(Antenna Mast : above 1 GHz Horizontal)



[18 GHz ~ 40 GHz]

6. Radiated Test Setup Photo(Antenna Mast : above 1 GHz Vertical)




[18 GHz ~ 40 GHz]


7. Radiated Test Setup Photo




[40 GHz ~ 60 GHz]



[60 GHz ~ 90 GHz]



[90 GHz ~ 140 GHz]




[140 GHz ~ 200 GHz]

9. AC Power line Setup Photo



10. EUT, Test Jig Photo



End of report