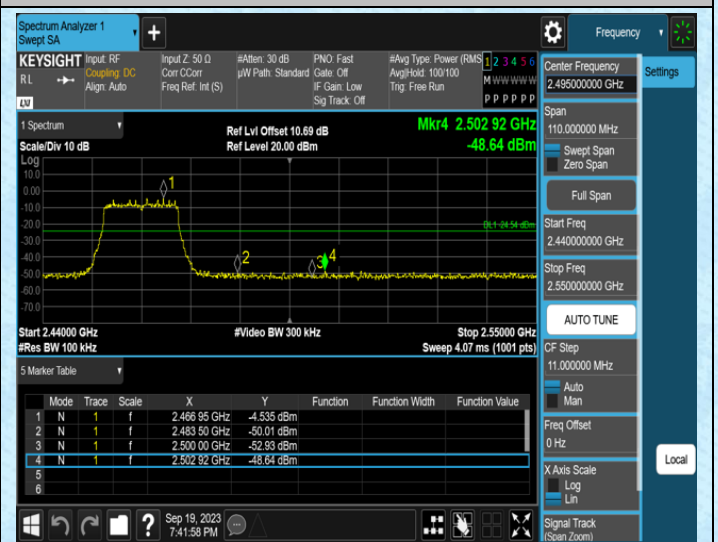
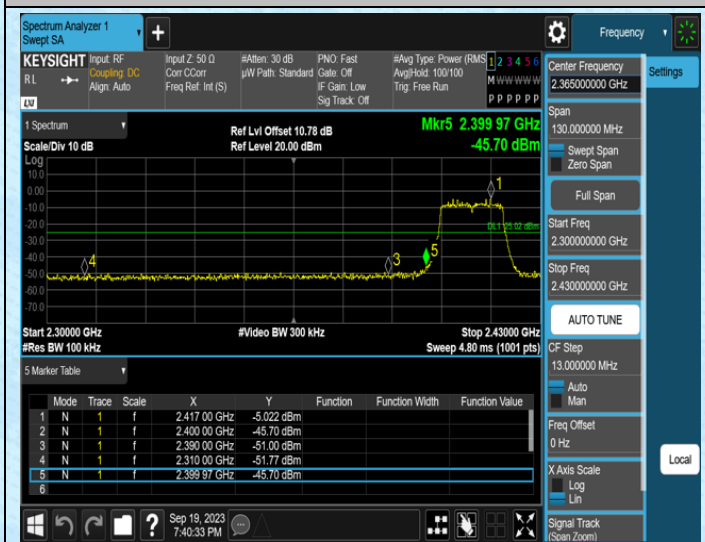


Test Graphs



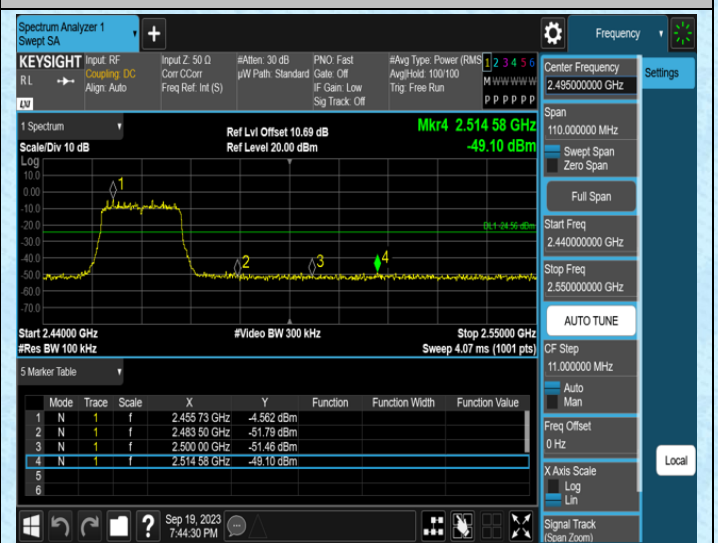
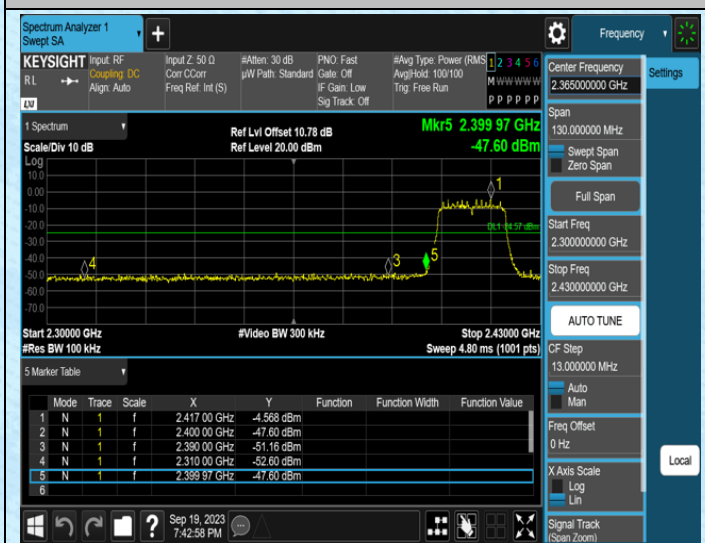
11B-Ant1-2412

11B-Ant1-2462



11G-Ant1-2412

11G-Ant1-2462



11N20SISO-Ant1-2412

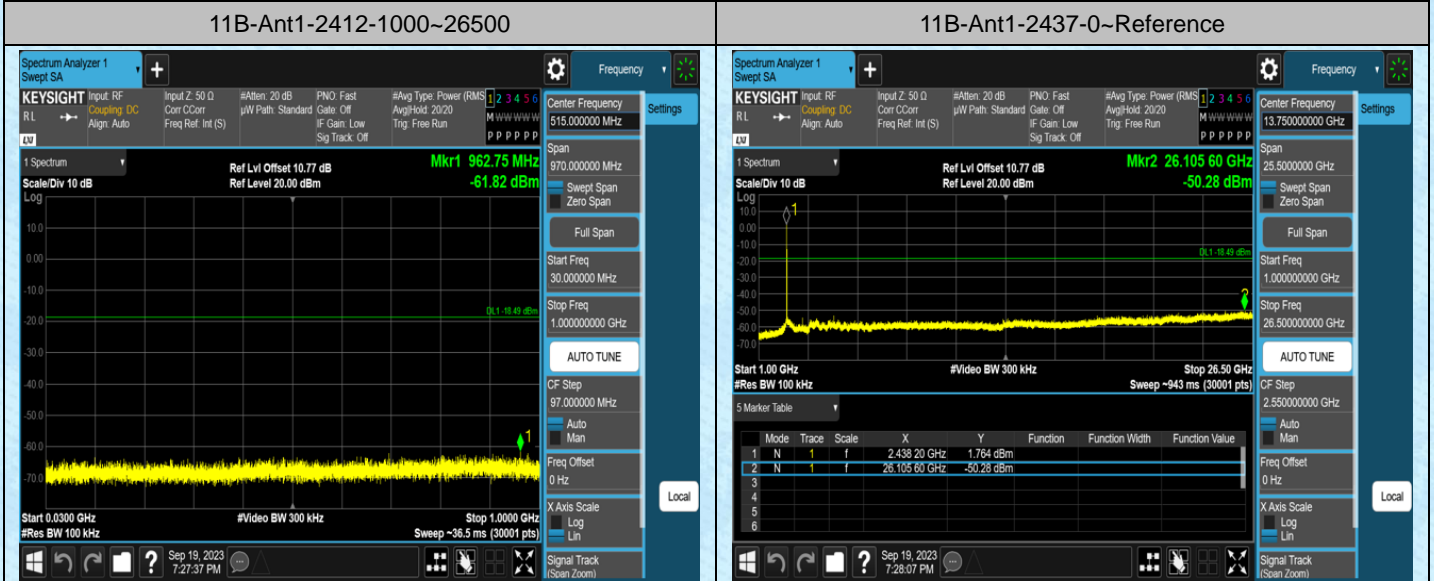
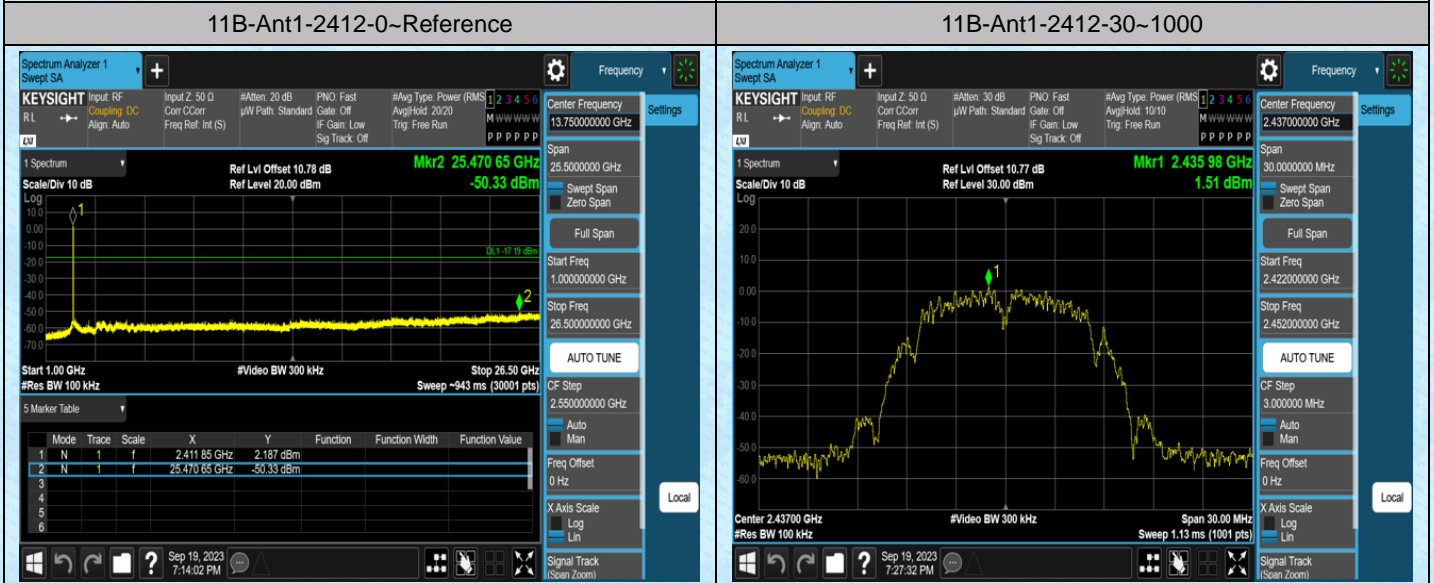
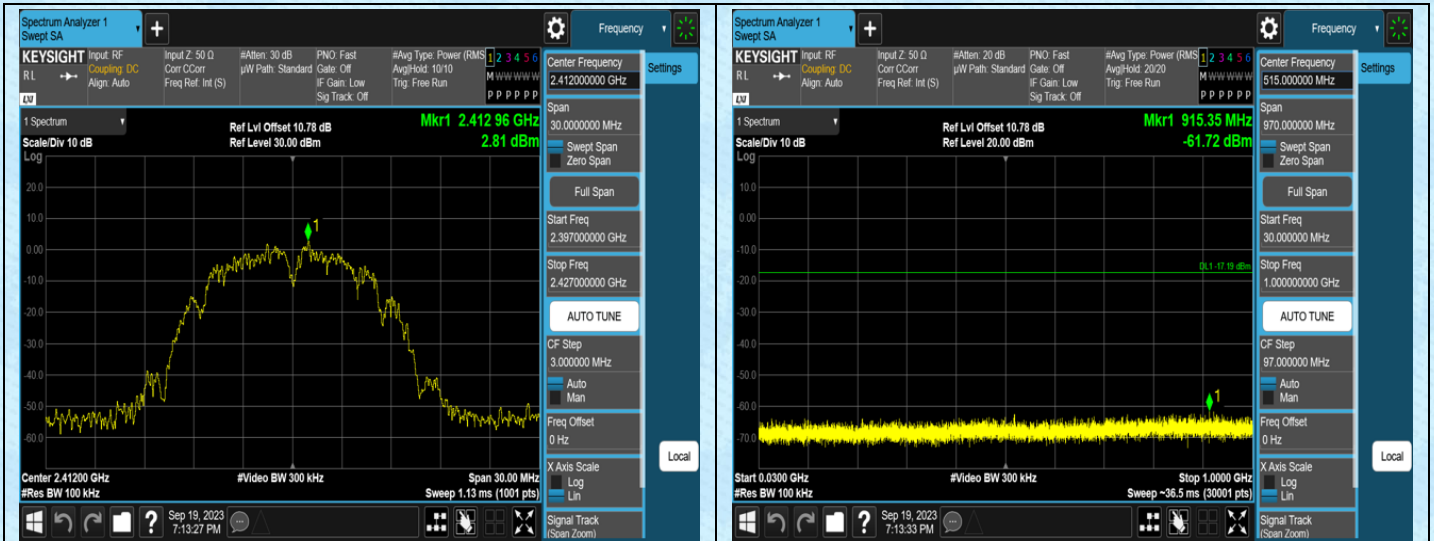
11N20SISO-Ant1-2462

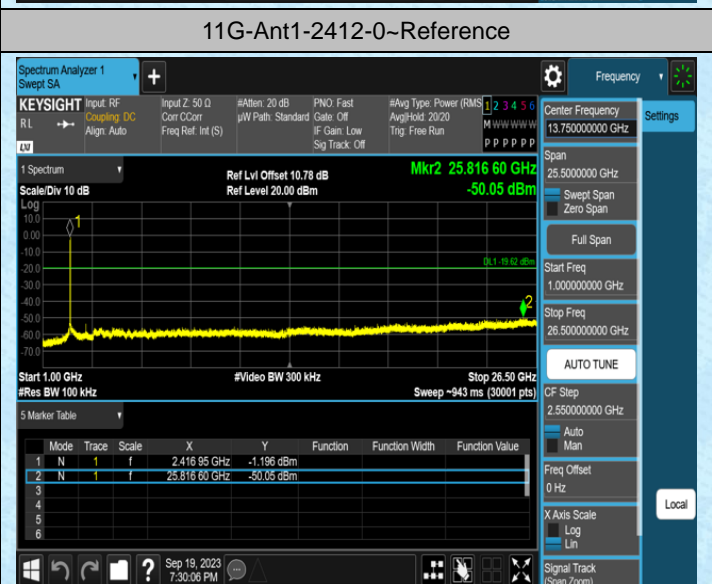
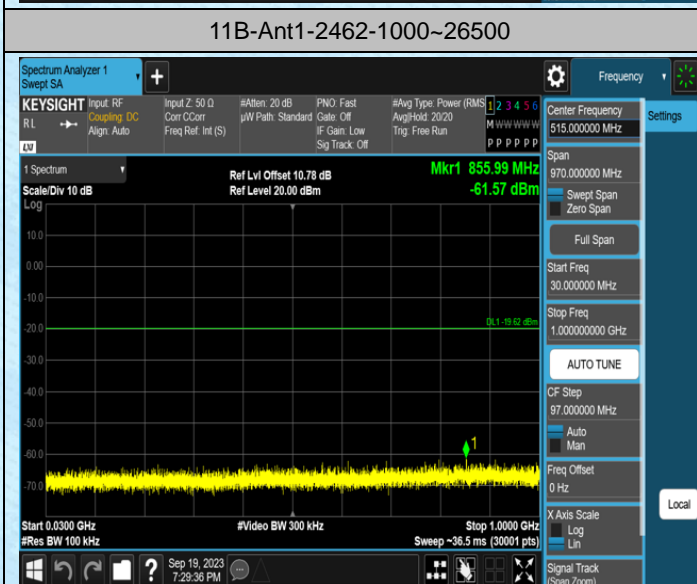
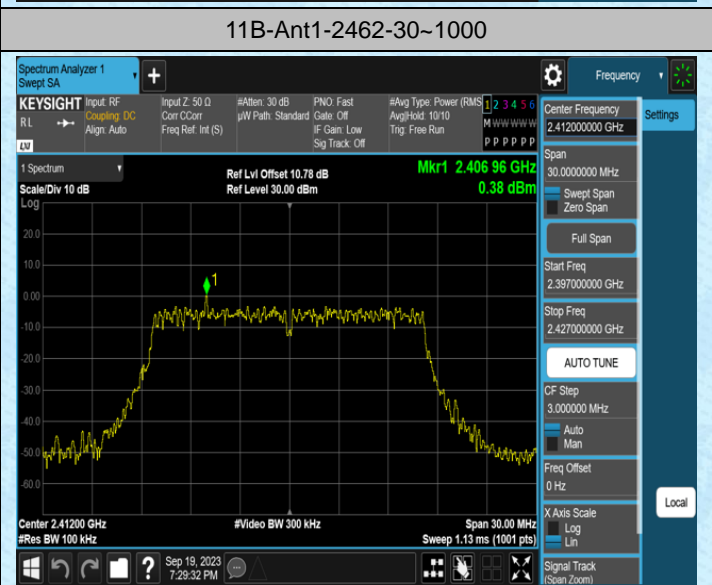
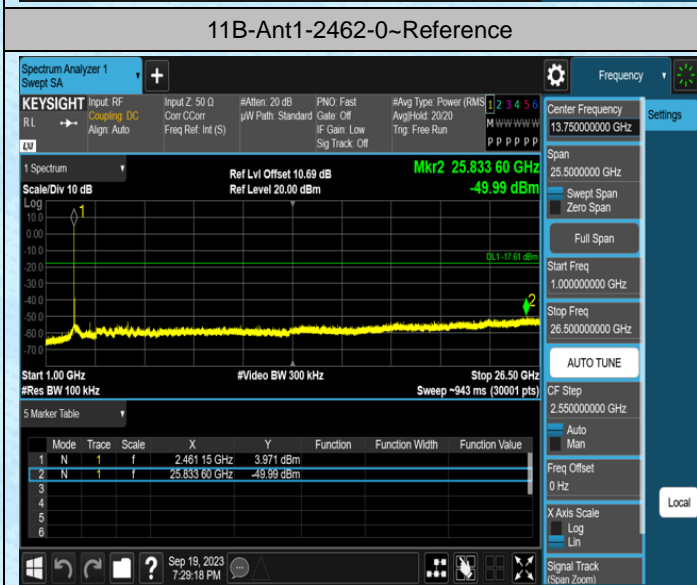
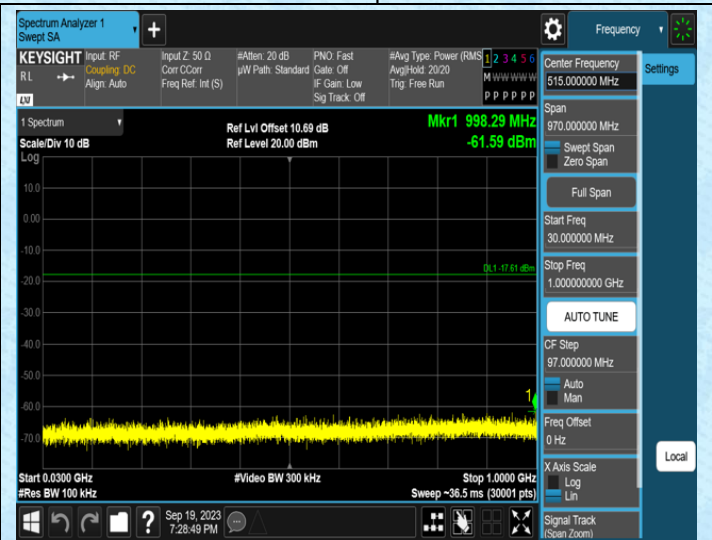
AppendixF:Conducted Spurious Emission

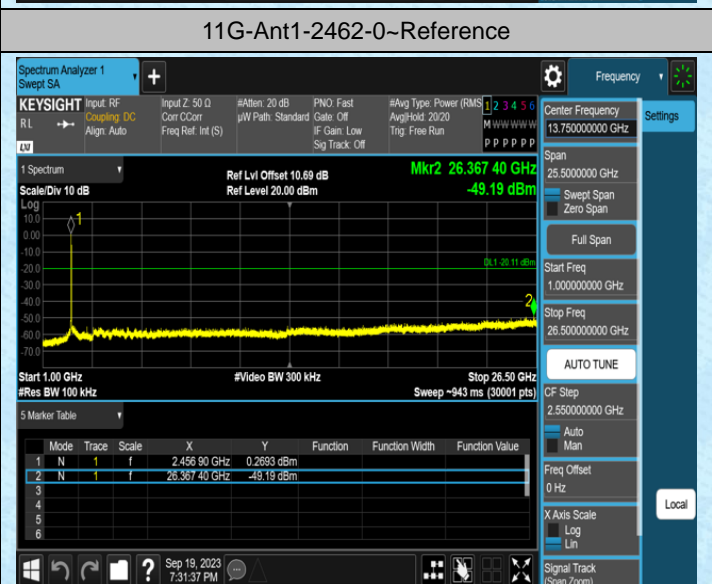
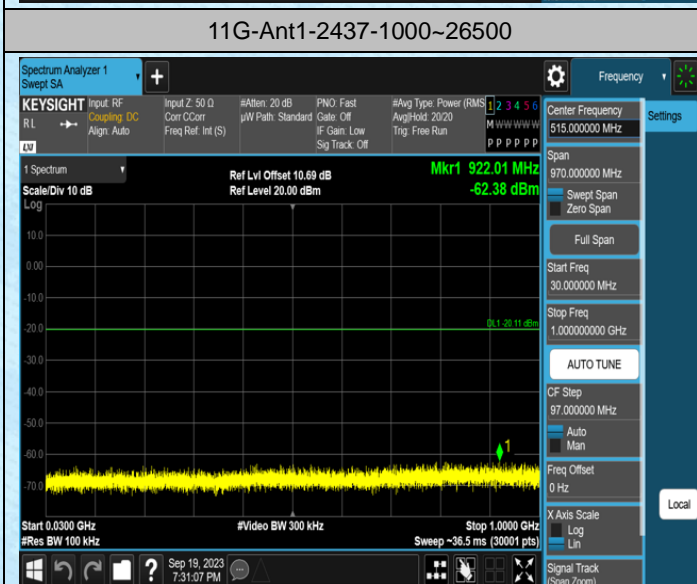
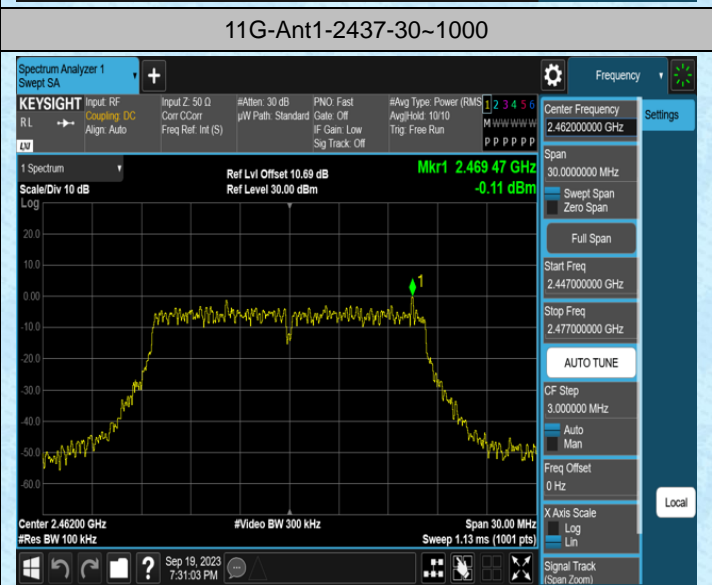
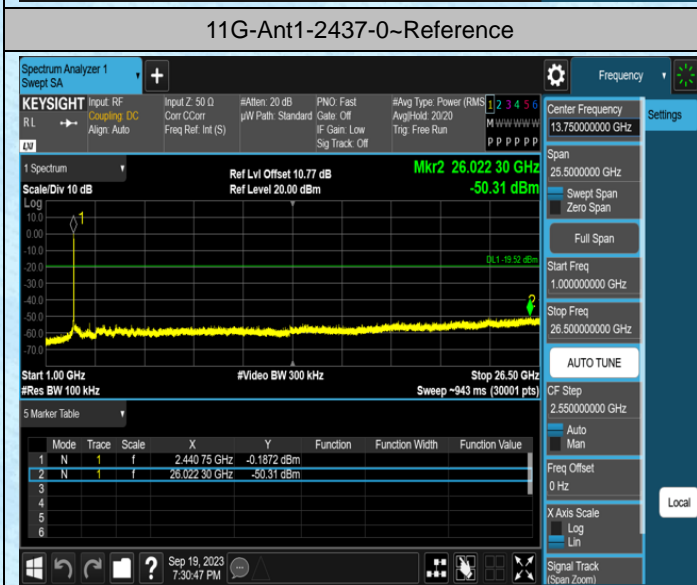
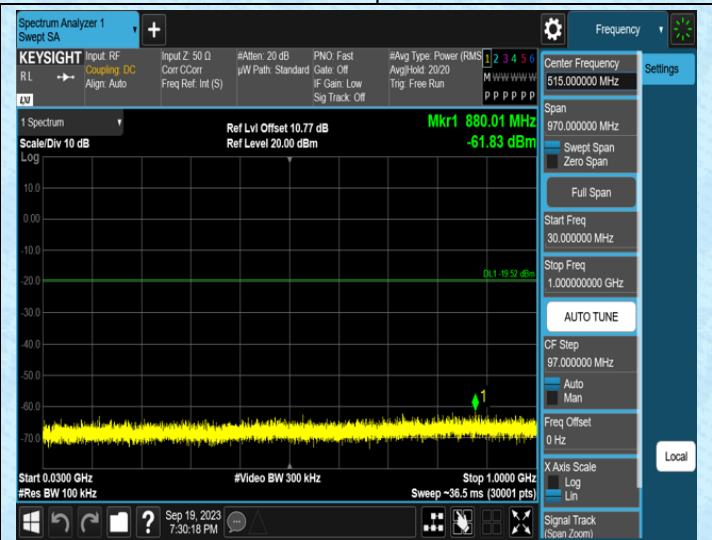
Test Result

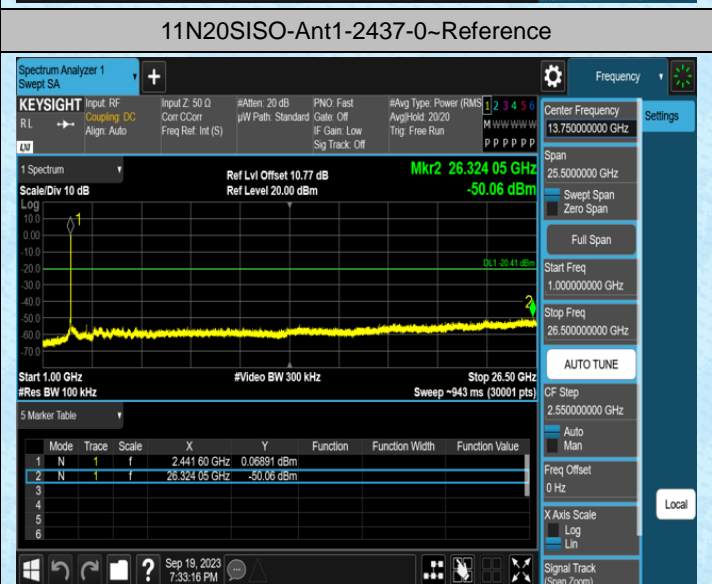
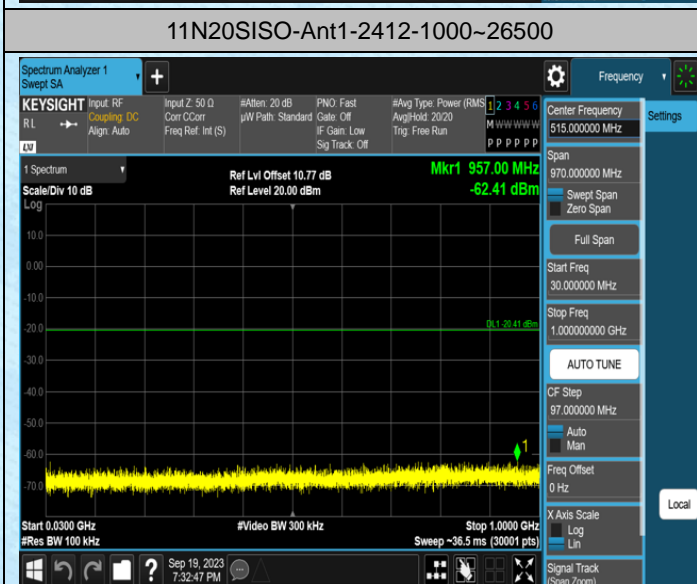
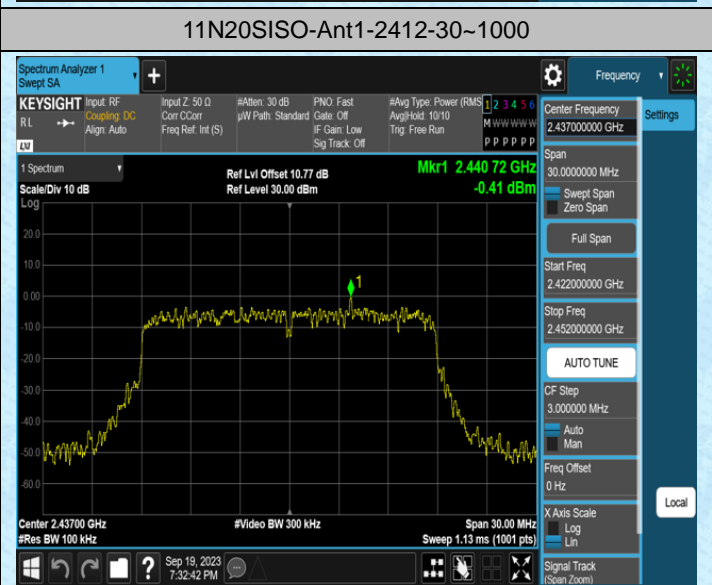
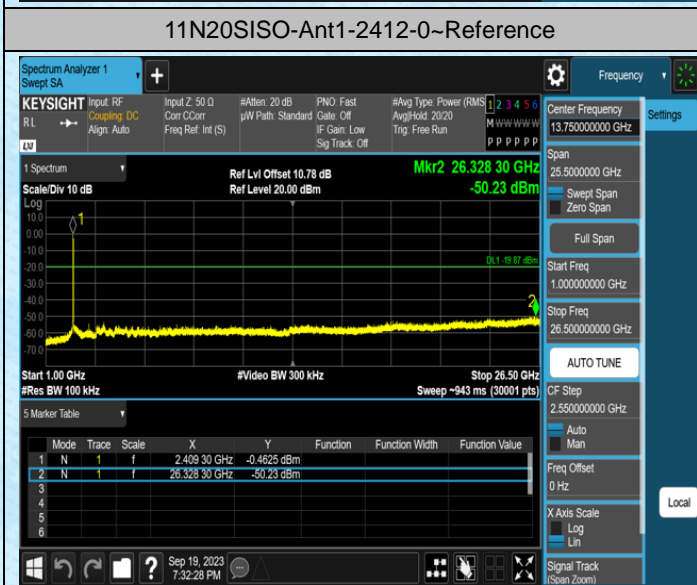
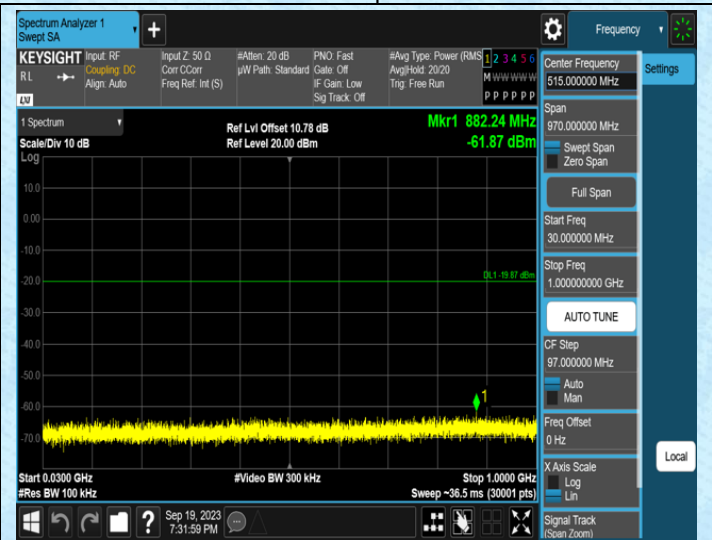
Test Mode	Antenna	Frequency[MHz]	Rate	FreqRange [Mhz]	RefLevel [dBm]	Result [dBm]	Limit [dBm]	Verdict
11B	Ant1	2412	1Mbps	0~Reference	2.81	2.81	---	PASS
11B	Ant1	2412	1Mbps	30~1000	2.81	-61.72	≤-17.19	PASS
11B	Ant1	2412	1Mbps	1000~26500	2.81	-50.33	≤-17.19	PASS
11B	Ant1	2437	1Mbps	0~Reference	1.51	1.51	---	PASS
11B	Ant1	2437	1Mbps	30~1000	1.51	-61.82	≤-18.49	PASS
11B	Ant1	2437	1Mbps	1000~26500	1.51	-50.29	≤-18.49	PASS
11B	Ant1	2462	1Mbps	0~Reference	2.39	2.39	---	PASS
11B	Ant1	2462	1Mbps	30~1000	2.39	-61.59	≤-17.61	PASS
11B	Ant1	2462	1Mbps	1000~26500	2.39	-49.99	≤-17.61	PASS
11G	Ant1	2412	6Mbps	0~Reference	0.38	0.38	---	PASS
11G	Ant1	2412	6Mbps	30~1000	0.38	-61.57	≤-19.62	PASS
11G	Ant1	2412	6Mbps	1000~26500	0.38	-50.05	≤-19.62	PASS
11G	Ant1	2437	6Mbps	0~Reference	0.48	0.48	---	PASS
11G	Ant1	2437	6Mbps	30~1000	0.48	-61.83	≤-19.52	PASS
11G	Ant1	2437	6Mbps	1000~26500	0.48	-50.31	≤-19.52	PASS
11G	Ant1	2462	6Mbps	0~Reference	-0.11	-0.11	---	PASS
11G	Ant1	2462	6Mbps	30~1000	-0.11	-62.38	≤-20.11	PASS
11G	Ant1	2462	6Mbps	1000~26500	-0.11	-49.19	≤-20.11	PASS
11N20SISO	Ant1	2412	MCS0	0~Reference	0.13	0.13	---	PASS
11N20SISO	Ant1	2412	MCS0	30~1000	0.13	-61.87	≤-19.87	PASS
11N20SISO	Ant1	2412	MCS0	1000~26500	0.13	-50.23	≤-19.87	PASS
11N20SISO	Ant1	2437	MCS0	0~Reference	-0.41	-0.41	---	PASS
11N20SISO	Ant1	2437	MCS0	30~1000	-0.41	-62.41	≤-20.41	PASS
11N20SISO	Ant1	2437	MCS0	1000~26500	-0.41	-50.06	≤-20.41	PASS
11N20SISO	Ant1	2462	MCS0	0~Reference	-2.94	-2.94	---	PASS
11N20SISO	Ant1	2462	MCS0	30~1000	-2.94	-62.03	≤-22.94	PASS
11N20SISO	Ant1	2462	MCS0	1000~26500	-2.94	-50.19	≤-22.94	PASS

Test Graphs







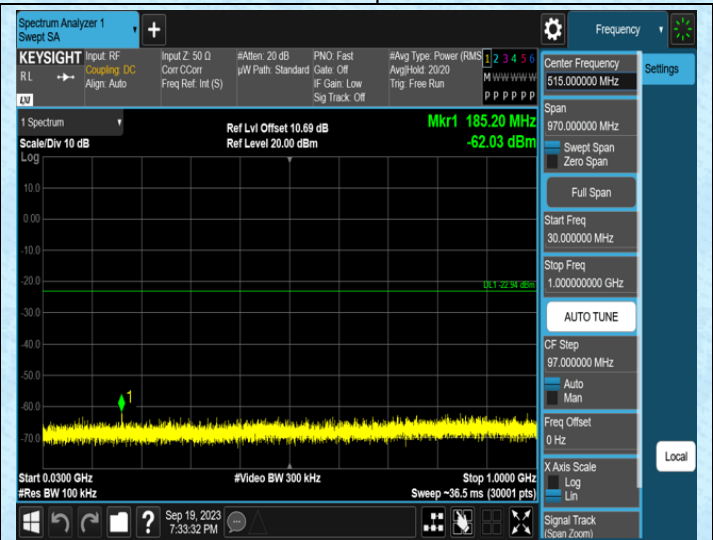


11N20SISO-Ant1-2412-1000~26500

11N20SISO-Ant1-2437-1000~26500



11N20SISO-Ant1-2462-0~Reference



11N20SISO-Ant1-2462-30~1000



11N20SISO-Ant1-2462-1000~26500

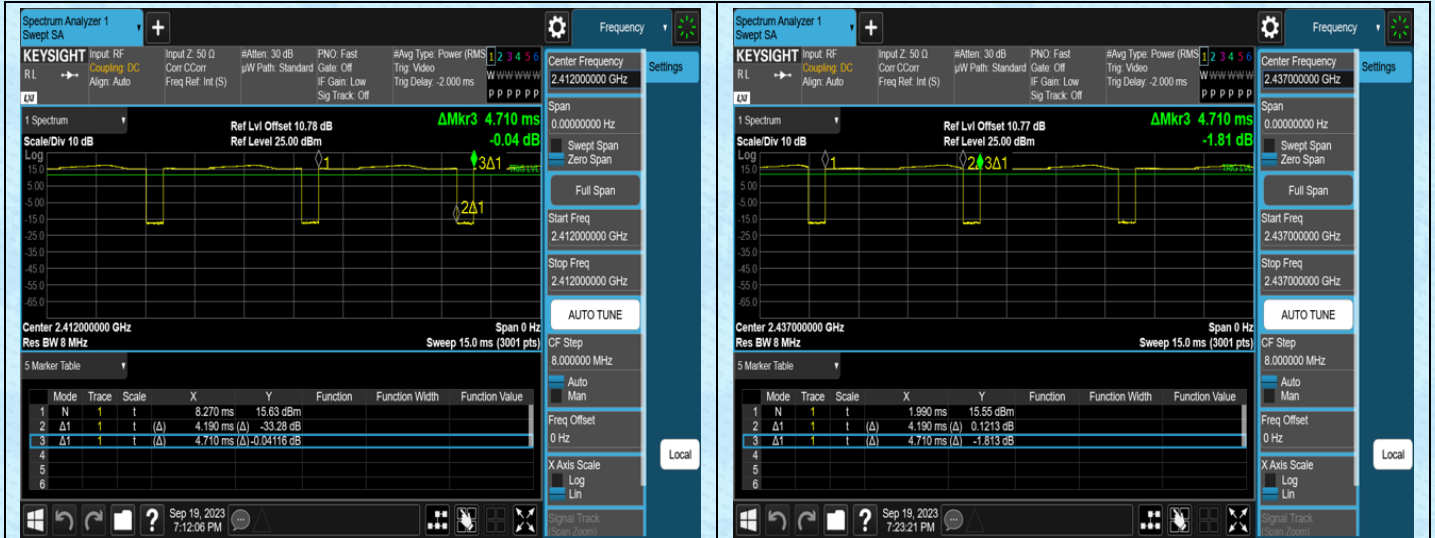


AppendixG: Duty Cycle

Test Result

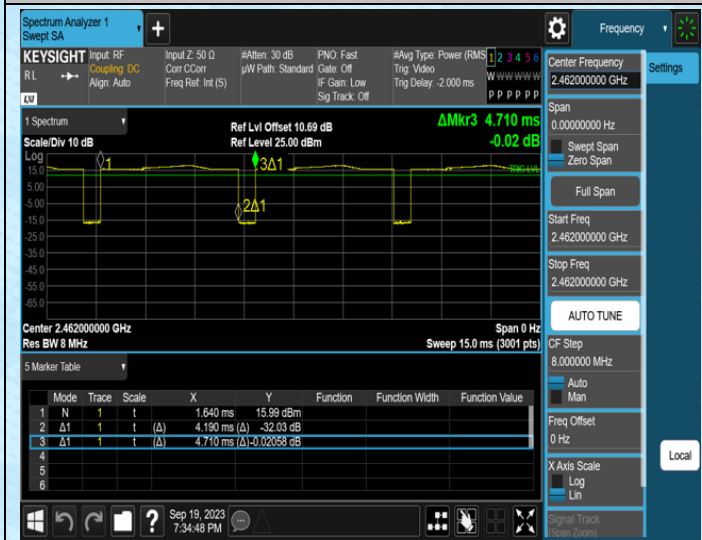
Test Mode	Antenna	Frequency[MHz]	Rate	Transmission Duration [ms]	Transmission Period [ms]	Duty Cycle [%]	Factor
11B	Ant1	2412	1Mbps	4.19	4.71	88.96	0.51
11B	Ant1	2437	1Mbps	4.19	4.71	88.96	0.51
11B	Ant1	2462	1Mbps	4.19	4.71	88.96	0.51
11G	Ant1	2412	6Mbps	0.69	0.80	86.25	0.64
11G	Ant1	2437	6Mbps	0.69	0.79	87.34	0.59
11G	Ant1	2462	6Mbps	0.69	0.79	87.34	0.59
11N20SISO	Ant1	2412	MCS0	0.65	0.76	85.53	0.68
11N20SISO	Ant1	2437	MCS0	0.66	0.76	86.84	0.61
11N20SISO	Ant1	2462	MCS0	0.65	0.76	85.53	0.68

Test Graphs

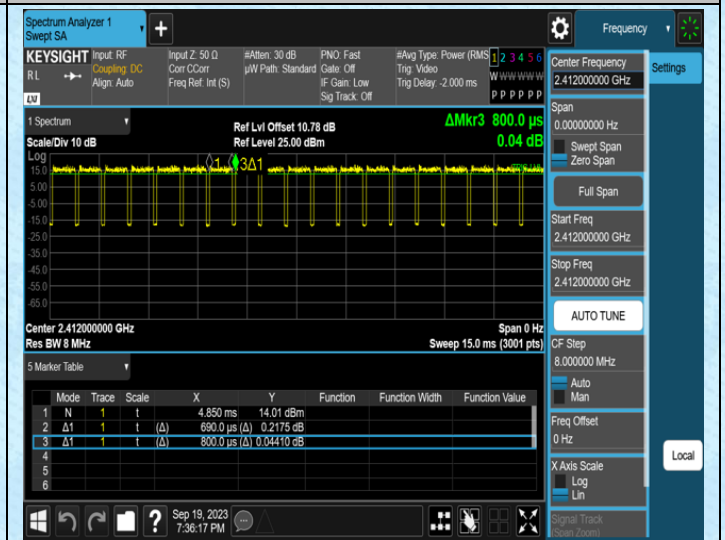


NTNV-11B-Ant1-2412

NTNV-11B-Ant1-2437



NTNV-11B-Ant1-2462



NTNV-11G-Ant1-2412



NTNV-11G-Ant1-2437



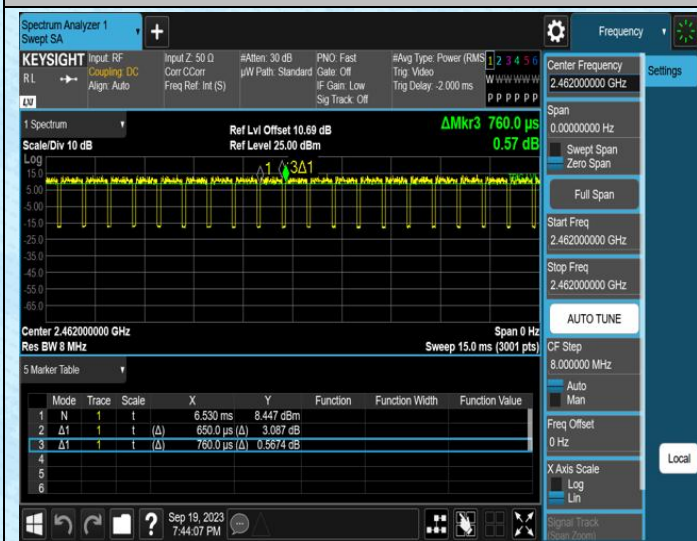
NTNV-11G-Ant1-2462



NTNV-11N20SISO-Ant1-2412



NTNV-11N20SISO-Ant1-2437



NTNV-11N20SISO-Ant1-2462



/

/

-----End-----