

## AppendixE:Band edge measurements

### Test Result

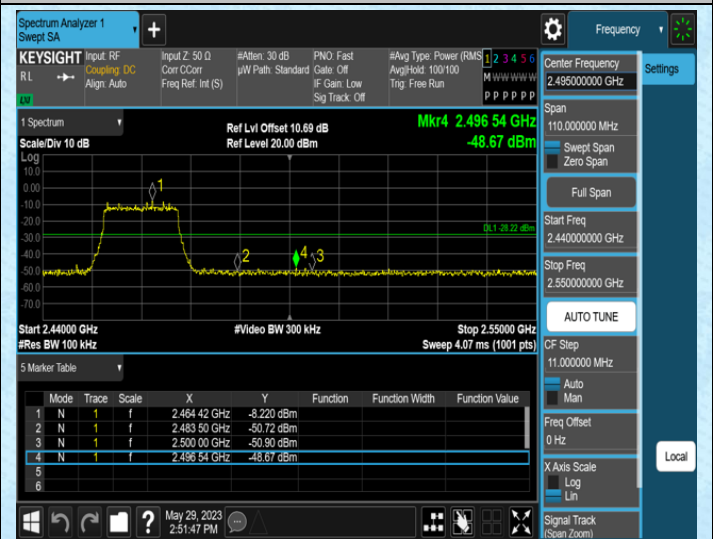
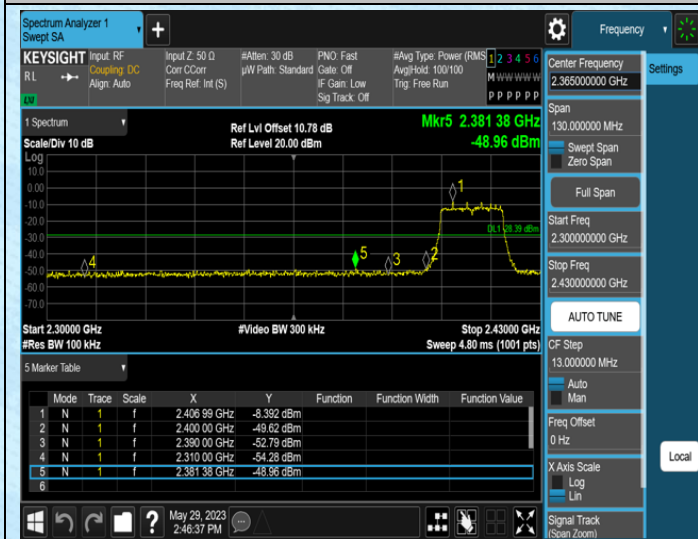
Test Mode	Antenna	ChName	Frequency[MHz]	Rate	RefLevel[dBm]	Result[dBm]	Limit[dBm]	Verdict
11B	Ant1	Low	2412	1Mbps	-0.48	-48.32	≤-20.48	PASS
11B	Ant1	High	2462	1Mbps	-0.42	-48.24	≤-20.42	PASS
11G	Ant1	Low	2412	6Mbps	-8.39	-48.96	≤-28.39	PASS
11G	Ant1	High	2462	6Mbps	-8.22	-48.68	≤-28.22	PASS
11N20SISO	Ant1	Low	2412	MCS0	-8.43	-48.72	≤-28.43	PASS
11N20SISO	Ant1	High	2462	MCS0	-7.31	-47.86	≤-27.31	PASS

## Test Graphs



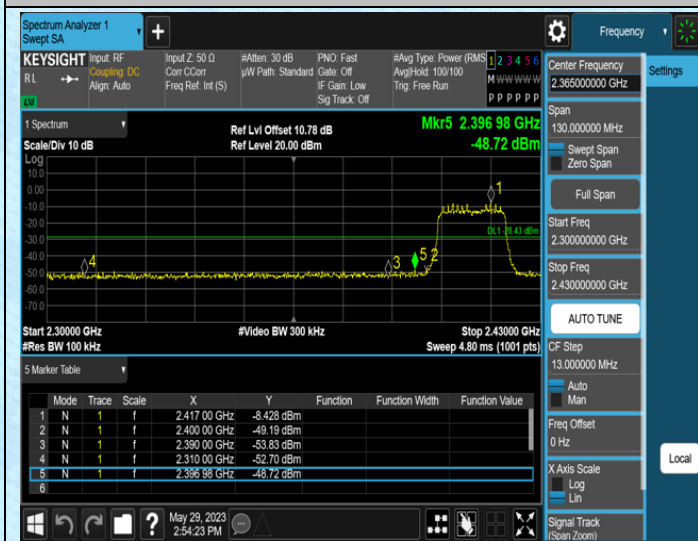
11B-Ant1-2412

11B-Ant1-2462



11G-Ant1-2412

11G-Ant1-2462



11N20SISO-Ant1-2412

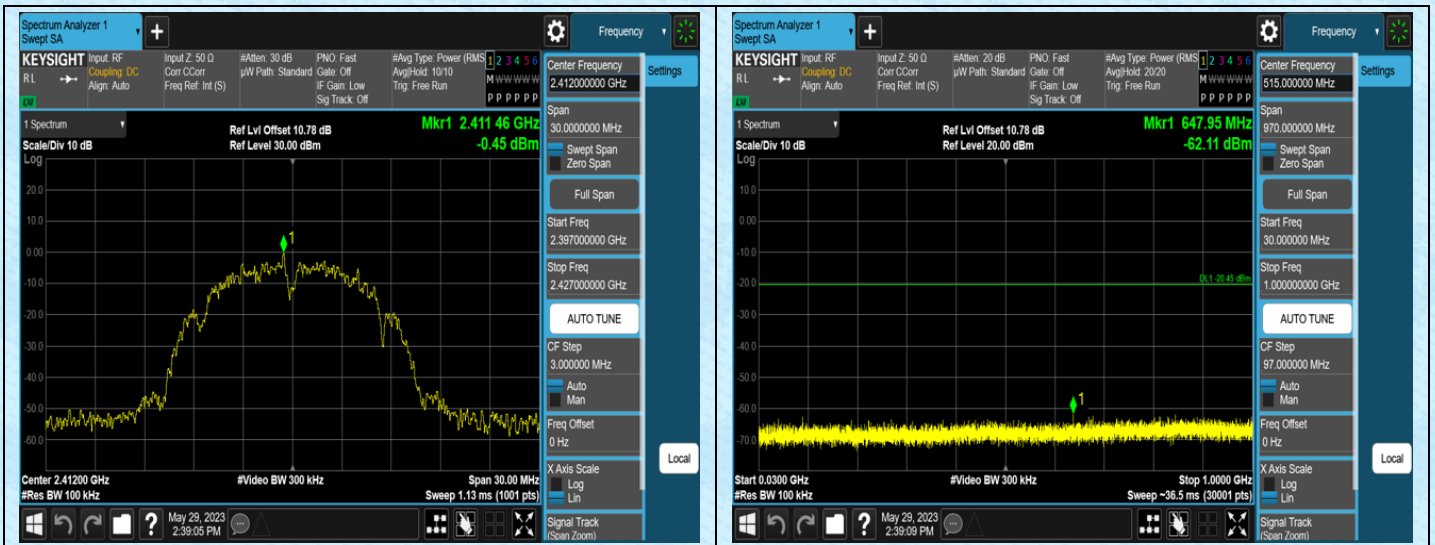
11N20SISO-Ant1-2462

## Appendix F: Conducted Spurious Emission

### Test Result

Test Mode	Antenna	Frequency[MHz]	Rate	FreqRange [Mhz]	RefLevel [dBm]	Result [dBm]	Limit [dBm]	Verdict
11B	Ant1	2412	1Mbps	0~Reference	-0.45	-0.45	---	PASS
11B	Ant1	2412	1Mbps	30~1000	-0.45	-62.11	≤-20.45	PASS
11B	Ant1	2412	1Mbps	1000~26500	-0.45	-50.35	≤-20.45	PASS
11B	Ant1	2437	1Mbps	0~Reference	-1.54	-1.54	---	PASS
11B	Ant1	2437	1Mbps	30~1000	-1.54	-61.55	≤-21.54	PASS
11B	Ant1	2437	1Mbps	1000~26500	-1.54	-50.06	≤-21.54	PASS
11B	Ant1	2462	1Mbps	0~Reference	-0.97	-0.97	---	PASS
11B	Ant1	2462	1Mbps	30~1000	-0.97	-61.77	≤-20.97	PASS
11B	Ant1	2462	1Mbps	1000~26500	-0.97	-49.42	≤-20.97	PASS
11G	Ant1	2412	6Mbps	0~Reference	-11.21	-11.21	---	PASS
11G	Ant1	2412	6Mbps	30~1000	-11.21	-62.06	≤-31.21	PASS
11G	Ant1	2412	6Mbps	1000~26500	-11.21	-50.27	≤-31.21	PASS
11G	Ant1	2437	6Mbps	0~Reference	-9.48	-9.48	---	PASS
11G	Ant1	2437	6Mbps	30~1000	-9.48	-61.95	≤-29.48	PASS
11G	Ant1	2437	6Mbps	1000~26500	-9.48	-49.54	≤-29.48	PASS
11G	Ant1	2462	6Mbps	0~Reference	-8.22	-8.22	---	PASS
11G	Ant1	2462	6Mbps	30~1000	-8.22	-61.73	≤-28.22	PASS
11G	Ant1	2462	6Mbps	1000~26500	-8.22	-50	≤-28.22	PASS
11N20SISO	Ant1	2412	MCS0	0~Reference	-9.57	-9.57	---	PASS
11N20SISO	Ant1	2412	MCS0	30~1000	-9.57	-62.23	≤-29.57	PASS
11N20SISO	Ant1	2412	MCS0	1000~26500	-9.57	-49.49	≤-29.57	PASS
11N20SISO	Ant1	2437	MCS0	0~Reference	-7.96	-7.96	---	PASS
11N20SISO	Ant1	2437	MCS0	30~1000	-7.96	-61.88	≤-27.96	PASS
11N20SISO	Ant1	2437	MCS0	1000~26500	-7.96	-49.95	≤-27.96	PASS
11N20SISO	Ant1	2462	MCS0	0~Reference	-7.94	-7.94	---	PASS
11N20SISO	Ant1	2462	MCS0	30~1000	-7.94	-61.81	≤-27.94	PASS
11N20SISO	Ant1	2462	MCS0	1000~26500	-7.94	-50.44	≤-27.94	PASS

## Test Graphs



11B-Ant1-2412-0~Reference

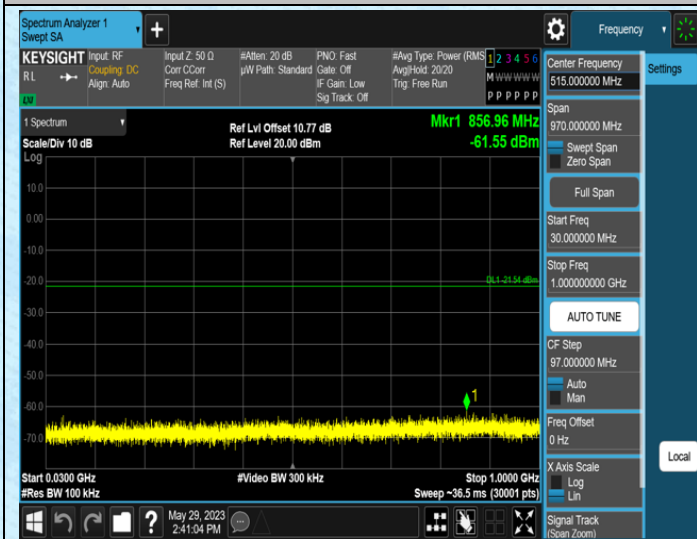
11B-Ant1-2412-30~1000



11B-Ant1-2412-1000~26500



11B-Ant1-2437-0~Reference



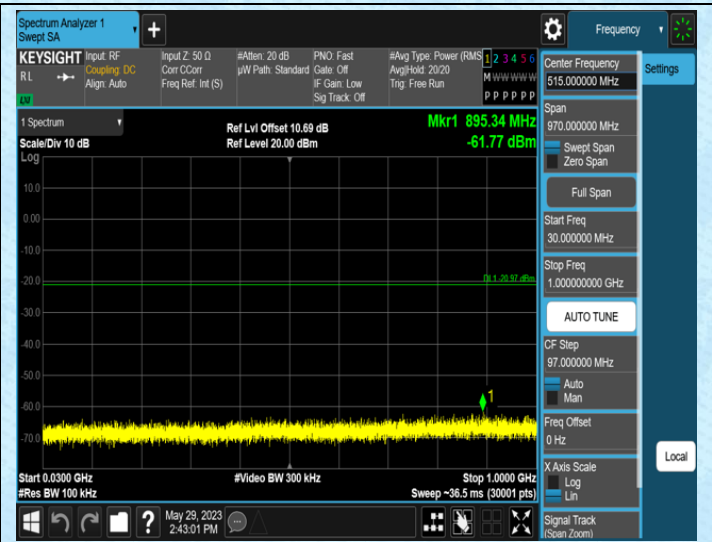
11B-Ant1-2437-30~1000



11B-Ant1-2437-1000~26500



11B-Ant1-2462-0-Reference



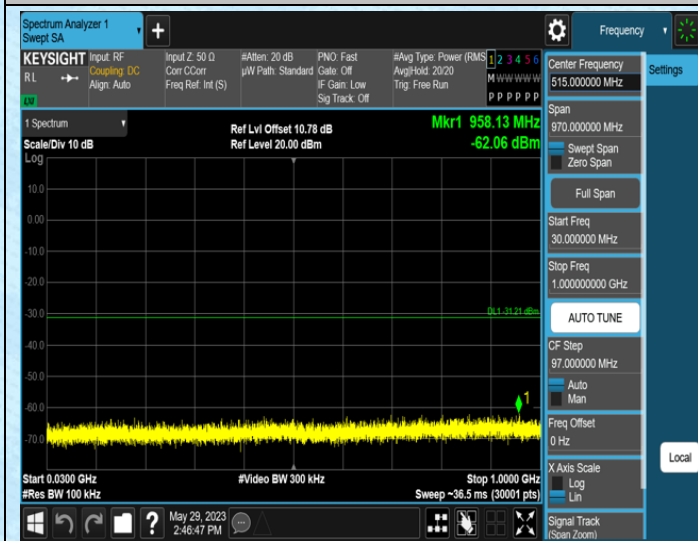
11B-Ant1-2462-30~1000



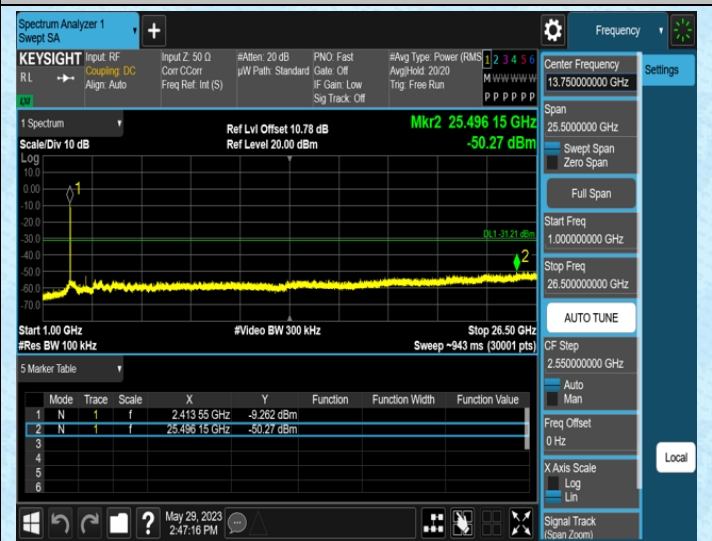
11B-Ant1-2462-1000~26500



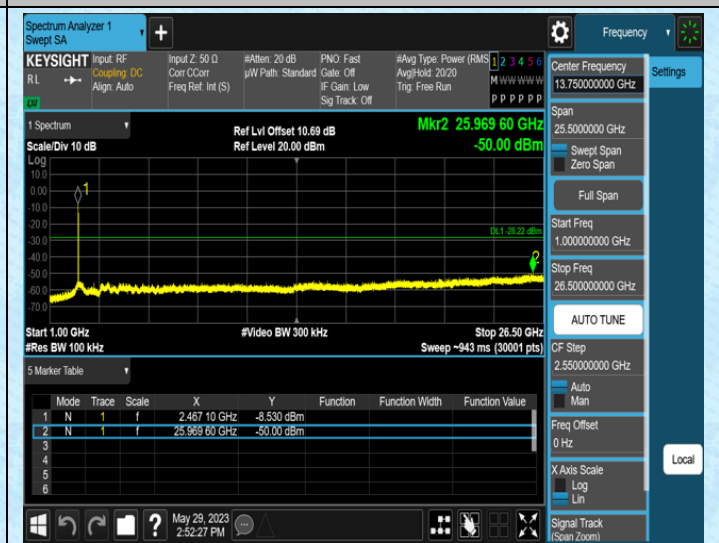
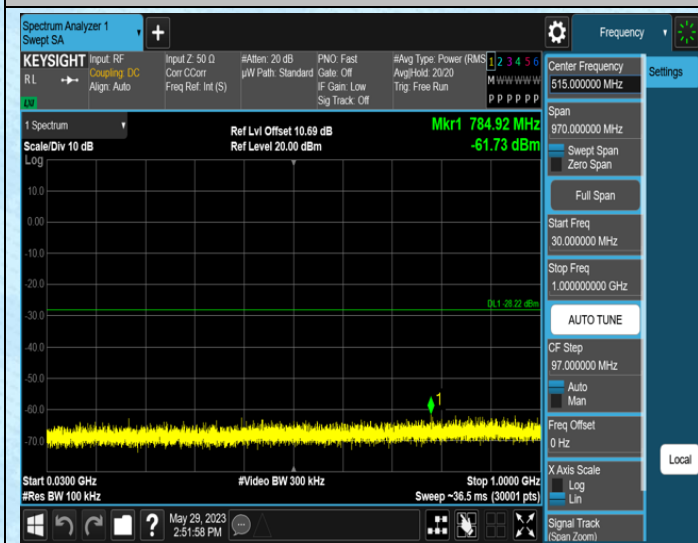
11G-Ant1-2412-0-Reference

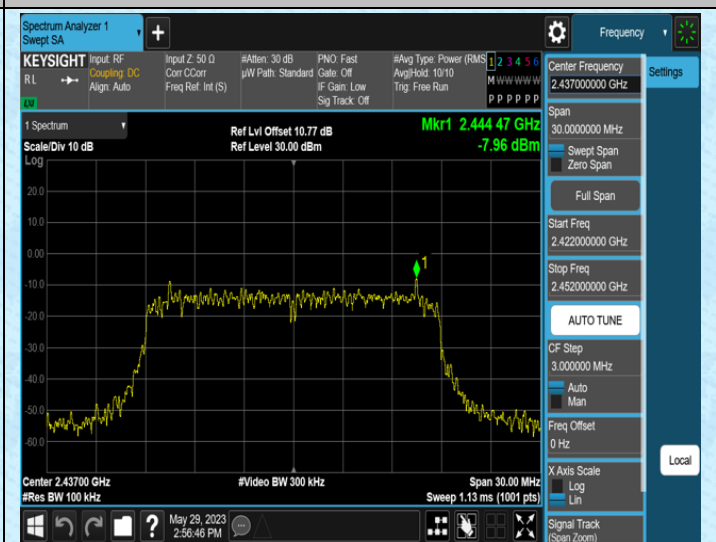
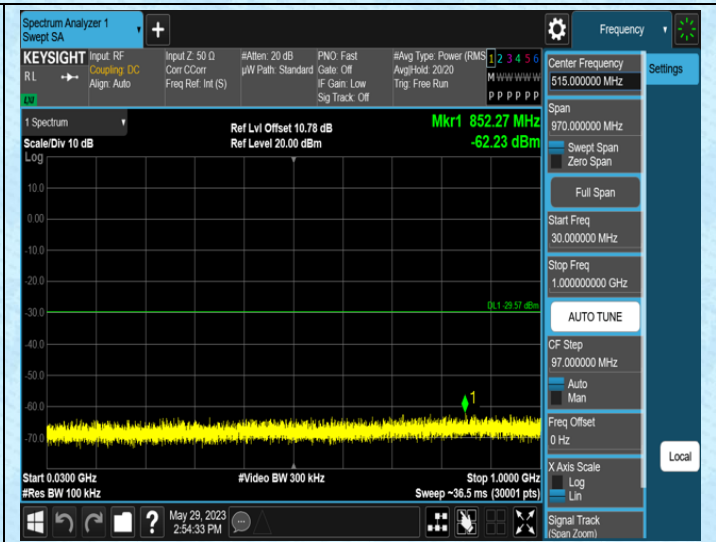
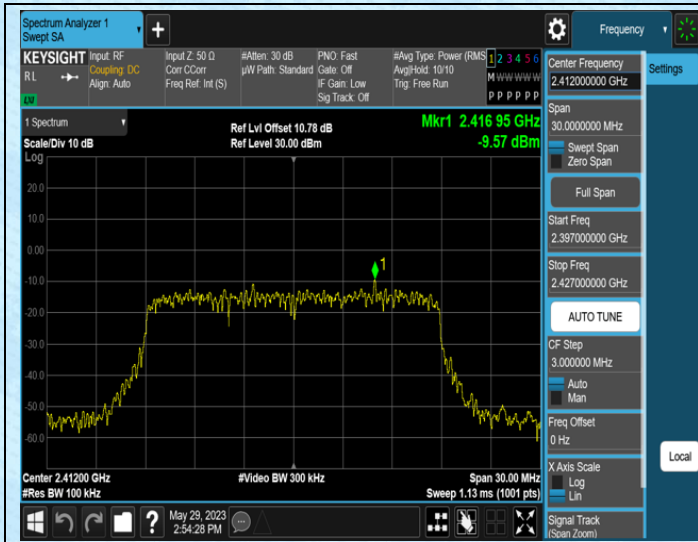


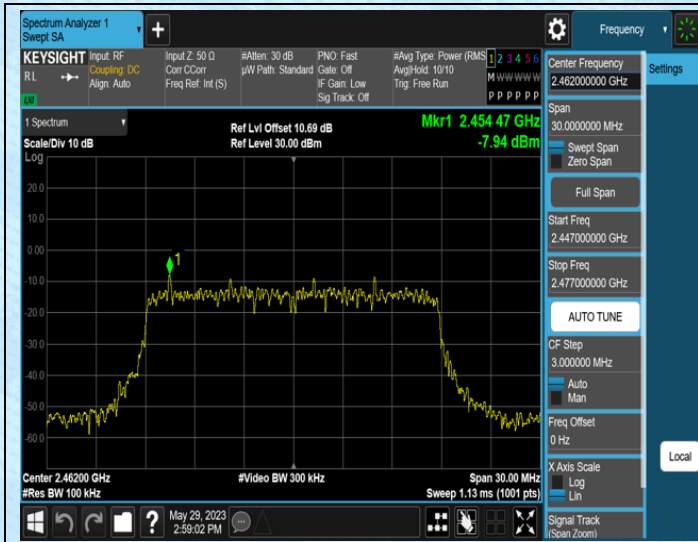
11G-Ant1-2412-30~1000



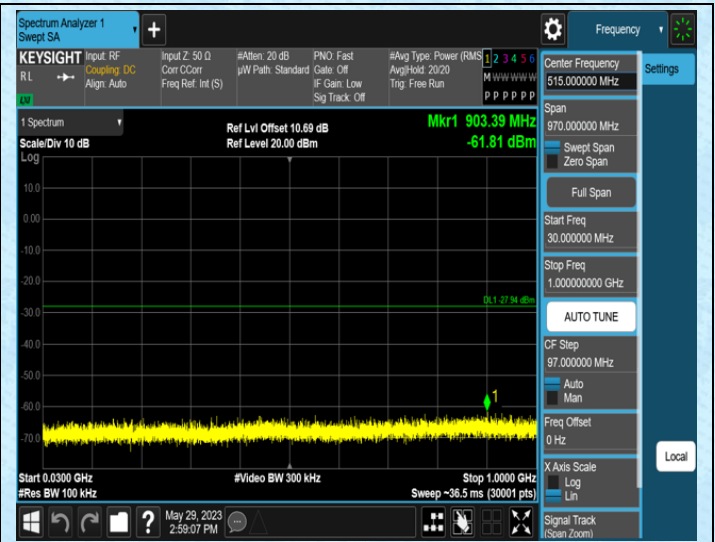
11G-Ant1-2412-1000~26500







11N20SISO-Ant1-2462-0~Reference



11N20SISO-Ant1-2462-30~1000



11N20SISO-Ant1-2462-1000~26500

-----End-----