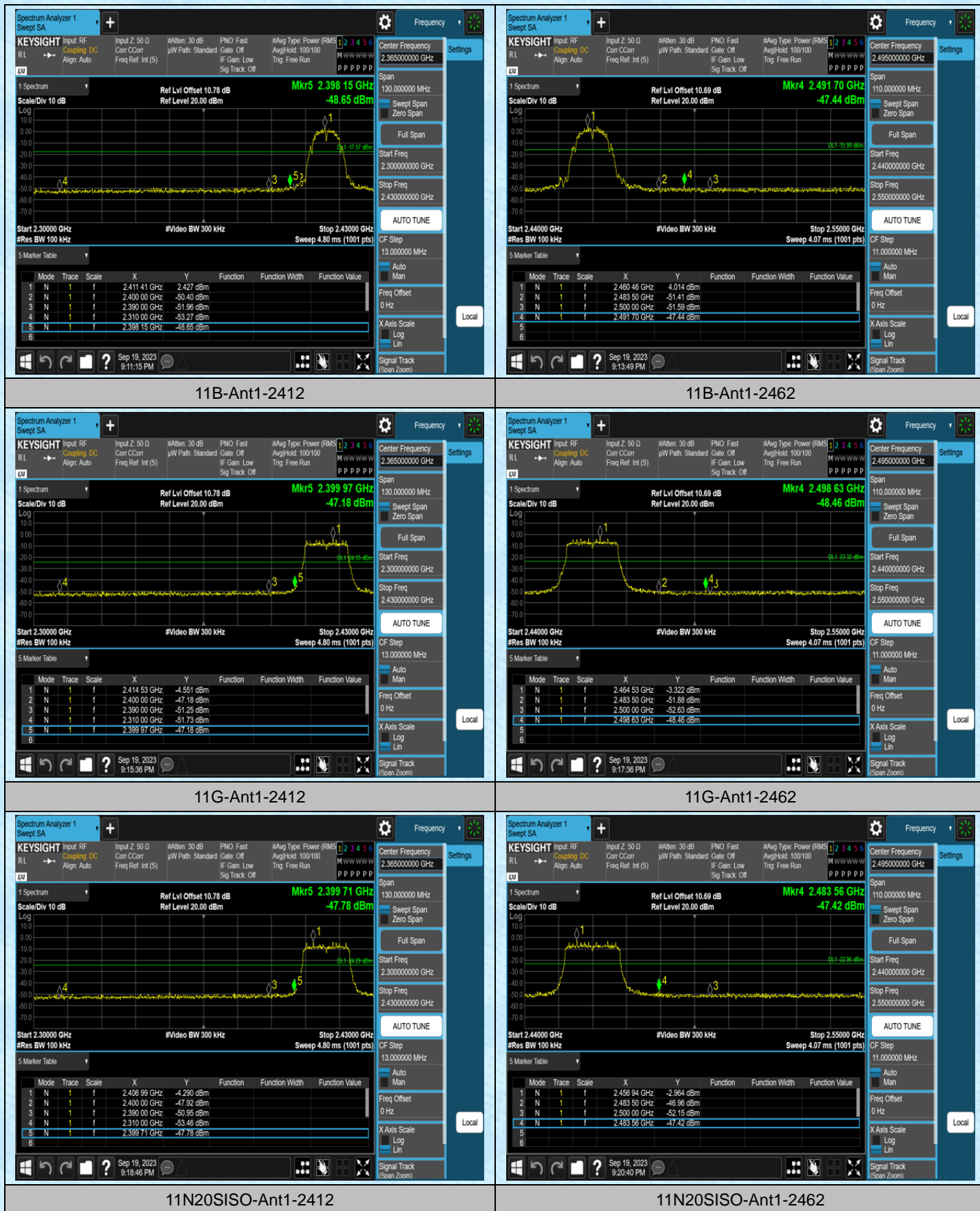


Test Graphs

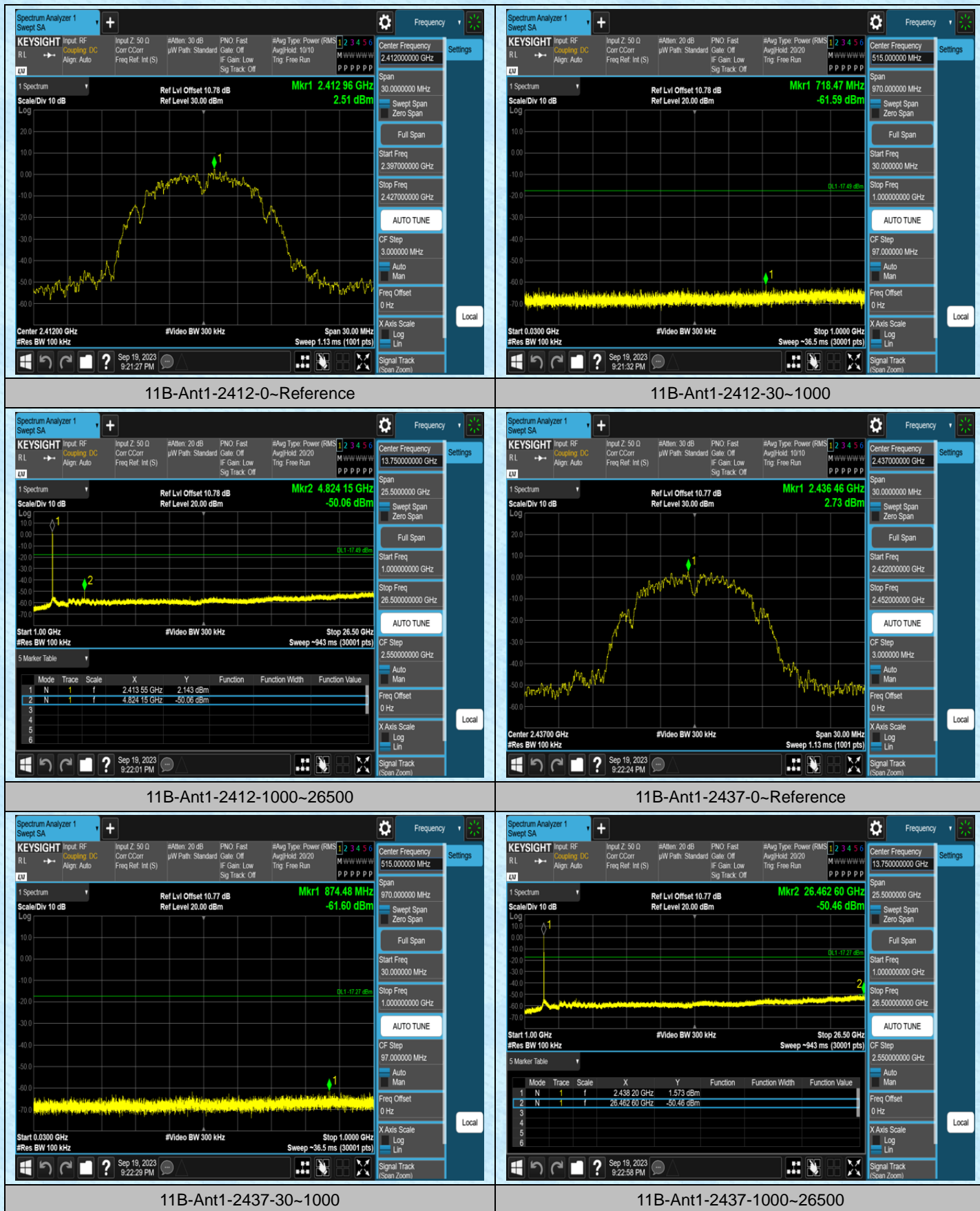


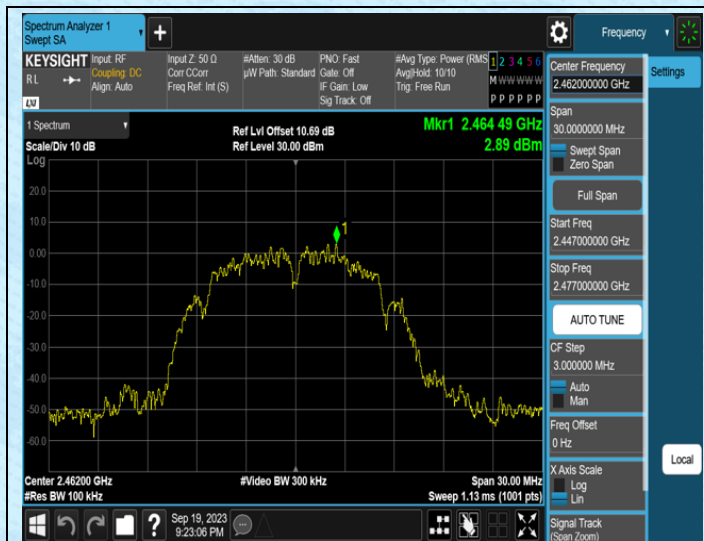
Appendix F: Conducted Spurious Emission

Test Result

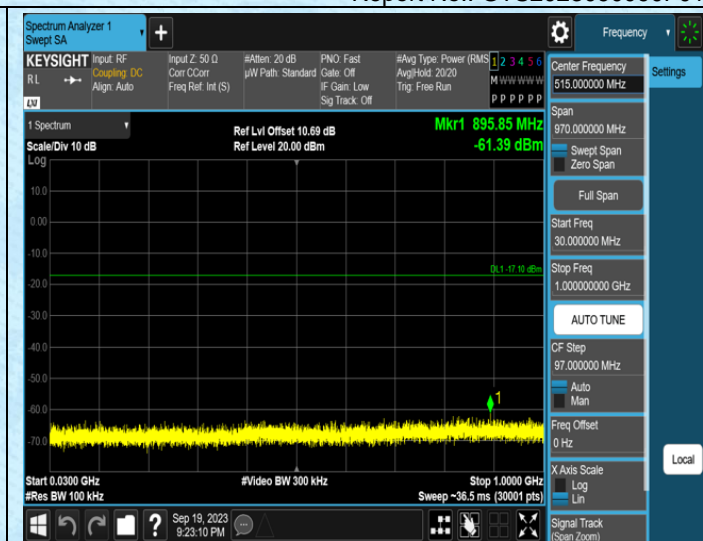
Test Mode	Antenna	Frequency[MHz]	Rate	FreqRange [Mhz]	RefLevel [dBm]	Result [dBm]	Limit [dBm]	Verdict
11B	Ant1	2412	1Mbps	0~Reference	2.51	2.51	---	PASS
11B	Ant1	2412	1Mbps	30~1000	2.51	-61.59	≤-17.49	PASS
11B	Ant1	2412	1Mbps	1000~26500	2.51	-50.06	≤-17.49	PASS
11B	Ant1	2437	1Mbps	0~Reference	2.73	2.73	---	PASS
11B	Ant1	2437	1Mbps	30~1000	2.73	-61.6	≤-17.27	PASS
11B	Ant1	2437	1Mbps	1000~26500	2.73	-50.46	≤-17.27	PASS
11B	Ant1	2462	1Mbps	0~Reference	2.90	2.90	---	PASS
11B	Ant1	2462	1Mbps	30~1000	2.90	-61.39	≤-17.1	PASS
11B	Ant1	2462	1Mbps	1000~26500	2.90	-49.95	≤-17.1	PASS
11G	Ant1	2412	6Mbps	0~Reference	-5.46	-5.46	---	PASS
11G	Ant1	2412	6Mbps	30~1000	-5.46	-61.74	≤-25.46	PASS
11G	Ant1	2412	6Mbps	1000~26500	-5.46	-50.34	≤-25.46	PASS
11G	Ant1	2437	6Mbps	0~Reference	-4.42	-4.42	---	PASS
11G	Ant1	2437	6Mbps	30~1000	-4.42	-61.8	≤-24.42	PASS
11G	Ant1	2437	6Mbps	1000~26500	-4.42	-49.97	≤-24.42	PASS
11G	Ant1	2462	6Mbps	0~Reference	-5.10	-5.10	---	PASS
11G	Ant1	2462	6Mbps	30~1000	-5.10	-61.82	≤-25.1	PASS
11G	Ant1	2462	6Mbps	1000~26500	-5.10	-49.77	≤-25.1	PASS
11N20SISO	Ant1	2412	MCS0	0~Reference	-6.55	-6.55	---	PASS
11N20SISO	Ant1	2412	MCS0	30~1000	-6.55	-62.14	≤-26.55	PASS
11N20SISO	Ant1	2412	MCS0	1000~26500	-6.55	-50.12	≤-26.55	PASS
11N20SISO	Ant1	2437	MCS0	0~Reference	-4.54	-4.54	---	PASS
11N20SISO	Ant1	2437	MCS0	30~1000	-4.54	-61.72	≤-24.54	PASS
11N20SISO	Ant1	2437	MCS0	1000~26500	-4.54	-50.05	≤-24.54	PASS
11N20SISO	Ant1	2462	MCS0	0~Reference	-3.19	-3.19	---	PASS
11N20SISO	Ant1	2462	MCS0	30~1000	-3.19	-62.12	≤-23.19	PASS
11N20SISO	Ant1	2462	MCS0	1000~26500	-3.19	-50.12	≤-23.19	PASS

Test Graphs





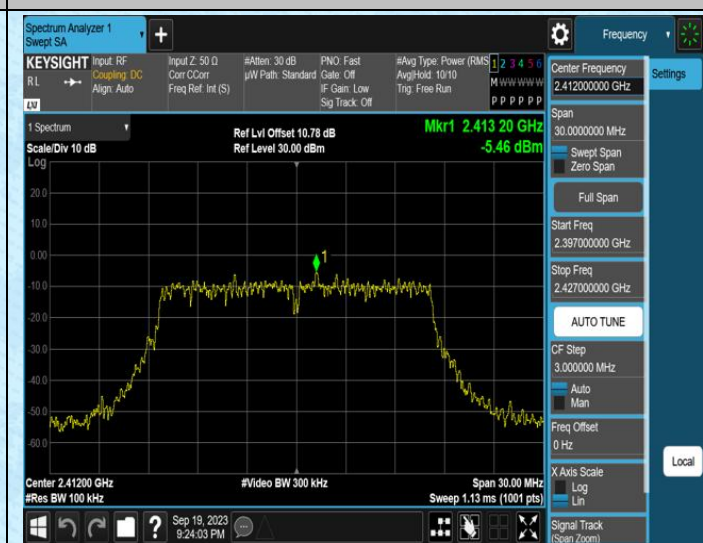
11B-Ant1-2462-0-Reference



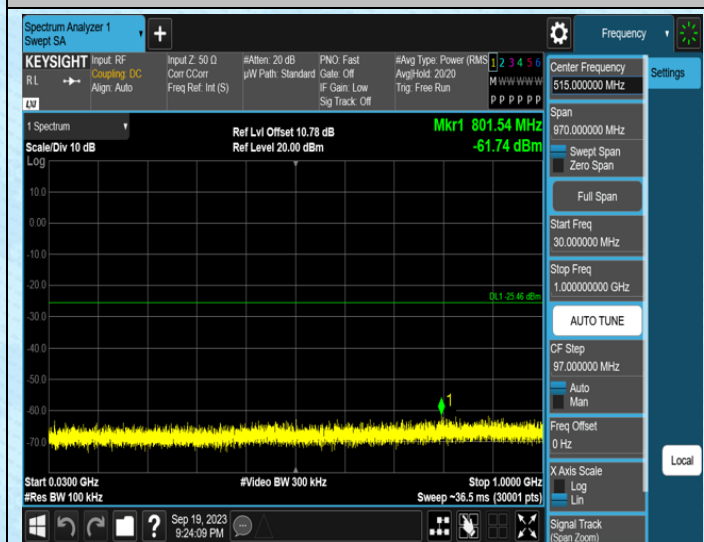
11B-Ant1-2462-30~1000



11B-Ant1-2462-1000~26500



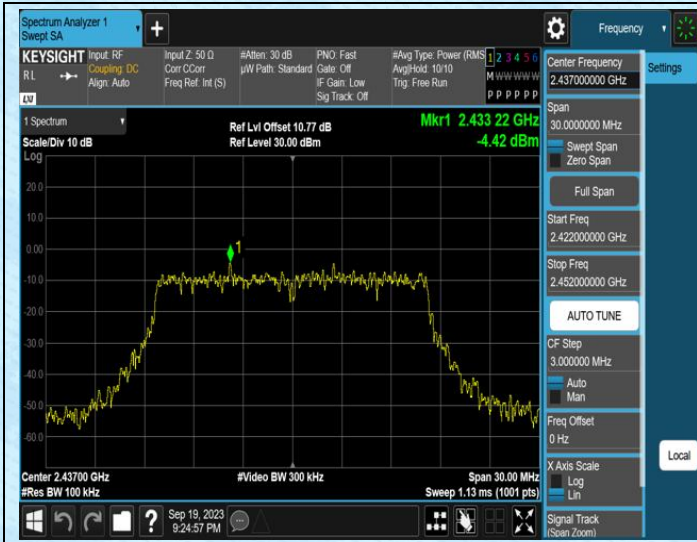
11G-Ant1-2412-0-Reference



11G-Ant1-2412-30~1000



11G-Ant1-2412-1000~26500



11G-Ant1-2437-0-Reference



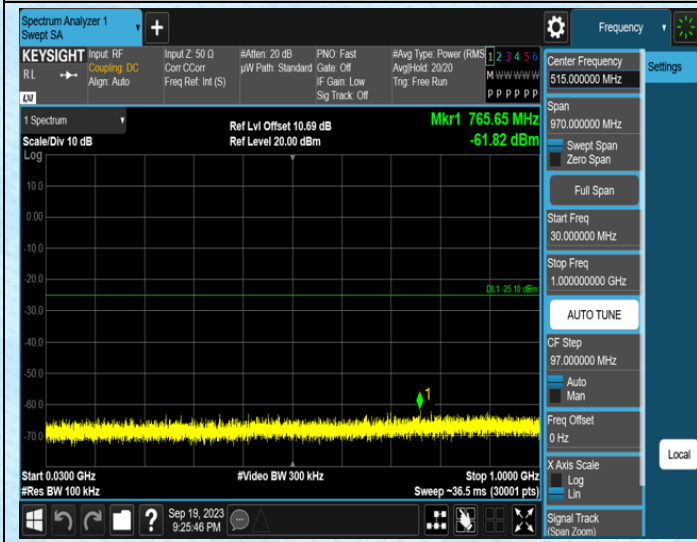
11G-Ant1-2437-30~1000



11G-Ant1-2437-1000~26500



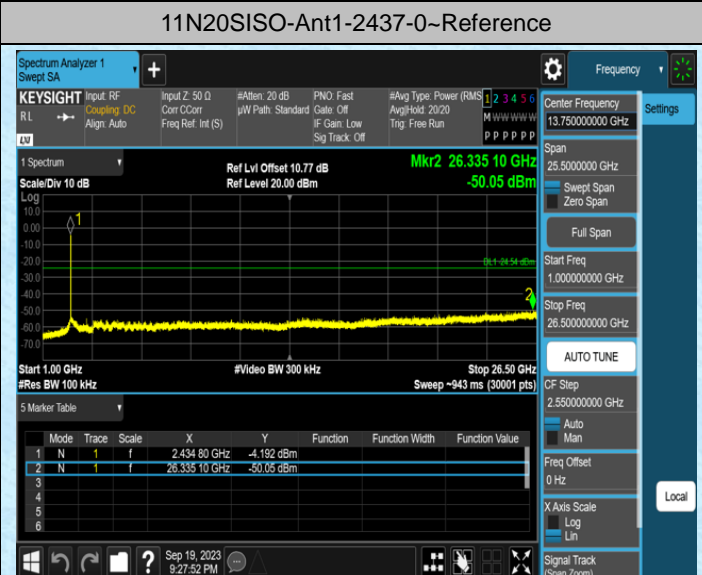
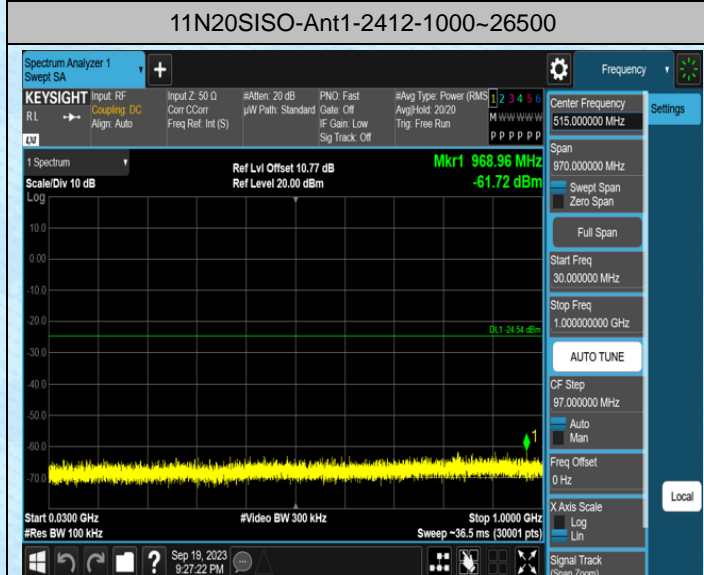
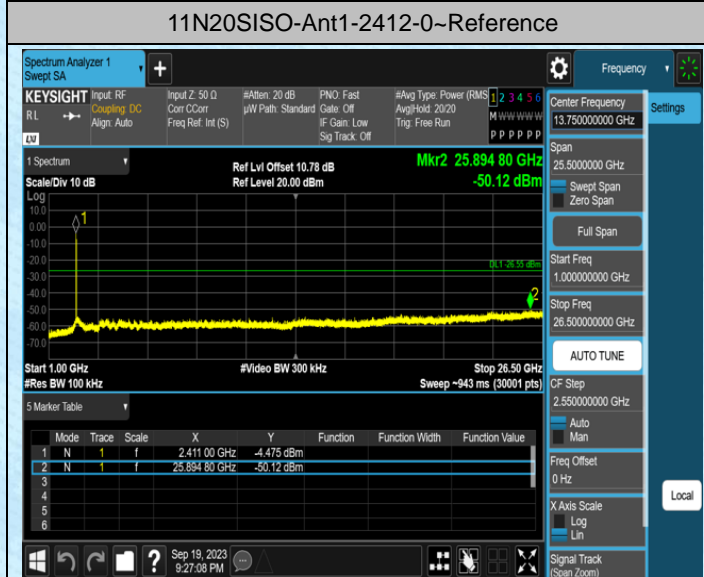
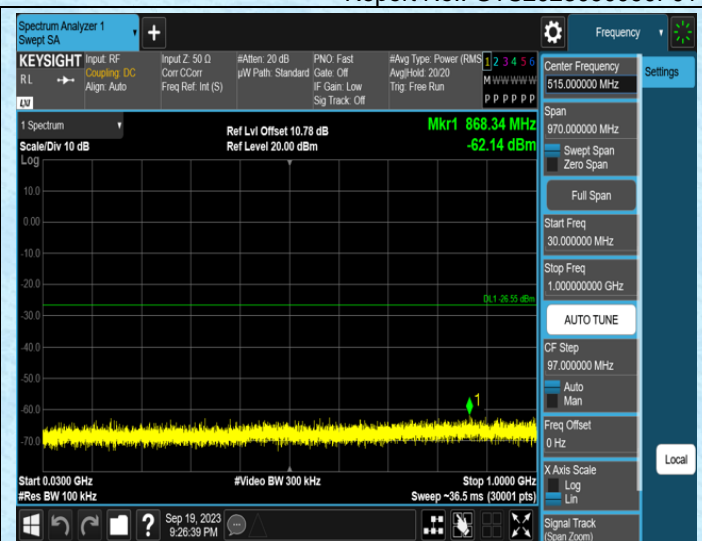
11G-Ant1-2462-0-Reference

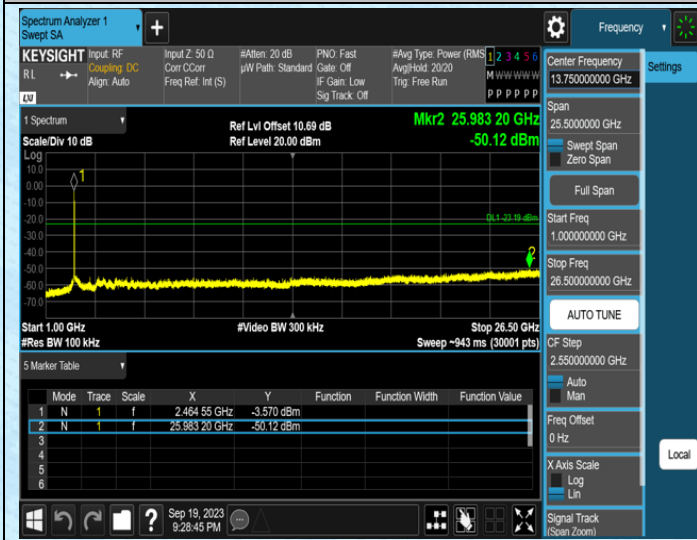
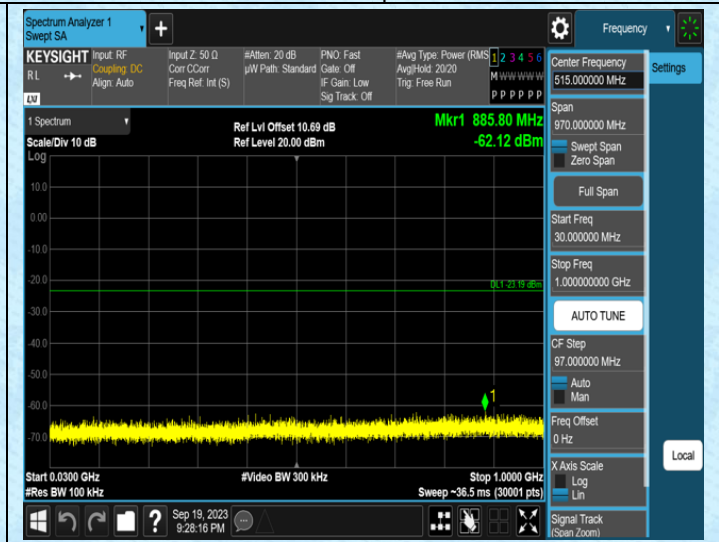


11G-Ant1-2462-30~1000



11G-Ant1-2462-1000~26500



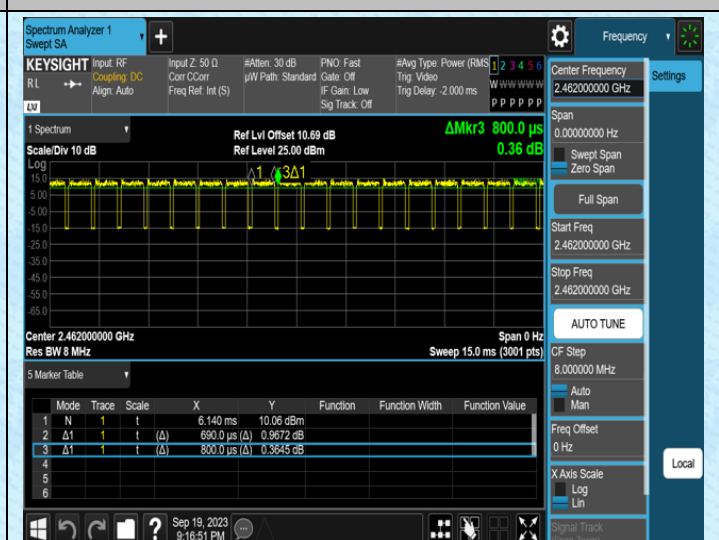
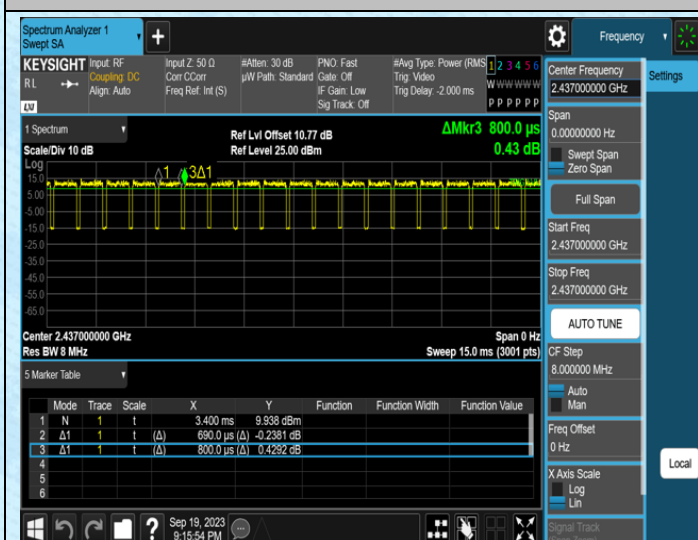
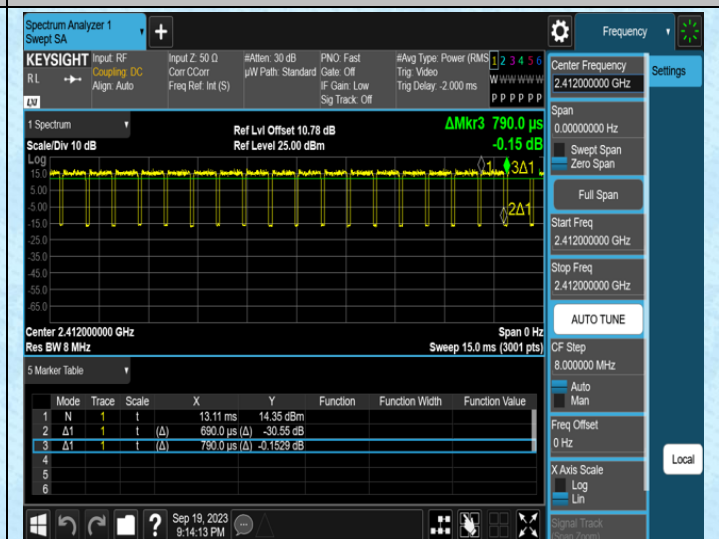
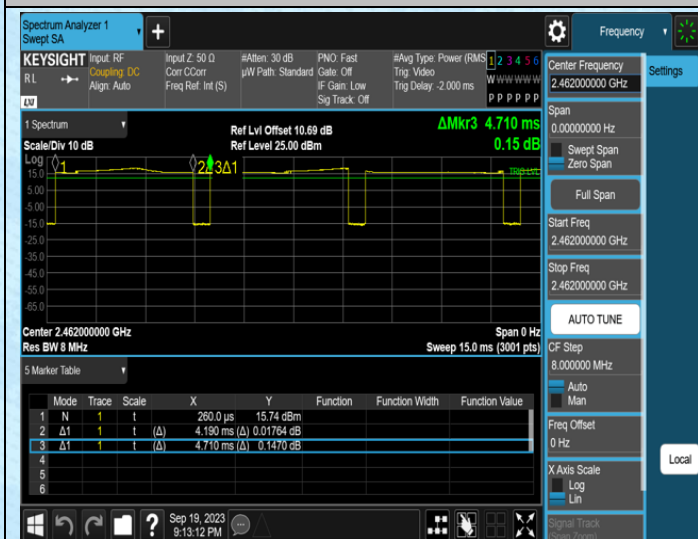
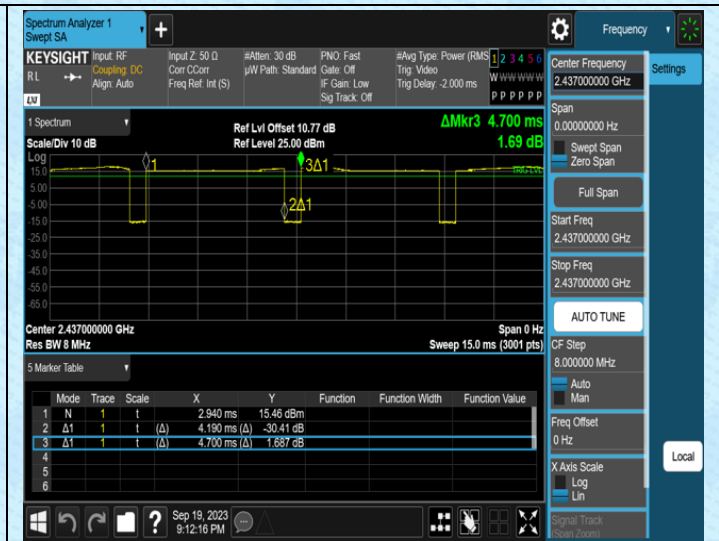
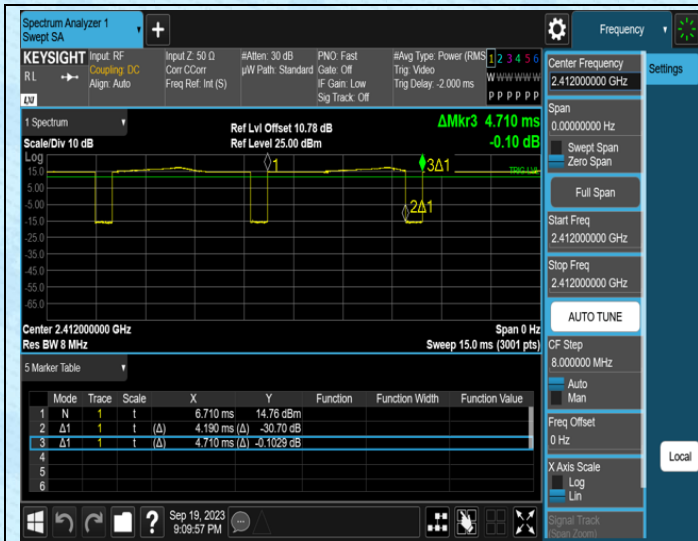


AppendixG: Duty Cycle

Test Result

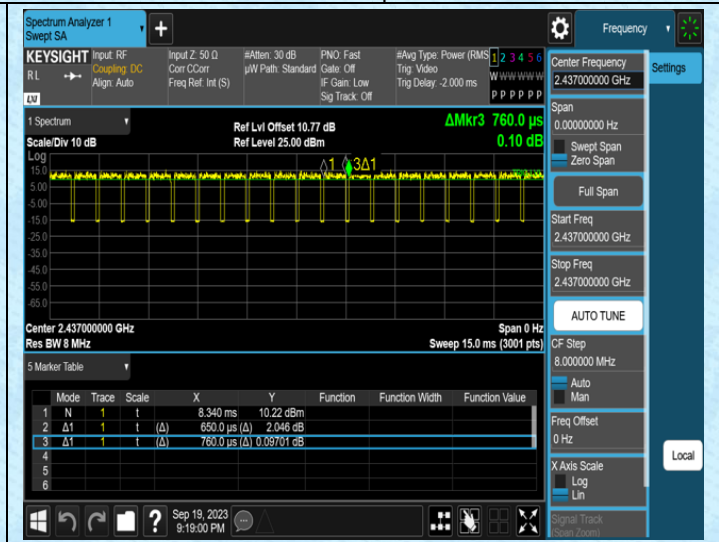
Test Mode	Antenna	Frequency[MHz]	Rate	Transmission Duration [ms]	Transmission Period [ms]	Duty Cycle [%]	Factor
11B	Ant1	2412	1Mbps	4.19	4.71	88.96	0.51
11B	Ant1	2437	1Mbps	4.19	4.70	89.15	0.50
11B	Ant1	2462	1Mbps	4.19	4.71	88.96	0.51
11G	Ant1	2412	6Mbps	0.69	0.79	87.34	0.59
11G	Ant1	2437	6Mbps	0.69	0.80	86.25	0.64
11G	Ant1	2462	6Mbps	0.69	0.80	86.25	0.64
11N20SISO	Ant1	2412	MCS0	0.66	0.76	86.84	0.61
11N20SISO	Ant1	2437	MCS0	0.65	0.76	85.53	0.68
11N20SISO	Ant1	2462	MCS0	0.65	0.76	85.53	0.68

Test Graphs

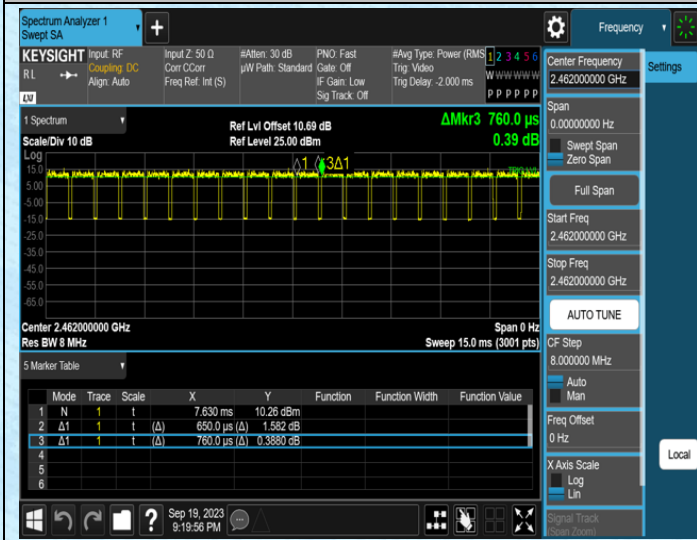




NTNV-11N20SISO-Ant1-2412



NTNV-11N20SISO-Ant1-2437



NTNV-11N20SISO-Ant1-2462



/

-----End-----