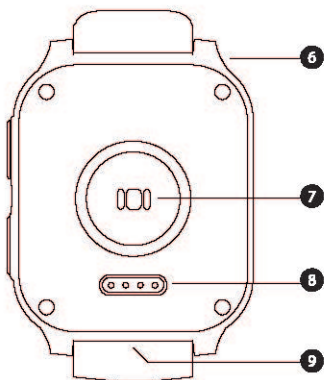
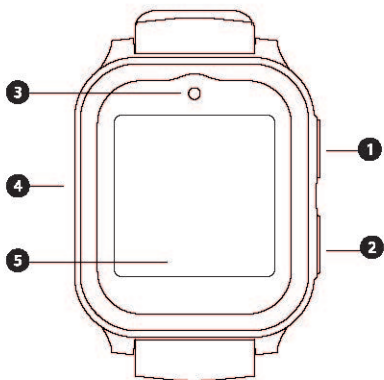


my ✨
First
Fone



myFirst Fone S3



Specifications

- 1.4 inch IPS screen with Capacitive touch
- 2MP front camera
- Battery Capability: 650 mAh
- Operational Talk Mode Time: 6 hours
- USB Charging: 5V, 1A
- Storage: 8GB
- Product Weight: 53g
- NANO SIM card
- Positioning: Wi-Fi, GPS, A-GPS
- Wireless Connectivity: WCDMA, Wi-Fi, GPS
- App Supports iOS 10.0 & Android 5.0 above

SIM Card Installation

1. Turn the device off and eject the SIM card tray from the device.
2. Install the nanoSIM card into the tray with metal contacts facing up.
3. Insert the SIM card tray back into the SIM card slot.



Note: If your SIM card requires a PIN code Input, this feature should be deactivated before installing the SIM card into myFirst Fone S3.

Deactivate pin code: Install the SIM card into a phone. Navigate to the SIM card settings. Select the option to disable the PIN code input requirement. Save the settings into the SIM card. Remove the SIM card from the phone and install it into myFirst Fone S3.

Please make sure the SIM card is able to connect with the Internet, receive text messages, and support incoming calls. myFirst Fone S3 supports: 4G LTE

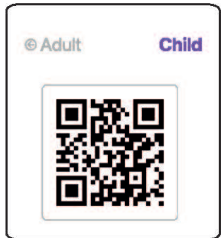
Application download



The watch is paired with the myFirst Circle app. It is a safe social circle app created by myFirst that combines voice calling, video calling, messaging, GPS tracking, and social sharing for family and friends.

Search and download “myFirst Circle” from App Store or Google Play Store. Create an account for yourself and your kid to start using myFirst Circle App.

Create accounts and link devices

The login screen of the myFirst Circle app. It has two tabs at the top: 'Adult' (selected) and 'Child'. Below the tabs are three input fields: 'Choose country' with a right arrow, 'Enter your phone number' with a phone icon, and 'Password' with a lock icon. A purple 'Log in' button is below the fields. At the bottom, there are links for 'Forgot Password?' and 'Create New Account'.

Create an adult account

1. Under Adult tab in the app, tap “Create New Account” to start account registration.
2. A valid mobile phone number is a must to have as the verification code will be sent to that number.
3. Enter a name, password, and choose your profile photo to finish.

Create a child account

1. After creating an adult account, you can choose to create an account for your child.
 2. Enter a username and password to finish.
 3. You can also create a child account in the future under Settings > Manage child account and devices > Add a child account.
- Each child account can be linked to one myFirst Fone and one mobile phone.

Linking a myFirst Fone

1. You can link a myFirst Fone under Settings > Manage child account and devices > Child name > Link a myFirst Fone.
2. Tap on "Scan the QR code".
3. Reveal the QR code when you turn on your myFirst Fone
4. Scan your myFirst Fone's QR code with your mobile phone.
5. The myFirst Fone is now linked to your child's account.

Linking a mobile phone

1. You can link a myFirst Fone under Settings > Manage child account and devices > Child name > Link a mobile phone.
2. Tap on "Scan the QR code" button.
3. Install the myFirst Circle app on your child's mobile phone. Tap on the Child tab to reveal QR code.
4. Scan your child's QR code with your mobile phone.
5. Tap on "Sign in" button.
6. The mobile phone is now linked to your child's account.

Remarks

- GPS: Accuracy of location may be affected by network coverage, atmospheric factors and signal strength.
- The manufacturer holds the right to change the construction, including accessories and contents of the box, or the manufacturing technique without any notice in order to improve any properties of the device, given that this does not void any quality standards and laws of the country of manufacturing/transit/sale.
- Do not let small children and pets to play with myFirst Fone. The device contains small parts, which can cause harm.
- In case of submersion, remove the device from the water immediately, switch it off and clean with a dry cloth.
- Do not submerge the device into salt water.
- Do not wear the watch for swimming and bathing.
- Water resistance isn't a permanent condition and may diminish over time.
- Staying indoors, atmospheric conditions, as well as other signal distortion sources can harm the GPS tracking accuracy.
- Keep away from fire and high temperatures.
- Do not allow dust or dirt to enter the device.
- Do not drop or hit the device. Careless handling can lead to damage of the integrated board and mechanical parts.
- Charger output must be: 5V 1A.
- Photo sharing function, calls and automatic updates can consume a large amount of data. Choose the appropriate carrier plan and set the Wi-Fi passwords for frequently visited places.

FAQ

Q: How long does the battery last on standby mode?

A: Actual working time varies based on the smartwatch's settings and the frequency of the location updates. myFirst Fone is rated for up to 24 working hours in standby mode.

Q: Are there any age requirements to use the myFirst Fone?

A: There are no age requirements, but the device is best suited to children between 6 to 12 years old.

Q: Are the materials that myFirst Fone made from safe?

A: All the materials used in the myFirst Fone production comply with European standards.

Q: Can myFirst Fone harm my child's health with radiation?

A: The myFirst Fone cell module's radiation level is much lower than the limit set by the European standard.

Q: Is myFirst Fone waterproof?

A: myFirst Fone is protected from sweat, drips of water, rain and can be briefly submerged into the water to a depth of up to 1 meter, however the device should be removed before swimming or taking a shower.

Q: Is connection to the Internet required for the geo-positioning function to work?

A: Connection to the Internet is required to send the location data.

Q: Can the watch's battery explode when exposed to high temperature or during charging?

A: myFirst Fone is equipped with a safe and reliable polymer lithium ion battery, which is safer than the standard lithium battery used in

many modern mobile devices. The polymer lithium ion battery uses special colloidal electrolyte, which does not emit gas even if the liquid part of the battery is boiling, granting safety and eliminating the risk of an explosion. This type of battery has shown impressive results in all kinds of safety tests, including the heating, poking and hitting. However, you should not carry out any tests yourself.

FCC Statement

Changes or modifications not expressly approved by the party responsible for compliance could void the user's authority to operate the equipment.

This equipment has been tested and found to comply with the limits for a Class B digital device, pursuant to Part 15 of the FCC Rules. These limits are designed to provide reasonable protection against harmful interference in a residential installation. This equipment generates uses and can radiate radio frequency energy and, if not installed and used in accordance with the instructions, may cause harmful interference to radio communications. However, there is no guarantee that interference will not occur in a particular installation. If this equipment does cause harmful interference to radio or television reception, which can be determined by turning the equipment off and on, the user is encouraged to try to correct the interference by one or more of the following measures:

- Reorient or relocate the receiving antenna.
 - Increase the separation between the equipment and receiver.
 - Connect the equipment into an outlet on a circuit different from that to which the receiver is connected.
 - Consult the dealer or an experienced radio/TV technician for help
- This device complies with part 15 of the FCC rules. Operation is subject to the following two conditions (1) this device may not cause harmful interference, and (2) this device must accept any interference received, including interference that may cause undesired operation. This equipment complies with FCC radiation exposure limits set forth for an uncontrolled environment.

FCC/IC RF Radiation Exposure and SAR Statements

The myFirst Fone S3 KW1401 has been tested for body-worn Specific Absorption Rate(SAR) compliance. The FCC/IC has established detailed SAR requirements and has established that these requirements. RF Exposure Information The radio module has been evaluated under FCC Bulletin C95.1 and IEEE 1528 and found to be compliant to RF Exposure from radio frequency devices. This model meets the applicable government requirements for exposure to radio frequency waves. The highest reported SAR level for usage near the head (10mm) is 0.798 W/kg, and the highest reported SAR level for usage near the limb (10mm) is 0.818 W/kg and Limb-worn (0mm) simultaneous transmission is 0.930 W/kg