


FCC ID: 2ALEP T0008387


IC: 22504-T0008387

EUT Test Setup Photo

### EUT Antenna Port Conducted Measurement Test Setup: LoRa Radio



Radiated Emission below 30 MHz Test Setup:






FCC ID: 2ALEP T0008387

IC: 22504-T0008387

EUT Test Setup Photo


Radiated Emission 30 MHz to 1 GHz Test Setup: TX & RX Mode



FCC ID: 2ALEP T0008387  
IC: 22504-T0008387

EUT Test Setup Photo

Radiated Emission 1 GHz – 10 GHz Test Setup: TX Mode






FCC ID: 2ALEP T0008387

IC: 22504-T0008387

EUT Test Setup Photo

Radiated Emission 1 GHz – 5 GHz Test Setup: RX Mode



FCC ID: 2ALEP T0008387

IC: 22504-T0008387

EUT Test Setup Photo

AC Main Conducted Emission Test Setup Photo:

