

FCC ID: 2ALEPT0007871

IC: 22504-T0007871

EUT Test Setup Photo

EUT Antenna Port Conducted Measurement Test Setup:




FCC ID: 2ALEPT0007871

IC: 22504-T0007871

EUT Test Setup Photo

EUT Orientation Analysis setup:

1st orientation (Table Top)





FCC ID: 2ALEPT0007871
IC: 22504-T0007871

EUT Test Setup Photo

2nd orientation (Wall Mount)



Radiated Emission below 30 MHz Test Setup:




FCC ID: 2ALEPT0007871

IC: 22504-T0007871

EUT Test Setup Photo


Radiated Emission 30 MHz to 1 GHz Test Setup:



FCC ID: 2ALEPT0007871
IC: 22504-T0007871

EUT Test Setup Photo

Radiated Emission 1 GHz – 10 GHz Test Setup:



FCC ID: 2ALEPT0007871

IC: 22504-T0007871

EUT Test Setup Photo

AC port Conducted Test Setup

