

FCC ID: 2ALEPT0007705

IC: 22504-T0007705

EUT Test Setup Photo

EUT Antenna Port Conducted Measurement Test Setup:



FCC ID: 2ALEPT0007705
IC: 22504-T0007705

EUT Test Setup Photo

Z-Axis



X-Axis



Y-Axis




FCC ID: 2ALEPT0007705

IC: 22504-T0007705

EUT Test Setup Photo

Radiated Emission below 30MHz




FCC ID: 2ALEPT0007705

IC: 22504-T0007705

EUT Test Setup Photo


Radiated Emission 30 MHz to 1 GHz Test Setup: TX & RX Mode



FCC ID: 2ALEPT0007705
IC: 22504-T0007705

EUT Test Setup Photo

Radiated Emission 1 GHz – 18 GHz Test Setup: TX Mode




FCC ID: 2ALEPT0007705

IC: 22504-T0007705

EUT Test Setup Photo

Radiated Emission 18 GHz – 26 GHz Test Setup: TX Mode



FCC ID: 2ALEPT0007705

IC: 22504-T0007705

EUT Test Setup Photo

Radiated Emission 1 GHz – 12.5 GHz Test Setup: RX Mode

