


FCC ID: 2ALEP T0006338

IC: 22504- T0006338

EUT Test Setup Photo

**EUT Antenna Port Conducted Measurement Test Setup:**




FCC ID: 2ALEP T0006338

IC: 22504- T0006338

EUT Test Setup Photo

1<sup>st</sup> Orientation (Y-axis's)




FCC ID: 2ALEP T0006338

IC: 22504- T0006338

EUT Test Setup Photo

2<sup>nd</sup> Orientation (X-Axis's)






FCC ID: 2ALEP T0006338


IC: 22504- T0006338

EUT Test Setup Photo

3<sup>rd</sup> Orientation (Z-Axis's)




Radiated Emission below 30 MHz Test Setup:






Radiated Emission 30 MHz to 1 GHz Test Setup:





Radiated Emission 1 GHz – 10 GHz Test Setup:





Radiated Emission 1 GHz – 5 GHz Test Setup (RX Mode)

