

Figure 1: Overview, Top (Host section)





Figure 2: Overview, Bottom (radio module)



Figure 3: Radio module without host section installed




FCC ID: 2ALEPT0004564

External Photo


IC ID: 22504-T0004564

Figure 4: Fastener side (host section)



(radio module section)

Figure 5: Hinge side



FCC ID: 2ALEPT0004564

IC ID: 22504-T0004564

Figure 6: Bottom

External Photo





Figure 7: Top



FCC ID: 2ALEPT0004564
IC ID: 22504-T0004564
Figure 8: Antenna end

External Photo




Figure 9: Test cable end

