


# LEAFLET



# LEAFLET

English	7
French	23
日本語 / Japanese	41
简体中文 / Chinese simplified	
繁体中文 / Chinese Traditional	
Russian	
Korean	
<b>PAGES NUMBER TO BE MODIFIED</b>	

Deutsch :	
de.louisvuitton.com/deu-	
de/XXXXXXXXXXXXXXXXXXXX	
Español :	
es.louisvuitton.com/esp-	
es/XXXXXXXXXXXXXXXXXXXX	
Italiano :	
it.louisvuitton.com/ita-	
it/XXXXXXXXXXXXXXXXXXXX	
Português :	
br.louisvuitton.com/por-	
br/XXXXXXXXXXXXXXXXXXXX	
العربية / Arabic :	
eu.louisvuitton.com/eng-	
e1/XXXXXXXXXXXXXXXXXXXX	
Danish :	
eu.louisvuitton.com/eng-	
e1/XXXXXXXXXXXXXXXXXXXX	
Czech :	
eu.louisvuitton.com/eng-	
e1/XXXXXXXXXXXXXXXXXXXX	
Germany :	
eu.louisvuitton.com/eng-	
e1/XXXXXXXXXXXXXXXXXXXX	
Polish :	
eu.louisvuitton.com/eng-	
e1/XXXXXXXXXXXXXXXXXXXX	
Swedish :	
eu.louisvuitton.com/eng-	
e1/XXXXXXXXXXXXXXXXXXXX	
Thai	
eu.louisvuitton.com/eng-	
e1/XXXXXXXXXXXXXXXXXXXX	

TO BE VERIFIED WITH THE EXACT WEBSITE


# LEAFLET

International warranty card 100

Louis Vuitton service 110

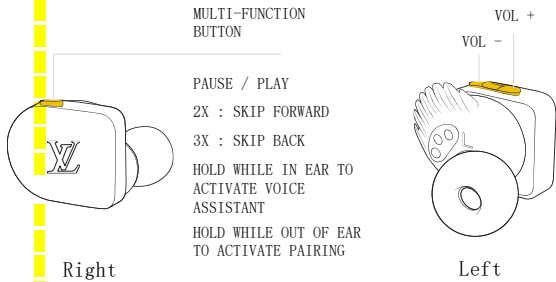
Louis Vuitton stores in the world 120

PAGES NUMBER TO BE MODIFIED



# LEAFLET

**Using the earphones buttons**



**Right**

**Left**

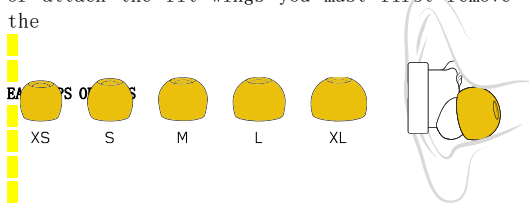
MULTI-FUNCTION  
BUTTON

VOL +  
VOL -

PAUSE / PLAY  
2X : SKIP FORWARD  
3X : SKIP BACK  
HOLD WHILE IN EAR TO  
ACTIVATE VOICE  
ASSISTANT  
HOLD WHILE OUT OF EAR  
TO ACTIVATE PAIRING

**FIT**

Your earphones come with small fit wings and medium ear tips attached. For a more secure fit, choose the ear tips that form a seal with your ear canal, and the fit wings that comfortably fit under your ear ridge. To remove or attach the fit wings you must first remove the




XS S M L XL

7

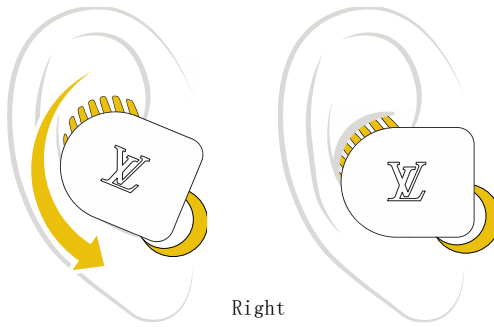
**Instructions**

**FIT WINGS OPTIONS**



None S L

To insert your earphones, tilt the earphone forward with the ear tip resting lightly in your ear canal. Rotate the earphone down until the ear tip forms a seal with your ear canal and the fit wing slips under your ear ridge.

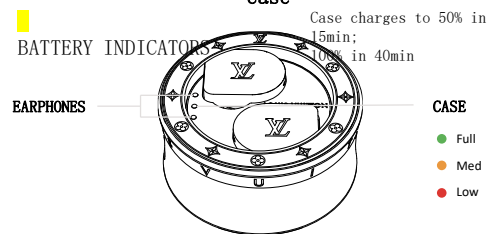


**Right**

8

# LEAFLET

## Charging your Louis Vuitton Earphones:/charging case



Your earphones hold 3.5 hours of listening time when fully charged. The charging case holds an additional **two** full charges for your earphones. We recommend placing your earphones inside the case when they are not in use, to ensure they are charged to the fullest each time you begin to use them.

When you place the earphones inside the charging case and close the lid, the earphones and case battery status will display after three seconds. The LED indicators will display as amber before displaying your battery level status.

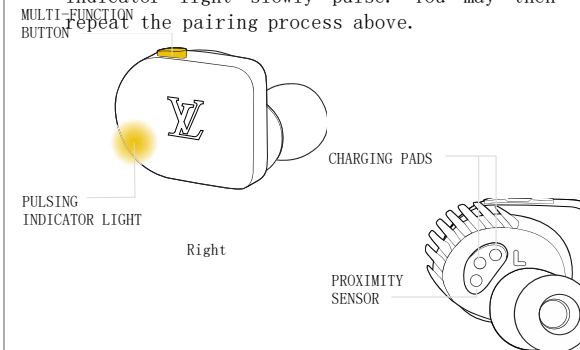
To charge the case, plug one end of the USB-C cable into the back of the case and plug the other end into a power source. If you do not have a USB-C power source you can use our supplied USB-C to USB-A adapter to use a USB-A power source.

9

## Pairing your earphones

The first time you take your earphones out of the case they will enter pairing mode. The indicator light will slowly pulse. Access Bluetooth settings on your source device, locate **LV HORIZON EARPHONES** and connect. The light will stop flashing and you will hear a tone to confirm successful pairing.

If you wish to pair to a different device, long press the button on the right earphone while it is out of your ear until you see the indicator light slowly pulse. You may then repeat the pairing process above.



10

# LEAFLET

## Safety instructions

Please visit [eu.louisvuitton.com/XXXXXX](http://eu.louisvuitton.com/XXXXXX) to view the full text of your Louis Vuitton Earphones user manual and for additional information regarding safety and use instructions related to your Louis Vuitton Earphones also available upon request in store.

### IMPORTANT WARNING HEARING HEALTH AND FITNESS

To prevent any risk of hearing damage, check the volume before inserting your Louis Vuitton Earphones in your ears and listen your music at reasonable volumes for reasonable periods of time.

Please limit the time of use of your Louis Vuitton Earphones at high volumes.

Excessive sound pressure from your Louis Vuitton Earphones can cause hearing loss.



11

- Operate and store this product within the temperature range of -4° F to 113° F (-20° C to 45° C) only. Charge the battery where the temperature is between 41° F and 104° F (5° C and 40° C) only.
- Do not attempt to open your Louis Vuitton Earphones.
- The Louis Vuitton Earphones has a water and sweat resistance rating of IPX4 under IEC standard
- Do not expose to open flame.
- Do not drop, sit on, or allow your Louis Vuitton Earphones to be exposed to water, moisture, or temperature extremes.
- Do not place heavy object or use excessive force on your Louis Vuitton Earphones buttons,
- Keep away from children
- Keep your Louis Vuitton Earphones away from medical devices such as pacemakers or defibrillators. As any radio-transmitting equipment, it may interfere with other electronic devices.
- Clean your Louis Vuitton Earphones with soft, slightly damp cloth. Do not use harsh chemicals, cleaning solvents or strong detergents, do not soak, or submerge.
- It is recommended that you return your Louis Vuitton Earphones to their storage case when not in use.
- Remove the Louis Vuitton Earphones periodically to allow your skin to breathe and you ear to relax. This may limit the risk of hearing loss and keeping the Louis Vuitton Earphones clean and dry will reduce the possibility of skin irritation and ear infection.

12

# LEAFLET

Please note that the Louis Vuitton earphones uses Near-Filed Magnetic Induction (NFMI) technology for connecting one earphone to the other.

Intermittent interference or micro drop outs can be caused by numerous factors, but common causes include, but are not limited to the following: door security systems, bus/metro token machines, large metal objects and close proximity to other NFMI-enabled devices.

**Measures shall be taken if equipment is out of order:**

**-Put Earbuds into charging case with USB-C power, charge earbuds for 15 minuts, Thus operation can let Earbuds recover to working state.**

**-Paired device list reset:**

**Step one: take out of right Earbud from charging case.**

**Step two: check white LED if it is blinking. If white LED is blinking, skip to step 3; if isn't blinking, take the earbud out of ear, press and hold Multi-Functional button till white LED blinking (let Earbud enter pairing mode)**

13 **Step three: Press and hold multi-functional button till white LED blinks rapidly, after the LED is off, the earbud has removed paired device list and automatically power off.**

## Legal Information

FCC Statement (USA) / Part 15 of the FCC Rules



This device complies with Part 15 of the FCC Rules.

Operation is subject to the following two conditions:

- This device may not cause harmful interference, and
- This device must accept any interference received, including interference that may cause undesired operation.

The radiated output power of the device is far below the FCC radio frequency exposure limits. Nevertheless, the device shall be used in such a manner that the potential for human contact during normal operation is minimized.

Changes or modifications not expressly approved by the party responsible for compliance could void the user's authority to operate the equipment

**NOTE:** This equipment has been tested and found to comply with the limits for a Class B digital device, pursuant to Part 15 of the FCC Rules. These limits are designed to provide reasonable protection against harmful interference in a residential installation.

14

# LEAFLET

This equipment generates, uses, and can radiate radio frequency energy and, if not installed and used in accordance with the instructions, may cause harmful interference to radio communications. However, there is no guarantee that interference will not occur in a particular installation.

If this equipment does cause harmful interference to radio or television reception, which can be determined by turning the equipment off and on, the user is encouraged to try to correct the interference by one or more of the following measures:

- Reorient or relocate the receiving antenna.
- Increase the separation between the equipment and receiver.
- Connect the equipment to an outlet on a circuit different from that to which the receiver is connected.
- Consult the dealer or an experienced radio or television technician for help.

#### Industry Canada Statement

This device complies with Part 15 of the FCC Rules and with Industry Canada license-exempt RSS standard(s). Operation is subject to the following two conditions: (1) this device may not cause interference, and (2) this device must accept any interference, including interference that may cause undesired operation of the device.

Le présent appareil est conforme aux CNR d'Industrie Canada applicables aux appareils radio exempts de licence. L'exploitation est autorisée aux deux conditions suivantes : (1) l'appareil ne doit pas produire de brouillage, et (2) l'utilisateur de l'appareil doit accepter tout brouillage radioélectrique subi, même si le brouillage est susceptible d'en compromettre le fonctionnement.

This equipment complies with IC RSS-102 radiation exposure limits set forth for an uncontrolled environment.

Cet équipement est conforme aux limites d'exposition aux radiations IC CNR-102 établies pour un environnement non contrôlé.

China

Please refer to the insert information

Europe

#### Declaration of conformity

Caution Danger of explosion if battery is incorrectly replaced, Replace only with the same or equivalent type Battery shall not be exposed to excessive heat such as sunshine, fire, or the like:

Bluetooth: [2402MHz-2480MHz@3.97dBm](#)

Charging case working temperature: 15-45 degree

NFMI:10.54Mhz@-26.29dB  $\mu$ A measured at 10m  
Louis Vuitton Malletier, 2 rue du Pont Neuf  
75001 PARIS

Hereby, Louis Vuitton Malletier declares that the radio equipment type Louis Vuitton

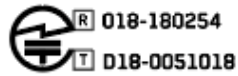
10 Carphones is in compliance with Directive 2014/53/EU. The full text of the CE

declaration of conformity is available at: [weblink](#)



# LEAFLET – DRAFT VERSION

## Environmentally Friendly Disposal



### Japan

Japanese Radio Law Compliance.

This device is granted pursuant to the Japanese Radio Law (電波法). This device should not be modified (otherwise the granted designation number will become invalid).



### Russia

- Product name: wireless earphone
- Model no. QAB
- Trade mark: Louis Vuitton
- Rating(voltage): 5V/1,5A max, 5V/0,1A max
- Manufacturer: Louis Vuitton Malletier
- Origin: Assembled in China

17

- Scope of use: Music listening/Telephony
- Detailed specification:
- Charging case:
  - Input: 5V/1,5A max
  - Output: 5V/0,2A
  - **Battery capacity: 1.938Wh**
  - Battery: Li-Ion 3,8V/510mAh
  - Charging time: 40 minutes from empty to fully charged
  - Weight: 101g
- Ear buds:
  - Input 5V/0.1A max.
  - Battery: Li-Ion 3.7V/85mAh
  - Charging time: 1.5 Hours from empty to fully charged
  - BT V4.2 class2 with 20+ meter connection distance
  - Support APTX/HFP/A2DP/AVRCP
  - Music play time: 3.5Hours
  - Drivers: 10mm Beryllium driver
  - Audio streaming between left and right ear-buds using NFMI technology @ 10.579MHz
  - Waterproof Level: IPx4
  - Weight: 9g (each)
  - **Louis Vuitton Malletier, 2 rue du Pont Neuf 75001 PARIS**
  - **Date of Manufacture: 2018/2019**

18

# LEAFLET – DRAFT VERSION

- Safety using requirements:
  1. To prevent any risk of hearing damage, check the volume before inserting your Earphones in your ears and listen your music at reasonable volumes for reasonable periods of time;
  2. Please limit the time of use of your Earphones at high volumes;
  3. Excessive sound pressure from your Earphones can cause hearing loss
- Installing, storing, shipping, sailing and utilization requirements
  1. Operate and store this product within the temperature range of -4° F to 113° F (-20° C to 45° C) only. Charge the battery where the temperature is between 41° F and 104° F (5° C and 40° C) only.
  2. Do not attempt to open your Earphones
  3. Do not expose to open flame.
  4. Do not drop, sit on, or allow your Earphones to be exposed to water, moisture, or temperature extremes.
  5. Do not place heavy object or use excessive force on your Earphones buttons.
  6. Keep away from children.
  7. It is recommended that you return your Earphones to their storage case when not in use.
  8. Remove the Louis Vuitton Earphones periodically to allow your skin to breathe and you ear to relax. This may limit the

19

risk of hearing loss and keeping the Earphones clean and dry will reduce the possibility of skin irritation and ear infection.

9. Intermittent interference or micro drop outs can be caused by numerous factors, but common causes include, but are not limited to the following: door security systems, bus/metro token machines, large metal objects and close proximity to other NFMI-enabled devices.

- Measures shall be taken if equipment is out of order
- Put earbuds into charging case with USB-C power, charge earbuds for 15 minutes. Thus operation can let earbuds recover to working state
- Paired device list reset:
- Step 1: Take out of Right earbud from charging case
- Step 2: Check white LED if it is blinking. If white LED is blinking, skip to step 3; if it isn't blinking, take the earbud out of ear, press and hold Multi-Functional Button till white LED blinking (let earbud enter pairing mode)
- Step 3: Press and hold Multi-Functional Button till white LED blinks rapidly, after the LED is off, the earbud has removed paired device list and automatically power off.

- Louis Vuitton Malletier, 2 rue du Pont Neuf 75001 PARIS
- Date of manufacture: 2018/2019

# LEAFLET

## Singapore

Complies with  
IMDA Standards  
[Dealer's Licence No.]

## South Korea



As this radio equipment has the possibility of radio interference, this equipment cannot be used for any services related to human life safety.

Conformity assessment information :


- Company name of Applicant: Louis Vuitton Malletier
- Manufacturing date: 2018/2019
- Manufacturer/ Country of origin: China
- Equipment name/ Model name: QAB
- **Conformity assessment number:**

**Class B Equipment (For Home Use Broadcasting & Communication Equipment):**

This equipment is home use (Class B)  
<sup>21</sup>electromagnetic wave suitability equipment and to be used mainly at home and it can be used in all areas.

## Taiwan

1. Product name : Wireless earphone
2. Model name: QAB
3. Trade mark or applicant name : Louis Vuitton Malletier
4. RF Spec: Peak Gain 0.3db Peak
5. **Rated Voltage: 3.7V; Rated Power: 314.5mW**
5. NCC caution statement.  
Any changes or modifications are not allowed. The product is subject to not cause harmful interference to radio communications and air flight safety. If this equipment does cause interference, which can be determined stop shipping till the product is improved. This device may not cause harmful interference, and this device must accept any interference received, including interference that may cause undesired operation.



22

# LEAFLET

There is a danger of explosion when the battery is in a state of charge for a long time. When disposing CNS 15364, it should be handled properly.  
Please refer to the instructions for detailed notes



Waste battery recycle sign

United Arab Emirates

TRA  
REGISTERED No:

DEALER No:

21

## International limited guarantee

Your Louis Vuitton Earphones is covered by an international limited guarantee against any manufacturing defect for a period one year from the date of purchase. Longer warranty periods may apply for certain countries.

**THIS LIMITED GUARANTEE DOES NOT APPLY TO US CONSUMERS.** Please visit \_\_\_\_\_ (weblink) to view the full text of this INTERNATIONAL LIMITED GUARANTEE / UNITED STATES LIMITED WARRANTY, as well as the specific additional terms of guarantees which may be applicable to your country, also available upon request in store.

**A COPY OF THE US LIMITED WARRANTY MAY ALSO BE OBTAINED BY CONTACTING LOUIS VUITTON CUSTOMER SERVICE BY PHONE AT: US 866 VUITTON.**

To benefit from this international limited guarantee, you should retain proof of purchase to validate the purchase date and return it with any warranty claim. This guarantee is only honored in the Louis Vuitton stores.

This guarantee gives you specific legal rights and you may also have other rights under local laws which vary from country to country. This international limited guarantee does not affect your legal rights as a consumer and may be transferred with the Louis Vuitton Earphones.

22