

Product specification

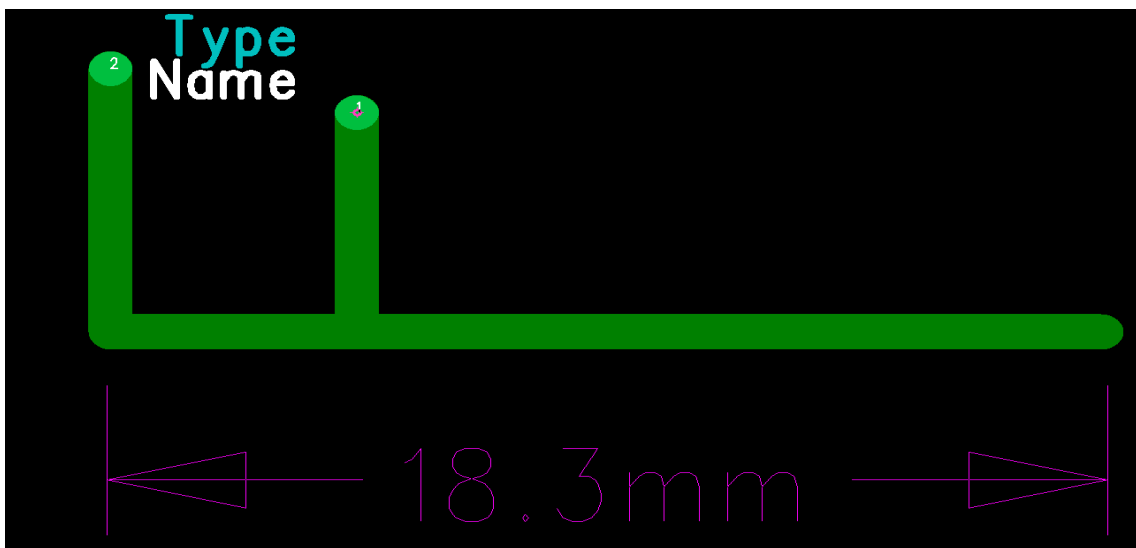
Quick Reference Date

Antenna module on the system board

Model	Luna Plus-BT-V1	
Frequenc Range	2400 ~ 2500MHz	
Ant. Port Input Pwr. (dBm)	0 (Typ. BT class 1 output power)	
Tot. Rad. Pwr. (dBm)	-1.2 (Input pwr – loss pwr)	
Peak EIRP(dBm)	1.2	
Directivity (dBi)	1 (all direction antenna)	
Efficiency (dB)	61.79 %	
Gain (dBi)	2.05 (P e a k Gain XY-plane)	
Maximum Power (dBm)	8.67 (XY-plane)	
Minimum Power (dBm)	8.14(XY-plane)	
Avg. Power (dBm)	8.34(XY-plane)	
Input Impedence(ohm)	50	
Polarization Type	V ertical & Horizontal	
V . S .W .R	< 1.4	

All the technical data and information contained herein are subject to change without prior notice

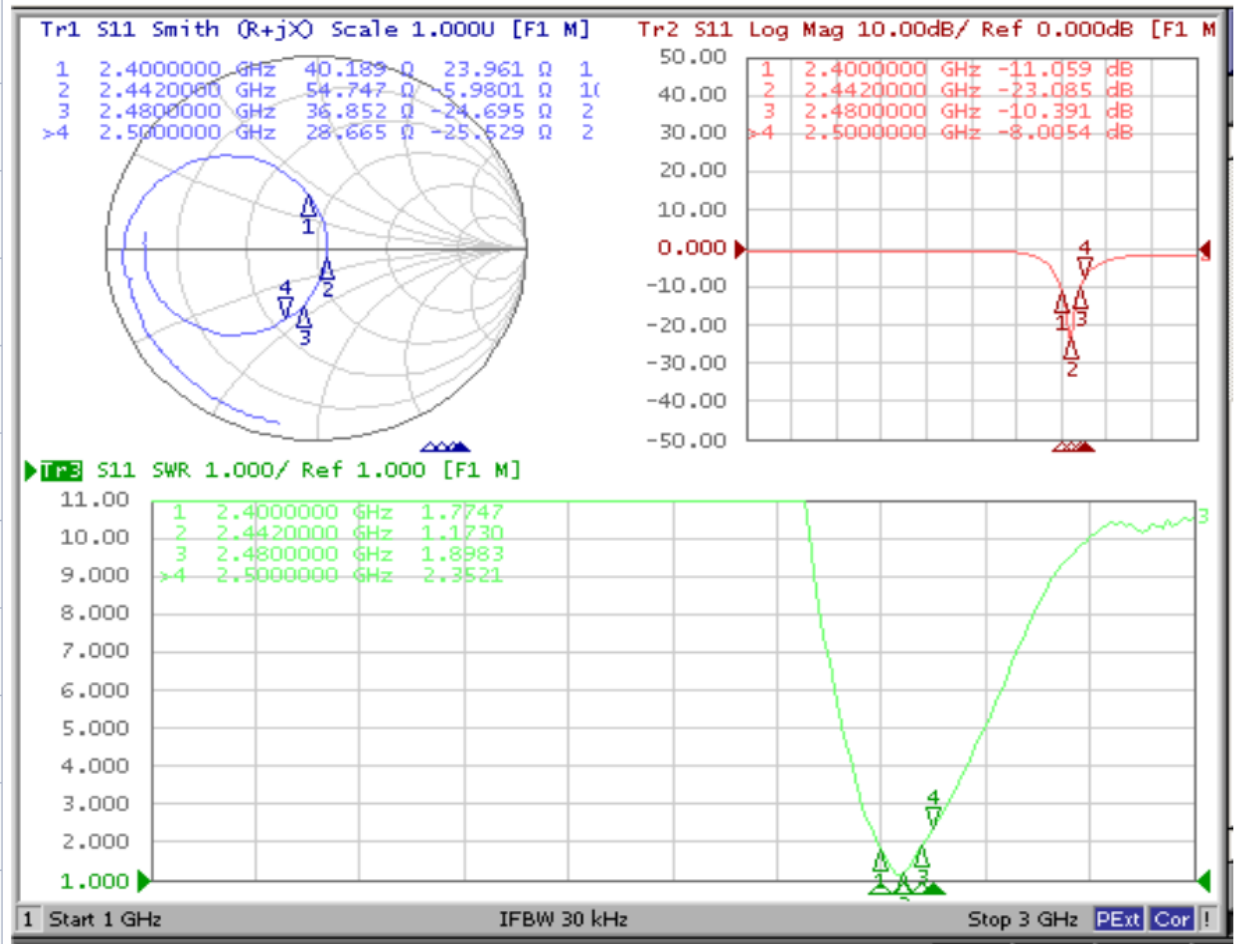
Antenna Layout & module on the system board




Tx Power Table

Unit in dBm @2.44GHz	XY-plane		XZ-plane		YZ-plane		Efficiency
	Peak	Avg.	Peak	Avg.	Peak	Avg.	
Module Board	8.7	8.67	8.36	8.3	8.1	8.1	6 1.2 %

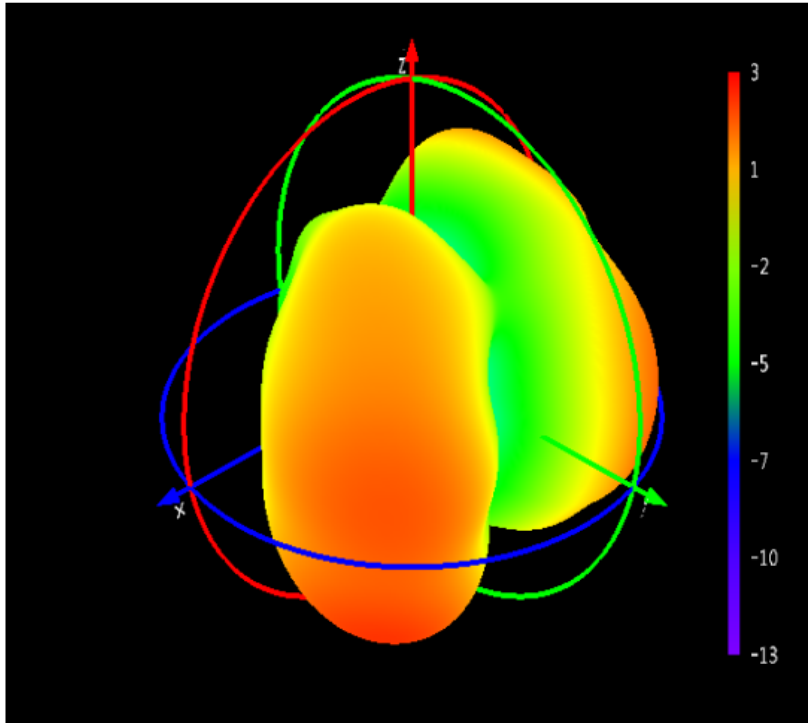
Return Loss



The Environment of Antenna Radiation Pattern

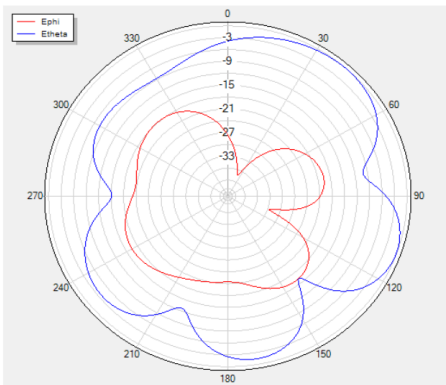


3D radiation pattern diagram



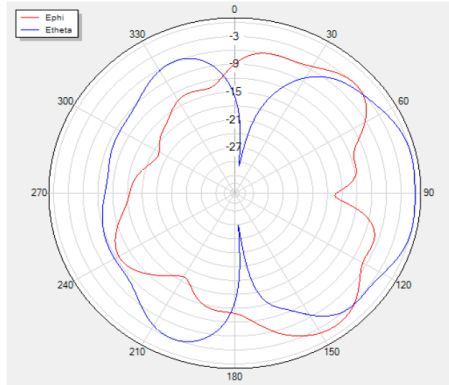
XY-plane

Theta=90 freq=2400MHz



XZ-plane

Phi=90 freq=2400MHz



YZ-plane

Phi=0 freq=2400MHz

