

1. TEST SETUP PHOTOGRAPHS

1.1. Photo of Radiated Emissions Measurement




Fig. 1




Fig. 2

2.1. Photo of Conducted Emissions Measurement



Fig. 3




Fig. 4