

# BOOMER Speaker MANUAL

PRINTED ON 150G PAPER

FOLD AND PLACE ON THE BOTTOM OF THE BOX

 = DIE LINES (DO NOT PRINT)

 = FOLD LINES (DO NOT PRINT)

## Technical Information 1

Working Voltage	DC 3.7V by battery and DC 5.0V charging from USB port
Charging Power	380MA
Bluetooth Version	3.0
Recharge Method	USB charger cable
Battery Capacity	180mAh
Rated Power	-1.0dBm
Bluetooth Range	<25 feet
Model Number	XO-9297
Cable Length	12"

### FCC Statement

Any Changes or modifications not expressly approved the party responsible for compliance could void the user's authority to operate the equipment.

This device complies with part 15 of the FCC Rules. Operation is subject to the following two conditions:

(1) This device may not cause harmful interference, and


(2) This device must accept any interference received, including interference that may cause undesired operation.

### FCC Radiation Exposure Statement:


This equipment complies with FCC radiation exposure limits set forth for an uncontrolled environment. The device has been evaluated to meet general RF exposure requirement.

## Connecting Your Device 2


- Turn on the Bluetooth speaker by pressing and holding the button (A).
- Turn your Bluetooth device on search mode. Find device titled "BOOMER SPEAKER" and select.
- Once a connection with media device has been established, the flash will slow, remaining blue.




## Speaker Functions 3.1

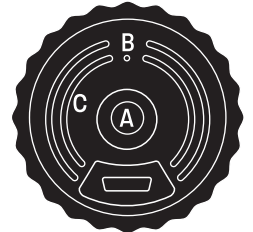
 Press and hold button (A) to turn on/off. Press to pause/play music or answer incoming calls or end phone calls.

Press the button (A) twice to call back the last person you talked to.

 LED light (A) indicates if device is paired or needs to be charged.

 Microphone

 Speaker




## Speaker Functions 3.2

 To charge your Bluetooth speaker, connect the micro-USB end to the port (D).

- The LED light (A) remains red when recharging and turns off when recharging is completed.

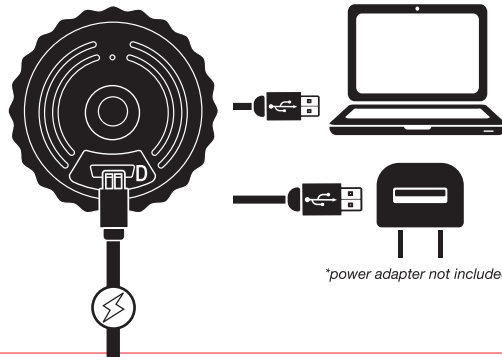
When not connected to a device, Bluetooth Bottle will automatically turn off after 15 minutes.



## Power Recharging 4

Connect the USB cable (included) to your Bluetooth speaker bottle through a computer USB port or power adapter.

**Low Power Warning:** When voltage is lower than 3.5V, two beeps will sound. Leave for at least 1 hour for full charge.



\*power adapter not included



# BOOMER™

## Speaker



The Bluetooth® word mark and logos are registered trademarks owned by the Bluetooth SIG, Inc. and any use of such marks by MANNA™ is under license. Other trademarks and trade names are those of their respective owners.

WWW.MANNAHYDRATION.COM  
NEW YORK, NY 10018  
MADE IN CHINA

