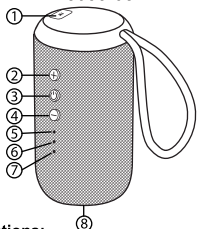


## High Sierra Kodiak IPX7 Outdoor Bluetooth Speaker

Instruction Manual  
8053-08



### Functions:

1. Type-C Input
2. Vol +/-Next Track
3. Power ON/OFF
4. Vol-/Previous Track
5. Bluetooth LED Indicator
6. Green LED
7. Red LED
8. Wireless charging receiver

### What's included:

- 1 x IPX7 Waterproof Bluetooth Speaker
- 1 x USB to Type-C Charging Cable
- 1 x Instruction Manual

### Tech Specifications

- Playing time: up to 12hrs at max volume
- Charging time: up to 8hrs
- Pairing Name: "High Sierra IPX7"
- Capacity: 5000mAh
- Type-C Input: DC 5V/1000mA
- Wireless Charging Input: 5V/1A(5W)

### Instructions:

(Be sure to fully charge the speaker before using for the first time).

#### 1. Charging the Speaker:

- Connect the provided charging cable to a power source and to the Type-C port (1) on the speaker.
- To wirelessly charge the speaker, place the wireless receiver (8) onto a wireless charging pad. The wireless charging pad isn't included.
- The RED LED light(7) will turn on when the speaker is being charged.
- When the speaker is fully charged the RED LED light (7) will turn off and the GREEN LED light (6) will turn on.

#### 2. Bluetooth® Setup:

- Press and hold Speaker ON/OFF Button(3) to turn ON the speaker, Bluetooth LED indicator(5) will flash BLUE.
- Turn on the Bluetooth function on mobile device, Select "High Sierra IPX7" pairing name. LED will turn solid BLUE if successfully paired.
- \*\* *Speaker will automatically pair if the mobile device has been paired before.*
- Press and hold Speaker ON/OFF Button(3) to turn off the device.

#### 3. Using the Speaker:

- When receiving a phone call, press ON/OFF button to answer and again to hang up.
- Double press to redial the last call.
- "Vol+/Next track" (2):  
Long press - next track.  
Short press - increase volume.
- "Vol-/Previous track" (4):  
Long press - previous track  
Short press - reduce volume

### SAFETY PRECAUTIONS:

• WARNING-When using this product, basic precautions should always be followed:

1. Read all the instructions before use.
2. Never store or use this product in temperatures below 32°F (0°C) or above 115°F (45°C).
3. Do not overcharge Phone. Unit may get hot with excessive use. Remove Phone when it is fully charged. Never charge for more than 7 hours at a time.
4. The unit's full performance is achieved only after 2 or 3 completed charge and discharge cycles.
5. To reduce the risk of injury, close supervision is necessary when the product is used near children.
6. Do not use the device in excess of its output rating. Overload outputs above rating may result in a risk of fire or injury.
7. Do not use the device if damaged or modified.
8. Damaged or motified batteries may exhibit unpredictable behavior resulting in fire, explosion or risk of injury.
9. Do not disassemble the device. For repairs, seek a qualified service professional. Incorrect reassembly may result in a risk of fire or injury.
10. Do not expose the device to fire or temperatures above 104°F may cause explosion.
11. Ensure that qualified service professionals use only identical replacement parts to ensure product safety.

### FCC Statement:

NOTE: This equipment has been tested and found to comply with the limits for a Class B digital device, pursuant to part 15 of the FCC Rules. These limits are designed to provide reasonable protection against harmful interference in a residential installation. This equipment generates uses and can radiate radio frequency energy and, if not installed and used in accordance with the instructions, may cause harmful interference to radio communications.

However, there is no guarantee that interference will not occur in a particular installation. If this equipment does cause harmful interference to radio or television reception, which can be determined by turning the equipment off and on, the user is encouraged to try to correct the interference by one or more of the following measures:

- Reorient or relocate the receiving antenna.
- Increase the separation between the equipment and receiver.
- Connect the equipment into an outlet on a circuit different from that to which the receiver is connected.
- Consult the dealer or an experienced radio/TV technician for help


Changes or modifications not expressly approved by the party responsible for compliance could void the user's authority to operate the equipment.

This device complies with Part 15 of the FCC Rules. Operation is subject to the following two conditions:


- (1) this device may not cause harmful interference, and

- (2) this device must accept any interference received, including interference that may cause undesired operation.

The device has been evaluated to meet general RF exposure requirement. The device can be used in portable exposure condition without restriction



FC  
MADE IN CHINA



FSC  
2.7 mm

206.2x89mm