

Document number: 32195197.001
Document Title: Test Setup Exhibit
Project Number: P00053433
Equipment Under Test: CAM Pressure Remote Gen 2, “CAM-PR2”



Figure 1 – External Photo of EUT (Top)




Figure 2 – External Photo of EUT (Bottom)

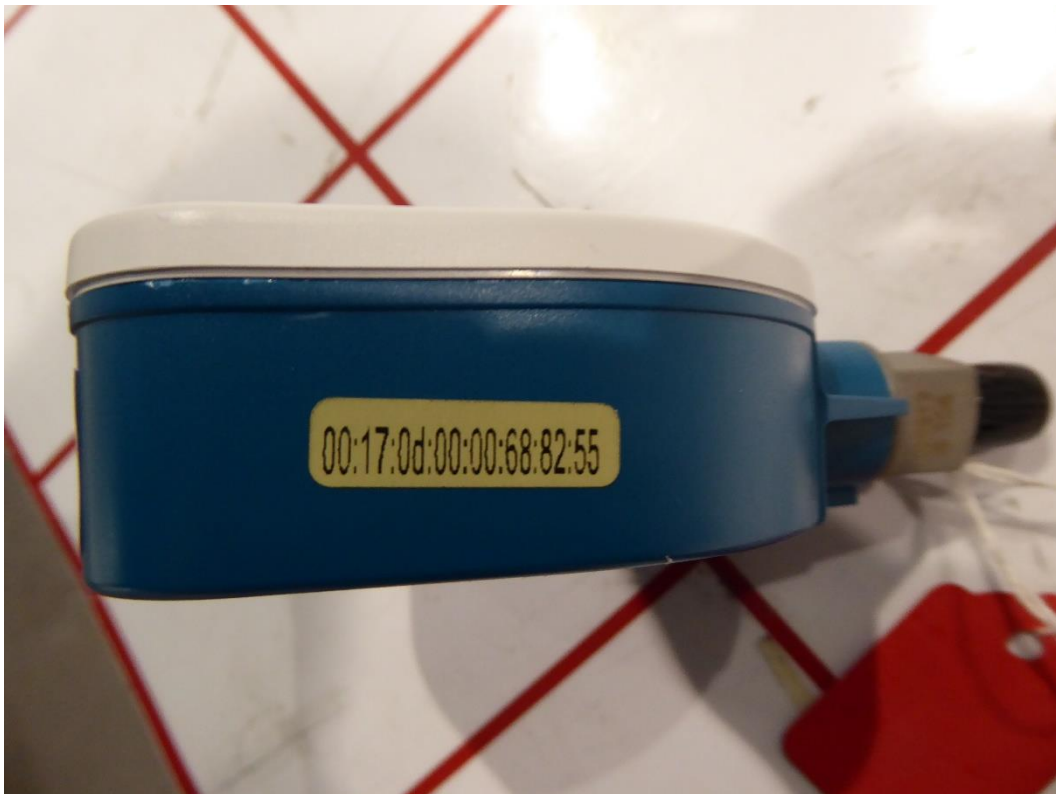


Figure 3 – External Photo of EUT (Side)




Figure 4 – Internal Photo of EUT (Conducted Setup)




Figure 5 – Radiated Setup, X-axis (Worst Case)




Figure 6 – Radiated Setup, Y-Axis




Figure 7 – Radiated Setup, Z-axis




Figure 8 – 30 – 1000 MHz 3 meter Radiated Setup




Figure 9 – 30 – 1000 MHz 3 meter Radiated Setup




Figure 10 – 1 – 26.5 GHz 3 meter Radiated Setup




Figure 11 – 1 – 26.5 GHz 3 meter Radiated Test Setup

END OF REPORT