



FCC RF Test Report

APPLICANT : Gillon UK LLC
EQUIPMENT : HDMI Digital Media Receiver
MODEL NAME : LDC9WZ
FCC ID : 2ALBL-1731
STANDARD : FCC Part 15 Subpart E §15.407
CLASSIFICATION : (NII) Unlicensed National Information Infrastructure

The testing was completed on May 14, 2018. We, SPORTON INTERNATIONAL INC., would like to declare that the tested sample has been evaluated in accordance with the test procedures and has been in compliance with the applicable technical standards.

The test results in this report apply exclusively to the tested model / sample. Without written approval of SPORTON INTERNATIONAL INC., the test report shall not be reproduced except in full.

Reviewed by: Joseph Lin / Supervisor

Approved by: Jones Tsai / Manager



SPORTON INTERNATIONAL INC.

No. 52, Hwa Ya 1st Rd., Hwa Ya Technology Park, Kwei-Shan District, Tao Yuan City, Taiwan, R.O.C.

SPORTON INTERNATIONAL INC.

TEL : 886-3-327-3456

FAX : 886-3-328-4978

FCC ID: 2ALBL-1731

Page Number : 1 of 27

Report Issued Date : May 21, 2018

Report Version : Rev. 01

Report Template No.: BU5-FR15EWLAC MA Version 2.0



TABLE OF CONTENTS

REVISION HISTORY..... 3

SUMMARY OF TEST RESULT 4

1 GENERAL DESCRIPTION 5

 1.1 Applicant 5

 1.2 Product Feature of Equipment Under Test..... 5

 1.3 Product Specification of Equipment Under Test..... 6

 1.4 Modification of EUT 8

 1.5 Testing Location 9

 1.6 Applicable Standards..... 9

2 TEST CONFIGURATION OF EQUIPMENT UNDER TEST 10

 2.1 Carrier Frequency and Channel 10

 2.2 Test Mode..... 11

 2.3 Connection Diagram of Test System..... 13

 2.4 Support Unit used in test configuration and system 13

 2.5 EUT Operation Test Setup 13

 2.6 Measurement Results Explanation Example..... 13

3 TEST RESULT..... 14

 3.1 26dB & 99% Occupied Bandwidth Measurement 14

 3.2 Maximum Conducted Output Power Measurement 16

 3.3 Power Spectral Density Measurement 18

 3.4 Unwanted Emissions Measurement..... 20

 3.5 Antenna Requirements 25

4 LIST OF MEASURING EQUIPMENT 26

5 UNCERTAINTY OF EVALUATION 27

APPENDIX A. CONDUCTED TEST RESULTS

APPENDIX B. RADIATED SPURIOUS EMISSION

APPENDIX C. RADIATED SPURIOUS EMISSION PLOTS

APPENDIX D. DUTY CYCLE PLOTS



SUMMARY OF TEST RESULT

Report Section	FCC Rule	Description	Limit	Result
3.1	2.1049 & 15.403(i)	26dB & 99% Bandwidth	-	Pass
3.2	15.407(a)	Maximum Conducted Output Power	≤ 24 dBm	Pass
3.3	15.407(a)	Power Spectral Density	≤ 11 dBm	Pass
3.4	15.407(b)	Unwanted Emissions	15.407(b) & 15.209(a)	Pass
-	15.207	AC Conducted Emission	15.207(a)	Not Required
-	15.407(c)	Automatically Discontinue Transmission	Discontinue Transmission	Not Required
3.5	15.203 & 15.407(a)	Antenna Requirement	N/A	Pass

Note:

1. Not required means after assessing, test items are not necessary to carry out. which is covered by previous report
2. This is a variant report by adding band 2 and 3. All the test cases were performed on original report which can be referred to Sporton Report Number FR730732-01D. Based on the original report, the test cases were verified.



1 General Description

1.1 Applicant

Gillon UK LLC

106 E. Sixth Street, Suite 900, Austin, Texas 78701

1.2 Product Feature of Equipment Under Test

Product Feature	
Equipment	HDMI Digital Media Receiver
Model Name	LDC9WZ
FCC ID	2ALBL-1731
EUT supports Radios application	WLAN 11b/g/n HT20 WLAN 11a/n HT20/HT40 WLAN 11ac VHT20/VHT40/VHT80 Bluetooth BR/EDR/LE



1.3 Product Specification of Equipment Under Test

Standards-related Product Specification	
Tx/Rx Frequency Range	5260 MHz ~ 5320 MHz 5500 MHz ~ 5720 MHz
Maximum Output Power to Antenna	<p><5260 MHz ~ 5320 MHz></p> <p><Ant. 1> 802.11a : 11.37 dBm / 0.0137 W 802.11n HT20 : 11.40 dBm / 0.0138 W 802.11n HT40 : 11.40 dBm / 0.0138 W 802.11ac VHT20: 11.38 dBm / 0.0137 W 802.11ac VHT40: 11.38 dBm / 0.0137 W 802.11ac VHT80: 9.52 dBm / 0.009 W</p> <p><Ant. 2> 802.11a : 11.40 dBm / 0.0138 W 802.11n HT20 : 11.41 dBm / 0.0138 W 802.11n HT40 : 11.47 dBm / 0.014 W 802.11ac VHT20: 11.39 dBm / 0.0138 W 802.11ac VHT40: 11.39 dBm / 0.0138 W 802.11ac VHT80: 11.08 dBm / 0.0128 W</p> <p>MIMO <Ant. 1+2> 802.11a : 14.44 dBm / 0.0278 W 802.11n HT20 : 14.45 dBm / 0.0279 W 802.11n HT40 : 14.48 dBm / 0.0281 W 802.11ac VHT20: 14.43 dBm / 0.0277 W 802.11ac VHT40: 14.41 dBm / 0.0276 W 802.11ac VHT80: 13.27 dBm / 0.0212 W</p> <p><5500 MHz ~ 5720 MHz ></p> <p><Ant. 1> 802.11a : 11.24 dBm / 0.0133 W 802.11n HT20 : 11.38 dBm / 0.0137 W 802.11n HT40 : 11.42 dBm / 0.0139 W 802.11ac VHT20: 11.26 dBm / 0.0134 W 802.11ac VHT40: 11.39 dBm / 0.0138 W 802.11ac VHT80: 11.22 dBm / 0.0132 W</p> <p><Ant. 2> 802.11a : 11.37 dBm / 0.0137 W 802.11n HT20 : 11.42 dBm / 0.0139 W 802.11n HT40 : 11.44 dBm / 0.0139 W 802.11ac VHT20: 11.40 dBm / 0.0138 W 802.11ac VHT40: 11.35 dBm / 0.0136 W 802.11ac VHT80: 11.36 dBm / 0.0137 W</p> <p>MIMO <Ant. 1+2> 802.11a : 14.46 dBm / 0.0279 W 802.11n HT20 : 14.46 dBm / 0.0279 W 802.11n HT40 : 14.47 dBm / 0.028 W 802.11ac VHT20: 14.42 dBm / 0.0277 W 802.11ac VHT40: 14.43 dBm / 0.0277 W 802.11ac VHT80: 14.40 dBm / 0.0275 W</p>



Standards-related Product Specification	
99% Occupied Bandwidth	<p><5260 MHz ~ 5320 MHz> <Ant. 1> 802.11a : 18.50 MHz 802.11n HT20 : 19.20 MHz 802.11n HT40 : 36.70 MHz 802.11ac VHT80 : 75.84 MHz <Ant. 2> 802.11a : 18.35 MHz 802.11n HT20 : 19.05 MHz 802.11n HT40 : 36.80 MHz 802.11ac VHT80 : 75.96 MHz MIMO <Ant. 1> 802.11a : 19.45 MHz 802.11n HT20 : 19.00 MHz 802.11n HT40 : 36.80 MHz 802.11ac VHT80 : 75.84 MHz MIMO <Ant. 2> 802.11a : 18.15 MHz 802.11n HT20 : 19.10 MHz 802.11n HT40 : 36.80 MHz 802.11ac VHT80 : 75.84 MHz <5500 MHz ~ 5720 MHz> <Ant. 1> 802.11a : 18.45 MHz 802.11n HT20 : 19.15 MHz 802.11n HT40 : 36.80 MHz 802.11ac VHT80 : 75.96 MHz <Ant. 2> 802.11a : 18.40 MHz 802.11n HT20 : 19.15 MHz 802.11n HT40 : 36.70 MHz 802.11ac VHT80 : 75.96 MHz MIMO <Ant. 1> 802.11a : 18.55 MHz 802.11n HT20 : 19.10 MHz 802.11n HT40 : 36.90 MHz 802.11ac VHT80 : 75.96 MHz MIMO <Ant. 2> 802.11a : 18.45 MHz 802.11n HT20 : 19.00 MHz 802.11n HT40 : 36.80 MHz 802.11ac VHT80 : 75.96 MHz</p>



Standards-related Product Specification										
Antenna Type / Gain	<p><Ant. 1> <5260 MHz ~ 5320 MHz> Fixed Internal Antenna with gain 4.18 dBi</p> <p><5500 MHz ~ 5720 MHz > Fixed Internal Antenna with gain 5.32 dBi</p> <p><Ant. 2> <5260 MHz ~ 5320 MHz> Fixed Internal Antenna with gain 5.70 dBi</p> <p><5500 MHz ~ 5720 MHz > Fixed Internal Antenna with gain 6.23 dBi</p>									
Type of Modulation	802.11a/n : OFDM (BPSK / QPSK / 16QAM / 64QAM) 802.11ac : OFDM (BPSK / QPSK / 16QAM / 64QAM / 256QAM)									
Antenna Function Description	<table border="1"> <thead> <tr> <th></th> <th>Ant. 1</th> <th>Ant. 2</th> </tr> </thead> <tbody> <tr> <td>802.11 a/n/ac</td> <td>V</td> <td>V</td> </tr> <tr> <td>802.11 a/n/ac MIMO</td> <td>V</td> <td>V</td> </tr> </tbody> </table>		Ant. 1	Ant. 2	802.11 a/n/ac	V	V	802.11 a/n/ac MIMO	V	V
	Ant. 1	Ant. 2								
802.11 a/n/ac	V	V								
802.11 a/n/ac MIMO	V	V								

Note: MIMO Ant. 1+2 is a calculated result from sum of the power MIMO Ant. 1 and MIMO Ant. 2.

1.4 Modification of EUT

No modifications are made to the EUT during all test items.



1.5 Testing Location

Sporton Lab is accredited to ISO 17025 by Taiwan Accreditation Foundation (TAF code : 1190) and the FCC designation No. TW1190 and TW0007 under the FCC 2.948(e) by Mutual Recognition Agreement (MRA) in FCC Test.

Test Site	SPORTON INTERNATIONAL INC.
Test Site Location	No. 52, Hwa Ya 1 st Rd., Hwa Ya Technology Park, Kwei-Shan District, Tao Yuan City, Taiwan, R.O.C. TEL: +886-3-327-3456 FAX: +886-3-328-4978
Test Site No.	Sporton Site No.
	TH05-HY

Note: The test site complies with ANSI C63.4 2014 requirement.

Test Site	SPORTON INTERNATIONAL INC.
Test Site Location	No.58, Aly. 75, Ln. 564, Wenhua 3rd Rd. Guishan Dist, Taoyuan City, Taiwan (R.O.C.) TEL: +886-3-327-0868 FAX: +886-3-327-0855
Test Site No.	Sporton Site No.
	03CH13-HY

Note: The test site complies with ANSI C63.4 2014 requirement.

1.6 Applicable Standards

According to the specifications of the manufacturer, the EUT must comply with the requirements of the following standards:

- ♦ FCC Part 15 Subpart E
- ♦ FCC KDB 789033 D02 General UNII Test Procedures New Rules v02r01.
- ♦ FCC KDB 662911 D01 Multiple Transmitter Output v02r01.
- ♦ ANSI C63.10-2013

Remark: All test items were verified and recorded according to the standards and without any deviation during the test.



2 Test Configuration of Equipment Under Test

- a. The EUT has been associated with peripherals and configuration operated in a manner tended to maximize its emission characteristics in a typical application. Frequency range investigated: radiation emission (9 kHz to the 10th harmonic of the highest fundamental frequency or to 40 GHz, whichever is lower). For radiated measurement, pre-scanned in three orthogonal panels, X, Y, Z. The worst cases (X plane) were recorded in this report.
- b. AC power line Conducted Emission was tested under maximum output power.

2.1 Carrier Frequency and Channel

Frequency Band	Channel	Freq. (MHz)	Channel	Freq. (MHz)
5250-5350 MHz Band 2 (U-NII-2A)	52	5260	60	5300
	54*	5270	62*	5310
	56	5280	64	5320
	58 [#]	5290		

Frequency Band	Channel	Freq. (MHz)	Channel	Freq. (MHz)
5470-5725 MHz Band 3 (U-NII-2C)	100	5500	112	5560
	102*	5510	116	5580
	104	5520	132	5660
	106 [#]	5530	134*	5670
	108	5540	136	5680
	110*	5550	140	5700

Frequency Band	Channel	Freq. (MHz)	Channel	Freq. (MHz)
TDWR Channel	118*	5590	124	5620
	120	5600	126*	5630
	122 [#]	5610	128	5640

Frequency Band	Channel	Freq. (MHz)	Channel	Freq. (MHz)
Straddle Channel	138 [#]	5690	144	5720
	142*	5710		

Note:

1. The above Frequency and Channel in "*" were 802.11n HT40 and 802.11ac VHT40.
2. The above Frequency and Channel in "[#]" were 802.11ac VHT80.



2.2 Test Mode

Final test modes are considering the modulation and worse data rates as below table.

Single Antenna

Modulation	Data Rate
802.11a	6 Mbps
802.11n HT20	MCS0
802.11n HT40	MCS0
802.11ac VHT20 (Covered by HT20)	MCS0
802.11ac VHT40 (Covered by HT40)	MCS0
802.11ac VHT80	MCS0

MIMO Antenna

Modulation	Data Rate
802.11a	6 Mbps
802.11n HT20	MCS0
802.11n HT40	MCS0
802.11ac VHT20 (Covered by HT20)	MCS0
802.11ac VHT40 (Covered by HT40)	MCS0
802.11ac VHT80	MCS0



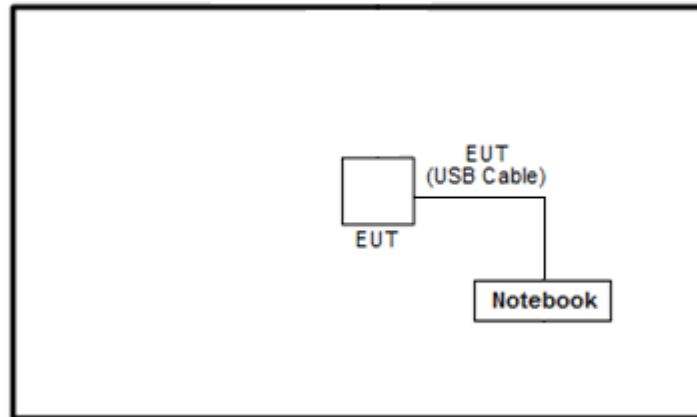
Ch. #		Band II : 5250-5350 MHz	Band III : 5470-5725MHz
		802.11a	802.11a
L	Low	52	100
M	Middle	60	116
H	High	64	140
Straddle		-	144

Ch. #		Band II : 5250-5350 MHz	Band III : 5470-5725MHz
		802.11n HT20	802.11n HT20
L	Low	52	100
M	Middle	60	116
H	High	64	140
Straddle		-	144

Ch. #		Band II : 5250-5350 MHz	Band III : 5470-5725MHz
		802.11n HT40	802.11n HT40
L	Low	54	102
M	Middle	-	110
H	High	62	134
Straddle		-	142

Ch. #		Band II : 5250-5350 MHz	Band III : 5470-5725MHz
		802.11ac VHT80	802.11ac VHT80
L	Low	-	106
M	Middle	58	122
H	High	-	-
Straddle		-	138

2.3 Connection Diagram of Test System



2.4 Support Unit used in test configuration and system

Equipment	Trade Name	Model Name	FCC ID	Data Cable	Power Cord
Notebook-40	Lenovo	E335	FCC DoC	N/A	AC I/P: Unshielded, 1.2 m DC O/P: Shielded, 1.8 m

2.5 EUT Operation Test Setup

The RF test items, utility “CMD” was installed in Notebook which was programmed in order to make the EUT get into the engineering modes to provide channel selection, power level, data rate and the application type and for continuous transmitting signals.

2.6 Measurement Results Explanation Example

For all conducted test items:

The offset level is set in the spectrum analyzer to compensate the RF cable loss and attenuator factor between EUT conducted output port and spectrum analyzer. With the offset compensation, the spectrum analyzer reading level is exactly the EUT RF output level.

Example :

The spectrum analyzer offset is derived from RF cable loss and attenuator factor.

Offset = RF cable loss + attenuator factor.

Following shows an offset computation example with cable loss 4.2 dB and 10dB attenuator.

$$\begin{aligned}
 \text{Offset(dB)} &= \text{RF cable loss(dB)} + \text{attenuator factor(dB)}. \\
 &= 4.2 + 10 = 14.2 \text{ (dB)}
 \end{aligned}$$

3 Test Result

3.1 26dB & 99% Occupied Bandwidth Measurement

3.1.1 Description of 26dB & 99% Occupied Bandwidth

This section is for reporting purpose only.

There is no restriction limits for bandwidth.

For Straddle Channel, According to KDB 789033 D02 General UNII Test Procedures New Rules v02r01, If the power and PSD of the devices are uniform and comply with the lower limits specified for the U-NII-2 bands, a single measurement over the entire emission bandwidth can be performed to show compliance.

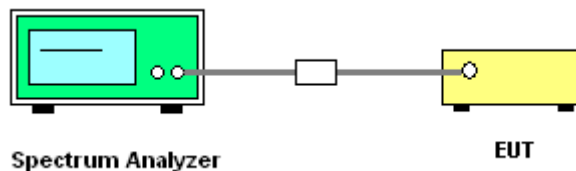
3.1.2 Measuring Instruments

The measuring equipment is listed in the section 4 of this test report.

3.1.3 Test Procedures

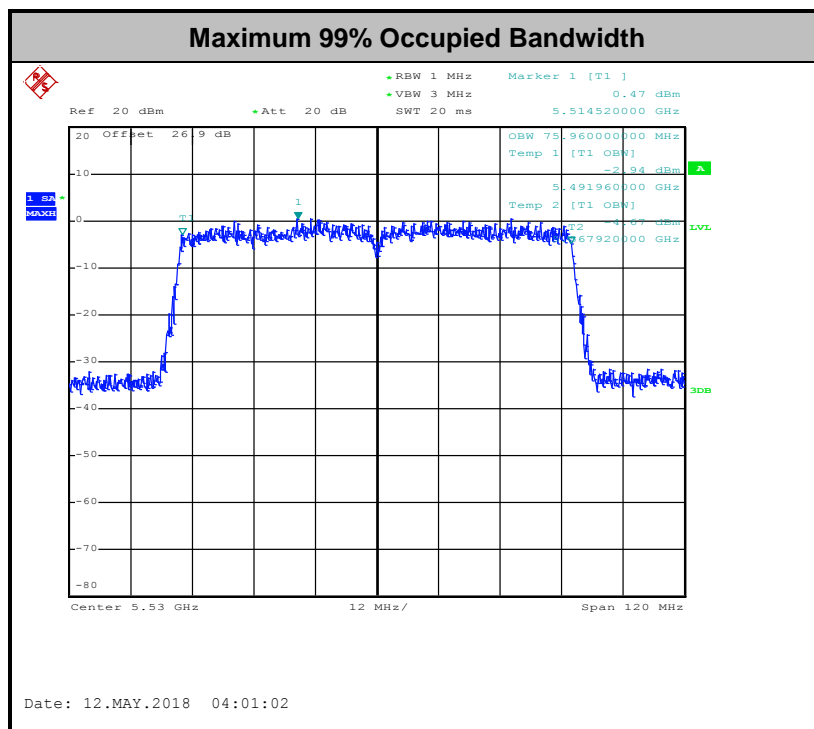
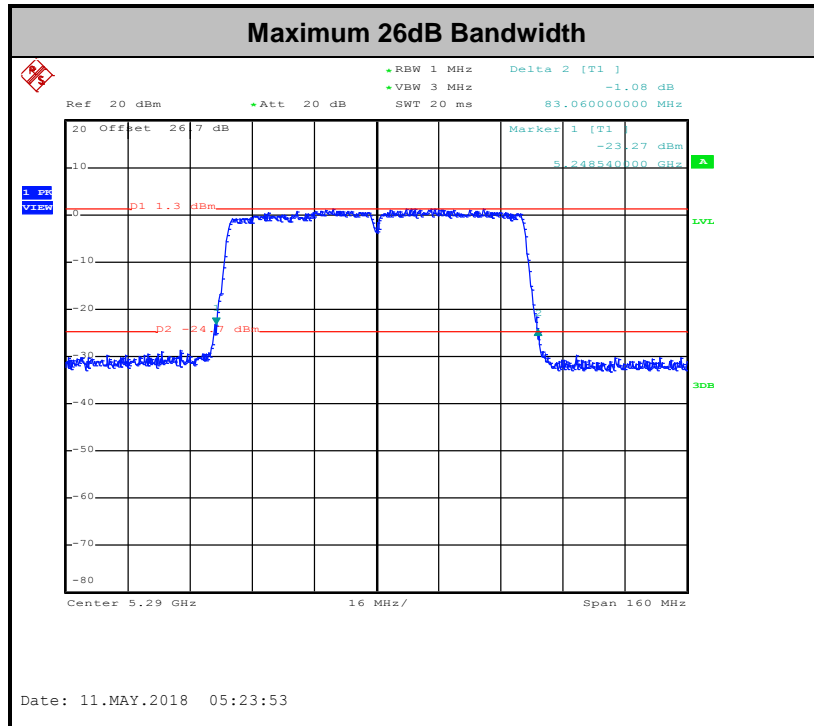
1. The testing follows FCC KDB 789033 D02 General UNII Test Procedures New Rules v02r01. Section C) Emission bandwidth
2. Set RBW = approximately 1% of the emission bandwidth.
3. Set the VBW > RBW.
4. Detector = Peak.
5. Trace mode = max hold
6. Measure the maximum width of the emission that is 26 dB down from the peak of the emission. Compare this with the RBW setting of the analyzer. Readjust RBW and repeat measurement as needed until the RBW/EBW ratio is approximately 1%.
7. For 99% Bandwidth Measurement, the spectrum analyzer's resolution bandwidth (RBW) is set 1MHz and set the Video bandwidth (VBW) $\geq 3 * RBW$.
8. Measure and record the results in the test report.

3.1.4 Test Setup



3.1.5 Test Result of 26dB & 99% Occupied Bandwidth

Please refer to Appendix A.



Note: The occupied channel bandwidth is maintained within the band of operation for all of the modulations.



3.2 Maximum Conducted Output Power Measurement

3.2.1 Limit of Maximum Conducted Output Power

<FCC 14-30 CFR 15.407>

For the 5.25–5.725 GHz bands, the maximum conducted output power over the frequency bands of operation shall not exceed the lesser of 250 mW or $11 \text{ dBm} + 10 \log B$, where B is the 26 dB emission bandwidth in megahertz.

For Straddle Channel, According to KDB 789033 D02 General UNII Test Procedures New Rules v02r01, If the power and PSD of the devices are uniform and comply with the lower limits specified for the U-NII-2 bands, a single measurement over the entire emission bandwidth can be performed to show compliance.

If transmitting antennas of directional gain greater than 6 dBi are used, the peak output power shall be reduced by the amount in dB that the directional gain of the antenna exceeds 6 dBi.

Note that U-NII-2 band, devices with a maximum e.i.r.p. greater than 500 mW shall implement TPC in order to have the capability to operate at least 6 dB below the maximum permitted e.i.r.p. of 1 W.

3.2.2 Measuring Instruments

The measuring equipment is listed in the section 4 of this test report.

3.2.3 Test Procedures

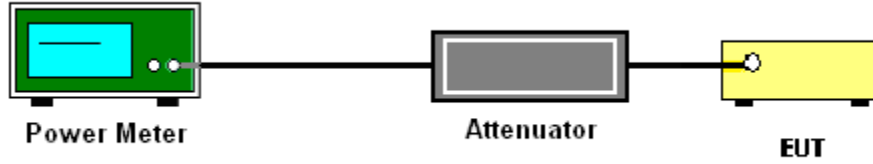
The testing follows Method PM of FCC KDB 789033 D02 General UNII Test Procedures New Rules v02r01.

Method PM (Measurement using an RF average power meter):

1. Measurement is performed using a wideband RF power meter.
2. The EUT is configured to transmit continuously with a consistent duty cycle at its maximum power control level.
3. Measure the average power of the transmitter, and the average power is corrected with duty factor, $10 \log(1/x)$, where x is the duty cycle.

For Straddle Channel, According to KDB 789033 D02 General UNII Test Procedures New Rules v02r01, If the power and PSD of the devices are uniform and comply with the lower limits specified for the U-NII-2 bands, a single measurement over the entire emission bandwidth can be performed to show compliance.

3.2.4 Test Setup



3.2.5 Test Result of Maximum Conducted Output Power

Please refer to Appendix A.



3.3 Power Spectral Density Measurement

3.3.1 Limit of Power Spectral Density

<FCC 14-30 CFR 15.407>

For the 5.25–5.725 GHz bands, the maximum power spectral density shall not exceed 11 dBm in any 1 megahertz band.

For Straddle Channel, According to KDB 789033 D02 General UNII Test Procedures New Rules v02r01, If the power and PSD of the devices are uniform and comply with the lower limits specified for the U-NII-2 bands, a single measurement over the entire emission bandwidth can be performed to show compliance.

If transmitting antennas of directional gain greater than 6 dBi are used, the peak output power shall be reduced by the amount in dB that the directional gain of the antenna exceeds 6 dBi.

3.3.2 Measuring Instruments

The measuring equipment is listed in the section 4 of this test report.

3.3.3 Test Procedures

The testing follows FCC KDB 789033 D02 General UNII Test Procedures New Rules v02r01. Section F) Maximum power spectral density.

Method SA-2

(trace averaging across on and off times of the EUT transmissions, followed by duty cycle correction).

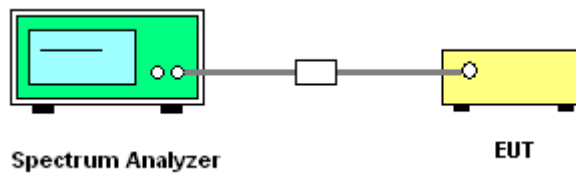
- Measure the duty cycle.
- Set span to encompass the entire emission bandwidth (EBW) of the signal.
- Set RBW = 1 MHz.
- Set VBW \geq 3 MHz.
- Number of points in sweep \geq 2 Span / RBW.
- Sweep time = auto.
- Detector = RMS
- Trace average at least 100 traces in power averaging mode.
- Add $10 \log(1/x)$, where x is the duty cycle, to the measured power in order to compute the average power during the actual transmission times. For example, add $10 \log(1/0.25) = 6$ dB if the duty cycle is 25 percent.

1. The RF output of EUT was connected to the spectrum analyzer by a low loss cable.
2. Each plot has already offset with cable loss, and attenuator loss. Measure the PPSD and record it.
3. For MIMO mode, calculation method follows FCC KDB 662911 D01 Multiple Transmitter Output v02r01.

Method (a): Measure and sum the spectra across the outputs.

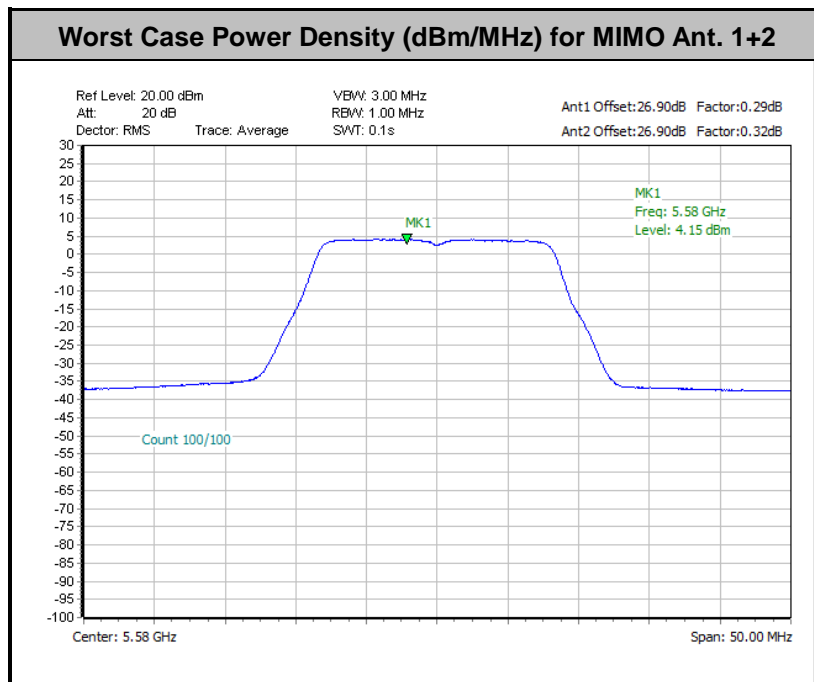
The total final Power Spectral Density is from a device with 2 transmitter outputs. The spectrum measurements of the individual outputs are all performed with the same span and number of points, the spectrum value in the first spectral bin of output 1 is summed with that in the first spectral bin of output 2 to obtain the value for the first frequency bin of the summed spectrum.

3.3.4 Test Setup



3.3.5 Test Result of Power Spectral Density

Please refer to Appendix A.



Note: Average Power Density (dB) = Measured value+ Duty Factor



3.4 Unwanted Emissions Measurement

This section is to measure unwanted emissions through radiated measurement for band edge spurious emissions and out of band emissions measurement.

3.4.1 Limit of Unwanted Emissions

- (1) For transmitters operating in the 5250-5350 MHz band: all emissions outside of the 5150-5350 MHz band shall not exceed an EIRP of -27 dBm/MHz. Devices operating in the 5250-5350 MHz band that generate emissions in the 5150-5250 MHz band must meet all applicable technical requirements for operation in the 5150-5250 MHz band (including indoor use) or alternatively meet an out-of-band emission EIRP limit of -27 dBm/MHz in the 5150-5250 MHz band.

For transmitters operating in the 5470-5600 MHz and 5650-5725MHz band: all emissions outside of the 5470-5600 MHz and 5650-5725MHz band shall not exceed an EIRP of -27 dBm/MHz.

- (2) Unwanted spurious emissions fallen in restricted bands shall comply with the general field strength limits as below table,

Frequency (MHz)	Field Strength (microvolts/meter)	Measurement Distance (meters)
0.009 – 0.490	2400/F(kHz)	300
0.490 – 1.705	24000/F(kHz)	30
1.705 – 30.0	30	30
30 – 88	100	3
88 – 216	150	3
216 - 960	200	3
Above 960	500	3

Note: The following formula is used to convert the EIRP to field strength.

$$E = \frac{1000000\sqrt{30P}}{3} \text{ } \mu\text{V/m, where P is the eirp (Watts)}$$

EIRP (dBm)	Field Strength at 3m (dBμV/m)
-17	78.3
- 27	68.3



(3) KDB789033 D02 v02r01 G)2)c)

- (i) Section 15.407(b)(1) to (b)(3) specify the unwanted emission limits for the U-NII-1 and U-NII-2 bands. As specified, emissions above 1000 MHz that are outside of the restricted bands are subject to a peak emission limit of -27 dBm/MHz.³
- (ii) Section 15.407(b)(4) specifies the unwanted emission limit for the U-NII-3 band. A band emissions mask is specified in Section 15.407(b)(4)(i). The emission limits are in terms of a Peak detector. An alternative to the band emissions mask is specified in Section 15.407(b)(4)(ii). The alternative limits are based on the highest antenna gain specified in the filing. There are also marketing and importation restrictions for the devices using the alternative limit.⁴

Note 3: An out-of-band emission that complies with both the average and peak limits of Section 15.209 is not required to satisfy the -27 dBm/MHz peak emission limit.

Note 4: Only devices with antenna gains of 10 dBi or less may be approved using the emission limits specified in Section 15.247(d) till March 2, 2018; all other devices operating in this band must use the mask specified in Section 15.407(b)(4)(i).

3.4.2 Measuring Instruments

The measuring equipment is listed in the section 4 of this test report.

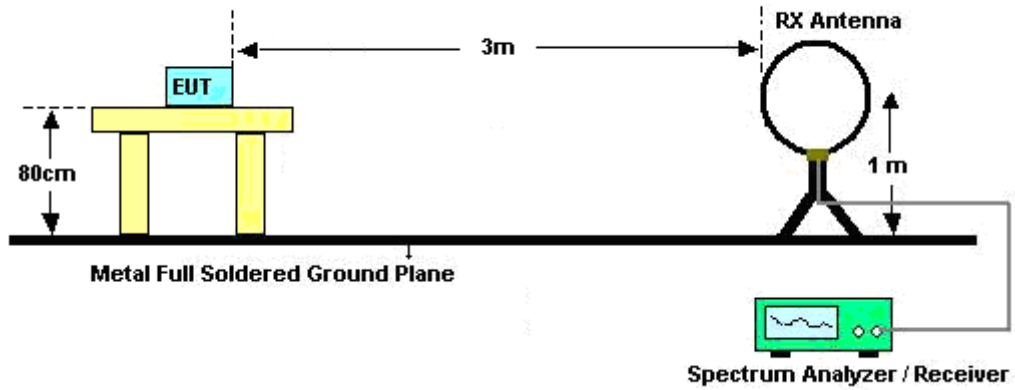


3.4.3 Test Procedures

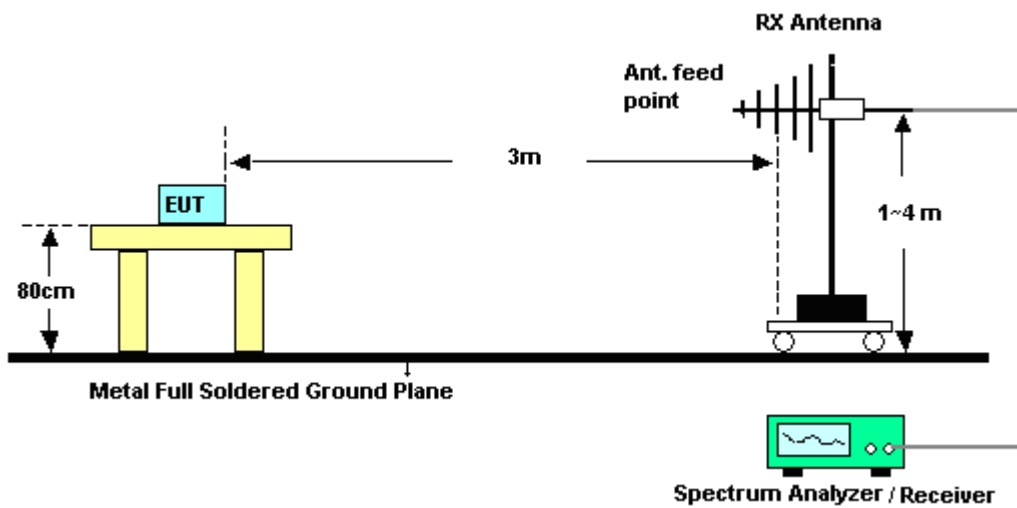
1. The testing follows FCC KDB 789033 D02 General UNII Test Procedures New Rules v02r01. Section G) Unwanted emissions measurement.
 - (1) Procedure for Unwanted Emissions Measurements Below 1000MHz
 - RBW = 120 kHz
 - VBW = 300 kHz
 - Detector = Peak
 - Trace mode = max hold
 - (2) Procedure for Peak Unwanted Emissions Measurements Above 1000 MHz
 - RBW = 1 MHz
 - VBW \geq 3 MHz
 - Detector = Peak
 - Sweep time = auto
 - Trace mode = max hold
 - (3) Procedures for Average Unwanted Emissions Measurements Above 1000MHz
 - RBW = 1 MHz
 - VBW = 10 Hz, when duty cycle is no less than 98 percent.
 - VBW \geq 1/T, when duty cycle is less than 98 percent where T is the minimum transmission duration over which the transmitter is on and is transmitting at its maximum power control level for the tested mode of operation.
2. The EUT was placed on a turntable with 0.8 meter for frequency below 1GHz and 1.5 meter for frequency above 1GHz respectively above ground.
3. The EUT was set 3 meters from the interference receiving antenna which was mounted on the top of a variable height antenna tower.
4. The antenna is a broadband antenna and its height is adjusted between one meter and four meters above ground to find the maximum value of the field strength for both horizontal polarization and vertical polarization of the antenna.
5. For each suspected emission, the EUT was arranged to its worst case and then adjust the antenna tower (from 1 m to 4 m) and turntable (from 0 degree to 360 degrees) to find the maximum reading.
6. For testing below 1GHz, if the emission level of the EUT in peak mode was 3 dB lower than the limit specified, then peak values of EUT will be reported, otherwise, the emissions will be repeated one by one using the CISPR quasi-peak method and reported.
7. For testing above 1GHz, the emission level of the EUT in peak mode was 20dB lower than average limit (that means the emission level in average mode also complies with the limit in average mode), then peak values of EUT will be reported, otherwise, the emissions will be measured in average mode again and reported.

3.4.4 Test Setup

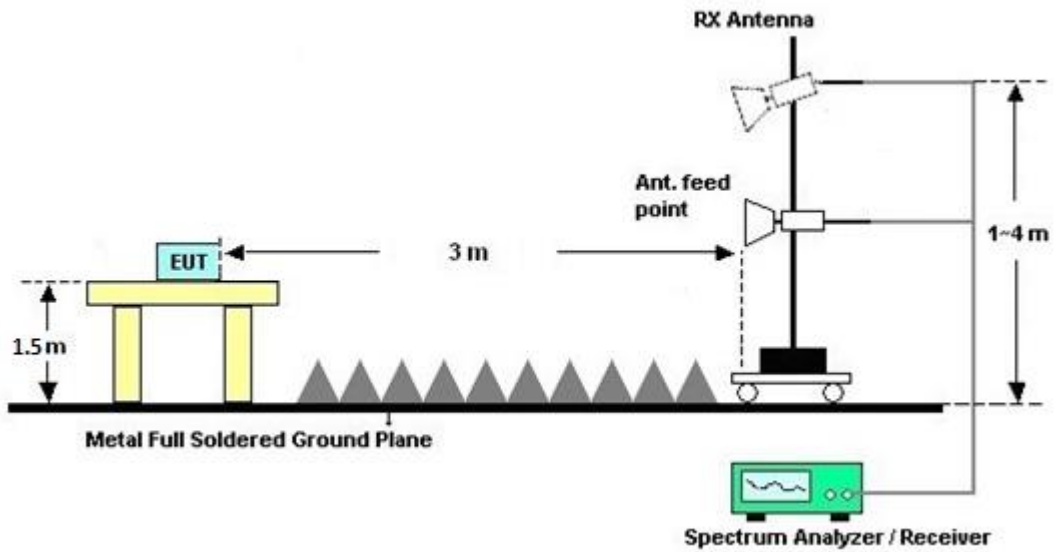
For radiated emissions below 30MHz



For radiated emissions from 30MHz to 1GHz



For radiated emissions above 1GHz



3.4.5 Test Results of Radiated Spurious Emissions (9 kHz ~ 30 MHz)

The low frequency, which started from 9 kHz to 30MHz, was pre-scanned and the result which was 20dB lower than the limit line was not reported.

There is a comparison data of both open-field test site and semi-Anechoic chamber, and the result came out very similar.

3.4.6 Test Result of Radiated Spurious at Band Edges

Please refer to Appendix B and C.

3.4.7 Duty Cycle

Please refer to Appendix D.

3.4.8 Test Result of Radiated Spurious Emissions (30MHz ~ 10th Harmonic)

Please refer to Appendix B and C.



3.5 Antenna Requirements

3.5.1 Standard Applicable

If transmitting antenna directional gain is greater than 6 dBi, both the peak transmit power and the peak power spectral density shall be reduced by the amount in dB that the directional gain of the antenna exceeds 6 dBi.

3.5.2 Antenna Anti-Replacement Construction

An embedded-in antenna design is used.

3.5.3 Antenna Gain

<CDD Modes >

FCC KDB 662911 D01 Multiple Transmitter Output v02r01

For CDD transmissions, directional gain is calculated as

Directional gain = GANT + Array Gain, where Array Gain is as follows.

For power spectral density (PSD) measurements on all devices,

Array Gain = 10 log(NANT/NSS=1) dB.

For power measurements on IEEE 802.11 devices,

Array Gain = 0 dB (i.e., no array gain) for NANT ≤ 4.

Directional gain may be calculated by using the formulas applicable to equal gain antennas with GANT set equal to the gain of the antenna having the highest gain;

The EUT supports CDD mode.

For power, the directional gain GANT is set equal to the antenna having the highest gain, i.e., F)2)f)i).

For PSD, the directional gain calculation is following F)2)f)ii) of KDB 662911 D01 v02r01.

The power and PSD limit should be modified if the directional gain of EUT is over 6 dBi,

The directional gain “DG” is calculated as following table.

<CDD Modes>						
			DG	DG	Power	PSD
			for	for	Limit	Limit
	Ant. 1	Ant. 2	Power	PSD	Reduction	Reduction
	(dBi)	(dBi)	(dBi)	(dBi)	(dB)	(dB)
Band II	4.18	5.70	5.70	7.98	0.00	1.98
Band III	5.32	6.23	6.23	8.80	0.23	2.80

Power limit reduction = Composite gain – 6dBi, (min = 0)

PSD limit reduction = Composite gain + PSD Array gain – 6dBi, (min = 0)



4 List of Measuring Equipment

Instrument	Manufacturer	Model No.	Serial No.	Characteristics	Calibration Date	Test Date	Due Date	Remark
Power Meter	Anritsu	ML2495A	0932001	N/A	Sep. 26, 2017	Apr. 28, 2018 ~ May 12, 2018	Sep. 25, 2018	Conducted (TH05-HY)
Power Sensor	Anritsu	MA2411B	0846202	300MHz~40GHz	Sep. 26, 2017	Apr. 28, 2018 ~ May 12, 2018	Sep. 25, 2018	Conducted (TH05-HY)
Spectrum Analyzer	Rohde & Schwarz	FSP30	101067	9kHz ~ 30GHz	Nov. 13, 2017	Apr. 28, 2018 ~ May 12, 2018	Nov. 12, 2018	Conducted (TH05-HY)
Switch Box & RF Cable	Burgeon	ETF-058	EC1300484	N/A	Mar. 01, 2018	Apr. 28, 2018 ~ May 12, 2018	Feb. 28, 2019	Conducted (TH05-HY)
Loop Antenna	Rohde & Schwarz	HFH2-Z2	100315	9 kHz~30 MHz	Nov. 10, 2017	May 04, 2018 ~ May 14, 2018	Nov. 09, 2018	Radiation (03CH13-HY)
Filter	Wainwright	WLKS1200-8SS	SN3	1.2G Low Pass	Nov. 21, 2017	May 04, 2018 ~ May 14, 2018	Nov. 20, 2018	Radiation (03CH13-HY)
Filter	Woken	WHKX8-527 2.5-6750-18 000-40ST	SN2	6.75G Highpass	Jul. 17, 2017	May 04, 2018 ~ May 14, 2018	Jul. 16, 2018	Radiation (03CH13-HY)
Amplifier	Sonoma-Instrument	310 N	187282	9KHz~1GHz	Jan. 19, 2018	May 04, 2018 ~ May 14, 2018	Jan. 18, 2020	Radiation (03CH13-HY)
Bilog Antenna	TESEQ	CBL 6111D&0080 0N1D01N-06	40103&07	30MHz to 1GHz	Jan. 10, 2018	May 04, 2018 ~ May 14, 2018	Jan. 09, 2019	Radiation (03CH13-HY)
Horn Antenna	SCHWARZBECK	BBHA 9120 D	9120D-1241	1GHz ~ 18GHz	Jun. 15, 2017	May 04, 2018 ~ May 14, 2018	Jun. 14, 2018	Radiation (03CH13-HY)
Preamplifier	MITEQ	AMF-7D-001 01800-30-10 P	1590074	1GHz~18GHz	May 22, 2017	May 04, 2018 ~ May 14, 2018	May 21, 2018	Radiation (03CH13-HY)
Preamplifier	Keysight	83017A	MY5327014 7	1GHz~26.5GHz	Feb. 02, 2018	May 04, 2018 ~ May 14, 2018	Feb. 01, 2019	Radiation (03CH13-HY)
Spectrum Analyzer	Keysight	N9010A	MY5537052 6	10Hz~44GHz	Mar. 15, 2018	May 04, 2018 ~ May 14, 2018	Mar. 14, 2019	Radiation (03CH13-HY)
Antenna Mast	EMEC	AM-BS-4500 -B	N/A	1m~4m	N/A	May 04, 2018 ~ May 14, 2018	N/A	Radiation (03CH13-HY)
Turn Table	EMEC	TT2000	N/A	0~360 Degree	N/A	May 04, 2018 ~ May 14, 2018	N/A	Radiation (03CH13-HY)
SHF-EHF Horn Antenna	SCHWARZBECK	BBHA 9170	BBHA91705 84	18GHz- 40GHz	Nov. 27, 2017	May 04, 2018 ~ May 14, 2018	Nov. 26, 2018	Radiation (03CH13-HY)
EMI Test Receiver	Agilent	N9038A(MX E)	MY5329005 3	20Hz to 26.5GHz	Jan. 16, 2018	May 04, 2018 ~ May 14, 2018	Jan. 15, 2019	Radiation (03CH13-HY)
Preamplifier	MITEQ	TTA 1840-35-HG	1871923	18GHz ~ 40GHz	Jul.18, 2017	May 04, 2018 ~ May 14, 2018	Jul.17, 2018	Radiation (03CH13-HY)
Software	AUDIX	E3 6.2009-8-24 c	RK-001124	N/A	N/A	May 04, 2018 ~ May 14, 2018	N/A	Radiation (03CH13-HY)
RF Cable	HUBER + SUHNER	SUCOFLEX 126E	0030/126E	30M-18G	Jan. 22, 2018	May 04, 2018 ~ May 14, 2018	Jan. 21, 2019	Radiation (03CH13-HY)
RF Cable	HUBER + SUHNER	SUCOFLEX 104	335041/4	30M-18G	Jan. 22, 2018	May 04, 2018 ~ May 14, 2018	Jan. 21, 2019	Radiation (03CH13-HY)
RF Cable	HUBER + SUHNER	SUCOFLEX 104	MY24961/4	30M~18GHz	Jan. 22, 2018	May 04, 2018 ~ May 14, 2018	Jan. 21, 2019	Radiation (03CH13-HY)



5 Uncertainty of Evaluation

Uncertainty of Radiated Emission Measurement (30 MHz ~ 1000 MHz)

Measuring Uncertainty for a Level of Confidence of 95% ($U = 2Uc(y)$)	4.9
---	-----

Uncertainty of Radiated Emission Measurement (1000 MHz ~ 18000 MHz)

Measuring Uncertainty for a Level of Confidence of 95% ($U = 2Uc(y)$)	5.4
---	-----

Uncertainty of Radiated Emission Measurement (18000 MHz ~ 40000 MHz)

Measuring Uncertainty for a Level of Confidence of 95% ($U = 2Uc(y)$)	4.3
---	-----

Appendix A. Test Result of Conducted Test Items

Test Engineer:	Luffy Lin	Temperature:	21~25	°C
Test Date:	2018/4/28 ~ 2018/05/12	Relative Humidity:	51~54	%

TEST RESULTS DATA
26dB and 99% OBW

Band II															
Mod.	Data Rate	NTX	CH.	Freq. (MHz)	99% Bandwidth (MHz)		26 dB Bandwidth (MHz)		IC 99% Bandwidth Power Limit (dBm)		IC 99% Bandwidth EIRP Limit (dBm)		FCC 26dB Bandwidth Power Limit (dBm)		Note
					Ant 1	Ant 2	Ant 1	Ant 2	Ant 1	Ant 2	Ant 1	Ant 2	Ant 1	Ant 2	
11a	6Mbps	1	52	5260	18.30	18.35	23.00	23.00	23.62	23.64	29.62	29.64	23.98	23.98	
11a	6Mbps	1	60	5300	18.25	18.35	23.00	22.90	23.61	23.64	29.61	29.64	23.98	23.98	
11a	6Mbps	1	64	5320	18.50	18.30	23.10	23.10	23.67	23.62	29.67	29.62	23.98	23.98	
HT20	MCS0	1	52	5260	19.20	19.00	23.30	23.54	23.83	23.79	29.83	29.79	23.98	23.98	
HT20	MCS0	1	60	5300	19.20	19.05	23.30	23.67	23.83	23.80	29.83	29.80	23.98	23.98	
HT20	MCS0	1	64	5320	19.10	19.05	23.18	23.30	23.81	23.80	29.81	29.80	23.98	23.98	
HT40	MCS0	1	54	5270	36.70	36.80	41.40	41.22	23.98	23.98	30.00	30.00	23.98	23.98	
HT40	MCS0	1	62	5310	36.70	36.70	41.70	41.40	23.98	23.98	30.00	30.00	23.98	23.98	
VHT80	MCS0	1	58	5290	75.84	75.96	82.24	83.06	23.98	23.98	30.00	30.00	23.98	23.98	
11a	6Mbps	2	52	5260	19.45	18.10	23.44	22.76	23.58		29.58		23.98		
11a	6Mbps	2	60	5300	18.20	18.15	22.90	22.90	23.59		29.59		23.98		
11a	6Mbps	2	64	5320	18.30	18.05	22.90	22.93	23.56		29.56		23.98		
HT20	MCS0	2	52	5260	18.95	18.90	23.39	23.00	23.76		29.76		23.98		
HT20	MCS0	2	60	5300	19.00	19.10	23.30	23.25	23.79		29.79		23.98		
HT20	MCS0	2	64	5320	18.95	18.90	23.33	23.00	23.76		29.76		23.98		
HT40	MCS0	2	54	5270	36.70	36.80	41.76	41.04	23.98		30.00		23.98		
HT40	MCS0	2	62	5310	36.80	36.80	41.58	41.22	23.98		30.00		23.98		
VHT80	MCS0	2	58	5290	75.84	75.84	82.24	81.92	23.98		30.00		23.98		

TEST RESULTS DATA
Average Power Table

FCC Band II															
Mod.	Data Rate	NTX	CH.	Freq. (MHz)	Duty Factor (dB)		Average Conducted Power (dBm)			FCC Conducted Power Limit (dBm)		DG (dBi)		EIRP Power Limit (dBm)	Pass/Fail
					Ant 1	Ant 2	Ant 1	Ant 2	SUM	Ant 1	Ant 2	Ant 1	Ant 2		
11a	6Mbps	1	52	5260	0.32	0.29	11.20	11.21		23.98	23.98	4.18	5.70	26.99	Pass
11a	6Mbps	1	60	5300	0.32	0.29	11.34	11.24		23.98	23.98	4.18	5.70	26.99	Pass
11a	6Mbps	1	64	5320	0.32	0.29	11.37	11.40		23.98	23.98	4.18	5.70	26.99	Pass
HT20	MCS0	1	52	5260	0.35	0.31	11.30	11.31		23.98	23.98	4.18	5.70	26.99	Pass
HT20	MCS0	1	60	5300	0.35	0.31	11.31	11.27		23.98	23.98	4.18	5.70	26.99	Pass
HT20	MCS0	1	64	5320	0.35	0.31	11.40	11.41		23.98	23.98	4.18	5.70	26.99	Pass
HT40	MCS0	1	54	5270	0.62	0.62	11.27	11.30		23.98	23.98	4.18	5.70	26.99	Pass
HT40	MCS0	1	62	5310	0.62	0.62	11.40	11.47		23.98	23.98	4.18	5.70	26.99	Pass
VHT20	MCS0	1	52	5260	0.34	0.34	11.18	11.28		23.98	23.98	4.18	5.70	26.99	Pass
VHT20	MCS0	1	60	5300	0.34	0.34	11.27	11.30		23.98	23.98	4.18	5.70	26.99	Pass
VHT20	MCS0	1	64	5320	0.34	0.34	11.38	11.39		23.98	23.98	4.18	5.70	26.99	Pass
VHT40	MCS0	1	54	5270	0.62	0.65	11.23	11.23		23.98	23.98	4.18	5.70	26.99	Pass
VHT40	MCS0	1	62	5310	0.62	0.65	11.38	11.39		23.98	23.98	4.18	5.70	26.99	Pass
VHT80	MCS0	1	58	5290	1.16	1.18	9.52	11.08		23.98	23.98	4.18	5.70	26.99	Pass
11a	6Mbps	2	52	5260	0.29	0.32	10.83	11.76	14.33	23.98		5.70		26.99	Pass
11a	6Mbps	2	60	5300	0.29	0.32	10.96	11.77	14.40	23.98		5.70		26.99	Pass
11a	6Mbps	2	64	5320	0.29	0.32	10.94	11.87	14.44	23.98		5.70		26.99	Pass
HT20	MCS0	2	52	5260	0.35	0.34	11.03	11.66	14.37	23.98		5.70		26.99	Pass
HT20	MCS0	2	60	5300	0.35	0.34	11.05	11.70	14.40	23.98		5.70		26.99	Pass
HT20	MCS0	2	64	5320	0.35	0.34	11.10	11.75	14.45	23.98		5.70		26.99	Pass
HT40	MCS0	2	54	5270	0.62	0.62	10.94	11.64	14.32	23.98		5.70		26.99	Pass
HT40	MCS0	2	62	5310	0.62	0.62	11.03	11.87	14.48	23.98		5.70		26.99	Pass
VHT20	MCS0	2	52	5260	0.34	0.34	11.11	11.52	14.33	23.98		5.70		26.99	Pass
VHT20	MCS0	2	60	5300	0.34	0.34	11.01	11.59	14.32	23.98		5.70		26.99	Pass
VHT20	MCS0	2	64	5320	0.34	0.34	11.15	11.67	14.43	23.98		5.70		26.99	Pass
VHT40	MCS0	2	54	5270	0.60	0.62	10.83	11.70	14.30	23.98		5.70		26.99	Pass
VHT40	MCS0	2	62	5310	0.60	0.62	11.04	11.73	14.41	23.98		5.70		26.99	Pass
VHT80	MCS0	2	58	5290	1.20	1.20	9.83	10.66	13.27	23.98		5.70		26.99	Pass

TEST RESULTS DATA
Power Spectral Density

Band II														
Mod.	Data Rate	NTX	CH.	Freq. (MHz)	Duty Factor (dB)		Average Power Density (dBm/MHz)			Average PSD Limit (dBm/MHz)		DG (dBi)		Pass /Fail
					Ant 1	Ant 2	Ant 1	Ant 2	SUM	Ant 1	Ant 2	Ant 1	Ant 2	
11a	6Mbps	1	52	5260	0.32	0.29	-1.24	-1.40		11.00	11.00	4.18	5.70	Pass
11a	6Mbps	1	60	5300	0.32	0.29	-1.21	-1.36		11.00	11.00	4.18	5.70	Pass
11a	6Mbps	1	64	5320	0.32	0.29	-1.13	-1.11		11.00	11.00	4.18	5.70	Pass
HT20	MCS0	1	52	5260	0.35	0.31	-1.42	-1.43		11.00	11.00	4.18	5.70	Pass
HT20	MCS0	1	60	5300	0.35	0.31	-1.45	-1.26		11.00	11.00	4.18	5.70	Pass
HT20	MCS0	1	64	5320	0.35	0.31	-1.47	-1.25		11.00	11.00	4.18	5.70	Pass
HT40	MCS0	1	54	5270	0.62	0.62	-4.00	-3.86		11.00	11.00	4.18	5.70	Pass
HT40	MCS0	1	62	5310	0.62	0.62	-4.16	-3.86		11.00	11.00	4.18	5.70	Pass
VHT80	MCS0	1	58	5290	1.16	1.18	-8.13	-7.23		11.00	11.00	4.18	5.70	Pass
11a	6Mbps	2	52	5260	0.29	0.32			2.61	9.02		7.98		Pass
11a	6Mbps	2	60	5300	0.29	0.32			2.36	9.02		7.98		Pass
11a	6Mbps	2	64	5320	0.29	0.32			2.37	9.02		7.98		Pass
HT20	MCS0	2	52	5260	0.35	0.34			2.53	9.02		7.98		Pass
HT20	MCS0	2	60	5300	0.35	0.34			2.35	9.02		7.98		Pass
HT20	MCS0	2	64	5320	0.35	0.34			2.28	9.02		7.98		Pass
HT40	MCS0	2	54	5270	0.62	0.62			-1.01	9.02		7.98		Pass
HT40	MCS0	2	62	5310	0.62	0.62			-1.11	9.02		7.98		Pass
VHT80	MCS0	2	58	5290	1.20	1.20			-5.12	9.02		7.98		Pass

TEST RESULTS DATA
26dB and 99% OBW

Band III																
Mod.	Data Rate	NTX	CH.	Freq. (MHz)	99% Bandwidth In U-NII 2C (MHz)		26 dB Bandwidth In U-NII 2C (MHz)		IC 99% Bandwidth Power Limit (dBm)		IC 99% Bandwidth EIRP Limit (dBm)		FCC 26dB Bandwidth Power Limit (dBm)		6 dB Bandwidth for Straddle Channel (MHz)	
					Ant 1	Ant 2	Ant 1	Ant 2	Ant 1	Ant 2	Ant 1	Ant 2	Ant 1	Ant 2	Ant 1	Ant 2
11a	6Mbps	1	100	5500	18.45	18.40	23.00	23.10	23.66	23.65	29.66	29.65	23.98	23.98	----	----
11a	6Mbps	1	116	5580	18.30	18.30	23.00	23.10	23.62	23.62	29.62	29.62	23.98	23.98	----	----
11a	6Mbps	1	140	5700	18.35	18.40	23.10	23.00	23.64	23.65	29.64	29.65	23.98	23.98	----	----
11a	6Mbps	1	144	5720	14.40	14.45	16.55	16.50	22.58	22.60	28.58	28.60	23.19	23.17	3.16	3.15
HT20	MCS0	1	100	5500	19.05	19.15	23.33	23.50	23.80	23.82	29.80	29.82	23.98	23.98	----	----
HT20	MCS0	1	116	5580	19.10	19.05	23.43	23.30	23.81	23.80	29.81	29.80	23.98	23.98	----	----
HT20	MCS0	1	140	5700	19.15	19.00	23.40	23.30	23.82	23.79	29.82	29.79	23.98	23.98	----	----
HT20	MCS0	1	144	5720	14.55	14.75	16.84	16.80	22.63	22.69	28.63	28.69	23.26	23.25	3.75	3.74
HT40	MCS0	1	102	5510	36.80	36.70	41.40	41.64	23.98	23.98	30.00	30.00	23.98	23.98	----	----
HT40	MCS0	1	110	5550	36.70	36.60	41.22	41.76	23.98	23.98	30.00	30.00	23.98	23.98	----	----
HT40	MCS0	1	134	5670	36.70	36.70	41.58	41.40	23.98	23.98	30.00	30.00	23.98	23.98	----	----
HT40	MCS0	1	142	5710	33.40	33.50	35.79	35.88	23.98	23.98	30.00	30.00	23.98	23.98	3.06	3.09
VHT80	MCS0	1	106	5530	75.96	75.96	82.88	82.56	23.98	23.98	30.00	30.00	23.98	23.98	----	----
VHT80	MCS0	1	122	5610	75.96	75.96	82.56	82.24	23.98	23.98	30.00	30.00	23.98	23.98	----	----
VHT80	MCS0	1	138	5690	73.16	73.28	76.28	76.84	23.98	23.98	30.00	30.00	23.98	23.98	2.54	2.54
11a	6Mbps	2	100	5500	18.55	18.10	22.90	23.00	23.58	23.58	29.58	29.58	23.98	23.98	----	----
11a	6Mbps	2	116	5580	18.25	18.15	22.93	23.00	23.59	23.59	29.59	29.59	23.98	23.98	----	----
11a	6Mbps	2	140	5700	18.25	18.45	23.00	22.90	23.61	23.61	29.61	29.61	23.98	23.98	----	----
11a	6Mbps	2	144	5720	14.25	14.25	16.55	16.35	22.54	22.54	28.54	28.54	23.14	23.14	3.05	3.05
HT20	MCS0	2	100	5500	18.95	19.00	23.30	23.10	23.78	23.78	29.78	29.78	23.98	23.98	----	----
HT20	MCS0	2	116	5580	18.90	18.95	23.40	23.10	23.76	23.76	29.76	29.76	23.98	23.98	----	----
HT20	MCS0	2	140	5700	19.10	18.90	23.20	23.10	23.76	23.76	29.76	29.76	23.98	23.98	----	----
HT20	MCS0	2	144	5720	14.60	14.55	16.60	16.85	22.63	22.63	28.63	28.63	23.20	23.20	3.75	3.75
HT40	MCS0	2	102	5510	36.80	36.70	41.58	41.30	23.98	23.98	30.00	30.00	23.98	23.98	----	----
HT40	MCS0	2	110	5550	36.70	36.80	41.31	41.04	23.98	23.98	30.00	30.00	23.98	23.98	----	----
HT40	MCS0	2	134	5670	36.90	36.70	41.40	41.04	23.98	23.98	30.00	30.00	23.98	23.98	----	----
HT40	MCS0	2	142	5710	33.50	33.50	35.79	35.70	23.98	23.98	30.00	30.00	23.98	23.98	3.11	3.1
VHT80	MCS0	2	106	5530	75.96	75.84	82.24	81.92	23.98	23.98	30.00	30.00	23.98	23.98	----	----
VHT80	MCS0	2	122	5610	75.84	75.96	82.24	81.60	23.98	23.98	30.00	30.00	23.98	23.98	----	----
VHT80	MCS0	2	138	5690	73.16	73.16	76.66	75.96	23.98	23.98	30.00	30.00	23.98	23.98	2.55	2.6

TEST RESULTS DATA
Average Power Table

FCC Band III															
Mod.	Data Rate	NTX	CH.	Freq. (MHz)	Duty Factor (dB)		Average Conducted Power (dBm)			FCC Conducted Power Limit (dBm)		DG (dBi)		EIRP Power Limit (dBm)	Pass/Fail
					Ant 1	Ant 2	Ant 1	Ant 2	SUM	Ant 1	Ant 2	Ant 1	Ant 2		
11a	6Mbps	1	100	5500	0.32	0.29	11.24	11.37		23.98	23.75	5.32	6.23	26.99	Pass
11a	6Mbps	1	116	5580	0.32	0.29	11.16	11.12		23.98	23.75	5.32	6.23	26.99	Pass
11a	6Mbps	1	140	5700	0.32	0.29	11.20	11.22		23.98	23.75	5.32	6.23	26.99	Pass
11a	6Mbps	1	144	5720	0.32	0.29	11.14	11.24		23.19	22.94	5.32	6.23	26.99	Pass
HT20	MCS0	1	100	5500	0.35	0.31	11.38	11.42		23.98	23.75	5.32	6.23	26.99	Pass
HT20	MCS0	1	116	5580	0.35	0.31	11.26	11.29		23.98	23.75	5.32	6.23	26.99	Pass
HT20	MCS0	1	140	5700	0.35	0.31	11.33	11.36		23.98	23.75	5.32	6.23	26.99	Pass
HT20	MCS0	1	144	5720	0.35	0.31	11.24	11.29		23.26	23.02	5.32	6.23	26.99	Pass
HT40	MCS0	1	102	5510	0.62	0.62	11.42	11.44		23.98	23.75	5.32	6.23	26.99	Pass
HT40	MCS0	1	110	5550	0.62	0.62	11.37	11.35		23.98	23.75	5.32	6.23	26.99	Pass
HT40	MCS0	1	134	5670	0.62	0.62	11.30	11.27		23.98	23.75	5.32	6.23	26.99	Pass
HT40	MCS0	1	142	5710	0.62	0.62	11.22	11.29		23.98	23.75	5.32	6.23	26.99	Pass
VHT20	MCS0	1	100	5500	0.34	0.34	11.26	11.40		23.98	23.75	5.32	6.23	26.99	Pass
VHT20	MCS0	1	116	5580	0.34	0.34	11.20	11.32		23.98	23.75	5.32	6.23	26.99	Pass
VHT20	MCS0	1	140	5700	0.34	0.34	11.25	11.30		23.98	23.75	5.32	6.23	26.99	Pass
VHT20	MCS0	1	144	5720	0.34	0.34	11.20	11.26		23.98	23.75	5.32	6.23	26.99	Pass
VHT40	MCS0	1	102	5510	0.62	0.65	11.39	11.35		23.98	23.75	5.32	6.23	26.99	Pass
VHT40	MCS0	1	110	5550	0.62	0.65	11.30	11.28		23.98	23.75	5.32	6.23	26.99	Pass
VHT40	MCS0	1	134	5670	0.62	0.65	11.28	11.22		23.98	23.75	5.32	6.23	26.99	Pass
VHT40	MCS0	1	142	5710	0.62	0.65	11.20	11.25		23.98	23.75	5.32	6.23	26.99	Pass
VHT80	MCS0	1	106	5530	1.16	1.18	9.81	9.89		23.98	23.75	5.32	6.23	26.99	Pass
VHT80	MCS0	1	122	5610	1.16	1.18	11.22	11.36		23.98	23.75	5.32	6.23	26.99	Pass
VHT80	MCS0	1	138	5690	1.16	1.18	11.14	11.22		23.98	23.75	5.32	6.23	26.99	Pass
11a	6Mbps	2	100	5500	0.29	0.32	10.95	11.89	14.46	23.75		6.23		26.99	Pass
11a	6Mbps	2	116	5580	0.29	0.32	10.61	11.67	14.19	23.75		6.23		26.99	Pass
11a	6Mbps	2	140	5700	0.29	0.32	10.61	11.85	14.29	23.75		6.23		26.99	Pass
11a	6Mbps	2	144	5720	0.29	0.32	10.81	11.86	14.38	22.91		6.23		26.99	Pass
HT20	MCS0	2	100	5500	0.35	0.34	10.98	11.87	14.46	23.75		6.23		26.99	Pass
HT20	MCS0	2	116	5580	0.35	0.34	10.90	11.85	14.41	23.75		6.23		26.99	Pass
HT20	MCS0	2	140	5700	0.35	0.34	10.70	11.97	14.39	23.75		6.23		26.99	Pass
HT20	MCS0	2	144	5720	0.35	0.34	10.87	11.93	14.44	22.97		6.23		26.99	Pass
HT40	MCS0	2	102	5510	0.62	0.62	10.90	11.96	14.47	23.75		6.23		26.99	Pass
HT40	MCS0	2	110	5550	0.62	0.62	10.88	11.92	14.44	23.75		6.23		26.99	Pass
HT40	MCS0	2	134	5670	0.62	0.62	10.70	11.90	14.35	23.75		6.23		26.99	Pass
HT40	MCS0	2	142	5710	0.62	0.62	10.55	12.01	14.35	23.75		6.23		26.99	Pass
VHT20	MCS0	2	100	5500	0.34	0.34	10.96	11.82	14.42	23.75		6.23		26.99	Pass
VHT20	MCS0	2	116	5580	0.34	0.34	10.94	11.78	14.39	23.75		6.23		26.99	Pass
VHT20	MCS0	2	140	5700	0.34	0.34	10.86	11.77	14.35	23.75		6.23		26.99	Pass
VHT20	MCS0	2	144	5720	0.34	0.34	10.80	11.79	14.33	23.75		6.23		26.99	Pass
VHT40	MCS0	2	102	5510	0.60	0.62	10.83	11.94	14.43	23.75		6.23		26.99	Pass
VHT40	MCS0	2	110	5550	0.60	0.62	10.82	11.92	14.41	23.75		6.23		26.99	Pass
VHT40	MCS0	2	134	5670	0.60	0.62	10.58	11.85	14.27	23.75		6.23		26.99	Pass
VHT40	MCS0	2	142	5710	0.60	0.62	10.51	11.95	14.30	23.75		6.23		26.99	Pass
VHT80	MCS0	2	106	5530	1.20	1.20	9.31	10.43	12.91	23.75		6.23		26.99	Pass
VHT80	MCS0	2	122	5610	1.20	1.20	10.93	11.82	14.40	23.75		6.23		26.99	Pass
VHT80	MCS0	2	138	5690	1.20	1.20	10.66	11.76	14.25	23.75		6.23		26.99	Pass

Note: The above Frequency and Channel in "***" were straddle channel.

TEST RESULTS DATA
Power Spectral Density

Band III														
Mod.	Data Rate	NTX	CH.	Freq. (MHz)	Duty Factor (dB)		Average Power Density (dBm/MHz)			Average PSD Limit (dBm/MHz)		DG (dBi)		Pass /Fail
					Ant 1	Ant 2	Ant 1	Ant 2	SUM	Ant 1	Ant 2	Ant 1	Ant 2	
11a	6Mbps	1	100	5500	0.32	0.29	-0.62	-0.48		11.00	10.77	5.32	6.23	Pass
11a	6Mbps	1	116	5580	0.32	0.29	-0.49	-0.42		11.00	10.77	5.32	6.23	Pass
11a	6Mbps	1	140	5700	0.32	0.29	-1.18	-1.08		11.00	10.77	5.32	6.23	Pass
11a	6Mbps	1	144	5720	0.32	0.29	-1.32	-0.81		11.00	10.77	5.32	6.23	Pass
HT20	MCS0	1	100	5500	0.35	0.31	-0.54	-0.81		11.00	10.77	5.32	6.23	Pass
HT20	MCS0	1	116	5580	0.35	0.31	-0.58	-0.47		11.00	10.77	5.32	6.23	Pass
HT20	MCS0	1	140	5700	0.35	0.31	-0.92	-1.02		11.00	10.77	5.32	6.23	Pass
HT20	MCS0	1	144	5720	0.35	0.31	-1.03	-1.35		11.00	10.77	5.32	6.23	Pass
HT40	MCS0	1	102	5510	0.62	0.62	-3.29	-3.64		11.00	10.77	5.32	6.23	Pass
HT40	MCS0	1	110	5550	0.62	0.62	-3.34	-3.66		11.00	10.77	5.32	6.23	Pass
HT40	MCS0	1	134	5670	0.62	0.62	-3.77	-3.88		11.00	10.77	5.32	6.23	Pass
HT40	MCS0	1	142	5710	0.62	0.62	-3.99	-4.08		11.00	10.77	5.32	6.23	Pass
VHT80	MCS0	1	106	5530	1.16	1.18	-7.37	-7.05		11.00	10.77	5.32	6.23	Pass
VHT80	MCS0	1	122	5610	1.16	1.18	-6.18	-6.38		11.00	10.77	5.32	6.23	Pass
VHT80	MCS0	1	138	5690	1.16	1.18	-6.94	-6.61		11.00	10.77	5.32	6.23	Pass
11a	6Mbps	2	100	5500	0.29	0.32			3.72	8.20	8.80			Pass
11a	6Mbps	2	116	5580	0.29	0.32			4.15	8.20	8.80			Pass
11a	6Mbps	2	140	5700	0.29	0.32			3.17	8.20	8.80			Pass
11a	6Mbps	2	144	5720	0.29	0.32			3.27	8.20	8.80			Pass
HT20	MCS0	2	100	5500	0.35	0.34			3.40	8.20	8.80			Pass
HT20	MCS0	2	116	5580	0.35	0.34			4.03	8.20	8.80			Pass
HT20	MCS0	2	140	5700	0.35	0.34			3.28	8.20	8.80			Pass
HT20	MCS0	2	144	5720	0.35	0.34			3.12	8.20	8.80			Pass
HT40	MCS0	2	102	5510	0.62	0.62			0.41	8.20	8.80			Pass
HT40	MCS0	2	110	5550	0.62	0.62			0.68	8.20	8.80			Pass
HT40	MCS0	2	134	5670	0.62	0.62			0.13	8.20	8.80			Pass
HT40	MCS0	2	142	5710	0.62	0.62			-0.30	8.20	8.80			Pass
VHT80	MCS0	2	106	5530	1.20	1.20			-4.05	8.20	8.80			Pass
VHT80	MCS0	2	122	5610	1.20	1.20			-2.37	8.20	8.80			Pass
VHT80	MCS0	2	138	5690	1.20	1.20			-3.11	8.20	8.80			Pass



Appendix B. Radiated Spurious Emission

Test Engineer :	Alex Jheng , Fu Chen, and Wilson Wu	Temperature :	24.8~25.0°C
		Relative Humidity :	50~52%

Band 2 - 5250~5350MHz
WIFI 802.11a (Band Edge @ 3m)

WIFI Ant. 1	Note	Frequency (MHz)	Level (dBμV/m)	Over Limit (dB)	Limit Line (dBμV/m)	Read Level (dBμV)	Antenna Factor (dB/m)	Path Loss (dB)	Preamp Factor (dB)	Ant Pos (cm)	Table Pos (deg)	Peak Avg. (P/A)	Pol. (H/V)
802.11a CH 52 5260MHz		5004.08	52.44	-21.56	74	42.16	31.82	7.99	29.53	101	320	P	H
		5071.74	42.64	-11.36	54	32.2	31.9	8.08	29.54	101	320	A	H
	*	5260	107.3	-	-	96.48	32.12	8.26	29.56	101	320	P	H
	*	5260	99.71	-	-	88.89	32.12	8.26	29.56	101	320	A	H
		5442	51.67	-22.33	74	40.52	32.32	8.41	29.58	101	320	P	H
		5365.44	42.65	-11.35	54	31.68	32.24	8.3	29.57	101	320	A	H
		5141.44	51.97	-22.03	74	41.39	31.98	8.15	29.55	387	254	P	V
		5084.32	42.63	-11.37	54	32.19	31.9	8.08	29.54	387	254	A	V
	*	5260	102.52	-	-	91.7	32.12	8.26	29.56	387	254	P	V
	*	5260	94.92	-	-	84.1	32.12	8.26	29.56	387	254	A	V
		5369.28	51.14	-22.86	74	40.17	32.24	8.3	29.57	387	254	P	V
		5454.72	41.9	-12.1	54	30.69	32.34	8.46	29.59	387	254	A	V
	802.11a CH 60 5300MHz		5108.12	52.3	-21.7	74	41.77	31.94	8.13	29.54	144	320	P
		5068.68	42.78	-11.22	54	32.38	31.88	8.06	29.54	144	320	A	H
*		5300	106.83	-	-	95.97	32.16	8.27	29.57	144	320	P	H
*		5300	99.3	-	-	88.44	32.16	8.27	29.57	144	320	A	H
		5353.68	53.27	-20.73	74	42.33	32.22	8.29	29.57	144	320	P	H
		5352.24	44.67	-9.33	54	33.73	32.22	8.29	29.57	144	320	A	H
		5070.38	51.69	-22.31	74	41.29	31.88	8.06	29.54	400	230	P	V
		5082.62	42.59	-11.41	54	32.15	31.9	8.08	29.54	400	230	A	V
*		5300	102.98	-	-	92.12	32.16	8.27	29.57	400	230	P	V
*		5300	95.33	-	-	84.47	32.16	8.27	29.57	400	230	A	V
		5453.52	51.28	-22.72	74	40.07	32.34	8.46	29.59	400	230	P	V
		5458.56	41.99	-12.01	54	30.78	32.34	8.46	29.59	400	230	A	V



802.11a CH 64 5320MHz	*	5320	107.3	-	-	96.41	32.18	8.28	29.57	119	321	P	H
	*	5320	99.81	-	-	88.92	32.18	8.28	29.57	119	321	A	H
		5350.88	56.05	-17.95	74	45.11	32.22	8.29	29.57	119	321	P	H
		5353.28	45.59	-8.41	54	34.65	32.22	8.29	29.57	119	321	A	H
	*	5320	102.5	-	-	91.61	32.18	8.28	29.57	398	230	P	V
	*	5320	94.98	-	-	84.09	32.18	8.28	29.57	398	230	A	V
		5440	53.4	-20.6	74	42.25	32.32	8.41	29.58	398	230	P	V
		5352.16	42.33	-11.67	54	31.39	32.22	8.29	29.57	398	230	A	V
Remark	1. No other spurious found. 2. All results are PASS against Peak and Average limit line.												

Band 2 5250~5350MHz

WIFI 802.11a (Harmonic @ 3m)

WIFI Ant. 1	Note	Frequency (MHz)	Level (dBµV/m)	Over Limit (dB)	Limit Line (dBµV/m)	Read Level (dBµV)	Antenna Factor (dB/m)	Path Loss (dB)	Preamp Factor (dB)	Ant Pos (cm)	Table Pos (deg)	Peak Avg. (P/A)	Pol. (H/V)
802.11a CH 52 5260MHz		10520	47.45	-20.75	68.2	52.53	39.52	12.39	56.99	100	0	P	H
		15780	45.39	-28.61	74	49.33	37.68	14.71	56.33	100	0	P	H
		10520	48.1	-20.1	68.2	53.18	39.52	12.39	56.99	100	0	P	V
		15780	44.74	-29.26	74	48.68	37.68	14.71	56.33	100	0	P	V
802.11a CH 60 5300MHz		10600	46.48	-27.52	74	51.37	39.62	12.41	56.92	100	0	P	H
		15900	44.56	-29.44	74	48.68	37.37	14.77	56.26	100	0	P	H
		10600	46.64	-27.36	74	51.53	39.62	12.41	56.92	100	0	P	V
		15900	45.25	-28.75	74	49.37	37.37	14.77	56.26	100	0	P	V
802.11a CH 64 5320MHz		10640	47.66	-26.34	74	52.47	39.67	12.41	56.89	100	0	P	H
		15960	45.23	-28.77	74	49.48	37.19	14.78	56.22	100	0	P	H
		10640	47.26	-26.74	74	52.07	39.67	12.41	56.89	100	0	P	V
		15960	45.71	-28.29	74	49.96	37.19	14.78	56.22	100	0	P	V
Remark	1. No other spurious found. 2. All results are PASS against Peak and Average limit line.												



Band 2 5250~5350MHz

WIFI 802.11n HT20 (Band Edge @ 3m)

WIFI Ant. 1	Note	Frequency (MHz)	Level (dBμV/m)	Over Limit (dB)	Limit Line (dBμV/m)	Read Level (dBμV)	Antenna Factor (dB/m)	Path Loss (dB)	Preamp Factor (dB)	Ant Pos (cm)	Table Pos (deg)	Peak Avg. (P/A)	Pol. (H/V)
802.11n HT20 CH 52 5260MHz		5116.62	52.27	-21.73	74	41.74	31.94	8.13	29.54	110	320	P	H
		5079.56	42.62	-11.38	54	32.18	31.9	8.08	29.54	110	320	A	H
	*	5260	107.18	-	-	96.36	32.12	8.26	29.56	110	320	P	H
	*	5260	99.61	-	-	88.79	32.12	8.26	29.56	110	320	A	H
		5428.8	52.79	-21.21	74	41.69	32.32	8.36	29.58	110	320	P	H
		5376.72	42.7	-11.3	54	31.74	32.24	8.3	29.58	110	320	A	H
		5087.04	52.49	-21.51	74	42.05	31.9	8.08	29.54	383	253	P	V
		5094.18	42.46	-11.54	54	31.98	31.92	8.1	29.54	383	253	A	V
	*	5260	102.44	-	-	91.62	32.12	8.26	29.56	383	253	P	V
	*	5260	94.91	-	-	84.09	32.12	8.26	29.56	383	253	A	V
		5362.32	51.28	-22.72	74	40.31	32.24	8.3	29.57	383	253	P	V
		5455.44	42.03	-11.97	54	30.82	32.34	8.46	29.59	383	253	A	V
802.11n HT20 CH 60 5300MHz		5116.62	51.92	-22.08	74	41.39	31.94	8.13	29.54	108	321	P	H
		5078.2	42.53	-11.47	54	32.09	31.9	8.08	29.54	108	321	A	H
	*	5300	106.54	-	-	95.68	32.16	8.27	29.57	108	321	P	H
	*	5300	99.23	-	-	88.37	32.16	8.27	29.57	108	321	A	H
		5359.92	52.29	-21.71	74	41.34	32.22	8.3	29.57	108	321	P	H
		5350.32	44.69	-9.31	54	33.75	32.22	8.29	29.57	108	321	A	H
		5024.14	51.27	-22.73	74	40.95	31.84	8.01	29.53	400	230	P	V
		5082.96	42.49	-11.51	54	32.05	31.9	8.08	29.54	400	230	A	V
	*	5300	102.54	-	-	91.68	32.16	8.27	29.57	400	230	P	V
	*	5300	95.25	-	-	84.39	32.16	8.27	29.57	400	230	A	V
		5406.96	50	-24	74	38.99	32.28	8.31	29.58	400	230	P	V
		5459.52	41.96	-12.04	54	30.75	32.34	8.46	29.59	400	230	A	V



802.11n HT20 CH 64 5320MHz	*	5320	106.43	-	-	95.54	32.18	8.28	29.57	100	319	P	H
	*	5320	98.61	-	-	87.72	32.18	8.28	29.57	100	319	A	H
		5352.32	52.74	-21.26	74	41.8	32.22	8.29	29.57	100	319	P	H
		5361.76	44.65	-9.35	54	33.68	32.24	8.3	29.57	100	319	A	H
	*	5320	102.03	-	-	91.14	32.18	8.28	29.57	337	222	P	V
	*	5320	93.75	-	-	82.86	32.18	8.28	29.57	337	222	A	V
		5452.8	51.65	-22.35	74	40.44	32.34	8.46	29.59	337	222	P	V
		5353.12	42.06	-11.94	54	31.12	32.22	8.29	29.57	337	222	A	V
Remark	1. No other spurious found. 2. All results are PASS against Peak and Average limit line.												

Band 2 5250~5350MHz

WIFI 802.11n HT20 (Harmonic @ 3m)

WIFI Ant. 1	Note	Frequency (MHz)	Level (dBμV/m)	Over Limit (dB)	Limit Line (dBμV/m)	Read Level (dBμV)	Antenna Factor (dB/m)	Path Loss (dB)	Preamp Factor (dB)	Ant Pos (cm)	Table Pos (deg)	Peak Avg. (P/A)	Pol. (H/V)
802.11n HT20 CH 52 5260MHz		10520	47.8	-20.4	68.2	52.88	39.52	12.39	56.99	100	0	P	H
		15780	44.53	-29.47	74	48.47	37.68	14.71	56.33	100	0	P	H
802.11n HT20 CH 60 5300MHz		10520	47.32	-20.88	68.2	52.4	39.52	12.39	56.99	100	0	P	V
		15780	45.37	-28.63	74	49.31	37.68	14.71	56.33	100	0	P	V
802.11n HT20 CH 64 5320MHz		10600	47.35	-26.65	74	52.24	39.62	12.41	56.92	100	0	P	H
		15900	44.29	-29.71	74	48.41	37.37	14.77	56.26	100	0	P	H
802.11n HT20 CH 64 5320MHz		10600	46.65	-27.35	74	51.54	39.62	12.41	56.92	100	0	P	V
		15900	44.69	-29.31	74	48.81	37.37	14.77	56.26	100	0	P	V
802.11n HT20 CH 64 5320MHz		10640	46.89	-27.11	74	51.7	39.67	12.41	56.89	100	0	P	H
		15960	45.91	-28.09	74	50.16	37.19	14.78	56.22	100	0	P	H
802.11n HT20 CH 64 5320MHz		10640	46.63	-27.37	74	51.44	39.67	12.41	56.89	100	0	P	V
		15960	45.39	-28.61	74	49.64	37.19	14.78	56.22	100	0	P	V
Remark	1. No other spurious found. 2. All results are PASS against Peak and Average limit line.												



Band 2 5250~5350MHz

WIFI 802.11n HT40 (Band Edge @ 3m)

WIFI Ant. 1	Note	Frequency (MHz)	Level (dBμV/m)	Over Limit (dB)	Limit Line (dBμV/m)	Read Level (dBμV)	Antenna Factor (dB/m)	Path Loss (dB)	Preamp Factor (dB)	Ant Pos (cm)	Table Pos (deg)	Peak Avg. (P/A)	Pol. (H/V)
802.11n HT40 CH 54 5270MHz		5021.42	52.68	-21.32	74	42.36	31.84	8.01	29.53	100	0	P	H
		5085.34	43.47	-10.53	54	33.03	31.9	8.08	29.54	100	0	A	H
	*	5270	103	-	-	92.17	32.12	8.27	29.56	100	0	P	H
	*	5270	95.72	-	-	84.89	32.12	8.27	29.56	100	0	A	H
		5357.52	52.22	-21.78	74	41.28	32.22	8.29	29.57	100	0	P	H
		5351.28	43.94	-10.06	54	33	32.22	8.29	29.57	100	0	A	H
		5087.04	51.77	-22.23	74	41.33	31.9	8.08	29.54	364	230	P	V
		5054.06	43.37	-10.63	54	32.99	31.86	8.06	29.54	364	230	A	V
	*	5270	98.71	-	-	87.88	32.12	8.27	29.56	364	230	P	V
	*	5270	91.35	-	-	80.52	32.12	8.27	29.56	364	230	A	V
		5447.52	50.86	-23.14	74	39.69	32.34	8.41	29.58	364	230	P	V
		5460	42.73	-11.27	54	31.52	32.34	8.46	29.59	364	230	A	V
802.11n HT40 CH 62 5310MHz		5070.72	51.87	-22.13	74	41.45	31.88	8.08	29.54	118	359	P	H
		5116.28	43.43	-10.57	54	32.9	31.94	8.13	29.54	118	359	A	H
	*	5310	103.21	-	-	92.32	32.18	8.28	29.57	118	359	P	H
	*	5310	95.83	-	-	84.94	32.18	8.28	29.57	118	359	A	H
		5352.24	58.69	-15.31	74	47.75	32.22	8.29	29.57	118	359	P	H
		5351.04	50.83	-3.17	54	39.89	32.22	8.29	29.57	118	359	A	H
		5042.5	51.17	-22.83	74	40.81	31.86	8.04	29.54	400	226	P	V
		5002.04	43.25	-10.75	54	32.99	31.8	7.99	29.53	400	226	A	V
	*	5310	99.44	-	-	88.55	32.18	8.28	29.57	400	226	P	V
	*	5310	91.92	-	-	81.03	32.18	8.28	29.57	400	226	A	V
		5353.92	52.21	-21.79	74	41.27	32.22	8.29	29.57	400	226	P	V
		5350.08	45.03	-8.97	54	34.09	32.22	8.29	29.57	400	226	A	V
Remark	1. No other spurious found. 2. All results are PASS against Peak and Average limit line.												



Band 2 5250~5350MHz

WIFI 802.11n HT40 (Harmonic @ 3m)

WIFI Ant. 1	Note	Frequency (MHz)	Level (dBμV/m)	Over Limit (dB)	Limit Line (dBμV/m)	Read Level (dBμV)	Antenna Factor (dB/m)	Path Loss (dB)	Preamp Factor (dB)	Ant Pos (cm)	Table Pos (deg)	Peak Avg. (P/A)	Pol. (H/V)
802.11n		10540	47.35	-20.85	68.2	52.39	39.54	12.39	56.97	100	0	P	H
HT40		15810	46.4	-27.6	74	50.39	37.59	14.73	56.31	100	0	P	H
CH 54		10540	46.74	-21.46	68.2	51.78	39.54	12.39	56.97	100	0	P	V
5270MHz		15810	45.6	-28.4	74	49.59	37.59	14.73	56.31	100	0	P	V
802.11n		10620	46.91	-27.09	74	51.76	39.64	12.41	56.9	100	0	P	H
HT40		15930	44.42	-29.58	74	48.6	37.28	14.78	56.24	100	0	P	H
CH 62		10620	46.69	-27.31	74	51.54	39.64	12.41	56.9	100	0	P	V
5310MHz		15930	44.88	-29.12	74	49.06	37.28	14.78	56.24	100	0	P	V
Remark	1. No other spurious found. 2. All results are PASS against Peak and Average limit line.												



Band 2 5250~5350MHz

WIFI 802.11ac VHT80 (Band Edge @ 3m)

WIFI Ant. 1	Note	Frequency (MHz)	Level (dBμV/m)	Over Limit (dB)	Limit Line (dBμV/m)	Read Level (dBμV)	Antenna Factor (dB/m)	Path Loss (dB)	Preamp Factor (dB)	Ant Pos (cm)	Table Pos (deg)	Peak Avg. (P/A)	Pol. (H/V)
802.11ac VHT80 CH 58 5290MHz		5115.94	53.62	-20.38	74	43.09	31.94	8.13	29.54	116	318	P	H
		5123.42	45.05	-8.95	54	34.51	31.96	8.13	29.55	116	318	A	H
	*	5290	98.69	-	-	87.84	32.14	8.27	29.56	116	318	P	H
	*	5290	91.93	-	-	81.08	32.14	8.27	29.56	116	318	A	H
		5353.92	57.79	-16.21	74	46.85	32.22	8.29	29.57	116	318	P	H
		5350.32	50.85	-3.15	54	39.91	32.22	8.29	29.57	116	318	A	H
		5105.74	52.71	-21.29	74	42.21	31.94	8.1	29.54	400	248	P	V
		5062.22	45	-9	54	34.6	31.88	8.06	29.54	400	248	A	V
	*	5290	95.49	-	-	84.64	32.14	8.27	29.56	400	248	P	V
	*	5290	88.66	-	-	77.81	32.14	8.27	29.56	400	248	A	V
		5351.52	52.86	-21.14	74	41.92	32.22	8.29	29.57	400	248	P	V
		5353.44	46.09	-7.91	54	35.15	32.22	8.29	29.57	400	248	A	V
Remark	1. No other spurious found. 2. All results are PASS against Peak and Average limit line.												

Band 2 5250~5350MHz

WIFI 802.11ac VHT80 (Harmonic @ 3m)

WIFI Ant. 1	Note	Frequency (MHz)	Level (dBμV/m)	Over Limit (dB)	Limit Line (dBμV/m)	Read Level (dBμV)	Antenna Factor (dB/m)	Path Loss (dB)	Preamp Factor (dB)	Ant Pos (cm)	Table Pos (deg)	Peak Avg. (P/A)	Pol. (H/V)
802.11ac VHT80 CH 58 5290MHz		10580	47.36	-20.84	68.2	52.29	39.6	12.4	56.93	100	0	P	H
		15870	45.38	-28.62	74	49.49	37.41	14.75	56.27	100	0	P	H
		10580	47.82	-20.38	68.2	52.75	39.6	12.4	56.93	100	0	P	V
		15870	45.33	-28.67	74	49.44	37.41	14.75	56.27	100	0	P	V
Remark	1. No other spurious found. 2. All results are PASS against Peak and Average limit line.												



Band 3 - 5470~5725MHz
WIFI 802.11a (Band Edge @ 3m)

WIFI Ant. 1	Note	Frequency (MHz)	Level (dBμV/m)	Over Limit (dB)	Limit Line (dBμV/m)	Read Level (dBμV)	Antenna Factor (dB/m)	Path Loss (dB)	Preamp Factor (dB)	Ant Pos (cm)	Table Pos (deg)	Peak Avg. (P/A)	Pol. (H/V)
802.11a CH 100 5500MHz		5450.48	53.93	-20.07	74	42.72	32.34	8.46	29.59	102	357	P	H
		5470	54.65	-13.55	68.2	43.37	32.36	8.51	29.59	102	357	P	H
		5459.76	44.33	-9.67	54	33.12	32.34	8.46	29.59	102	357	A	H
	*	5500	105.62	-	-	94.25	32.4	8.56	29.59	102	357	P	H
	*	5500	98.06	-	-	86.69	32.4	8.56	29.59	102	357	A	H
		5428.4	51.53	-22.47	74	40.45	32.3	8.36	29.58	371	220	P	V
		5469.84	52.27	-15.93	68.2	40.99	32.36	8.51	29.59	371	220	P	V
		5459.6	42.8	-11.2	54	31.59	32.34	8.46	29.59	371	220	A	V
	*	5500	100.99	-	-	89.62	32.4	8.56	29.59	371	220	P	V
	*	5500	93.42	-	-	82.05	32.4	8.56	29.59	371	220	A	V
802.11a CH 116 5580MHz		5392.96	51.15	-22.85	74	40.17	32.26	8.3	29.58	100	358	P	H
		5469.28	49.7	-18.5	68.2	38.42	32.36	8.51	29.59	100	358	P	H
		5445.28	42.58	-11.42	54	31.43	32.32	8.41	29.58	100	358	A	H
	*	5580	106.91	-	-	95.27	32.47	8.8	29.63	100	358	P	H
	*	5580	99.25	-	-	87.61	32.47	8.8	29.63	100	358	A	H
		5752.4	51.92	-16.28	68.2	40.14	32.66	8.81	29.69	100	358	P	H
		5447.92	50.99	-23.01	74	39.82	32.34	8.41	29.58	400	226	P	V
		5466.64	51.38	-16.82	68.2	40.1	32.36	8.51	29.59	400	226	P	V
		5456.32	42.01	-11.99	54	30.8	32.34	8.46	29.59	400	226	A	V
	*	5580	102.38	-	-	90.74	32.47	8.8	29.63	400	226	P	V
	*	5580	94.57	-	-	82.93	32.47	8.8	29.63	400	226	A	V
		5756.495	51.3	-16.9	68.2	39.54	32.66	8.81	29.71	400	226	P	V



802.11a CH 140 5700MHz	*	5700	107.67	-	-	95.93	32.59	8.82	29.67	100	20	P	H
	*	5700	100.18	-	-	88.44	32.59	8.82	29.67	100	20	A	H
		5725.8	55.78	-12.42	68.2	44.02	32.62	8.82	29.68	100	20	P	H
	*	5700	102.57	-	-	90.83	32.59	8.82	29.67	400	228	P	V
	*	5700	94.91	-	-	83.17	32.59	8.82	29.67	400	228	A	V
		5730.84	52.98	-15.22	68.2	41.23	32.62	8.82	29.69	400	228	P	V
Remark	1. No other spurious found. 2. All results are PASS against Peak and Average limit line.												

Band 3 - 5470~5725MHz

WIFI 802.11a (Harmonic @ 3m)

WIFI Ant. 1	Note	Frequency (MHz)	Level (dBμV/m)	Over Limit (dB)	Limit Line (dBμV/m)	Read Level (dBμV)	Antenna Factor (dB/m)	Path Loss (dB)	Preamp Factor (dB)	Ant Pos (cm)	Table Pos (deg)	Peak Avg. (P/A)	Pol. (H/V)
802.11a CH 100 5500MHz		11000	47.93	-26.07	74	51.92	40.1	12.51	56.6	100	0	P	H
		16500	46.6	-21.6	68.2	49.08	38.3	14.92	55.7	100	0	P	H
		11000	46.96	-27.04	74	50.95	40.1	12.51	56.6	100	0	P	V
		16500	46.25	-21.95	68.2	48.73	38.3	14.92	55.7	100	0	P	V
802.11a CH 116 5580MHz		11160	47.83	-26.17	74	51.74	40.03	12.59	56.53	100	0	P	H
		16740	46.63	-21.57	68.2	48.35	39.12	14.96	55.8	100	0	P	H
		11160	47.56	-26.44	74	51.47	40.03	12.59	56.53	100	0	P	V
		16740	46.62	-21.58	68.2	48.34	39.12	14.96	55.8	100	0	P	V
802.11a CH 140 5700MHz		11400	47.44	-26.56	74	51.22	39.94	12.72	56.44	100	0	P	H
		17100	48.49	-19.71	68.2	49.25	40.24	15.06	56.06	100	0	P	H
		11400	47.74	-26.26	74	51.52	39.94	12.72	56.44	100	0	P	V
		17100	48.6	-19.6	68.2	49.36	40.24	15.06	56.06	100	0	P	V
Remark	1. No other spurious found. 2. All results are PASS against Peak and Average limit line.												



Band 3 - 5470~5725MHz
WIFI 802.11n HT20 (Band Edge @ 3m)

WIFI Ant. 1	Note	Frequency (MHz)	Level (dBμV/m)	Over Limit (dB)	Limit Line (dBμV/m)	Read Level (dBμV)	Antenna Factor (dB/m)	Path Loss (dB)	Preamp Factor (dB)	Ant Pos (cm)	Table Pos (deg)	Peak Avg. (P/A)	Pol. (H/V)
802.11n HT20 CH 100 5500MHz		5458.32	54.76	-19.24	74	43.55	32.34	8.46	29.59	100	357	P	H
		5461.2	54.5	-13.7	68.2	43.29	32.34	8.46	29.59	100	357	P	H
		5460	44.39	-9.61	54	33.18	32.34	8.46	29.59	100	357	A	H
	*	5500	105.59	-	-	94.22	32.4	8.56	29.59	100	357	P	H
	*	5500	97.98	-	-	86.61	32.4	8.56	29.59	100	357	A	H
		5431.92	51.09	-22.91	74	39.94	32.32	8.41	29.58	371	222	P	V
		5464.56	51.28	-16.92	68.2	40.05	32.36	8.46	29.59	371	222	P	V
		5457.04	42.47	-11.53	54	31.26	32.34	8.46	29.59	371	222	A	V
	*	5500	101.44	-	-	90.07	32.4	8.56	29.59	371	222	P	V
	*	5500	93.82	-	-	82.45	32.4	8.56	29.59	371	222	A	V
802.11n HT20 CH 116 5580MHz		5459.68	52.35	-21.65	74	41.14	32.34	8.46	29.59	100	19	P	H
		5466.16	50.94	-17.26	68.2	39.66	32.36	8.51	29.59	100	19	P	H
		5459.68	42.31	-11.69	54	31.1	32.34	8.46	29.59	100	19	A	H
	*	5580	107.13	-	-	95.49	32.47	8.8	29.63	100	19	P	H
	*	5580	99.26	-	-	87.62	32.47	8.8	29.63	100	19	A	H
		5753.975	51.39	-16.81	68.2	39.61	32.66	8.81	29.69	100	19	P	H
		5430.4	51.81	-22.19	74	40.66	32.32	8.41	29.58	400	224	P	V
		5467.12	51.4	-16.8	68.2	40.12	32.36	8.51	29.59	400	224	P	V
		5459.92	42.08	-11.92	54	30.87	32.34	8.46	29.59	400	224	A	V
	*	5580	102.47	-	-	90.83	32.47	8.8	29.63	400	224	P	V
*	5580	94.41	-	-	82.77	32.47	8.8	29.63	400	224	A	V	
		5749.565	51.4	-16.8	68.2	39.64	32.64	8.81	29.69	400	224	P	V



802.11n HT20 CH 140 5700MHz	*	5700	108.1	-	-	96.36	32.59	8.82	29.67	100	20	P	H
	*	5700	99.72	-	-	87.98	32.59	8.82	29.67	100	20	A	H
		5736.92	55.77	-12.43	68.2	44.01	32.64	8.81	29.69	100	20	P	H
	*	5700	102.07	-	-	90.33	32.59	8.82	29.67	400	228	P	V
	*	5700	94.53	-	-	82.79	32.59	8.82	29.67	400	228	A	V
		5728.84	52.98	-15.22	68.2	41.22	32.62	8.82	29.68	400	228	P	V
Remark	1. No other spurious found. 2. All results are PASS against Peak and Average limit line.												

Band 3 - 5470~5725MHz
WIFI 802.11n HT20 (Harmonic @ 3m)

WIFI Ant. 1	Note	Frequency (MHz)	Level (dBμV/m)	Over Limit (dB)	Limit Line (dBμV/m)	Read Level (dBμV)	Antenna Factor (dB/m)	Path Loss (dB)	Preamp Factor (dB)	Ant Pos (cm)	Table Pos (deg)	Peak Avg. (P/A)	Pol. (H/V)
802.11n HT20 CH 100 5500MHz		11000	48.13	-25.87	74	52.12	40.1	12.51	56.6	100	0	P	H
		16500	46.92	-21.28	68.2	49.4	38.3	14.92	55.7	100	0	P	H
802.11n HT20 CH 116 5580MHz		11000	46.94	-27.06	74	50.93	40.1	12.51	56.6	100	0	P	V
		16500	46.14	-22.06	68.2	48.62	38.3	14.92	55.7	100	0	P	V
802.11n HT20 CH 140 5700MHz		11160	47.74	-26.26	74	51.65	40.03	12.59	56.53	100	0	P	H
		16740	46.31	-21.89	68.2	48.03	39.12	14.96	55.8	100	0	P	H
		11160	46.99	-27.01	74	50.9	40.03	12.59	56.53	100	0	P	V
		16740	47.03	-21.17	68.2	48.75	39.12	14.96	55.8	100	0	P	V
802.11n HT20 CH 140 5700MHz		11400	48.33	-25.67	74	52.11	39.94	12.72	56.44	100	0	P	H
		17100	48.2	-20	68.2	48.96	40.24	15.06	56.06	100	0	P	H
		11400	47.25	-26.75	74	51.03	39.94	12.72	56.44	100	0	P	V
		17100	48.96	-19.24	68.2	49.72	40.24	15.06	56.06	100	0	P	V
Remark	1. No other spurious found. 2. All results are PASS against Peak and Average limit line.												



Band 3 - 5470~5725MHz

WIFI 802.11n HT40 (Band Edge @ 3m)

WIFI Ant. 1	Note	Frequency (MHz)	Level (dBμV/m)	Over Limit (dB)	Limit Line (dBμV/m)	Read Level (dBμV)	Antenna Factor (dB/m)	Path Loss (dB)	Preamp Factor (dB)	Ant Pos (cm)	Table Pos (deg)	Peak Avg. (P/A)	Pol. (H/V)
802.11n HT40 CH 102 5510MHz		5445.52	56.64	-17.36	74	45.47	32.34	8.41	29.58	100	323	P	H
		5469.28	62.9	-5.3	68.2	51.62	32.36	8.51	29.59	100	323	P	H
		5459.68	48.41	-5.59	54	37.2	32.34	8.46	29.59	100	323	A	H
	*	5510	104.58	-	-	93.18	32.4	8.6	29.6	100	323	P	H
	*	5510	95.65	-	-	84.25	32.4	8.6	29.6	100	323	A	H
		5736.65	50.79	-17.41	68.2	39.03	32.64	8.81	29.69	100	323	P	H
		5459.68	52.49	-21.51	74	41.28	32.34	8.46	29.59	388	225	P	V
		5469.52	54.72	-13.48	68.2	43.44	32.36	8.51	29.59	388	225	P	V
		5458.96	43.7	-10.3	54	32.49	32.34	8.46	29.59	388	225	A	V
	*	5510	99.72	-	-	88.32	32.4	8.6	29.6	388	225	P	V
	*	5510	91.45	-	-	80.05	32.4	8.6	29.6	388	225	A	V
		5764.055	51.33	-16.87	68.2	39.57	32.66	8.81	29.71	388	225	P	V
802.11n HT40 CH 110 5550MHz		5456.56	50.45	-23.55	74	39.24	32.34	8.46	29.59	100	323	P	H
		5466.88	52.04	-16.16	68.2	40.76	32.36	8.51	29.59	100	323	P	H
		5459.92	43.41	-10.59	54	32.2	32.34	8.46	29.59	100	323	A	H
	*	5550	105.09	-	-	93.55	32.45	8.7	29.61	100	323	P	H
	*	5550	95.74	-	-	84.2	32.45	8.7	29.61	100	323	A	H
		5737.28	50.89	-17.31	68.2	39.13	32.64	8.81	29.69	100	323	P	H
		5443.6	50.05	-23.95	74	38.9	32.32	8.41	29.58	380	227	P	V
		5465.2	49.08	-19.12	68.2	37.85	32.36	8.46	29.59	380	227	P	V
		5450.56	42.55	-11.45	54	31.34	32.34	8.46	29.59	380	227	A	V
	*	5550	100.77	-	-	89.23	32.45	8.7	29.61	380	227	P	V
	*	5550	91.99	-	-	80.45	32.45	8.7	29.61	380	227	A	V
		5738.225	51.68	-16.52	68.2	39.92	32.64	8.81	29.69	380	227	P	V



802.11n HT40 CH 134 5670MHz		5378	51.27	-22.73	74	40.29	32.26	8.3	29.58	100	20	P	H
		5469.35	50.27	-17.93	68.2	38.99	32.36	8.51	29.59	100	20	P	H
		5457.45	42.64	-11.36	54	31.43	32.34	8.46	29.59	100	20	A	H
	*	5670	104.76	-	-	93.02	32.57	8.83	29.66	100	20	P	H
	*	5670	97.07	-	-	85.33	32.57	8.83	29.66	100	20	A	H
		5745.47	54.03	-14.17	68.2	42.27	32.64	8.81	29.69	100	20	P	H
		5446.25	51.03	-22.97	74	39.86	32.34	8.41	29.58	366	231	P	V
		5469.7	49.57	-18.63	68.2	38.29	32.36	8.51	29.59	366	231	P	V
		5458.15	42.3	-11.7	54	31.09	32.34	8.46	29.59	366	231	A	V
	*	5670	99.68	-	-	87.94	32.57	8.83	29.66	366	231	P	V
	*	5670	92.12	-	-	80.38	32.57	8.83	29.66	366	231	A	V
		5761.535	51.07	-17.13	68.2	39.31	32.66	8.81	29.71	366	231	P	V
Remark	1. No other spurious found. 2. All results are PASS against Peak and Average limit line.												

Band 3 - 5470~5725MHz

WIFI 802.11n HT40 (Harmonic @ 3m)

WIFI Ant.	Note	Frequency (MHz)	Level (dBμV/m)	Over Limit (dB)	Limit Line (dBμV/m)	Read Level (dBμV)	Antenna Factor (dB/m)	Path Loss (dB)	Preamp Factor (dB)	Ant Pos (cm)	Table Pos (deg)	Peak Avg. (P/A)	Pol. (H/V)
802.11n		11020	47.01	-26.99	74	50.98	40.09	12.53	56.59	100	0	P	H
HT40		16530	46.59	-21.61	68.2	48.96	38.42	14.92	55.71	100	0	P	H
CH 102		11020	46.91	-27.09	74	50.88	40.09	12.53	56.59	100	0	P	V
5510MHz		16530	47.12	-21.08	68.2	49.49	38.42	14.92	55.71	100	0	P	V
802.11n		11100	47.38	-26.62	74	51.32	40.06	12.56	56.56	100	0	P	H
HT40		16650	46.11	-22.09	68.2	48.09	38.83	14.95	55.76	100	0	P	H
CH 110		11100	47.73	-26.27	74	51.67	40.06	12.56	56.56	100	0	P	V
5550MHz		16650	46.9	-21.3	68.2	48.88	38.83	14.95	55.76	100	0	P	V
802.11n		11340	46.92	-27.08	74	50.74	39.97	12.68	56.47	100	0	P	H
HT40		17010	48.01	-20.19	68.2	48.88	40.04	15.02	55.93	100	0	P	H
CH 134		11340	47.22	-26.78	74	51.04	39.97	12.68	56.47	100	0	P	V
5670MHz		17010	48.84	-19.36	68.2	49.71	40.04	15.02	55.93	100	0	P	V
Remark	1. No other spurious found. 2. All results are PASS against Peak and Average limit line.												



Band 3 - 5470~5725MHz

WIFI 802.11ac VHT80 (Band Edge @ 3m)

WIFI Ant. 1	Note	Frequency (MHz)	Level (dBμV/m)	Over Limit (dB)	Limit Line (dBμV/m)	Read Level (dBμV)	Antenna Factor (dB/m)	Path Loss (dB)	Preamp Factor (dB)	Ant Pos (cm)	Table Pos (deg)	Peak Avg. (P/A)	Pol. (H/V)
802.11ac VHT80 CH 106 5530MHz		5459.68	57.62	-16.38	74	46.41	32.34	8.46	29.59	100	322	P	H
		5469.04	57.84	-10.36	68.2	46.56	32.36	8.51	29.59	100	322	P	H
		5432.56	49.84	-4.16	54	38.69	32.32	8.41	29.58	100	322	A	H
	*	5530	100.35	-	-	88.89	32.42	8.65	29.61	100	322	P	H
	*	5530	92.91	-	-	81.45	32.42	8.65	29.61	100	322	A	H
		5754.92	51.58	-16.62	68.2	39.8	32.66	8.81	29.69	100	322	P	H
		5449.6	52.68	-21.32	74	41.46	32.34	8.46	29.58	385	226	P	V
		5463.28	52.4	-15.8	68.2	41.17	32.36	8.46	29.59	385	226	P	V
		5432.32	46.98	-7.02	54	35.83	32.32	8.41	29.58	385	226	A	V
	*	5530	95.8	-	-	84.34	32.42	8.65	29.61	385	226	P	V
	*	5530	88.27	-	-	76.81	32.42	8.65	29.61	385	226	A	V
		5733.185	51.37	-16.83	68.2	39.62	32.62	8.82	29.69	385	226	P	V
802.11ac VHT80 CH 122 5610MHz		5446	51.27	-22.73	74	40.1	32.34	8.41	29.58	100	323	P	H
		5461.84	51.86	-16.34	68.2	40.65	32.34	8.46	29.59	100	323	P	H
		5459.2	44.85	-9.15	54	33.64	32.34	8.46	29.59	100	323	A	H
	*	5610	100.99	-	-	89.28	32.5	8.85	29.64	100	323	P	H
	*	5610	93.64	-	-	81.93	32.5	8.85	29.64	100	323	A	H
		5730.35	54.96	-13.24	68.2	43.21	32.62	8.82	29.69	100	323	P	H
		5431.36	51.61	-22.39	74	40.46	32.32	8.41	29.58	371	227	P	V
		5463.28	51.34	-16.86	68.2	40.11	32.36	8.46	29.59	371	227	P	V
		5458.72	43.88	-10.12	54	32.67	32.34	8.46	29.59	371	227	A	V
	*	5610	96.71	-	-	85	32.5	8.85	29.64	371	227	P	V
	*	5610	89.28	-	-	77.57	32.5	8.85	29.64	371	227	A	V
		5747.675	51.85	-16.35	68.2	40.09	32.64	8.81	29.69	371	227	P	V
Remark	1. No other spurious found. 2. All results are PASS against Peak and Average limit line.												



Band 3 5470~5725MHz

WIFI 802.11ac VHT80 (Harmonic @ 3m)

WIFI Ant. 1	Note	Frequency (MHz)	Level (dBμV/m)	Over Limit (dB)	Limit Line (dBμV/m)	Read Level (dBμV)	Antenna Factor (dB/m)	Path Loss (dB)	Preamp Factor (dB)	Ant Pos (cm)	Table Pos (deg)	Peak Avg. (P/A)	Pol. (H/V)
802.11ac		11060	48.19	-25.81	74	52.14	40.07	12.55	56.57	100	0	P	H
VHT80		16590	46.8	-21.4	68.2	49.01	38.59	14.93	55.73	100	0	P	H
CH 106		11060	47.24	-26.76	74	51.19	40.07	12.55	56.57	100	0	P	V
5530MHz		16590	46.33	-21.87	68.2	48.54	38.59	14.93	55.73	100	0	P	V
802.11ac		11220	46.64	-27.36	74	50.51	40.01	12.63	56.51	100	0	P	H
VHT80		16830	47.29	-20.91	68.2	48.72	39.41	14.99	55.83	100	0	P	H
CH 122		11220	47.31	-26.69	74	51.18	40.01	12.63	56.51	100	0	P	V
5610MHz		16830	47.22	-20.98	68.2	48.65	39.41	14.99	55.83	100	0	P	V
Remark	1. No other spurious found. 2. All results are PASS against Peak and Average limit line.												



Band 3 - Straddle Channel
WIFI 802.11a (Band Edge @ 3m)

WIFI Ant. 1	Note	Frequency (MHz)	Level (dBµV/m)	Over Limit (dB)	Limit Line (dBµV/m)	Read Level (dBµV)	Antenna Factor (dB/m)	Path Loss (dB)	Preamp Factor (dB)	Ant Pos (cm)	Table Pos (deg)	Peak Avg. (P/A)	Pol. (H/V)
802.11a CH 144 5720MHz		5437.75	50.79	-23.21	74	39.64	32.32	8.41	29.58	127	358	P	H
		5466.22	50.85	-17.35	68.2	39.57	32.36	8.51	29.59	127	358	P	H
		5457.64	42.41	-11.59	54	31.2	32.34	8.46	29.59	127	358	A	H
	*	5720	107.82	-	-	96.06	32.62	8.82	29.68	127	358	P	H
	*	5720	100.47	-	-	88.71	32.62	8.82	29.68	127	358	A	H
		5910.75	52.07	-16.13	68.2	40.13	32.81	8.9	29.77	127	358	P	H
		5445.16	51.15	-22.85	74	40	32.32	8.41	29.58	355	223	P	V
		5464.66	49.65	-18.55	68.2	38.42	32.36	8.46	29.59	355	223	P	V
		5456.86	41.89	-12.11	54	30.68	32.34	8.46	29.59	355	223	A	V
	*	5720	103.19	-	-	91.43	32.62	8.82	29.68	355	223	P	V
	*	5720	95.67	-	-	83.91	32.62	8.82	29.68	355	223	A	V
		5928.5	52.91	-15.29	68.2	40.94	32.83	8.91	29.77	355	223	P	V
Remark	1. No other spurious found. 2. All results are PASS against Peak and Average limit line.												

Band 3 - Straddle Channel
WIFI 802.11a (Harmonic @ 3m)

WIFI Ant. 1	Note	Frequency (MHz)	Level (dBµV/m)	Over Limit (dB)	Limit Line (dBµV/m)	Read Level (dBµV)	Antenna Factor (dB/m)	Path Loss (dB)	Preamp Factor (dB)	Ant Pos (cm)	Table Pos (deg)	Peak Avg. (P/A)	Pol. (H/V)
802.11a CH 144 5720MHz		11440	48.3	-25.7	74	52.08	39.93	12.72	56.43	100	0	P	H
		17160	50.11	-18.09	68.2	50.81	40.4	15.07	56.17	100	0	P	H
		11440	47.91	-26.09	74	51.69	39.93	12.72	56.43	100	0	P	V
		17160	49.07	-19.13	68.2	49.77	40.4	15.07	56.17	100	0	P	V
Remark	1. No other spurious found. 2. All results are PASS against Peak and Average limit line.												



Band 3 - Straddle Channel
WIFI 802.11n HT20 (Band Edge @ 3m)

WIFI Ant. 1	Note	Frequency (MHz)	Level (dBµV/m)	Over Limit (dB)	Limit Line (dBµV/m)	Read Level (dBµV)	Antenna Factor (dB/m)	Path Loss (dB)	Preamp Factor (dB)	Ant Pos (cm)	Table Pos (deg)	Peak Avg. (P/A)	Pol. (H/V)
802.11n HT20 CH 144 5720MHz		5459.98	50.68	-23.32	74	39.47	32.34	8.46	29.59	114	358	P	H
		5463.1	50.03	-18.17	68.2	38.8	32.36	8.46	29.59	114	358	P	H
		5456.08	42.04	-11.96	54	30.83	32.34	8.46	29.59	114	358	A	H
	*	5720	107.9	-	-	96.14	32.62	8.82	29.68	114	358	P	H
	*	5720	100.11	-	-	88.35	32.62	8.82	29.68	114	358	A	H
		5937.75	51.57	-16.63	68.2	39.59	32.83	8.93	29.78	114	358	P	H
		5457.64	50.7	-23.3	74	39.49	32.34	8.46	29.59	354	223	P	V
		5469.34	49.77	-18.43	68.2	38.49	32.36	8.51	29.59	354	223	P	V
		5455.3	41.96	-12.04	54	30.75	32.34	8.46	29.59	354	223	A	V
	*	5720	102.72	-	-	90.96	32.62	8.82	29.68	354	223	P	V
	*	5720	95.23	-	-	83.47	32.62	8.82	29.68	354	223	A	V
		5868.5	52.75	-15.45	68.2	40.87	32.76	8.87	29.75	354	223	P	V
Remark	1. No other spurious found. 2. All results are PASS against Peak and Average limit line.												

Band 3 - Straddle Channel
WIFI 802.11n HT20 (Harmonic @ 3m)

WIFI Ant. 1	Note	Frequency (MHz)	Level (dBµV/m)	Over Limit (dB)	Limit Line (dBµV/m)	Read Level (dBµV)	Antenna Factor (dB/m)	Path Loss (dB)	Preamp Factor (dB)	Ant Pos (cm)	Table Pos (deg)	Peak Avg. (P/A)	Pol. (H/V)
802.11n HT20 CH 144 5720MHz		11440	48.16	-25.84	74	51.94	39.93	12.72	56.43	100	0	P	H
		17160	48.7	-19.5	68.2	49.4	40.4	15.07	56.17	100	0	P	H
		11440	47.03	-26.97	74	50.81	39.93	12.72	56.43	100	0	P	V
		17160	50.62	-17.58	68.2	51.32	40.4	15.07	56.17	100	0	P	V
Remark	1. No other spurious found. 2. All results are PASS against Peak and Average limit line.												



Band 3 - Straddle Channel
WIFI 802.11n HT40 (Band Edge @ 3m)

WIFI Ant. 1	Note	Frequency (MHz)	Level (dBµV/m)	Over Limit (dB)	Limit Line (dBµV/m)	Read Level (dBµV)	Antenna Factor (dB/m)	Path Loss (dB)	Preamp Factor (dB)	Ant Pos (cm)	Table Pos (deg)	Peak Avg. (P/A)	Pol. (H/V)
802.11n HT40 CH 142 5710MHz		5456.08	50.97	-23.03	74	39.76	32.34	8.46	29.59	100	358	P	H
		5464.66	49.6	-18.6	68.2	38.37	32.36	8.46	29.59	100	358	P	H
		5456.86	42.67	-11.33	54	31.46	32.34	8.46	29.59	100	358	A	H
	*	5710	104.84	-	-	93.09	32.61	8.82	29.68	100	358	P	H
	*	5710	97.53	-	-	85.78	32.61	8.82	29.68	100	358	A	H
		5852.25	51.69	-16.51	68.2	39.84	32.74	8.85	29.74	100	358	P	H
		5364.43	49.61	-24.39	74	38.64	32.24	8.3	29.57	375	223	P	V
		5464.66	49.48	-18.72	68.2	38.25	32.36	8.46	29.59	375	223	P	V
		5457.25	42.38	-11.62	54	31.17	32.34	8.46	29.59	375	223	A	V
	*	5710	100.05	-	-	88.3	32.61	8.82	29.68	375	223	P	V
	*	5710	92.62	-	-	80.87	32.61	8.82	29.68	375	223	A	V
		5927.5	51.67	-16.53	68.2	39.7	32.83	8.91	29.77	375	223	P	V
Remark	1. No other spurious found. 2. All results are PASS against Peak and Average limit line.												

Band 3 - Straddle Channel
WIFI 802.11n HT40 (Harmonic @ 3m)

WIFI Ant. 1	Note	Frequency (MHz)	Level (dBµV/m)	Over Limit (dB)	Limit Line (dBµV/m)	Read Level (dBµV)	Antenna Factor (dB/m)	Path Loss (dB)	Preamp Factor (dB)	Ant Pos (cm)	Table Pos (deg)	Peak Avg. (P/A)	Pol. (H/V)
802.11n HT40 CH 142 5710MHz		11420	48.8	-25.2	74	52.59	39.93	12.71	56.43	100	0	P	H
		17130	49.32	-18.88	68.2	50.03	40.32	15.08	56.11	100	0	P	H
		11420	48.15	-25.85	74	51.94	39.93	12.71	56.43	100	0	P	V
		17130	49.25	-18.95	68.2	49.96	40.32	15.08	56.11	100	0	P	V
Remark	1. No other spurious found. 2. All results are PASS against Peak and Average limit line.												



Band 3 - Straddle Channel

WIFI 802.11ac VHT80 (Band Edge @ 3m)

WIFI Ant. 1	Note	Frequency (MHz)	Level (dBµV/m)	Over Limit (dB)	Limit Line (dBµV/m)	Read Level (dBµV)	Antenna Factor (dB/m)	Path Loss (dB)	Preamp Factor (dB)	Ant Pos (cm)	Table Pos (deg)	Peak Avg. (P/A)	Pol. (H/V)
802.11ac VHT80 CH 138 5690MHz		5439.31	52.07	-21.93	74	40.92	32.32	8.41	29.58	128	14	P	H
		5463.1	51.77	-16.43	68.2	40.54	32.36	8.46	29.59	128	14	P	H
		5455.69	44.65	-9.35	54	33.44	32.34	8.46	29.59	128	14	A	H
	*	5690	102.53	-	-	90.78	32.59	8.83	29.67	128	14	P	H
	*	5690	95.25	-	-	83.5	32.59	8.83	29.67	128	14	A	H
		5867.5	53.11	-15.09	68.2	41.23	32.76	8.87	29.75	128	14	P	H
		5447.5	51.45	-22.55	74	40.28	32.34	8.41	29.58	340	224	P	V
		5468.95	51.3	-16.9	68.2	40.02	32.36	8.51	29.59	340	224	P	V
		5452.96	44.04	-9.96	54	32.83	32.34	8.46	29.59	340	224	A	V
	*	5690	97.28	-	-	85.53	32.59	8.83	29.67	340	224	P	V
	*	5690	89.98	-	-	78.23	32.59	8.83	29.67	340	224	A	V
		5870.5	52.54	-15.66	68.2	40.66	32.76	8.87	29.75	340	224	P	V
Remark	1. No other spurious found. 2. All results are PASS against Peak and Average limit line.												

Band 3 - Straddle Channel

WIFI 802.11ac VHT80 (Harmonic @ 3m)

WIFI Ant. 1	Note	Frequency (MHz)	Level (dBµV/m)	Over Limit (dB)	Limit Line (dBµV/m)	Read Level (dBµV)	Antenna Factor (dB/m)	Path Loss (dB)	Preamp Factor (dB)	Ant Pos (cm)	Table Pos (deg)	Peak Avg. (P/A)	Pol. (H/V)
802.11ac VHT80 CH 138 5690MHz		11380	46.81	-27.19	74	50.6	39.95	12.71	56.45	100	0	P	H
		17070	48.71	-19.49	68.2	49.52	40.16	15.04	56.01	100	0	P	H
		11380	46.96	-27.04	74	50.75	39.95	12.71	56.45	100	0	P	V
		17070	48.65	-19.55	68.2	49.46	40.16	15.04	56.01	100	0	P	V
Remark	1. No other spurious found. 2. All results are PASS against Peak and Average limit line.												



Emission below 1GHz
WIFI 802.11ac VHT80 (LF @ 3m)

Table with 14 columns: WIFI Ant. 1, Note, Frequency (MHz), Level (dBµV/m), Over Limit (dB), Limit Line (dBµV/m), Read Level (dBµV), Antenna Factor (dB/m), Path Loss (dB), Preamp Factor (dB), Ant Pos (cm), Table Pos (deg), Peak Avg. (P/A), Pol. (H/V). Rows include frequency data for 802.11ac VHT80 LF and a Remark section.



Band 2 - 5250~5350MHz
WIFI 802.11a (Band Edge @ 3m)

WIFI Ant. 2	Note	Frequency (MHz)	Level (dBμV/m)	Over Limit (dB)	Limit Line (dBμV/m)	Read Level (dBμV)	Antenna Factor (dB/m)	Path Loss (dB)	Preamp Factor (dB)	Ant Pos (cm)	Table Pos (deg)	Peak Avg. (P/A)	Pol. (H/V)
802.11a CH 52 5260MHz		5002.04	51.33	-22.67	74	41.07	31.8	7.99	29.53	100	227	P	H
		5102.68	44.01	-9.99	54	33.53	31.92	8.1	29.54	100	227	A	H
	*	5260	106.26	-	-	95.44	32.12	8.26	29.56	100	227	P	H
	*	5260	98.77	-	-	87.95	32.12	8.26	29.56	100	227	A	H
		5424.24	52.47	-21.53	74	41.39	32.3	8.36	29.58	100	227	P	H
		5421.12	45.3	-8.7	54	34.22	32.3	8.36	29.58	100	227	A	H
		5038.76	51.77	-22.23	74	41.4	31.86	8.04	29.53	393	37	P	V
		5105.74	43.23	-10.77	54	32.73	31.94	8.1	29.54	393	37	A	V
	*	5260	102.54	-	-	91.72	32.12	8.26	29.56	393	37	P	V
	*	5260	95.13	-	-	84.31	32.12	8.26	29.56	393	37	A	V
		5427.6	50.62	-23.38	74	39.54	32.3	8.36	29.58	393	37	P	V
		5414.16	43.57	-10.43	54	32.49	32.3	8.36	29.58	393	37	A	V
802.11a CH 60 5300MHz		5141.44	52.45	-21.55	74	41.87	31.98	8.15	29.55	100	227	P	H
		5137.7	44.06	-9.94	54	33.5	31.96	8.15	29.55	100	227	A	H
	*	5300	105.91	-	-	95.05	32.16	8.27	29.57	100	227	P	H
	*	5300	98.29	-	-	87.43	32.16	8.27	29.57	100	227	A	H
		5459.04	54.65	-19.35	74	43.44	32.34	8.46	29.59	100	227	P	H
		5458.8	45.24	-8.76	54	34.03	32.34	8.46	29.59	100	227	A	H
		5063.24	50.68	-23.32	74	40.28	31.88	8.06	29.54	388	38	P	V
		5137.02	43.23	-10.77	54	32.67	31.96	8.15	29.55	388	38	A	V
	*	5300	102.43	-	-	91.57	32.16	8.27	29.57	388	38	P	V
	*	5300	94.78	-	-	83.92	32.16	8.27	29.57	388	38	A	V
		5455.44	50.98	-23.02	74	39.77	32.34	8.46	29.59	388	38	P	V
		5458.08	43.39	-10.61	54	32.18	32.34	8.46	29.59	388	38	A	V



802.11a CH 64 5320MHz	*	5320	105.89	-	-	95	32.18	8.28	29.57	104	221	P	H
	*	5320	98.47	-	-	87.58	32.18	8.28	29.57	104	221	A	H
		5370.56	52.18	-21.82	74	41.21	32.24	8.3	29.57	104	221	P	H
		5350.24	44.37	-9.63	54	33.43	32.22	8.29	29.57	104	221	A	H
	*	5320	102.55	-	-	91.66	32.18	8.28	29.57	383	36	P	V
	*	5320	94.9	-	-	84.01	32.18	8.28	29.57	383	36	A	V
		5432.32	51.43	-22.57	74	40.28	32.32	8.41	29.58	383	36	P	V
		5352.64	42.23	-11.77	54	31.29	32.22	8.29	29.57	383	36	A	V
Remark	1. No other spurious found. 2. All results are PASS against Peak and Average limit line.												

Band 2 5250~5350MHz

WIFI 802.11a (Harmonic @ 3m)

WIFI Ant.	Note	Frequency (MHz)	Level (dBμV/m)	Over Limit (dB)	Limit Line (dBμV/m)	Read Level (dBμV)	Antenna Factor (dB/m)	Path Loss (dB)	Preamp Factor (dB)	Ant Pos (cm)	Table Pos (deg)	Peak Avg. (P/A)	Pol. (H/V)
802.11a CH 52 5260MHz		10520	47.99	-20.21	68.2	53.07	39.52	12.39	56.99	100	0	P	H
		15780	44.12	-29.88	74	48.06	37.68	14.71	56.33	100	0	P	H
		10520	47.38	-20.82	68.2	52.46	39.52	12.39	56.99	100	0	P	V
		15780	45.27	-28.73	74	49.21	37.68	14.71	56.33	100	0	P	V
802.11a CH 60 5300MHz		10600	46.4	-27.6	74	51.29	39.62	12.41	56.92	100	0	P	H
		15900	44.65	-29.35	74	48.77	37.37	14.77	56.26	100	0	P	H
		10600	47.03	-26.97	74	51.92	39.62	12.41	56.92	100	0	P	V
		15900	44.67	-29.33	74	48.79	37.37	14.77	56.26	100	0	P	V
802.11a CH 64 5320MHz		10640	46.47	-27.53	74	51.28	39.67	12.41	56.89	100	0	P	H
		15960	46.15	-27.85	74	50.4	37.19	14.78	56.22	100	0	P	H
		10640	46.97	-27.03	74	51.78	39.67	12.41	56.89	100	0	P	V
		15960	45	-29	74	49.25	37.19	14.78	56.22	100	0	P	V
Remark	1. No other spurious found. 2. All results are PASS against Peak and Average limit line.												



Band 2 5250~5350MHz

WIFI 802.11n HT20 (Band Edge @ 3m)

WIFI Ant. 2	Note	Frequency (MHz)	Level (dBμV/m)	Over Limit (dB)	Limit Line (dBμV/m)	Read Level (dBμV)	Antenna Factor (dB/m)	Path Loss (dB)	Preamp Factor (dB)	Ant Pos (cm)	Table Pos (deg)	Peak Avg. (P/A)	Pol. (H/V)
802.11n HT20 CH 52 5260MHz		5042.5	51.28	-22.72	74	40.92	31.86	8.04	29.54	100	220	P	H
		5103.02	43.79	-10.21	54	33.31	31.92	8.1	29.54	100	220	A	H
	*	5260	106.24	-	-	95.42	32.12	8.26	29.56	100	220	P	H
	*	5260	98.71	-	-	87.89	32.12	8.26	29.56	100	220	A	H
		5417.76	53.26	-20.74	74	42.18	32.3	8.36	29.58	100	220	P	H
		5422.8	45.77	-8.23	54	34.69	32.3	8.36	29.58	100	220	A	H
		5116.62	51.41	-22.59	74	40.88	31.94	8.13	29.54	394	36	P	V
		5105.4	43.42	-10.58	54	32.94	31.92	8.1	29.54	394	36	A	V
	*	5260	102.57	-	-	91.75	32.12	8.26	29.56	394	36	P	V
	*	5260	94.99	-	-	84.17	32.12	8.26	29.56	394	36	A	V
		5421.36	51.26	-22.74	74	40.18	32.3	8.36	29.58	394	36	P	V
		5412.48	43.26	-10.74	54	32.18	32.3	8.36	29.58	394	36	A	V
802.11n HT20 CH 60 5300MHz		5135.32	51.71	-22.29	74	41.15	31.96	8.15	29.55	100	220	P	H
		5146.88	44.1	-9.9	54	33.5	31.98	8.17	29.55	100	220	A	H
	*	5300	106.47	-	-	95.61	32.16	8.27	29.57	100	220	P	H
	*	5300	98.18	-	-	87.32	32.16	8.27	29.57	100	220	A	H
		5456.4	53.52	-20.48	74	42.31	32.34	8.46	29.59	100	220	P	H
		5458.56	44.96	-9.04	54	33.75	32.34	8.46	29.59	100	220	A	H
		5133.28	52.04	-21.96	74	41.48	31.96	8.15	29.55	386	38	P	V
		5143.48	43.08	-10.92	54	32.48	31.98	8.17	29.55	386	38	A	V
	*	5300	102.75	-	-	91.89	32.16	8.27	29.57	386	38	P	V
	*	5300	94.72	-	-	83.86	32.16	8.27	29.57	386	38	A	V
		5454.24	53.24	-20.76	74	42.03	32.34	8.46	29.59	386	38	P	V
		5457.12	43.55	-10.45	54	32.34	32.34	8.46	29.59	386	38	A	V



802.11n HT20 CH 64 5320MHz	*	5320	105.5	-	-	94.61	32.18	8.28	29.57	104	220	P	H
	*	5320	98.18	-	-	87.29	32.18	8.28	29.57	104	220	A	H
		5357.12	53.16	-20.84	74	42.22	32.22	8.29	29.57	104	220	P	H
		5350.56	44.16	-9.84	54	33.22	32.22	8.29	29.57	104	220	A	H
	*	5320	101.81	-	-	90.92	32.18	8.28	29.57	383	37	P	V
	*	5320	94.39	-	-	83.5	32.18	8.28	29.57	383	37	A	V
		5440.96	50.96	-23.04	74	39.81	32.32	8.41	29.58	383	37	P	V
		5453.92	42.02	-11.98	54	30.81	32.34	8.46	29.59	383	37	A	V
Remark	1. No other spurious found. 2. All results are PASS against Peak and Average limit line.												

Band 2 5250~5350MHz
WIFI 802.11n HT20 (Harmonic @ 3m)

WIFI Ant.	Note	Frequency (MHz)	Level (dBμV/m)	Over Limit (dB)	Limit Line (dBμV/m)	Read Level (dBμV)	Antenna Factor (dB/m)	Path Loss (dB)	Preamp Factor (dB)	Ant Pos (cm)	Table Pos (deg)	Peak Avg. (P/A)	Pol. (H/V)
802.11n HT20 CH 52		10520	46.94	-21.26	68.2	52.02	39.52	12.39	56.99	100	0	P	H
		15780	45.06	-28.94	74	49	37.68	14.71	56.33	100	0	P	H
5260MHz		10520	47.86	-20.34	68.2	52.94	39.52	12.39	56.99	100	0	P	V
		15780	45.02	-28.98	74	48.96	37.68	14.71	56.33	100	0	P	V
802.11n HT20 CH 60		10600	48.56	-25.44	74	53.45	39.62	12.41	56.92	100	0	P	H
		15900	45.65	-28.35	74	49.77	37.37	14.77	56.26	100	0	P	H
		10600	47.2	-26.8	74	52.09	39.62	12.41	56.92	100	0	P	V
		15900	45.38	-28.62	74	49.5	37.37	14.77	56.26	100	0	P	V
802.11n HT20 CH 64		10640	47.22	-26.78	74	52.03	39.67	12.41	56.89	100	0	P	H
		15960	45.68	-28.32	74	49.93	37.19	14.78	56.22	100	0	P	H
		10640	46.82	-27.18	74	51.63	39.67	12.41	56.89	100	0	P	V
		15965	44.35	-29.65	74	48.59	37.19	14.79	56.22	100	0	P	V
Remark	1. No other spurious found. 2. All results are PASS against Peak and Average limit line.												



Band 2 5250~5350MHz

WIFI 802.11n HT40 (Band Edge @ 3m)

WIFI Ant. 2	Note	Frequency (MHz)	Level (dBμV/m)	Over Limit (dB)	Limit Line (dBμV/m)	Read Level (dBμV)	Antenna Factor (dB/m)	Path Loss (dB)	Preamp Factor (dB)	Ant Pos (cm)	Table Pos (deg)	Peak Avg. (P/A)	Pol. (H/V)
802.11n HT40 CH 54 5270MHz		5108.8	51.55	-22.45	74	41.02	31.94	8.13	29.54	100	220	P	H
		5097.24	43.75	-10.25	54	33.27	31.92	8.1	29.54	100	220	A	H
	*	5270	103.22	-	-	92.39	32.12	8.27	29.56	100	220	P	H
	*	5270	96.25	-	-	85.42	32.12	8.27	29.56	100	220	A	H
		5437.44	52.45	-21.55	74	41.3	32.32	8.41	29.58	100	220	P	H
		5428.32	45.03	-8.97	54	33.95	32.3	8.36	29.58	100	220	A	H
		5042.5	50.96	-23.04	74	40.6	31.86	8.04	29.54	391	38	P	V
		5122.4	43.7	-10.3	54	33.18	31.94	8.13	29.55	391	38	A	V
	*	5270	99.61	-	-	88.78	32.12	8.27	29.56	391	38	P	V
	*	5270	92.78	-	-	81.95	32.12	8.27	29.56	391	38	A	V
		5428.32	50.92	-23.08	74	39.84	32.3	8.36	29.58	391	38	P	V
		5433.84	43.37	-10.63	54	32.22	32.32	8.41	29.58	391	38	A	V
802.11n HT40 CH 62 5310MHz		5121.04	51.32	-22.68	74	40.8	31.94	8.13	29.55	100	225	P	H
		5134.3	44.3	-9.7	54	33.74	31.96	8.15	29.55	100	225	A	H
	*	5310	103.82	-	-	92.93	32.18	8.28	29.57	100	225	P	H
	*	5310	96.35	-	-	85.46	32.18	8.28	29.57	100	225	A	H
		5355.36	58.02	-15.98	74	47.08	32.22	8.29	29.57	100	225	P	H
		5354.16	48.56	-5.44	54	37.62	32.22	8.29	29.57	100	225	A	H
		5078.2	52.44	-21.56	74	42	31.9	8.08	29.54	384	37	P	V
		5132.6	43.72	-10.28	54	33.16	31.96	8.15	29.55	384	37	A	V
	*	5310	100.56	-	-	89.67	32.18	8.28	29.57	384	37	P	V
	*	5310	92.66	-	-	81.77	32.18	8.28	29.57	384	37	A	V
		5354.64	53.32	-20.68	74	42.38	32.22	8.29	29.57	384	37	P	V
		5354.64	45.26	-8.74	54	34.32	32.22	8.29	29.57	384	37	A	V
Remark	1. No other spurious found. 2. All results are PASS against Peak and Average limit line.												



Band 2 5250~5350MHz

WIFI 802.11n HT40 (Harmonic @ 3m)

WIFI Ant. 2	Note	Frequency (MHz)	Level (dBμV/m)	Over Limit (dB)	Limit Line (dBμV/m)	Read Level (dBμV)	Antenna Factor (dB/m)	Path Loss (dB)	Preamp Factor (dB)	Ant Pos (cm)	Table Pos (deg)	Peak Avg. (P/A)	Pol. (H/V)
802.11n		10540	47.1	-21.1	68.2	52.14	39.54	12.39	56.97	100	0	P	H
HT40		15810	45.51	-28.49	74	49.5	37.59	14.73	56.31	100	0	P	H
CH 54		10540	46.88	-21.32	68.2	51.92	39.54	12.39	56.97	100	0	P	V
5270MHz		15810	46.11	-27.89	74	50.1	37.59	14.73	56.31	100	0	P	V
802.11n		10620	47.82	-26.18	74	52.67	39.64	12.41	56.9	100	0	P	H
HT40		15930	45.46	-28.54	74	49.64	37.28	14.78	56.24	100	0	P	H
CH 62		10620	47.68	-26.32	74	52.53	39.64	12.41	56.9	100	0	P	V
5310MHz		15930	45.34	-28.66	74	49.52	37.28	14.78	56.24	100	0	P	V
Remark	1. No other spurious found. 2. All results are PASS against Peak and Average limit line.												



Band 2 5250~5350MHz

WIFI 802.11ac VHT80 (Band Edge @ 3m)

WIFI Ant. 2	Note	Frequency (MHz)	Level (dBμV/m)	Over Limit (dB)	Limit Line (dBμV/m)	Read Level (dBμV)	Antenna Factor (dB/m)	Path Loss (dB)	Preamp Factor (dB)	Ant Pos (cm)	Table Pos (deg)	Peak Avg. (P/A)	Pol. (H/V)
802.11ac VHT80 CH 58 5290MHz		5139.06	52.5	-21.5	74	41.94	31.96	8.15	29.55	112	194	P	H
		5149.94	46.83	-7.17	54	36.23	31.98	8.17	29.55	112	194	A	H
	*	5290	100	-	-	89.15	32.14	8.27	29.56	112	194	P	H
	*	5290	93.26	-	-	82.41	32.14	8.27	29.56	112	194	A	H
		5363.52	56.16	-17.84	74	45.19	32.24	8.3	29.57	112	194	P	H
		5387.52	50.45	-3.55	54	39.47	32.26	8.3	29.58	112	194	P	H
		5066.3	51.34	-22.66	74	40.94	31.88	8.06	29.54	386	81	P	V
		5096.22	45.56	-8.44	54	35.08	31.92	8.1	29.54	386	81	A	V
	*	5290	96.92	-	-	86.07	32.14	8.27	29.56	386	81	P	V
	*	5290	89.81	-	-	78.96	32.14	8.27	29.56	386	81	A	V
		5391.12	52.83	-21.17	74	41.85	32.26	8.3	29.58	386	81	P	V
		5387.52	47.24	-6.76	54	36.26	32.26	8.3	29.58	386	81	A	V
Remark	1. No other spurious found. 2. All results are PASS against Peak and Average limit line.												

Band 2 5250~5350MHz

WIFI 802.11ac VHT80 (Harmonic @ 3m)

WIFI Ant. 2	Note	Frequency (MHz)	Level (dBμV/m)	Over Limit (dB)	Limit Line (dBμV/m)	Read Level (dBμV)	Antenna Factor (dB/m)	Path Loss (dB)	Preamp Factor (dB)	Ant Pos (cm)	Table Pos (deg)	Peak Avg. (P/A)	Pol. (H/V)
802.11ac VHT80 CH 58 5290MHz		10580	46.86	-21.34	68.2	51.79	39.6	12.4	56.93	100	0	P	H
		15870	45.05	-28.95	74	49.16	37.41	14.75	56.27	100	0	P	H
		10580	48.21	-19.99	68.2	53.14	39.6	12.4	56.93	100	0	P	V
		15870	45.57	-28.43	74	49.68	37.41	14.75	56.27	100	0	P	V
Remark	1. No other spurious found. 2. All results are PASS against Peak and Average limit line.												



Band 3 - 5470~5725MHz
WIFI 802.11a (Band Edge @ 3m)

WIFI Ant. 2	Note	Frequency (MHz)	Level (dBμV/m)	Over Limit (dB)	Limit Line (dBμV/m)	Read Level (dBμV)	Antenna Factor (dB/m)	Path Loss (dB)	Preamp Factor (dB)	Ant Pos (cm)	Table Pos (deg)	Peak Avg. (P/A)	Pol. (H/V)
802.11a CH 100 5500MHz		5457.84	52.57	-21.43	74	41.36	32.34	8.46	29.59	100	214	P	H
		5467.92	52.04	-16.16	68.2	40.76	32.36	8.51	29.59	100	214	P	H
		5459.28	44.01	-9.99	54	32.8	32.34	8.46	29.59	100	214	A	H
	*	5500	105.28	-	-	93.91	32.4	8.56	29.59	100	214	P	H
	*	5500	97.79	-	-	86.42	32.4	8.56	29.59	100	214	A	H
		5418.96	50.48	-23.52	74	39.4	32.3	8.36	29.58	396	38	P	V
		5466.32	52.36	-15.84	68.2	41.08	32.36	8.51	29.59	396	38	P	V
		5459.76	42.28	-11.72	54	31.07	32.34	8.46	29.59	396	38	A	V
	*	5506	101.07	-	-	89.67	32.4	8.6	29.6	396	38	P	V
	*	5506	93.78	-	-	82.38	32.4	8.6	29.6	396	38	A	V
802.11a CH 116 5580MHz		5416	53.84	-20.16	74	42.76	32.3	8.36	29.58	135	210	P	H
		5461.36	51.18	-17.02	68.2	39.97	32.34	8.46	29.59	135	210	P	H
		5423.92	44.64	-9.36	54	33.56	32.3	8.36	29.58	135	210	A	H
	*	5580	106.84	-	-	95.2	32.47	8.8	29.63	135	210	P	H
	*	5580	99.25	-	-	87.61	32.47	8.8	29.63	135	210	A	H
		5738.855	52.28	-15.92	68.2	40.52	32.64	8.81	29.69	135	210	P	H
		5425.84	51.35	-22.65	74	40.27	32.3	8.36	29.58	399	295	P	V
		5462.8	51.4	-16.8	68.2	40.17	32.36	8.46	29.59	399	295	P	V
		5424.64	42.82	-11.18	54	31.74	32.3	8.36	29.58	399	295	A	V
	*	5580	102.2	-	-	90.56	32.47	8.8	29.63	399	295	P	V
	*	5580	94.65	-	-	83.01	32.47	8.8	29.63	399	295	A	V
	5738.54	53.31	-14.89	68.2	41.55	32.64	8.81	29.69	399	295	P	V	



802.11a CH 140 5700MHz	*	5700	107.79	-	-	96.05	32.59	8.82	29.67	100	207	P	H
	*	5700	100.22	-	-	88.48	32.59	8.82	29.67	100	207	A	H
		5726.76	56.71	-11.49	68.2	44.95	32.62	8.82	29.68	100	207	P	H
	*	5700	102.86	-	-	91.12	32.59	8.82	29.67	400	293	P	V
	*	5700	95.22	-	-	83.48	32.59	8.82	29.67	400	293	A	V
		5740.12	53.9	-14.3	68.2	42.14	32.64	8.81	29.69	400	293	P	V
Remark	1. No other spurious found. 2. All results are PASS against Peak and Average limit line.												

Band 3 - 5470~5725MHz

WIFI 802.11a (Harmonic @ 3m)

WIFI Ant. 2	Note	Frequency (MHz)	Level (dBμV/m)	Over Limit (dB)	Limit Line (dBμV/m)	Read Level (dBμV)	Antenna Factor (dB/m)	Path Loss (dB)	Preamp Factor (dB)	Ant Pos (cm)	Table Pos (deg)	Peak Avg. (P/A)	Pol. (H/V)
802.11a CH 100 5500MHz		11000	48.74	-25.26	74	52.73	40.1	12.51	56.6	100	0	P	H
		16500	46.55	-21.65	68.2	49.03	38.3	14.92	55.7	100	0	P	H
		11000	47.79	-26.21	74	51.78	40.1	12.51	56.6	100	0	P	V
		16500	46.74	-21.46	68.2	49.22	38.3	14.92	55.7	100	0	P	V
802.11a CH 116 5580MHz		11160	48.34	-25.66	74	52.25	40.03	12.59	56.53	100	0	P	H
		16740	47.52	-20.68	68.2	49.24	39.12	14.96	55.8	100	0	P	H
		11160	49.16	-24.84	74	53.07	40.03	12.59	56.53	100	0	P	V
		16740	46.73	-21.47	68.2	48.45	39.12	14.96	55.8	100	0	P	V
802.11a CH 140 5700MHz		11400	47.66	-26.34	74	51.44	39.94	12.72	56.44	100	0	P	H
		17100	48.81	-19.39	68.2	49.57	40.24	15.06	56.06	100	0	P	H
		11400	48.09	-25.91	74	51.87	39.94	12.72	56.44	100	0	P	V
		17100	48.23	-19.97	68.2	48.99	40.24	15.06	56.06	100	0	P	V
Remark	1. No other spurious found. 2. All results are PASS against Peak and Average limit line.												



Band 3 - 5470~5725MHz

WIFI 802.11n HT20 (Band Edge @ 3m)

WIFI Ant. 2	Note	Frequency (MHz)	Level (dBμV/m)	Over Limit (dB)	Limit Line (dBμV/m)	Read Level (dBμV)	Antenna Factor (dB/m)	Path Loss (dB)	Preamp Factor (dB)	Ant Pos (cm)	Table Pos (deg)	Peak Avg. (P/A)	Pol. (H/V)
802.11n HT20 CH 100 5500MHz		5445.2	54.06	-19.94	74	42.91	32.32	8.41	29.58	100	213	P	H
		5467.76	55.27	-12.93	68.2	43.99	32.36	8.51	29.59	100	213	P	H
		5458.8	44.46	-9.54	54	33.25	32.34	8.46	29.59	100	213	A	H
	*	5500	106.03	-	-	94.66	32.4	8.56	29.59	100	213	P	H
	*	5500	98.46	-	-	87.09	32.4	8.56	29.59	100	213	A	H
		5458.64	52.88	-21.12	74	41.67	32.34	8.46	29.59	397	37	P	V
		5461.52	53.23	-14.97	68.2	42.02	32.34	8.46	29.59	397	37	P	V
		5459.92	42.65	-11.35	54	31.44	32.34	8.46	29.59	397	37	A	V
	*	5500	102.24	-	-	90.87	32.4	8.56	29.59	397	37	P	V
	*	5500	94.16	-	-	82.79	32.4	8.56	29.59	397	37	A	V
802.11n HT20 CH 116 5580MHz		5415.76	53.38	-20.62	74	42.3	32.3	8.36	29.58	100	211	P	H
		5460.4	51.47	-16.73	68.2	40.26	32.34	8.46	29.59	100	211	P	H
		5415.76	44.78	-9.22	54	33.7	32.3	8.36	29.58	100	211	A	H
	*	5580	106.48	-	-	94.84	32.47	8.8	29.63	100	211	P	H
	*	5580	98.82	-	-	87.18	32.47	8.8	29.63	100	211	A	H
		5742.32	53.02	-15.18	68.2	41.26	32.64	8.81	29.69	100	211	P	H
		5422.48	52.42	-21.58	74	41.34	32.3	8.36	29.58	399	296	P	V
		5461.36	52.1	-16.1	68.2	40.89	32.34	8.46	29.59	399	296	P	V
		5421.52	42.55	-11.45	54	31.47	32.3	8.36	29.58	399	296	A	V
	*	5580	101.9	-	-	90.26	32.47	8.8	29.63	399	296	P	V
*	5580	94.7	-	-	83.06	32.47	8.8	29.63	399	296	A	V	
		5739.17	51.63	-16.57	68.2	39.87	32.64	8.81	29.69	399	296	P	V



802.11n HT20 CH 140 5700MHz	*	5700	107.47	-	-	95.73	32.59	8.82	29.67	100	235	P	H
	*	5700	99.63	-	-	87.89	32.59	8.82	29.67	100	235	A	H
		5732.28	54.68	-13.52	68.2	42.93	32.62	8.82	29.69	100	235	P	H
	*	5700	102.51	-	-	90.77	32.59	8.82	29.67	400	298	P	V
	*	5700	95.02	-	-	83.28	32.59	8.82	29.67	400	298	A	V
		5735.48	54.91	-13.29	68.2	43.15	32.64	8.81	29.69	400	298	P	V
Remark	1. No other spurious found. 2. All results are PASS against Peak and Average limit line.												

Band 3 - 5470~5725MHz
WIFI 802.11n HT20 (Harmonic @ 3m)

WIFI Ant. 2	Note	Frequency (MHz)	Level (dBμV/m)	Over Limit (dB)	Limit Line (dBμV/m)	Read Level (dBμV)	Antenna Factor (dB/m)	Path Loss (dB)	Preamp Factor (dB)	Ant Pos (cm)	Table Pos (deg)	Peak Avg. (P/A)	Pol. (H/V)
802.11n HT20 CH 100 5500MHz		11000	48.67	-25.33	74	52.66	40.1	12.51	56.6	100	0	P	H
		16500	45.83	-22.37	68.2	48.31	38.3	14.92	55.7	100	0	P	H
802.11n HT20 CH 116 5580MHz		11000	48.84	-25.16	74	52.83	40.1	12.51	56.6	100	0	P	V
		16500	46.14	-22.06	68.2	48.62	38.3	14.92	55.7	100	0	P	V
802.11n HT20 CH 140 5700MHz		11160	48.41	-25.59	74	52.32	40.03	12.59	56.53	100	0	P	H
		16740	47.12	-21.08	68.2	48.84	39.12	14.96	55.8	100	0	P	H
802.11n HT20 CH 140 5700MHz		11160	47.78	-26.22	74	51.69	40.03	12.59	56.53	100	0	P	V
		16740	47.23	-20.97	68.2	48.95	39.12	14.96	55.8	100	0	P	V
802.11n HT20 CH 140 5700MHz		11400	48.04	-25.96	74	51.82	39.94	12.72	56.44	100	0	P	H
		17100	49.44	-18.76	68.2	50.2	40.24	15.06	56.06	100	0	P	H
802.11n HT20 CH 140 5700MHz		11400	48.94	-25.06	74	52.72	39.94	12.72	56.44	100	0	P	V
		17100	48.71	-19.49	68.2	49.47	40.24	15.06	56.06	100	0	P	V
Remark	1. No other spurious found. 2. All results are PASS against Peak and Average limit line.												



Band 3 - 5470~5725MHz

WIFI 802.11n HT40 (Band Edge @ 3m)

WIFI Ant. 2	Note	Frequency (MHz)	Level (dBμV/m)	Over Limit (dB)	Limit Line (dBμV/m)	Read Level (dBμV)	Antenna Factor (dB/m)	Path Loss (dB)	Preamp Factor (dB)	Ant Pos (cm)	Table Pos (deg)	Peak Avg. (P/A)	Pol. (H/V)
802.11n HT40 CH 102 5510MHz		5459.68	56.25	-17.75	74	45.04	32.34	8.46	29.59	100	211	P	H
		5468.56	61.47	-6.73	68.2	50.19	32.36	8.51	29.59	100	211	P	H
		5459.92	48.37	-5.63	54	37.16	32.34	8.46	29.59	100	211	A	H
	*	5510	103.05	-	-	91.65	32.4	8.6	29.6	100	211	P	H
	*	5510	95.59	-	-	84.19	32.4	8.6	29.6	100	211	A	H
		5752.4	51.27	-16.93	68.2	39.49	32.66	8.81	29.69	100	211	P	H
		5459.44	52.73	-21.27	74	41.52	32.34	8.46	29.59	396	38	P	V
		5466.64	55.98	-12.22	68.2	44.7	32.36	8.51	29.59	396	38	P	V
		5459.68	44.26	-9.74	54	33.05	32.34	8.46	29.59	396	38	A	V
	*	5510	99.44	-	-	88.04	32.4	8.6	29.6	396	38	P	V
	*	5510	91.96	-	-	80.56	32.4	8.6	29.6	396	38	A	V
		5759.96	52.18	-16.02	68.2	40.42	32.66	8.81	29.71	396	38	P	V
802.11n HT40 CH 110 5550MHz		5401.36	53.94	-20.06	74	42.93	32.28	8.31	29.58	100	211	P	H
		5461.6	52.45	-15.75	68.2	41.24	32.34	8.46	29.59	100	211	P	H
		5401.36	43.65	-10.35	54	32.64	32.28	8.31	29.58	100	211	A	H
	*	5550	103.89	-	-	92.35	32.45	8.7	29.61	100	211	P	H
	*	5550	96.39	-	-	84.85	32.45	8.7	29.61	100	211	A	H
		5739.485	51.76	-16.44	68.2	40	32.64	8.81	29.69	100	211	P	H
		5408.56	51.81	-22.19	74	40.8	32.28	8.31	29.58	400	295	P	V
		5468.56	50.76	-17.44	68.2	39.48	32.36	8.51	29.59	400	295	P	V
		5452.96	42.71	-11.29	54	31.5	32.34	8.46	29.59	400	295	A	V
	*	5550	98.14	-	-	86.6	32.45	8.7	29.61	400	295	P	V
	*	5550	90.58	-	-	79.04	32.45	8.7	29.61	400	295	A	V
		5764.37	51.04	-17.16	68.2	39.28	32.66	8.81	29.71	400	295	P	V



802.11n HT40 CH 134 5670MHz		5388.5	51.95	-22.05	74	40.97	32.26	8.3	29.58	100	209	P	H
		5465.15	51.32	-16.88	68.2	40.09	32.36	8.46	29.59	100	209	P	H
		5436.1	42.82	-11.18	54	31.67	32.32	8.41	29.58	100	209	A	H
	*	5670	104.21	-	-	92.47	32.57	8.83	29.66	100	209	P	H
	*	5670	96.94	-	-	85.2	32.57	8.83	29.66	100	209	A	H
		5729.405	52.97	-15.23	68.2	41.21	32.62	8.82	29.68	100	209	P	H
		5410.55	51.22	-22.78	74	40.21	32.28	8.31	29.58	400	252	P	V
		5460.95	50.13	-18.07	68.2	38.92	32.34	8.46	29.59	400	252	P	V
		5452.2	42.8	-11.2	54	31.59	32.34	8.46	29.59	400	252	A	V
	*	5670	98.09	-	-	86.35	32.57	8.83	29.66	400	252	P	V
	*	5670	90.89	-	-	79.15	32.57	8.83	29.66	400	252	A	V
		5738.855	51.7	-16.5	68.2	39.94	32.64	8.81	29.69	400	252	P	V
Remark	1. No other spurious found. 2. All results are PASS against Peak and Average limit line.												

Band 3 - 5470~5725MHz
WIFI 802.11n HT40 (Harmonic @ 3m)

WIFI Ant.	Note	Frequency (MHz)	Level (dBμV/m)	Over Limit (dB)	Limit Line (dBμV/m)	Read Level (dBμV)	Antenna Factor (dB/m)	Path Loss (dB)	Preamp Factor (dB)	Ant Pos (cm)	Table Pos (deg)	Peak Avg. (P/A)	Pol. (H/V)
802.11n		11020	47.95	-26.05	74	51.92	40.09	12.53	56.59	100	0	P	H
HT40		16530	45.92	-22.28	68.2	48.29	38.42	14.92	55.71	100	0	P	H
CH 102		11020	48.8	-25.2	74	52.77	40.09	12.53	56.59	100	0	P	V
5510MHz		16530	46.87	-21.33	68.2	49.24	38.42	14.92	55.71	100	0	P	V
802.11n		11100	47.84	-26.16	74	51.78	40.06	12.56	56.56	100	0	P	H
HT40		16650	45.91	-22.29	68.2	47.89	38.83	14.95	55.76	100	0	P	H
CH 110		11100	46.99	-27.01	74	50.93	40.06	12.56	56.56	100	0	P	V
5550MHz		16650	46.26	-21.94	68.2	48.24	38.83	14.95	55.76	100	0	P	V
802.11n		11340	47.32	-26.68	74	51.14	39.97	12.68	56.47	100	0	P	H
HT40		17010	48.79	-19.41	68.2	49.66	40.04	15.02	55.93	100	0	P	H
CH 134		11340	46.74	-27.26	74	50.56	39.97	12.68	56.47	100	0	P	V
5670MHz		17010	47.23	-20.97	68.2	48.1	40.04	15.02	55.93	100	0	P	V
Remark	1. No other spurious found. 2. All results are PASS against Peak and Average limit line.												



Band 3 - 5470~5725MHz

WIFI 802.11ac VHT80 (Band Edge @ 3m)

WIFI Ant. 2	Note	Frequency (MHz)	Level (dBμV/m)	Over Limit (dB)	Limit Line (dBμV/m)	Read Level (dBμV)	Antenna Factor (dB/m)	Path Loss (dB)	Preamp Factor (dB)	Ant Pos (cm)	Table Pos (deg)	Peak Avg. (P/A)	Pol. (H/V)
802.11ac VHT80 CH 106 5530MHz		5458.48	56.7	-17.3	74	45.49	32.34	8.46	29.59	100	197	P	H
		5462.8	57.27	-10.93	68.2	46.04	32.36	8.46	29.59	100	197	P	H
		5437.6	50.55	-3.45	54	39.4	32.32	8.41	29.58	100	197	A	H
	*	5530	99.88	-	-	88.42	32.42	8.65	29.61	100	197	P	H
	*	5530	92.58	-	-	81.12	32.42	8.65	29.61	100	197	A	H
		5730.98	51.44	-16.76	68.2	39.69	32.62	8.82	29.69	100	197	P	H
		5426.32	53.68	-20.32	74	42.6	32.3	8.36	29.58	376	27	P	V
		5466.88	54.71	-13.49	68.2	43.43	32.36	8.51	29.59	376	27	P	V
		5433.52	47.26	-6.74	54	36.11	32.32	8.41	29.58	376	27	A	V
	*	5530	98.07	-	-	86.61	32.42	8.65	29.61	376	27	P	V
	*	5530	90.58	-	-	79.12	32.42	8.65	29.61	376	27	A	V
		5732.24	52.04	-16.16	68.2	40.29	32.62	8.82	29.69	376	27	P	V
802.11ac VHT80 CH 122 5610MHz		5456.08	53.86	-20.14	74	42.65	32.34	8.46	29.59	105	233	P	H
		5461.84	53.72	-14.48	68.2	42.51	32.34	8.46	29.59	105	233	P	H
		5458.96	46.67	-7.33	54	35.46	32.34	8.46	29.59	105	233	A	H
	*	5610	100.94	-	-	89.23	32.5	8.85	29.64	105	233	P	H
	*	5610	93.08	-	-	81.37	32.5	8.85	29.64	105	233	A	H
		5738.855	54.43	-13.77	68.2	42.67	32.64	8.81	29.69	105	233	P	H
		5456.08	53.88	-20.12	74	42.67	32.34	8.46	29.59	400	58	P	V
		5469.04	52.5	-15.7	68.2	41.22	32.36	8.51	29.59	400	58	P	V
		5455.36	44.87	-9.13	54	33.66	32.34	8.46	29.59	400	58	A	V
	*	5610	96.77	-	-	85.06	32.5	8.85	29.64	400	58	P	V
	*	5610	89.41	-	-	77.7	32.5	8.85	29.64	400	58	A	V
		5738.225	51.57	-16.63	68.2	39.81	32.64	8.81	29.69	400	58	P	V
Remark	1. No other spurious found. 2. All results are PASS against Peak and Average limit line.												



Band 3 5470~5725MHz

WIFI 802.11ac VHT80 (Harmonic @ 3m)

WIFI Ant. 2	Note	Frequency (MHz)	Level (dBμV/m)	Over Limit (dB)	Limit Line (dBμV/m)	Read Level (dBμV)	Antenna Factor (dB/m)	Path Loss (dB)	Preamp Factor (dB)	Ant Pos (cm)	Table Pos (deg)	Peak Avg. (P/A)	Pol. (H/V)
802.11ac		11060	47.68	-26.32	74	51.63	40.07	12.55	56.57	100	0	P	H
VHT80		16590	46.24	-21.96	68.2	48.45	38.59	14.93	55.73	100	0	P	H
CH 106		11060	47.24	-26.76	74	51.19	40.07	12.55	56.57	100	0	P	V
5530MHz		16590	46.04	-22.16	68.2	48.25	38.59	14.93	55.73	100	0	P	V
802.11ac		11220	47.39	-26.61	74	51.26	40.01	12.63	56.51	100	0	P	H
VHT80		16830	46.66	-21.54	68.2	48.09	39.41	14.99	55.83	100	0	P	H
CH 122		11220	47.06	-26.94	74	50.93	40.01	12.63	56.51	100	0	P	V
5610MHz		16830	47.6	-20.6	68.2	49.03	39.41	14.99	55.83	100	0	P	V
Remark	1. No other spurious found. 2. All results are PASS against Peak and Average limit line.												



Band 3 - Straddle Channel
WIFI 802.11a (Band Edge @ 3m)

WIFI Ant. 2	Note	Frequency (MHz)	Level (dBμV/m)	Over Limit (dB)	Limit Line (dBμV/m)	Read Level (dBμV)	Antenna Factor (dB/m)	Path Loss (dB)	Preamp Factor (dB)	Ant Pos (cm)	Table Pos (deg)	Peak Avg. (P/A)	Pol. (H/V)
802.11a CH 144 5720MHz		5445.16	52.02	-21.98	74	40.87	32.32	8.41	29.58	100	234	P	H
		5467	50.37	-17.83	68.2	39.09	32.36	8.51	29.59	100	234	P	H
		5458.42	41.93	-12.07	54	30.72	32.34	8.46	29.59	100	234	A	H
	*	5720	106.88	-	-	95.12	32.62	8.82	29.68	100	234	P	H
	*	5720	99.31	-	-	87.55	32.62	8.82	29.68	100	234	A	H
		5883	52.03	-16.17	68.2	40.12	32.78	8.88	29.75	100	234	P	H
		5381.98	50.5	-23.5	74	39.52	32.26	8.3	29.58	379	34	P	V
		5468.56	50.1	-18.1	68.2	38.82	32.36	8.51	29.59	379	34	P	V
		5455.3	41.79	-12.21	54	30.58	32.34	8.46	29.59	379	34	A	V
	*	5720	102.12	-	-	90.36	32.62	8.82	29.68	379	34	P	V
	*	5720	94.68	-	-	82.92	32.62	8.82	29.68	379	34	A	V
		5910.5	51.81	-16.39	68.2	39.87	32.81	8.9	29.77	379	34	P	V
Remark	1. No other spurious found. 2. All results are PASS against Peak and Average limit line.												

Band 3 - Straddle Channel
WIFI 802.11a (Harmonic @ 3m)

WIFI Ant. 2	Note	Frequency (MHz)	Level (dBμV/m)	Over Limit (dB)	Limit Line (dBμV/m)	Read Level (dBμV)	Antenna Factor (dB/m)	Path Loss (dB)	Preamp Factor (dB)	Ant Pos (cm)	Table Pos (deg)	Peak Avg. (P/A)	Pol. (H/V)
802.11a CH 144 5720MHz		11440	47.61	-26.39	74	51.39	39.93	12.72	56.43	100	0	P	H
		17160	48.73	-19.47	68.2	49.43	40.4	15.07	56.17	100	0	P	H
		11440	48.98	-25.02	74	52.76	39.93	12.72	56.43	100	0	P	V
		17160	49.14	-19.06	68.2	49.84	40.4	15.07	56.17	100	0	P	V
Remark	1. No other spurious found. 2. All results are PASS against Peak and Average limit line.												



Band 3 - Straddle Channel
WIFI 802.11n HT20 (Band Edge @ 3m)

WIFI Ant. 2	Note	Frequency (MHz)	Level (dBµV/m)	Over Limit (dB)	Limit Line (dBµV/m)	Read Level (dBµV)	Antenna Factor (dB/m)	Path Loss (dB)	Preamp Factor (dB)	Ant Pos (cm)	Table Pos (deg)	Peak Avg. (P/A)	Pol. (H/V)
802.11n HT20 CH 144 5720MHz		5444.38	51.29	-22.71	74	40.14	32.32	8.41	29.58	100	236	P	H
		5467	49.56	-18.64	68.2	38.28	32.36	8.51	29.59	100	236	P	H
		5459.2	42.1	-11.9	54	30.89	32.34	8.46	29.59	100	236	A	H
	*	5720	107.03	-	-	95.27	32.62	8.82	29.68	100	236	P	H
	*	5720	99.04	-	-	87.28	32.62	8.82	29.68	100	236	A	H
		5875.5	52.8	-15.4	68.2	40.9	32.78	8.87	29.75	100	236	P	H
		5437.75	50.39	-23.61	74	39.24	32.32	8.41	29.58	380	34	P	V
		5460.76	49.77	-18.43	68.2	38.56	32.34	8.46	29.59	380	34	P	V
		5457.64	41.84	-12.16	54	30.63	32.34	8.46	29.59	380	34	A	V
	*	5720	102.66	-	-	90.9	32.62	8.82	29.68	380	34	P	V
	*	5720	94.17	-	-	82.41	32.62	8.82	29.68	380	34	A	V
		5877	51.14	-17.06	68.2	39.24	32.78	8.87	29.75	380	34	P	V
Remark	1. No other spurious found. 2. All results are PASS against Peak and Average limit line.												

Band 3 - Straddle Channel
WIFI 802.11n HT20 (Harmonic @ 3m)

WIFI Ant. 2	Note	Frequency (MHz)	Level (dBµV/m)	Over Limit (dB)	Limit Line (dBµV/m)	Read Level (dBµV)	Antenna Factor (dB/m)	Path Loss (dB)	Preamp Factor (dB)	Ant Pos (cm)	Table Pos (deg)	Peak Avg. (P/A)	Pol. (H/V)
802.11n HT20 CH 144 5720MHz		11440	47.85	-26.15	74	51.63	39.93	12.72	56.43	100	0	P	H
		17160	48.97	-19.23	68.2	49.67	40.4	15.07	56.17	100	0	P	H
		11440	47.44	-26.56	74	51.22	39.93	12.72	56.43	100	0	P	V
		17160	49.9	-18.3	68.2	50.6	40.4	15.07	56.17	100	0	P	V
Remark	1. No other spurious found. 2. All results are PASS against Peak and Average limit line.												



Band 3 - Straddle Channel
WIFI 802.11n HT40 (Band Edge @ 3m)

WIFI Ant. 2	Note	Frequency (MHz)	Level (dBµV/m)	Over Limit (dB)	Limit Line (dBµV/m)	Read Level (dBµV)	Antenna Factor (dB/m)	Path Loss (dB)	Preamp Factor (dB)	Ant Pos (cm)	Table Pos (deg)	Peak Avg. (P/A)	Pol. (H/V)
802.11n HT40 CH 142 5710MHz		5435.02	50.95	-23.05	74	39.8	32.32	8.41	29.58	100	213	P	H
		5466.61	50.45	-17.75	68.2	39.17	32.36	8.51	29.59	100	213	P	H
		5454.91	42.97	-11.03	54	31.76	32.34	8.46	29.59	100	213	A	H
	*	5710	104.59	-	-	92.84	32.61	8.82	29.68	100	213	P	H
	*	5710	97.15	-	-	85.4	32.61	8.82	29.68	100	213	A	H
		5861.75	52.53	-15.67	68.2	40.65	32.76	8.87	29.75	100	213	P	H
		5440.09	50.37	-23.63	74	39.22	32.32	8.41	29.58	400	36	P	V
		5462.32	48.82	-19.38	68.2	37.61	32.34	8.46	29.59	400	36	P	V
		5458.42	42.5	-11.5	54	31.29	32.34	8.46	29.59	400	36	A	V
	*	5710	98.79	-	-	87.04	32.61	8.82	29.68	400	36	P	V
	*	5710	91.64	-	-	79.89	32.61	8.82	29.68	400	36	A	V
		5871.25	52.06	-16.14	68.2	40.16	32.78	8.87	29.75	400	36	P	V
Remark	1. No other spurious found. 2. All results are PASS against Peak and Average limit line.												

Band 3 - Straddle Channel
WIFI 802.11n HT40 (Harmonic @ 3m)

WIFI Ant. 2	Note	Frequency (MHz)	Level (dBµV/m)	Over Limit (dB)	Limit Line (dBµV/m)	Read Level (dBµV)	Antenna Factor (dB/m)	Path Loss (dB)	Preamp Factor (dB)	Ant Pos (cm)	Table Pos (deg)	Peak Avg. (P/A)	Pol. (H/V)
802.11n HT40 CH 142 5710MHz		11420	47.24	-26.76	74	51.03	39.93	12.71	56.43	100	0	P	H
		17130	48.9	-19.3	68.2	49.61	40.32	15.08	56.11	100	0	P	H
		11420	47.84	-26.16	74	51.63	39.93	12.71	56.43	100	0	P	V
		17130	49.71	-18.49	68.2	50.42	40.32	15.08	56.11	100	0	P	V
Remark	1. No other spurious found. 2. All results are PASS against Peak and Average limit line.												



Band 3 - Straddle Channel

WIFI 802.11ac VHT80 (Band Edge @ 3m)

WIFI Ant. 2	Note	Frequency (MHz)	Level (dBμV/m)	Over Limit (dB)	Limit Line (dBμV/m)	Read Level (dBμV)	Antenna Factor (dB/m)	Path Loss (dB)	Preamp Factor (dB)	Ant Pos (cm)	Table Pos (deg)	Peak Avg. (P/A)	Pol. (H/V)
802.11ac VHT80 CH 138 5690MHz		5400.7	52.74	-21.26	74	41.73	32.28	8.31	29.58	101	215	P	H
		5467.78	51.79	-16.41	68.2	40.51	32.36	8.51	29.59	101	215	P	H
		5456.86	44.52	-9.48	54	33.31	32.34	8.46	29.59	101	215	A	H
	*	5690	103.28	-	-	91.53	32.59	8.83	29.67	101	215	P	H
	*	5690	95.37	-	-	83.62	32.59	8.83	29.67	101	215	A	H
		5909.2	53.01	-15.19	68.2	41.07	32.81	8.9	29.77	101	215	P	H
		5426.05	51.29	-22.71	74	40.21	32.3	8.36	29.58	397	302	P	V
		5463.1	50.76	-17.44	68.2	39.53	32.36	8.46	29.59	397	302	P	V
		5457.64	44.77	-9.23	54	33.56	32.34	8.46	29.59	397	302	A	V
	*	5690	97.84	-	-	86.09	32.59	8.83	29.67	397	302	P	V
	*	5690	90.89	-	-	79.14	32.59	8.83	29.67	397	302	A	V
		5923.6	52.82	-15.38	68.2	40.85	32.83	8.91	29.77	397	302	P	V
Remark	1. No other spurious found. 2. All results are PASS against Peak and Average limit line.												

Band 3 - Straddle Channel

WIFI 802.11ac VHT80 (Harmonic @ 3m)

WIFI Ant. 2	Note	Frequency (MHz)	Level (dBμV/m)	Over Limit (dB)	Limit Line (dBμV/m)	Read Level (dBμV)	Antenna Factor (dB/m)	Path Loss (dB)	Preamp Factor (dB)	Ant Pos (cm)	Table Pos (deg)	Peak Avg. (P/A)	Pol. (H/V)
802.11ac VHT80 CH 138 5690MHz		11380	47.33	-26.67	74	51.12	39.95	12.71	56.45	100	0	P	H
		17070	48.89	-19.31	68.2	49.7	40.16	15.04	56.01	100	0	P	H
		11380	47.17	-26.83	74	50.96	39.95	12.71	56.45	100	0	P	V
		17070	49.37	-18.83	68.2	50.18	40.16	15.04	56.01	100	0	P	V
Remark	1. No other spurious found. 2. All results are PASS against Peak and Average limit line.												



Emission below 1GHz
WIFI 802.11ac VHT80 (LF @ 3m)

WIFI Ant. 2	Note	Frequency (MHz)	Level (dBμV/m)	Over Limit (dB)	Limit Line (dBμV/m)	Read Level (dBμV)	Antenna Factor (dB/m)	Path Loss (dB)	Preamp Factor (dB)	Ant Pos (cm)	Table Pos (deg)	Peak Avg. (P/A)	Pol. (H/V)
802.11av VHT80 LF		94.26	31.22	-12.28	43.5	46.71	15.46	1.34	32.29	-	-	P	H
		119.91	33.71	-9.79	43.5	47.29	17.33	1.38	32.29	-	-	P	H
		238.17	40.23	-5.77	46	53.32	17.18	1.95	32.22	100	0	P	H
		300.7	29.13	-16.87	46	39.85	19.31	2.1	32.13	-	-	P	H
		407.8	34.47	-11.53	46	42.02	22.14	2.46	32.15	-	-	P	H
		720	32.24	-13.76	46	34.14	27.06	3.17	32.13	-	-	P	H
		35.4	25.38	-14.62	40	35.17	21.75	0.79	32.33	-	-	P	V
		59.7	27.74	-12.26	40	46.93	12.06	1.06	32.31	-	-	P	V
		239.25	33.33	-12.67	46	46.32	17.28	1.95	32.22	-	-	P	V
		720	29.28	-16.72	46	31.18	27.06	3.17	32.13	-	-	P	V
		857.9	31.67	-14.33	46	30.76	29.1	3.52	31.71	-	-	P	V
		953.1	33.95	-12.05	46	30.46	30.81	3.71	31.03	100	0	P	V
Remark	1. No other spurious found. 2. All results are PASS against limit line.												



Band 2 - 5250~5350MHz
WIFI 802.11a (Band Edge @ 3m)

WIFI Ant. 1+2	Note	Frequency (MHz)	Level (dBμV/m)	Over Limit (dB)	Limit Line (dBμV/m)	Read Level (dBμV)	Antenna Factor (dB/m)	Path Loss (dB)	Preamp Factor (dB)	Ant Pos (cm)	Table Pos (deg)	Peak Avg. (P/A)	Pol. (H/V)
802.11a CH 52 5260MHz		5003.4	51.15	-22.85	74	40.89	31.8	7.99	29.53	100	321	P	H
		5093.84	42.51	-11.49	54	32.03	31.92	8.1	29.54	100	321	A	H
	*	5260	107.98	-	-	97.16	32.12	8.26	29.56	100	321	P	H
	*	5260	100.73	-	-	89.91	32.12	8.26	29.56	100	321	A	H
		5458.8	51.31	-22.69	74	40.1	32.34	8.46	29.59	100	321	P	H
		5413.2	43.9	-10.1	54	32.82	32.3	8.36	29.58	100	321	A	H
		5003.06	51.51	-22.49	74	41.25	31.8	7.99	29.53	400	253	P	V
		5104.72	42.57	-11.43	54	32.09	31.92	8.1	29.54	400	253	A	V
	*	5260	106.44	-	-	95.62	32.12	8.26	29.56	400	253	P	V
	*	5260	99.05	-	-	88.23	32.12	8.26	29.56	400	253	A	V
		5447.04	50.92	-23.08	74	39.75	32.34	8.41	29.58	400	253	P	V
		5414.16	43.71	-10.29	54	32.63	32.3	8.36	29.58	400	253	A	V
802.11a CH 60 5300MHz		5080.24	51.23	-22.77	74	40.79	31.9	8.08	29.54	100	319	P	H
		5047.94	42.59	-11.41	54	32.23	31.86	8.04	29.54	100	319	A	H
	*	5300	108.38	-	-	97.52	32.16	8.27	29.57	100	319	P	H
	*	5300	100.92	-	-	90.06	32.16	8.27	29.57	100	319	A	H
		5403.36	53.29	-20.71	74	42.28	32.28	8.31	29.58	100	319	P	H
		5351.52	44.39	-9.61	54	33.45	32.22	8.29	29.57	100	319	A	H
		5009.86	50.79	-23.21	74	40.51	31.82	7.99	29.53	397	250	P	V
		5018.7	42.54	-11.46	54	32.24	31.82	8.01	29.53	397	250	A	V
	*	5300	106.08	-	-	95.22	32.16	8.27	29.57	397	250	P	V
	*	5300	99.47	-	-	88.61	32.16	8.27	29.57	397	250	A	V
		5451.84	50.8	-23.2	74	39.59	32.34	8.46	29.59	397	250	P	V
		5454	43.49	-10.51	54	32.28	32.34	8.46	29.59	397	250	A	V



802.11a CH 64 5320MHz	*	5320	108.54	-	-	97.65	32.18	8.28	29.57	100	316	P	H
	*	5320	101.39	-	-	90.5	32.18	8.28	29.57	100	316	A	H
		5366.56	53.88	-20.12	74	42.91	32.24	8.3	29.57	100	316	P	H
		5350.56	45.36	-8.64	54	34.42	32.22	8.29	29.57	100	316	A	H
	*	5320	106.42	-	-	95.53	32.18	8.28	29.57	394	248	P	V
	*	5320	99.35	-	-	88.46	32.18	8.28	29.57	394	248	A	V
		5354.72	52.81	-21.19	74	41.87	32.22	8.29	29.57	394	248	P	V
		5350.08	43.28	-10.72	54	32.34	32.22	8.29	29.57	394	248	A	V
Remark	1. No other spurious found. 2. All results are PASS against Peak and Average limit line.												

Band 2 5250~5350MHz

WIFI 802.11a (Harmonic @ 3m)

WIFI Ant.	Note	Frequency (MHz)	Level (dBμV/m)	Over Limit (dB)	Limit Line (dBμV/m)	Read Level (dBμV)	Antenna Factor (dB/m)	Path Loss (dB)	Preamp Factor (dB)	Ant Pos (cm)	Table Pos (deg)	Peak Avg. (P/A)	Pol. (H/V)
802.11a CH 52 5260MHz		10520	47.07	-21.13	68.2	52.15	39.52	12.39	56.99	100	0	P	H
		15780	45.3	-28.7	74	49.24	37.68	14.71	56.33	100	0	P	H
		10520	46.95	-21.25	68.2	52.03	39.52	12.39	56.99	100	0	P	V
		15780	46.9	-27.1	74	50.84	37.68	14.71	56.33	100	0	P	V
802.11a CH 60 5300MHz		10600	47.76	-26.24	74	52.65	39.62	12.41	56.92	100	0	P	H
		15900	44.94	-29.06	74	49.06	37.37	14.77	56.26	100	0	P	H
		10600	48.4	-25.6	74	53.29	39.62	12.41	56.92	100	0	P	V
		15900	44.88	-29.12	74	49	37.37	14.77	56.26	100	0	P	V
802.11a CH 64 5320MHz		10640	46.78	-27.22	74	51.59	39.67	12.41	56.89	100	0	P	H
		15960	43.99	-30.01	74	48.24	37.19	14.78	56.22	100	0	P	H
		10640	46.52	-27.48	74	51.33	39.67	12.41	56.89	100	0	P	V
		15960	43.34	-30.66	74	47.59	37.19	14.78	56.22	100	0	P	V
Remark	1. No other spurious found. 2. All results are PASS against Peak and Average limit line.												



Band 2 5250~5350MHz

WIFI 802.11n HT20 (Band Edge @ 3m)

WIFI Ant. 1+2	Note	Frequency (MHz)	Level (dBμV/m)	Over Limit (dB)	Limit Line (dBμV/m)	Read Level (dBμV)	Antenna Factor (dB/m)	Path Loss (dB)	Preamp Factor (dB)	Ant Pos (cm)	Table Pos (deg)	Peak Avg. (P/A)	Pol. (H/V)
802.11n HT20 CH 52 5260MHz		5082.62	51.66	-22.34	74	41.22	31.9	8.08	29.54	100	316	P	H
		5057.8	42.67	-11.33	54	32.27	31.88	8.06	29.54	100	316	A	H
	*	5260	107.86	-	-	97.04	32.12	8.26	29.56	100	316	P	H
	*	5260	100.25	-	-	89.43	32.12	8.26	29.56	100	316	A	H
		5438.88	51.62	-22.38	74	40.47	32.32	8.41	29.58	100	316	P	H
		5418.72	43.45	-10.55	54	32.37	32.3	8.36	29.58	100	316	A	H
		5139.06	51.38	-22.62	74	40.82	31.96	8.15	29.55	400	250	P	V
		5108.46	42.5	-11.5	54	31.97	31.94	8.13	29.54	400	250	A	V
	*	5260	105.58	-	-	94.76	32.12	8.26	29.56	400	250	P	V
	*	5260	98.01	-	-	87.19	32.12	8.26	29.56	400	250	A	V
		5415.6	51.33	-22.67	74	40.25	32.3	8.36	29.58	400	250	P	V
		5415.84	43.35	-10.65	54	32.27	32.3	8.36	29.58	400	250	A	V
802.11n HT20 CH 60 5300MHz		5060.18	51.34	-22.66	74	40.94	31.88	8.06	29.54	100	319	P	H
		5061.2	42.43	-11.57	54	32.03	31.88	8.06	29.54	100	319	A	H
	*	5300	107.1	-	-	96.24	32.16	8.27	29.57	100	319	P	H
	*	5300	99.83	-	-	88.97	32.16	8.27	29.57	100	319	A	H
		5356.08	53.5	-20.5	74	42.56	32.22	8.29	29.57	100	319	P	H
		5350.8	44.34	-9.66	54	33.4	32.22	8.29	29.57	100	319	A	H
		5045.9	51.38	-22.62	74	41.02	31.86	8.04	29.54	394	247	P	V
		5037.4	42.29	-11.71	54	31.94	31.84	8.04	29.53	394	247	A	V
	*	5300	105.62	-	-	94.76	32.16	8.27	29.57	394	247	P	V
	*	5300	97.98	-	-	87.12	32.16	8.27	29.57	394	247	A	V
		5456.88	52	-22	74	40.79	32.34	8.46	29.59	394	247	P	V
		5454.24	43.46	-10.54	54	32.25	32.34	8.46	29.59	394	247	A	V



802.11n HT20 CH 64 5320MHz	*	5320	106.52	-	-	95.63	32.18	8.28	29.57	100	314	P	H
	*	5320	99.6	-	-	88.71	32.18	8.28	29.57	100	314	A	H
		5350.4	52.55	-21.45	74	41.61	32.22	8.29	29.57	100	314	P	H
		5351.52	44.64	-9.36	54	33.7	32.22	8.29	29.57	100	314	A	H
	*	5320	105.38	-	-	94.49	32.18	8.28	29.57	393	250	P	V
	*	5320	98.07	-	-	87.18	32.18	8.28	29.57	393	250	A	V
		5457.6	51.46	-22.54	74	40.25	32.34	8.46	29.59	393	250	P	V
		5350.72	43.17	-10.83	54	32.23	32.22	8.29	29.57	393	250	A	V
Remark	1. No other spurious found. 2. All results are PASS against Peak and Average limit line.												

Band 2 5250~5350MHz
WIFI 802.11n HT20 (Harmonic @ 3m)

WIFI Ant.	Note	Frequency (MHz)	Level (dBμV/m)	Over Limit (dB)	Limit Line (dBμV/m)	Read Level (dBμV)	Antenna Factor (dB/m)	Path Loss (dB)	Preamp Factor (dB)	Ant Pos (cm)	Table Pos (deg)	Peak Avg. (P/A)	Pol. (H/V)
802.11n HT20 CH 52 5260MHz		10520	46.81	-21.39	68.2	51.89	39.52	12.39	56.99	100	0	P	H
		15780	44.64	-29.36	74	48.58	37.68	14.71	56.33	100	0	P	H
		10520	46.91	-21.29	68.2	51.99	39.52	12.39	56.99	100	0	P	V
		15780	45.04	-28.96	74	48.98	37.68	14.71	56.33	100	0	P	V
802.11n HT20 CH 60 5300MHz		10600	47.83	-26.17	74	52.72	39.62	12.41	56.92	100	0	P	H
		15900	46.7	-27.3	74	50.82	37.37	14.77	56.26	100	0	P	H
		10600	47.24	-26.76	74	52.13	39.62	12.41	56.92	100	0	P	V
		15900	45.45	-28.55	74	49.57	37.37	14.77	56.26	100	0	P	V
802.11n HT20 CH 64 5320MHz		10640	47.37	-26.63	74	52.18	39.67	12.41	56.89	100	0	P	H
		15960	44.75	-29.25	74	49	37.19	14.78	56.22	100	0	P	H
		10640	46.85	-27.15	74	51.66	39.67	12.41	56.89	100	0	P	V
		15960	44.02	-29.98	74	48.27	37.19	14.78	56.22	100	0	P	V
Remark	1. No other spurious found. 2. All results are PASS against Peak and Average limit line.												



Band 2 5250~5350MHz

WIFI 802.11n HT40 (Band Edge @ 3m)

WIFI Ant. 1+2	Note	Frequency (MHz)	Level (dBμV/m)	Over Limit (dB)	Limit Line (dBμV/m)	Read Level (dBμV)	Antenna Factor (dB/m)	Path Loss (dB)	Preamp Factor (dB)	Ant Pos (cm)	Table Pos (deg)	Peak Avg. (P/A)	Pol. (H/V)
802.11n HT40 CH 54 5270MHz		5028.56	50.1	-23.9	74	39.78	31.84	8.01	29.53	100	317	P	H
		5094.52	43.47	-10.53	54	32.99	31.92	8.1	29.54	100	317	A	H
	*	5270	104.48	-	-	93.65	32.12	8.27	29.56	100	317	P	H
	*	5270	97.06	-	-	86.23	32.12	8.27	29.56	100	317	A	H
		5456.4	51.56	-22.44	74	40.35	32.34	8.46	29.59	100	317	P	H
		5351.28	43.8	-10.2	54	32.86	32.22	8.29	29.57	100	317	A	H
		5030.94	51.1	-22.9	74	40.78	31.84	8.01	29.53	400	252	P	V
		5112.88	42.86	-11.14	54	32.33	31.94	8.13	29.54	400	252	A	V
	*	5270	102.07	-	-	91.24	32.12	8.27	29.56	400	252	P	V
	*	5270	95.05	-	-	84.22	32.12	8.27	29.56	400	252	A	V
		5408.4	49.98	-24.02	74	38.97	32.28	8.31	29.58	400	252	P	V
		5417.28	42.79	-11.21	54	31.71	32.3	8.36	29.58	400	252	A	V
802.11n HT40 CH 62 5310MHz		5113.22	51.67	-22.33	74	41.14	31.94	8.13	29.54	100	318	P	H
		5063.58	42.91	-11.09	54	32.51	31.88	8.06	29.54	100	318	A	H
	*	5310	104.41	-	-	93.52	32.18	8.28	29.57	100	318	P	H
	*	5310	96.91	-	-	86.02	32.18	8.28	29.57	100	318	A	H
		5353.92	59	-15	74	48.06	32.22	8.29	29.57	100	318	P	H
		5351.52	50.9	-3.1	54	39.96	32.22	8.29	29.57	100	318	A	H
		5068	52.66	-21.34	74	42.26	31.88	8.06	29.54	394	245	P	V
		5046.24	42.76	-11.24	54	32.4	31.86	8.04	29.54	394	245	A	V
	*	5310	101.41	-	-	90.52	32.18	8.28	29.57	394	245	P	V
	*	5310	94.67	-	-	83.78	32.18	8.28	29.57	394	245	A	V
		5353.92	55.25	-18.75	74	44.31	32.22	8.29	29.57	394	245	P	V
		5351.04	47.99	-6.01	54	37.05	32.22	8.29	29.57	394	245	A	V
Remark	1. No other spurious found. 2. All results are PASS against Peak and Average limit line.												



Band 2 5250~5350MHz

WIFI 802.11n HT40 (Harmonic @ 3m)

WIFI Ant. 1+2	Note	Frequency (MHz)	Level (dBμV/m)	Over Limit (dB)	Limit Line (dBμV/m)	Read Level (dBμV)	Antenna Factor (dB/m)	Path Loss (dB)	Preamp Factor (dB)	Ant Pos (cm)	Table Pos (deg)	Peak Avg. (P/A)	Pol. (H/V)
802.11n		10540	46.96	-21.24	68.2	52	39.54	12.39	56.97	100	0	P	H
HT40		15810	45.01	-28.99	74	49	37.59	14.73	56.31	100	0	P	H
CH 54		10540	46.98	-21.22	68.2	52.02	39.54	12.39	56.97	100	0	P	V
5270MHz		15810	44.37	-29.63	74	48.36	37.59	14.73	56.31	100	0	P	V
802.11n		10620	47.39	-26.61	74	52.24	39.64	12.41	56.9	100	0	P	H
HT40		15930	45.09	-28.91	74	49.27	37.28	14.78	56.24	100	0	P	H
CH 62		10620	47.31	-26.69	74	52.16	39.64	12.41	56.9	100	0	P	V
5310MHz		15930	45	-29	74	49.18	37.28	14.78	56.24	100	0	P	V
Remark	1. No other spurious found. 2. All results are PASS against Peak and Average limit line.												



Band 2 5250~5350MHz

WIFI 802.11ac VHT80 (Band Edge @ 3m)

WIFI Ant. 1+2	Note	Frequency (MHz)	Level (dBμV/m)	Over Limit (dB)	Limit Line (dBμV/m)	Read Level (dBμV)	Antenna Factor (dB/m)	Path Loss (dB)	Preamp Factor (dB)	Ant Pos (cm)	Table Pos (deg)	Peak Avg. (P/A)	Pol. (H/V)
802.11ac VHT80 CH 58 5290MHz		5081.26	52.97	-21.03	74	42.53	31.9	8.08	29.54	109	191	P	H
		5044.2	45.62	-8.38	54	35.26	31.86	8.04	29.54	109	191	A	H
	*	5290	101.2	-	-	90.35	32.14	8.27	29.56	109	191	P	H
	*	5290	94.33	-	-	83.48	32.14	8.27	29.56	109	191	A	H
		5372.88	56.18	-17.82	74	45.21	32.24	8.3	29.57	109	191	P	H
		5387.28	50.88	-3.12	54	39.9	32.26	8.3	29.58	109	191	A	H
		5026.86	53.01	-20.99	74	42.69	31.84	8.01	29.53	398	247	P	V
		5063.92	44.97	-9.03	54	34.57	31.88	8.06	29.54	398	247	A	V
	*	5290	98.27	-	-	87.42	32.14	8.27	29.56	398	247	P	V
	*	5290	91	-	-	80.15	32.14	8.27	29.56	398	247	A	V
		5374.32	54.67	-19.33	74	43.71	32.24	8.3	29.58	398	247	P	V
		5371.2	46.74	-7.26	54	35.77	32.24	8.3	29.57	398	247	A	V
Remark	1. No other spurious found. 2. All results are PASS against Peak and Average limit line.												

Band 2 5250~5350MHz

WIFI 802.11ac VHT80 (Harmonic @ 3m)

WIFI Ant. 1+2	Note	Frequency (MHz)	Level (dBμV/m)	Over Limit (dB)	Limit Line (dBμV/m)	Read Level (dBμV)	Antenna Factor (dB/m)	Path Loss (dB)	Preamp Factor (dB)	Ant Pos (cm)	Table Pos (deg)	Peak Avg. (P/A)	Pol. (H/V)
802.11ac VHT80 CH 58 5290MHz		10580	47.11	-21.09	68.2	52.04	39.6	12.4	56.93	100	0	P	H
		15870	44.12	-29.88	74	48.23	37.41	14.75	56.27	100	0	P	H
		10580	47.5	-20.7	68.2	52.43	39.6	12.4	56.93	100	0	P	V
		15870	45.36	-28.64	74	49.47	37.41	14.75	56.27	100	0	P	V
Remark	1. No other spurious found. 2. All results are PASS against Peak and Average limit line.												



Band 3 - 5470~5725MHz
WIFI 802.11a (Band Edge @ 3m)

WIFI Ant. 1+2	Note	Frequency (MHz)	Level (dBμV/m)	Over Limit (dB)	Limit Line (dBμV/m)	Read Level (dBμV)	Antenna Factor (dB/m)	Path Loss (dB)	Preamp Factor (dB)	Ant Pos (cm)	Table Pos (deg)	Peak Avg. (P/A)	Pol. (H/V)	
802.11a CH 100 5500MHz		5457.04	55.49	-18.51	74	44.28	32.34	8.46	29.59	101	226	P	H	
		5465.68	55.96	-12.24	68.2	44.73	32.36	8.46	29.59	101	226	P	H	
		5459.6	45	-9	54	33.79	32.34	8.46	29.59	101	226	A	H	
	*	5500	108.61	-	-	97.24	32.4	8.56	29.59	101	226	P	H	
	*	5500	101.03	-	-	89.66	32.4	8.56	29.59	101	226	A	H	
														H
			5444.4	52.45	-21.55	74	41.3	32.32	8.41	29.58	388	247	P	V
			5469.04	52.97	-15.23	68.2	41.69	32.36	8.51	29.59	388	247	P	V
			5457.68	42.97	-11.03	54	31.76	32.34	8.46	29.59	388	247	A	V
	*		5500	105.47	-	-	94.1	32.4	8.56	29.59	388	247	P	V
	*		5500	98.52	-	-	87.15	32.4	8.56	29.59	388	247	A	V
														V
802.11a CH 116 5580MHz		5424.64	52.64	-21.36	74	41.56	32.3	8.36	29.58	117	198	P	H	
		5469.52	51.53	-16.67	68.2	40.25	32.36	8.51	29.59	117	198	P	H	
		5413.84	44.53	-9.47	54	33.45	32.3	8.36	29.58	117	198	A	H	
	*	5580	108.87	-	-	97.23	32.47	8.8	29.63	117	198	P	H	
	*	5580	101.47	-	-	89.83	32.47	8.8	29.63	117	198	A	H	
			5746.415	53.4	-14.8	68.2	41.64	32.64	8.81	29.69	117	198	P	H
			5443.36	51.16	-22.84	74	40.01	32.32	8.41	29.58	400	296	P	V
			5463.52	51.27	-16.93	68.2	40.04	32.36	8.46	29.59	400	296	P	V
			5424.4	42.92	-11.08	54	31.84	32.3	8.36	29.58	400	296	A	V
	*		5580	106.39	-	-	94.75	32.47	8.8	29.63	400	296	P	V
	*		5580	99.04	-	-	87.4	32.47	8.8	29.63	400	296	A	V
			5728.775	52.84	-15.36	68.2	41.08	32.62	8.82	29.68	400	296	P	V



802.11a CH 140 5700MHz	*	5700	109.87	-	-	98.13	32.59	8.82	29.67	102	200	P	H
	*	5700	102.65	-	-	90.91	32.59	8.82	29.67	102	200	A	H
		5728.6	56.59	-11.61	68.2	44.83	32.62	8.82	29.68	102	200	P	H
	*	5700	106.2	-	-	94.46	32.59	8.82	29.67	398	255	P	V
	*	5700	98.9	-	-	87.16	32.59	8.82	29.67	398	255	A	V
		5728.04	54.13	-14.07	68.2	42.37	32.62	8.82	29.68	398	255	P	V
Remark	1. No other spurious found. 2. All results are PASS against Peak and Average limit line.												

Band 3 - 5470~5725MHz

WIFI 802.11a (Harmonic @ 3m)

WIFI Ant. 1+2	Note	Frequency (MHz)	Level (dBμV/m)	Over Limit (dB)	Limit Line (dBμV/m)	Read Level (dBμV)	Antenna Factor (dB/m)	Path Loss (dB)	Preamp Factor (dB)	Ant Pos (cm)	Table Pos (deg)	Peak Avg. (P/A)	Pol. (H/V)
802.11a CH 100 5500MHz		11000	48.4	-25.6	74	52.39	40.1	12.51	56.6	100	0	P	H
		16500	44.8	-23.4	68.2	47.28	38.3	14.92	55.7	100	0	P	H
		11000	48.68	-25.32	74	52.67	40.1	12.51	56.6	100	0	P	V
		16500	44.44	-23.76	68.2	46.92	38.3	14.92	55.7	100	0	P	V
802.11a CH 116 5580MHz		11160	46.65	-27.35	74	50.56	40.03	12.59	56.53	100	0	P	H
		16740	46.85	-21.35	68.2	48.57	39.12	14.96	55.8	100	0	P	H
		11160	48.15	-25.85	74	52.06	40.03	12.59	56.53	100	0	P	V
		16740	45.01	-23.19	68.2	46.73	39.12	14.96	55.8	100	0	P	V
802.11a CH 140 5700MHz		11400	48.69	-25.31	74	52.47	39.94	12.72	56.44	100	0	P	H
		17100	48.25	-19.95	68.2	49.01	40.24	15.06	56.06	100	0	P	H
		11400	49.59	-24.41	74	53.37	39.94	12.72	56.44	100	0	P	V
		17100	49.51	-18.69	68.2	50.27	40.24	15.06	56.06	100	0	P	V
Remark	1. No other spurious found. 2. All results are PASS against Peak and Average limit line.												



Band 3 - 5470~5725MHz

WIFI 802.11n HT20 (Band Edge @ 3m)

WIFI Ant. 1+2	Note	Frequency (MHz)	Level (dBμV/m)	Over Limit (dB)	Limit Line (dBμV/m)	Read Level (dBμV)	Antenna Factor (dB/m)	Path Loss (dB)	Preamp Factor (dB)	Ant Pos (cm)	Table Pos (deg)	Peak Avg. (P/A)	Pol. (H/V)	
802.11n HT20 CH 100 5500MHz		5450.8	54.21	-19.79	74	43	32.34	8.46	29.59	116	319	P	H	
		5461.68	56.06	-12.14	68.2	44.85	32.34	8.46	29.59	116	319	P	H	
		5459.44	44.87	-9.13	54	33.66	32.34	8.46	29.59	116	319	A	H	
	*	5500	107.1	-	-	95.73	32.4	8.56	29.59	116	319	P	H	
	*	5500	100.07	-	-	88.7	32.4	8.56	29.59	116	319	A	H	
		5428.4	51.81	-22.19	74	40.73	32.3	8.36	29.58	398	45	P	V	
		5468.56	52.59	-15.61	68.2	41.31	32.36	8.51	29.59	398	45	P	V	
		5459.76	42.95	-11.05	54	31.74	32.34	8.46	29.59	398	45	A	V	
		*	5500	103.47	-	-	92.1	32.4	8.56	29.59	398	45	P	V
	*	5500	95.9	-	-	84.53	32.4	8.56	29.59	398	45	A	V	
802.11n HT20 CH 116 5580MHz		5416.72	53.52	-20.48	74	42.44	32.3	8.36	29.58	123	200	P	H	
		5469.28	50.79	-17.41	68.2	39.51	32.36	8.51	29.59	123	200	P	H	
		5417.2	44.75	-9.25	54	33.67	32.3	8.36	29.58	123	200	A	H	
	*	5580	107.89	-	-	96.25	32.47	8.8	29.63	123	200	P	H	
	*	5580	100.91	-	-	89.27	32.47	8.8	29.63	123	200	A	H	
		5732.24	53.5	-14.7	68.2	41.75	32.62	8.82	29.69	123	200	P	H	
		5420.8	51.51	-22.49	74	40.43	32.3	8.36	29.58	400	295	P	V	
		5469.28	51.28	-16.92	68.2	40	32.36	8.51	29.59	400	295	P	V	
		5427.76	43.07	-10.93	54	31.99	32.3	8.36	29.58	400	295	A	V	
		*	5580	105.66	-	-	94.02	32.47	8.8	29.63	400	295	P	V
		*	5580	98.63	-	-	86.99	32.47	8.8	29.63	400	295	A	V
		5745.785	51.76	-16.44	68.2	40	32.64	8.81	29.69	400	295	P	V	



802.11n HT20 CH 140 5700MHz	*	5700	109.02	-	-	97.28	32.59	8.82	29.67	101	200	P	H
	*	5700	101.74	-	-	90	32.59	8.82	29.67	101	200	A	H
		5728.04	55.46	-12.74	68.2	43.7	32.62	8.82	29.68	101	200	P	H
	*	5700	105.72	-	-	93.98	32.59	8.82	29.67	399	257	P	V
	*	5700	98.21	-	-	86.47	32.59	8.82	29.67	399	257	A	V
		5729.56	54.45	-13.75	68.2	42.69	32.62	8.82	29.68	399	257	P	V
Remark	1. No other spurious found. 2. All results are PASS against Peak and Average limit line.												

Band 3 - 5470~5725MHz
WIFI 802.11n HT20 (Harmonic @ 3m)

WIFI Ant. 1+2	Note	Frequency (MHz)	Level (dBμV/m)	Over Limit (dB)	Limit Line (dBμV/m)	Read Level (dBμV)	Antenna Factor (dB/m)	Path Loss (dB)	Preamp Factor (dB)	Ant Pos (cm)	Table Pos (deg)	Peak Avg. (P/A)	Pol. (H/V)
802.11n		11000	48.36	-25.64	74	52.35	40.1	12.51	56.6	100	0	P	H
HT20		16500	47.28	-20.92	68.2	49.76	38.3	14.92	55.7	100	0	P	H
CH 100		11000	47.66	-26.34	74	51.65	40.1	12.51	56.6	100	0	P	V
5500MHz		16500	45.63	-22.57	68.2	48.11	38.3	14.92	55.7	100	0	P	V
802.11n		11160	48.52	-25.48	74	52.43	40.03	12.59	56.53	100	0	P	H
HT20		16740	45.33	-22.87	68.2	47.05	39.12	14.96	55.8	100	0	P	H
CH 116		11160	47.48	-26.52	74	51.39	40.03	12.59	56.53	100	0	P	V
5580MHz		16740	45.7	-22.5	68.2	47.42	39.12	14.96	55.8	100	0	P	V
802.11n		11400	48.62	-25.38	74	52.4	39.94	12.72	56.44	100	0	P	H
HT20		17100	48.29	-19.91	68.2	49.05	40.24	15.06	56.06	100	0	P	H
CH 140		11400	48.57	-25.43	74	52.35	39.94	12.72	56.44	100	0	P	V
5700MHz		17100	48.24	-19.96	68.2	49	40.24	15.06	56.06	100	0	P	V
Remark	1. No other spurious found. 2. All results are PASS against Peak and Average limit line.												



Band 3 - 5470~5725MHz

WIFI 802.11n HT40 (Band Edge @ 3m)

WIFI Ant. 1+2	Note	Frequency (MHz)	Level (dBμV/m)	Over Limit (dB)	Limit Line (dBμV/m)	Read Level (dBμV)	Antenna Factor (dB/m)	Path Loss (dB)	Preamp Factor (dB)	Ant Pos (cm)	Table Pos (deg)	Peak Avg. (P/A)	Pol. (H/V)
802.11n HT40 CH 102 5510MHz		5459.2	59.18	-14.82	74	47.97	32.34	8.46	29.59	100	320	P	H
		5469.76	65.01	-3.19	68.2	53.73	32.36	8.51	29.59	100	320	P	H
		5459.44	50.89	-3.11	54	39.68	32.34	8.46	29.59	100	320	A	H
	*	5510	105.32	-	-	93.92	32.4	8.6	29.6	100	320	P	H
	*	5510	98.13	-	-	86.73	32.4	8.6	29.6	100	320	A	H
		5747.045	51.49	-16.71	68.2	39.73	32.64	8.81	29.69	100	320	P	H
		5458.48	53.26	-20.74	74	42.05	32.34	8.46	29.59	381	247	P	V
		5469.28	62.07	-6.13	68.2	50.79	32.36	8.51	29.59	381	247	P	V
		5459.92	47.37	-6.63	54	36.16	32.34	8.46	29.59	381	247	A	V
	*	5510	102.38	-	-	90.98	32.4	8.6	29.6	381	247	P	V
	*	5510	94.89	-	-	83.49	32.4	8.6	29.6	381	247	A	V
		5726.57	51.82	-16.38	68.2	40.06	32.62	8.82	29.68	381	247	P	V
802.11n HT40 CH 110 5550MHz		5458.48	52.58	-21.42	74	41.37	32.34	8.46	29.59	100	323	P	H
		5462.32	51.04	-17.16	68.2	39.83	32.34	8.46	29.59	100	323	P	H
		5453.92	43.41	-10.59	54	32.2	32.34	8.46	29.59	100	323	A	H
	*	5550	106.3	-	-	94.76	32.45	8.7	29.61	100	323	P	H
	*	5550	98.29	-	-	86.75	32.45	8.7	29.61	100	323	A	H
		5740.115	50.67	-17.53	68.2	38.91	32.64	8.81	29.69	100	323	P	H
		5431.36	51.66	-22.34	74	40.51	32.32	8.41	29.58	399	237	P	V
		5469.04	50.43	-17.77	68.2	39.15	32.36	8.51	29.59	399	237	P	V
		5456.8	43.03	-10.97	54	31.82	32.34	8.46	29.59	399	237	A	V
	*	5550	103.93	-	-	92.39	32.45	8.7	29.61	399	237	P	V
	*	5550	95.3	-	-	83.76	32.45	8.7	29.61	399	237	A	V
		5735.705	50.86	-17.34	68.2	39.1	32.64	8.81	29.69	399	237	P	V



802.11n HT40 CH 134 5670MHz		5439.25	51.55	-22.45	74	40.4	32.32	8.41	29.58	100	323	P	H
		5467.95	50.08	-18.12	68.2	38.8	32.36	8.51	29.59	100	323	P	H
		5459.9	43.03	-10.97	54	31.82	32.34	8.46	29.59	100	323	A	H
	*	5670	105.61	-	-	93.87	32.57	8.83	29.66	100	323	P	H
	*	5670	98	-	-	86.26	32.57	8.83	29.66	100	323	A	H
		5726.57	54.26	-13.94	68.2	42.5	32.62	8.82	29.68	100	323	P	H
		5446.6	50.32	-23.68	74	39.15	32.34	8.41	29.58	399	242	P	V
		5460.25	51.26	-16.94	68.2	40.05	32.34	8.46	29.59	399	242	P	V
		5439.6	42.76	-11.24	54	31.61	32.32	8.41	29.58	399	242	A	V
	*	5670	102.59	-	-	90.85	32.57	8.83	29.66	399	242	P	V
	*	5670	95.25	-	-	83.51	32.57	8.83	29.66	399	242	A	V
		5733.815	51.78	-16.42	68.2	40.03	32.62	8.82	29.69	399	242	P	V
Remark	1. No other spurious found. 2. All results are PASS against Peak and Average limit line.												

Band 3 - 5470~5725MHz

WIFI 802.11n HT40 (Harmonic @ 3m)

WIFI Ant.	Note	Frequency	Level	Over Limit	Limit Line	Read Level	Antenna Factor	Path Loss	Preamp Factor	Ant Pos	Table Pos	Peak Avg.	Pol.
1+2		(MHz)	(dBμV/m)	(dB)	(dBμV/m)	(dBμV)	(dB/m)	(dB)	(dB)	(cm)	(deg)	(P/A)	(H/V)
802.11n		11020	47.24	-26.76	74	51.21	40.09	12.53	56.59	100	0	P	H
HT40		16530	44.93	-23.27	68.2	47.3	38.42	14.92	55.71	100	0	P	H
CH 102		11020	47.95	-26.05	74	51.92	40.09	12.53	56.59	100	0	P	V
5510MHz		16530	45.17	-23.03	68.2	47.54	38.42	14.92	55.71	100	0	P	V
802.11n		11100	47.73	-26.27	74	51.67	40.06	12.56	56.56	100	0	P	H
HT40		16650	45.91	-22.29	68.2	47.89	38.83	14.95	55.76	100	0	P	H
CH 110		11100	47.2	-26.8	74	51.14	40.06	12.56	56.56	100	0	P	V
5550MHz		16650	46.31	-21.89	68.2	48.29	38.83	14.95	55.76	100	0	P	V
802.11n		11340	47.56	-26.44	74	51.38	39.97	12.68	56.47	100	0	P	H
HT40		17010	47.38	-20.82	68.2	48.25	40.04	15.02	55.93	100	0	P	H
CH 134		11340	48.29	-25.71	74	52.11	39.97	12.68	56.47	100	0	P	V
5670MHz		17010	47.37	-20.83	68.2	48.24	40.04	15.02	55.93	100	0	P	V
Remark	1. No other spurious found. 2. All results are PASS against Peak and Average limit line.												



Band 3 - 5470~5725MHz

WIFI 802.11ac VHT80 (Band Edge @ 3m)

WIFI Ant. 1+2	Note	Frequency (MHz)	Level (dBμV/m)	Over Limit (dB)	Limit Line (dBμV/m)	Read Level (dBμV)	Antenna Factor (dB/m)	Path Loss (dB)	Preamp Factor (dB)	Ant Pos (cm)	Table Pos (deg)	Peak Avg. (P/A)	Pol. (H/V)
802.11ac VHT80 CH 106 5530MHz		5453.44	57.85	-16.15	74	46.64	32.34	8.46	29.59	106	194	P	H
		5466.16	58.25	-9.95	68.2	46.97	32.36	8.51	29.59	106	194	P	H
		5458.48	50.95	-3.05	54	39.74	32.34	8.46	29.59	106	194	P	H
	*	5530	101.8	-	-	90.34	32.42	8.65	29.61	106	194	P	H
	*	5530	93.91	-	-	82.45	32.42	8.65	29.61	106	194	A	H
		5742.32	52.16	-16.04	68.2	40.4	32.64	8.81	29.69	106	194	P	H
		5455.12	53.65	-20.35	74	42.44	32.34	8.46	29.59	400	262	P	V
		5463.04	54.44	-13.76	68.2	43.21	32.36	8.46	29.59	400	262	P	V
		5454.64	46.79	-7.21	54	35.58	32.34	8.46	29.59	400	262	A	V
	*	5530	96.7	-	-	85.24	32.42	8.65	29.61	400	262	P	V
	*	5530	89.85	-	-	78.39	32.42	8.65	29.61	400	262	A	V
			5760.275	51.39	-16.81	68.2	39.63	32.66	8.81	29.71	400	262	P
802.11ac VHT80 CH 122 5610MHz		5453.44	52.52	-21.48	74	41.31	32.34	8.46	29.59	102	196	P	H
		5460.4	53.03	-15.17	68.2	41.82	32.34	8.46	29.59	102	196	P	H
		5458.96	46.12	-7.88	54	34.91	32.34	8.46	29.59	102	196	A	H
	*	5610	103.34	-	-	91.63	32.5	8.85	29.64	102	196	P	H
	*	5610	96.06	-	-	84.35	32.5	8.85	29.64	102	196	A	H
		5735.705	53.33	-14.87	68.2	41.57	32.64	8.81	29.69	102	196	P	H
		5434.24	51.89	-22.11	74	40.74	32.32	8.41	29.58	399	295	P	V
		5460.88	51.43	-16.77	68.2	40.22	32.34	8.46	29.59	399	295	P	V
		5458.96	45.03	-8.97	54	33.82	32.34	8.46	29.59	399	295	A	V
	*	5610	99.34	-	-	87.63	32.5	8.85	29.64	399	295	P	V
	*	5610	92.24	-	-	80.53	32.5	8.85	29.64	399	295	A	V
			5757.44	52.28	-15.92	68.2	40.52	32.66	8.81	29.71	399	295	P
Remark	1. No other spurious found. 2. All results are PASS against Peak and Average limit line.												



Band 3 5470~5725MHz

WIFI 802.11ac VHT80 (Harmonic @ 3m)

WIFI Ant. 1+2	Note	Frequency (MHz)	Level (dBμV/m)	Over Limit (dB)	Limit Line (dBμV/m)	Read Level (dBμV)	Antenna Factor (dB/m)	Path Loss (dB)	Preamp Factor (dB)	Ant Pos (cm)	Table Pos (deg)	Peak Avg. (P/A)	Pol. (H/V)
802.11ac		11060	46.82	-27.18	74	50.77	40.07	12.55	56.57	100	0	P	H
VHT80		16590	46.86	-21.34	68.2	49.07	38.59	14.93	55.73	100	0	P	H
CH 106		11060	48.75	-25.25	74	52.7	40.07	12.55	56.57	100	0	P	V
5530MHz		16590	47.41	-20.79	68.2	49.62	38.59	14.93	55.73	100	0	P	V
802.11ac		11220	46.9	-27.1	74	50.77	40.01	12.63	56.51	100	0	P	H
VHT80		16830	47.34	-20.86	68.2	48.77	39.41	14.99	55.83	100	0	P	H
CH 122		11220	47.14	-26.86	74	51.01	40.01	12.63	56.51	100	0	P	V
5610MHz		16830	47.14	-21.06	68.2	48.57	39.41	14.99	55.83	100	0	P	V
Remark	1. No other spurious found. 2. All results are PASS against Peak and Average limit line.												



Band 3 - Straddle Channel
WIFI 802.11a (Band Edge @ 3m)

WIFI Ant. 1+2	Note	Frequency (MHz)	Level (dBµV/m)	Over Limit (dB)	Limit Line (dBµV/m)	Read Level (dBµV)	Antenna Factor (dB/m)	Path Loss (dB)	Preamp Factor (dB)	Ant Pos (cm)	Table Pos (deg)	Peak Avg. (P/A)	Pol. (H/V)
802.11a CH 144 5720MHz		5397.19	51.56	-22.44	74	40.55	32.28	8.31	29.58	100	215	P	H
		5462.32	50.22	-17.98	68.2	39.01	32.34	8.46	29.59	100	215	P	H
		5459.2	42.53	-11.47	54	31.32	32.34	8.46	29.59	100	215	A	H
	*	5720	109.5	-	-	97.74	32.62	8.82	29.68	100	215	P	H
	*	5720	101.71	-	-	89.95	32.62	8.82	29.68	100	215	A	H
		5881.75	53.05	-15.15	68.2	41.14	32.78	8.88	29.75	100	215	P	H
		5442.82	51.6	-22.4	74	40.45	32.32	8.41	29.58	377	35	P	V
		5462.71	51.48	-16.72	68.2	40.25	32.36	8.46	29.59	377	35	P	V
		5456.08	41.92	-12.08	54	30.71	32.34	8.46	29.59	377	35	A	V
	*	5720	104.6	-	-	92.84	32.62	8.82	29.68	377	35	P	V
	*	5720	96.93	-	-	85.17	32.62	8.82	29.68	377	35	A	V
		5937	52.42	-15.78	68.2	40.44	32.83	8.93	29.78	377	35	P	V
Remark	1. No other spurious found. 2. All results are PASS against Peak and Average limit line.												

Band 3 - Straddle Channel
WIFI 802.11a (Harmonic @ 3m)

WIFI Ant. 1+2	Note	Frequency (MHz)	Level (dBµV/m)	Over Limit (dB)	Limit Line (dBµV/m)	Read Level (dBµV)	Antenna Factor (dB/m)	Path Loss (dB)	Preamp Factor (dB)	Ant Pos (cm)	Table Pos (deg)	Peak Avg. (P/A)	Pol. (H/V)
802.11a CH 144 5720MHz		11440	49.25	-24.75	74	53.03	39.93	12.72	56.43	100	0	P	H
		17160	49.15	-19.05	68.2	49.85	40.4	15.07	56.17	100	0	P	H
		11440	49.82	-24.18	74	53.6	39.93	12.72	56.43	100	0	P	V
		17160	49.92	-18.28	68.2	50.62	40.4	15.07	56.17	100	0	P	V
Remark	1. No other spurious found. 2. All results are PASS against Peak and Average limit line.												



Band 3 - Straddle Channel

WIFI 802.11n HT20 (Band Edge @ 3m)

WIFI Ant. 1+2	Note	Frequency (MHz)	Level (dBµV/m)	Over Limit (dB)	Limit Line (dBµV/m)	Read Level (dBµV)	Antenna Factor (dB/m)	Path Loss (dB)	Preamp Factor (dB)	Ant Pos (cm)	Table Pos (deg)	Peak Avg. (P/A)	Pol. (H/V)
802.11n HT20 CH 144 5720MHz		5454.13	51.43	-22.57	74	40.22	32.34	8.46	29.59	100	213	P	H
		5466.22	51.18	-17.02	68.2	39.9	32.36	8.51	29.59	100	213	P	H
		5457.64	42.35	-11.65	54	31.14	32.34	8.46	29.59	100	213	A	H
	*	5720	108.75	-	-	96.99	32.62	8.82	29.68	100	213	P	H
	*	5720	101.25	-	-	89.49	32.62	8.82	29.68	100	213	A	H
		5888.25	52.1	-16.1	68.2	40.18	32.8	8.88	29.76	100	213	P	H
		5459.98	50.5	-23.5	74	39.29	32.34	8.46	29.59	398	41	P	V
		5460.37	50.69	-17.51	68.2	39.48	32.34	8.46	29.59	398	41	P	V
		5458.03	42.05	-11.95	54	30.84	32.34	8.46	29.59	398	41	A	V
	*	5720	104.86	-	-	93.1	32.62	8.82	29.68	398	41	P	V
	*	5720	97.04	-	-	85.28	32.62	8.82	29.68	398	41	A	V
		5857	51.78	-16.42	68.2	39.91	32.76	8.85	29.74	398	41	P	V
Remark	1. No other spurious found. 2. All results are PASS against Peak and Average limit line.												

Band 3 - Straddle Channel

WIFI 802.11n HT20 (Harmonic @ 3m)

WIFI Ant. 1+2	Note	Frequency (MHz)	Level (dBµV/m)	Over Limit (dB)	Limit Line (dBµV/m)	Read Level (dBµV)	Antenna Factor (dB/m)	Path Loss (dB)	Preamp Factor (dB)	Ant Pos (cm)	Table Pos (deg)	Peak Avg. (P/A)	Pol. (H/V)
802.11n HT20 CH 144 5720MHz		11440	47.98	-26.02	74	51.76	39.93	12.72	56.43	100	0	P	H
		17160	50.01	-18.19	68.2	50.71	40.4	15.07	56.17	100	0	P	H
		11440	48.82	-25.18	74	52.6	39.93	12.72	56.43	100	0	P	V
		17160	48.55	-19.65	68.2	49.25	40.4	15.07	56.17	100	0	P	V
Remark	1. No other spurious found. 2. All results are PASS against Peak and Average limit line.												



Band 3 - Straddle Channel

WIFI 802.11n HT40 (Band Edge @ 3m)

WIFI Ant. 1+2	Note	Frequency (MHz)	Level (dBµV/m)	Over Limit (dB)	Limit Line (dBµV/m)	Read Level (dBµV)	Antenna Factor (dB/m)	Path Loss (dB)	Preamp Factor (dB)	Ant Pos (cm)	Table Pos (deg)	Peak Avg. (P/A)	Pol. (H/V)
802.11n HT40 CH 142 5710MHz		5394.07	50.7	-23.3	74	39.71	32.26	8.31	29.58	100	209	P	H
		5466.22	48.96	-19.24	68.2	37.68	32.36	8.51	29.59	100	209	P	H
		5456.86	43.18	-10.82	54	31.97	32.34	8.46	29.59	100	209	A	H
	*	5710	106.42	-	-	94.67	32.61	8.82	29.68	100	209	P	H
	*	5710	98.77	-	-	87.02	32.61	8.82	29.68	100	209	A	H
		5946.5	53.48	-14.72	68.2	41.48	32.85	8.93	29.78	100	209	P	H
		5458.03	50.63	-23.37	74	39.42	32.34	8.46	29.59	393	88	P	V
		5459.98	50.36	-23.64	74	39.15	32.34	8.46	29.59	393	88	P	V
		5452.57	42.57	-11.43	54	31.36	32.34	8.46	29.59	393	88	A	V
	*	5710	101.01	-	-	89.26	32.61	8.82	29.68	393	88	P	V
	*	5710	93.98	-	-	82.23	32.61	8.82	29.68	393	88	A	V
		5898.75	52.18	-16.02	68.2	40.24	32.8	8.9	29.76	393	88	P	V
Remark	1. No other spurious found. 2. All results are PASS against Peak and Average limit line.												

Band 3 - Straddle Channel

WIFI 802.11n HT40 (Harmonic @ 3m)

WIFI Ant. 1+2	Note	Frequency (MHz)	Level (dBµV/m)	Over Limit (dB)	Limit Line (dBµV/m)	Read Level (dBµV)	Antenna Factor (dB/m)	Path Loss (dB)	Preamp Factor (dB)	Ant Pos (cm)	Table Pos (deg)	Peak Avg. (P/A)	Pol. (H/V)
802.11n HT40 CH 142 5710MHz		11420	47.11	-26.89	74	50.9	39.93	12.71	56.43	100	0	P	H
		17130	48.99	-19.21	68.2	49.7	40.32	15.08	56.11	100	0	P	H
		11420	47.31	-26.69	74	51.1	39.93	12.71	56.43	100	0	P	V
		17130	49.29	-18.91	68.2	50	40.32	15.08	56.11	100	0	P	V
Remark	1. No other spurious found. 2. All results are PASS against Peak and Average limit line.												



Band 3 - Straddle Channel

WIFI 802.11ac VHT80 (Band Edge @ 3m)

WIFI Ant. 1+2	Note	Frequency (MHz)	Level (dBµV/m)	Over Limit (dB)	Limit Line (dBµV/m)	Read Level (dBµV)	Antenna Factor (dB/m)	Path Loss (dB)	Preamp Factor (dB)	Ant Pos (cm)	Table Pos (deg)	Peak Avg. (P/A)	Pol. (H/V)
802.11ac VHT80 CH 138 5690MHz		5456.47	52.7	-21.3	74	41.49	32.34	8.46	29.59	100	190	P	H
		5466.22	52.73	-15.47	68.2	41.45	32.36	8.51	29.59	100	190	P	H
		5457.25	44.74	-9.26	54	33.53	32.34	8.46	29.59	100	190	A	H
	*	5690	104.35	-	-	92.6	32.59	8.83	29.67	100	190	P	H
	*	5690	96.85	-	-	85.1	32.59	8.83	29.67	100	190	A	H
		5874.4	54	-14.2	68.2	42.1	32.78	8.87	29.75	100	190	P	H
		5433.85	51.69	-22.31	74	40.54	32.32	8.41	29.58	396	260	P	V
		5463.88	51.16	-17.04	68.2	39.93	32.36	8.46	29.59	396	260	P	V
		5456.47	44.39	-9.61	54	33.18	32.34	8.46	29.59	396	260	A	V
	*	5690	101.96	-	-	90.21	32.59	8.83	29.67	396	260	P	V
	*	5690	94.69	-	-	82.94	32.59	8.83	29.67	396	260	A	V
		5888.2	52.61	-15.59	68.2	40.69	32.8	8.88	29.76	396	260	P	V
Remark	1. No other spurious found. 2. All results are PASS against Peak and Average limit line.												

Band 3 - Straddle Channel

WIFI 802.11ac VHT80 (Harmonic @ 3m)

WIFI Ant. 1+2	Note	Frequency (MHz)	Level (dBµV/m)	Over Limit (dB)	Limit Line (dBµV/m)	Read Level (dBµV)	Antenna Factor (dB/m)	Path Loss (dB)	Preamp Factor (dB)	Ant Pos (cm)	Table Pos (deg)	Peak Avg. (P/A)	Pol. (H/V)
802.11ac VHT80 CH 138 5690MHz		11380	46.45	-27.55	74	50.24	39.95	12.71	56.45	100	0	P	H
		17070	49.33	-18.87	68.2	50.14	40.16	15.04	56.01	100	0	P	H
		11380	47.07	-26.93	74	50.86	39.95	12.71	56.45	100	0	P	V
		17070	49.32	-18.88	68.2	50.13	40.16	15.04	56.01	100	0	P	V
Remark	1. No other spurious found. 2. All results are PASS against Peak and Average limit line.												



Emission below 1GHz
WIFI 802.11ac VHT80 (LF @ 3m)

Table with 14 columns: WIFI Ant. 1+2, Note, Frequency (MHz), Level (dBµV/m), Over Limit (dB), Limit Line (dBµV/m), Read Level (dBµV), Antenna Factor (dB/m), Path Loss (dB), Preamp Factor (dB), Ant Pos (cm), Table Pos (deg), Peak Avg. (P/A), Pol. (H/V). Rows include frequency data for 802.11ac VHT80 LF and a Remark section.



Note symbol

*	Fundamental Frequency which can be ignored. However, the level of any unwanted emissions shall not exceed the level of the fundamental frequency.
!	Test result is over limit line.
P/A	Peak or Average
H/V	Horizontal or Vertical



A calculation example for radiated spurious emission is shown as below:

WIFI Ant. 1	Note	Frequency (MHz)	Level (dBμV/m)	Over Limit (dB)	Limit Line (dBμV/m)	Read Level (dBμV)	Antenna Factor (dB/m)	Path Loss (dB)	Preamp Factor (dB)	Ant Pos (cm)	Table Pos (deg)	Peak Avg. (P/A)	Pol. (H/V)
802.11b		2390	55.45	-18.55	74	54.51	32.22	4.58	35.86	103	308	P	H
CH 01		2390	43.54	-10.46	54	42.6	32.22	4.58	35.86	103	308	A	H
2412MHz													

1. Path Loss(dB) = Cable loss(dB) + Filter loss(dB) + Attenuator loss(dB)
2. Level(dBμV/m) = Antenna Factor(dB/m) + Path Loss(dB) + Read Level(dBμV) - Preamp Factor(dB)
3. Over Limit(dB) = Level(dBμV/m) – Limit Line(dBμV/m)

For Peak Limit @ 2390MHz:

1. Level(dBμV/m)
= Antenna Factor(dB/m) + Path Loss(dB) + Read Level(dBμV) - Preamp Factor(dB)
= 32.22(dB/m) + 4.58(dB) + 54.51(dBμV) – 35.86 (dB)
= 55.45 (dBμV/m)
2. Over Limit(dB)
= Level(dBμV/m) – Limit Line(dBμV/m)
= 55.45(dBμV/m) – 74(dBμV/m)
= -18.55(dB)

For Average Limit @ 2390MHz:

1. Level(dBμV/m)
= Antenna Factor(dB/m) + Path Loss(dB) + Read Level(dBμV) - Preamp Factor(dB)
= 32.22(dB/m) + 4.58(dB) + 42.6(dBμV) – 35.86 (dB)
= 43.54 (dBμV/m)
2. Over Limit(dB) = Level(dBμV/m) – Limit Line(dBμV/m)
= 43.54(dBμV/m) – 54(dBμV/m)
= -10.46(dB)

Both peak and average measured complies with the limit line, so test result is “PASS”.