

FCC Label Artwork

Each equipment covered in the certification for equipment authorization shall bear a label listing as the following:

- 1) **An FCC ID**, which should be printed in the following format with legible lettering. Eight point type is acceptable.

FCC ID: 2ALB6-PALMBLE04


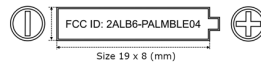
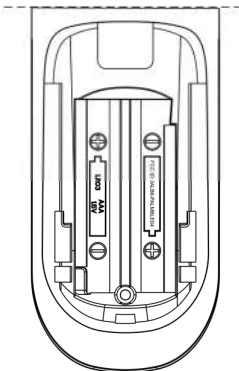
- “FCC ID” - in capital letters on a single line.
2ALB6 - grantee code as assigned by the FCC (may be three or five).
PALMBLE04 - alphanumeric characters selected specific to this product

- 2) **Label artwork** (for products such as RF remote controller / receiver)

FCC ID: 2ALB6-PALMBLE04

Battery lid interior view

PCB SILKSCREEN



SCALE
1/1

SCALE
2/1

Note 1: The FCC ID is laser printed on the battery compartment.

Note 2: The label shall not be a stick-on paper label. The label on these products shall be permanently affixed to the product and shall be readily visible to the purchaser at the time of purchase. “Permanently affixed” means that the label is etched, engraved, stamped, silkscreened, indelibly printed, or otherwise permanently marked on a permanently attached part of the equipment or on a nameplate of metal, plastic, or other material fastened to the equipment by welding, riveting, or a permanent adhesive. The label must be designed to last the expected lifetime of the equipment in the environment in which the equipment may be operated and must not be readily detachable.

T. +351 256 001 930
NIF. 509 195 830

Centro Empresarial
e Tecnológico
de S. João da Madeira

www.tech4home.pt
geral@tech4home.pt

Rua de Fundões, nº 151
3700-121 S. João da Madeira
Portugal