



C.7 Conducted Spurious Emission

Test Result

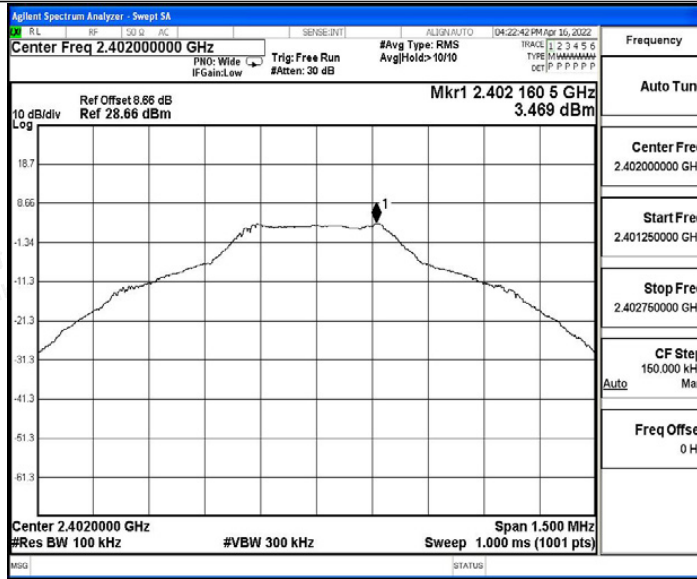
TestMode	Antenna	Channel	FreqRange [MHz]	RefLevel [dBm]	Result [dBm]	Limit [dBm]	Verdict
DH5	Ant1	2402	Reference	3.47	3.47	---	PASS
			30~1000	3.47	-53.22	≤-16.53	PASS
			1000~26500	3.47	-45.99	≤-16.53	PASS
		2441	Reference	4.64	4.64	---	PASS
			30~1000	4.64	-54.79	≤-15.36	PASS
			1000~26500	4.64	-45.85	≤-15.36	PASS
		2480	Reference	3.18	3.18	---	PASS
			30~1000	3.18	-54.5	≤-16.82	PASS
			1000~26500	3.18	-44.98	≤-16.82	PASS
2DH5	Ant1	2402	Reference	1.91	1.91	---	PASS
			30~1000	1.91	-54.74	≤-18.09	PASS
			1000~26500	1.91	-45.17	≤-18.09	PASS
		2441	Reference	3.18	3.18	---	PASS
			30~1000	3.18	-53.47	≤-16.82	PASS
			1000~26500	3.18	-45.22	≤-16.82	PASS
		2480	Reference	1.82	1.82	---	PASS
			30~1000	1.82	-54.72	≤-18.18	PASS
			1000~26500	1.82	-46.09	≤-18.18	PASS
3DH5	Ant1	2402	Reference	1.97	1.97	---	PASS
			30~1000	1.97	-53.02	≤-18.03	PASS
			1000~26500	1.97	-43.49	≤-18.03	PASS
		2441	Reference	3.11	3.11	---	PASS
			30~1000	3.11	-54.9	≤-16.89	PASS
			1000~26500	3.11	-46.02	≤-16.89	PASS
		2480	Reference	1.74	1.74	---	PASS
			30~1000	1.74	-53.74	≤-18.26	PASS
			1000~26500	1.74	-45.88	≤-18.26	PASS



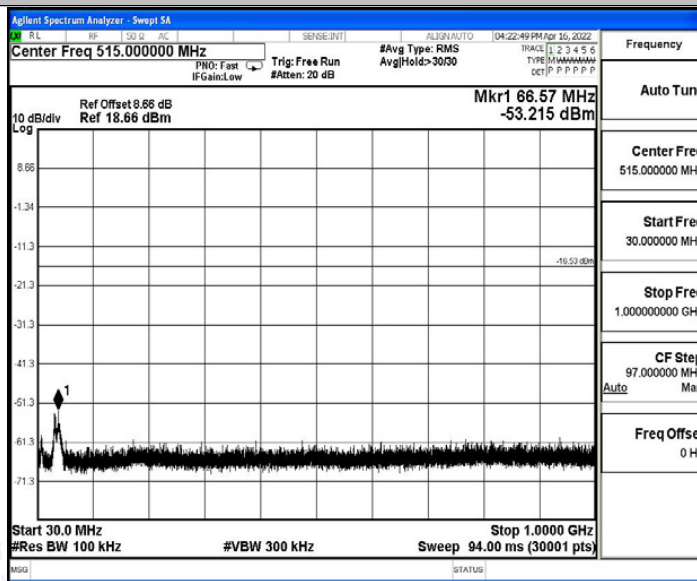


Test Graphs

DH5_Ant1_2402_0~Reference

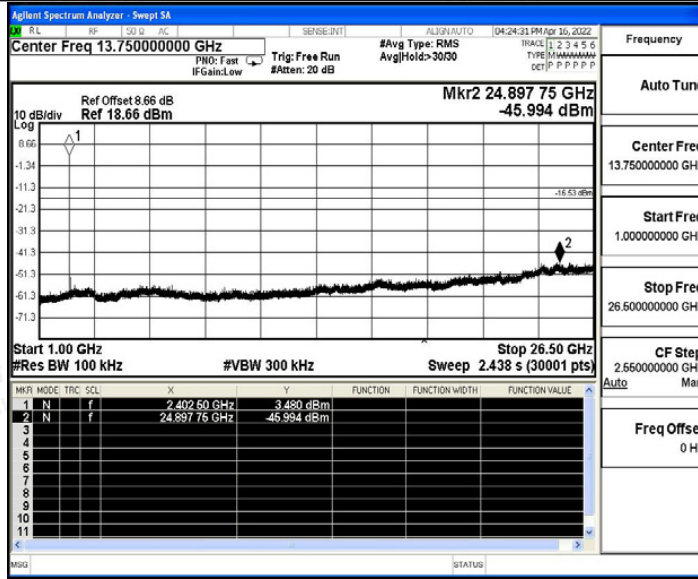


DH5_Ant1_2402_30~1000

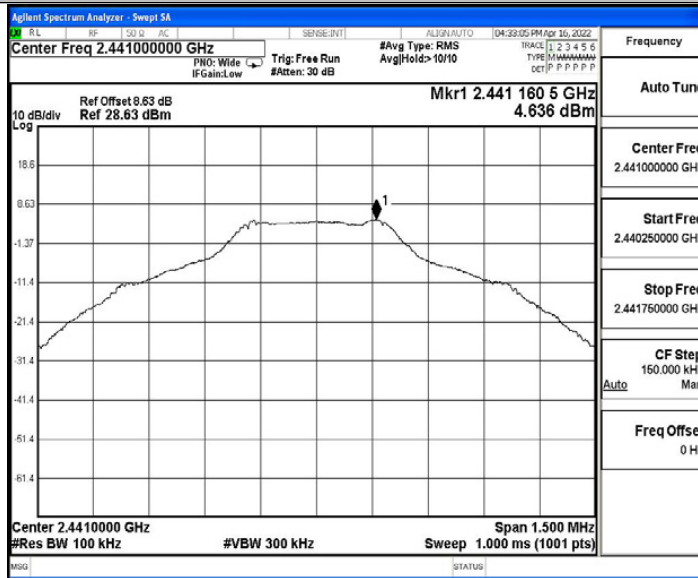


DH5_Ant1_2402_1000~26500



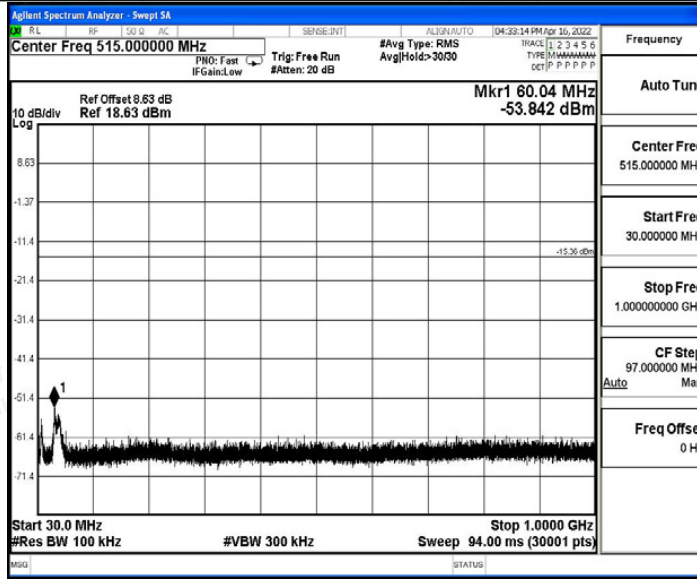


DH5_Ant1_2441_0~Reference

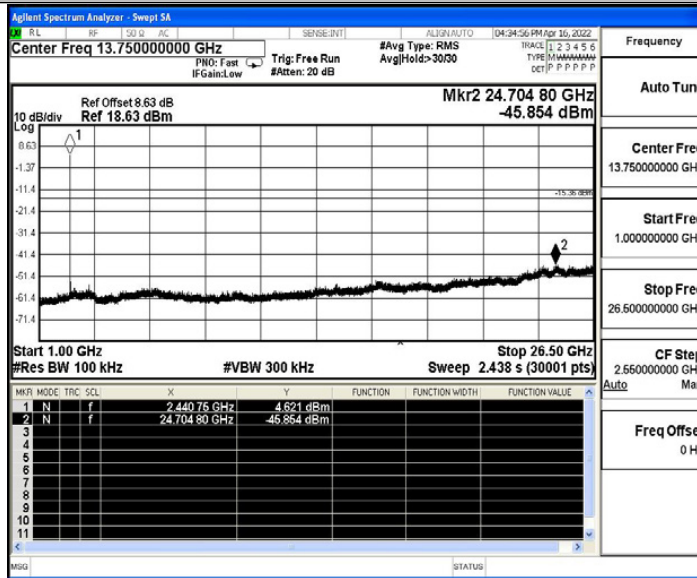


DH5_Ant1_2441_30~1000



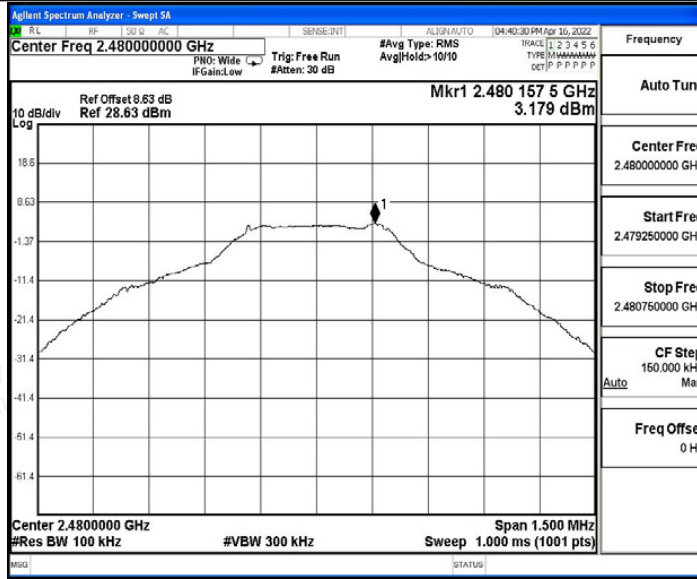


DH5_Ant1_2441_1000~26500

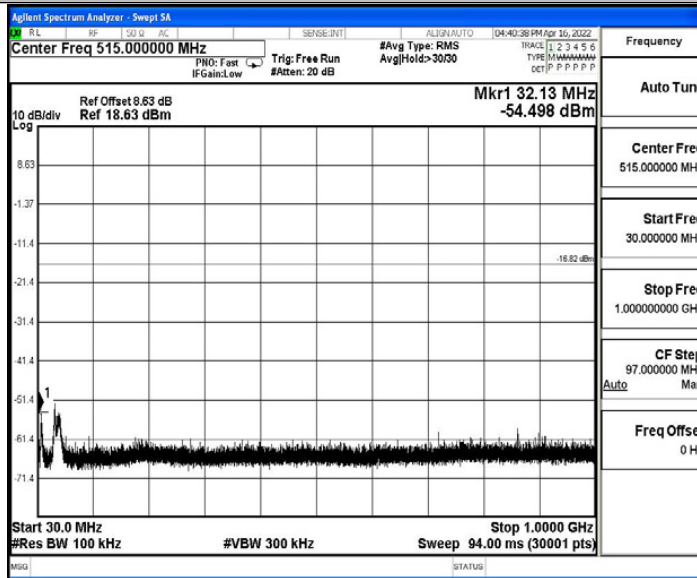


DH5_Ant1_2480_0~Reference



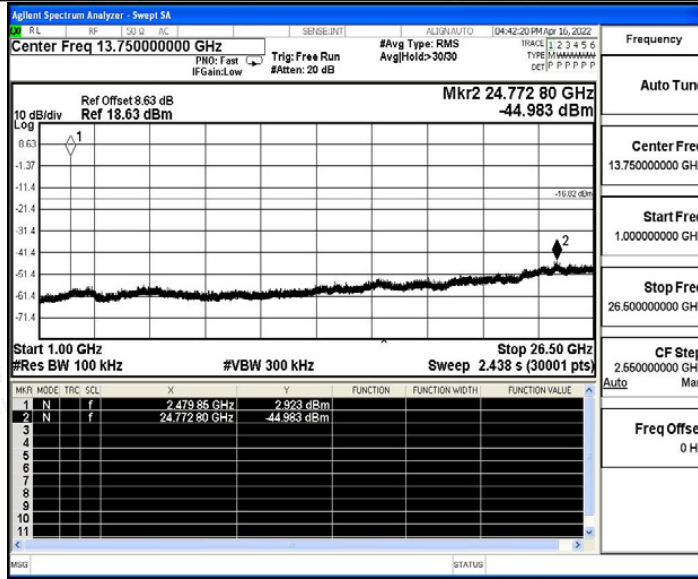


DH5_Ant1_2480_30~1000

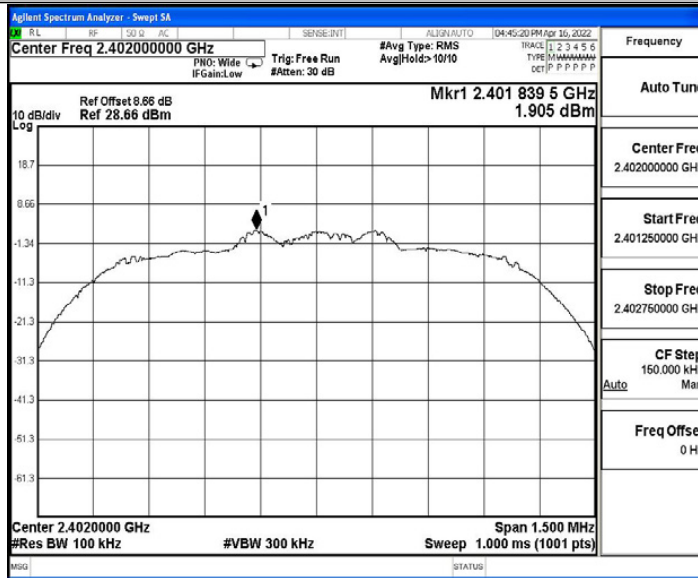


DH5_Ant1_2480_1000~26500



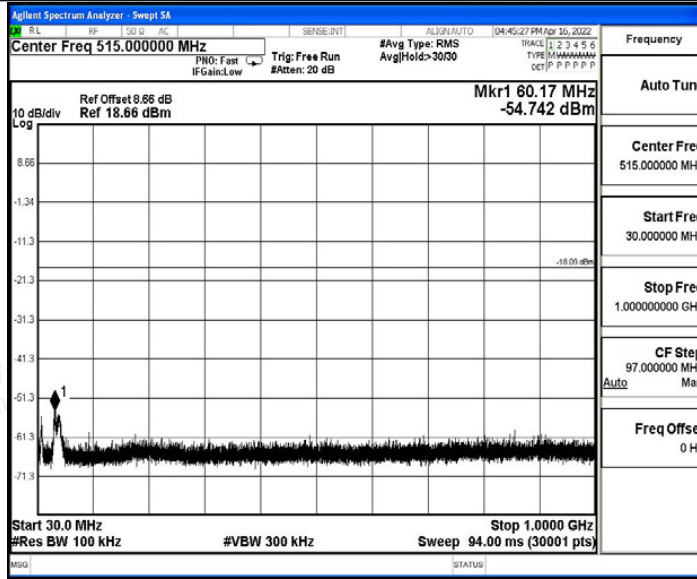


2DH5_Ant1_2402_0~Reference

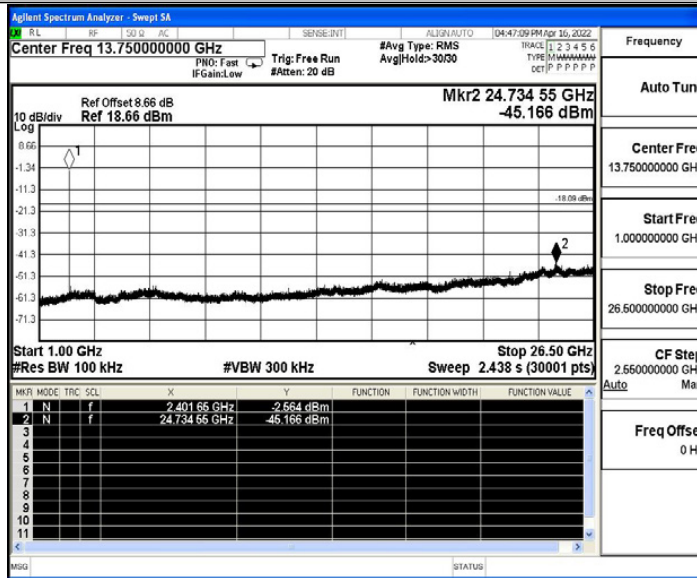


2DH5_Ant1_2402_30~1000



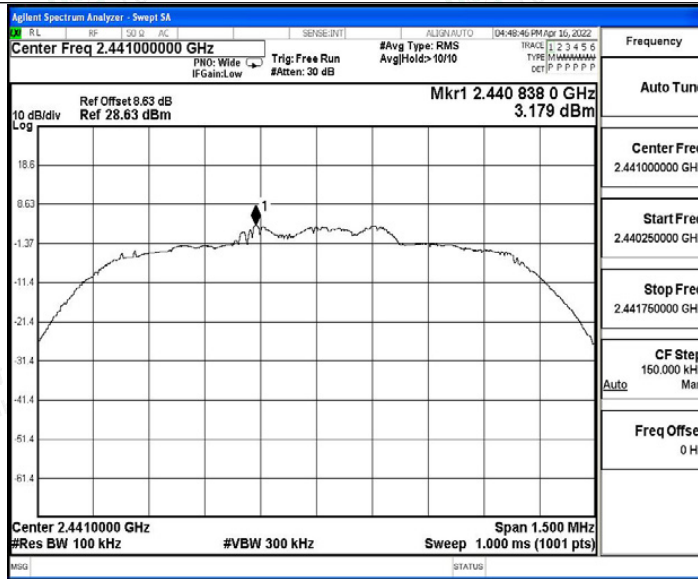


2DH5_Ant1_2402_1000~26500

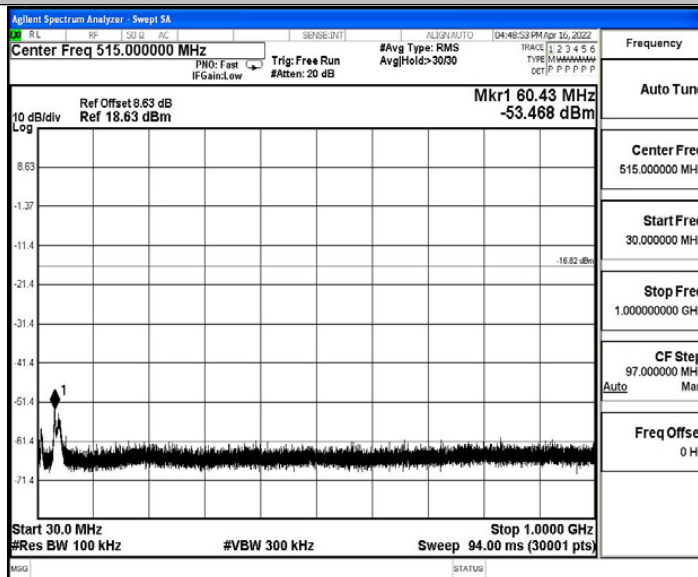


2DH5_Ant1_2441_0~Reference



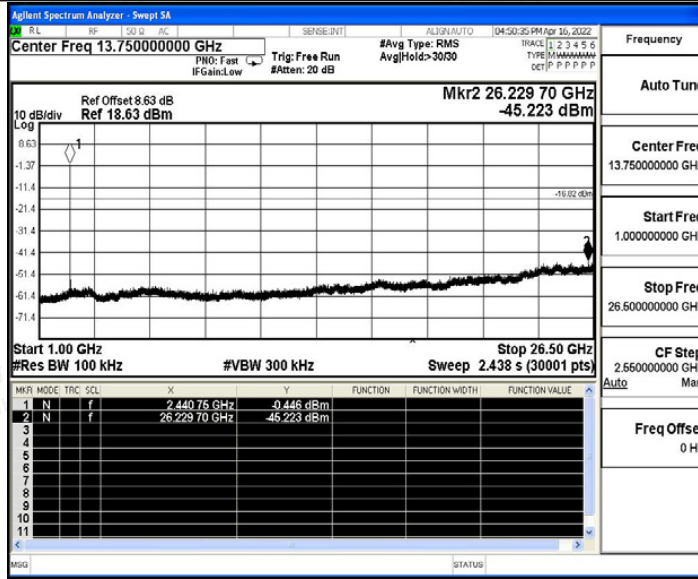


2DH5_Ant1_2441_30~1000

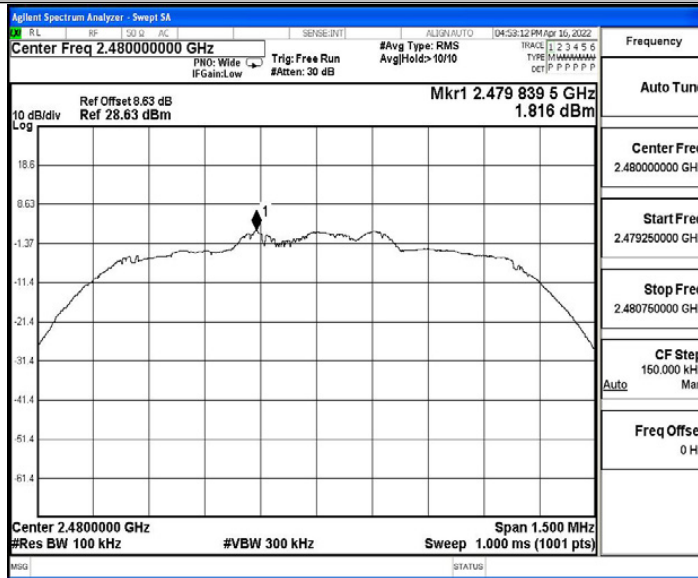


2DH5_Ant1_2441_1000~26500



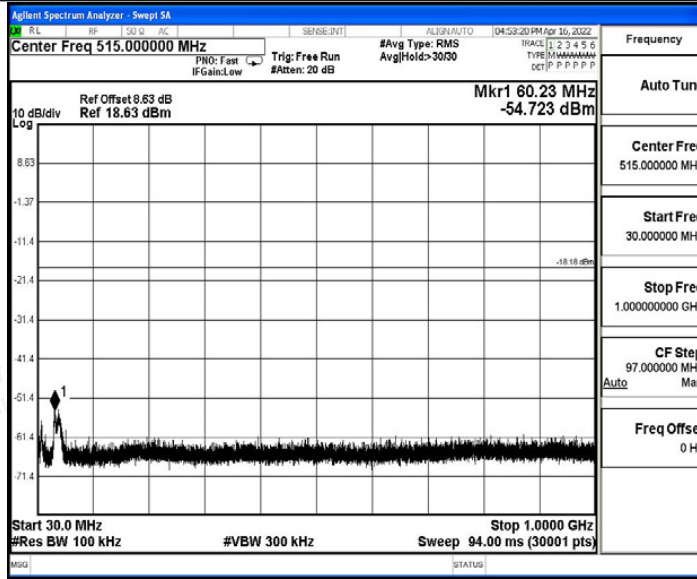


2DH5_Ant1_2480_0~Reference

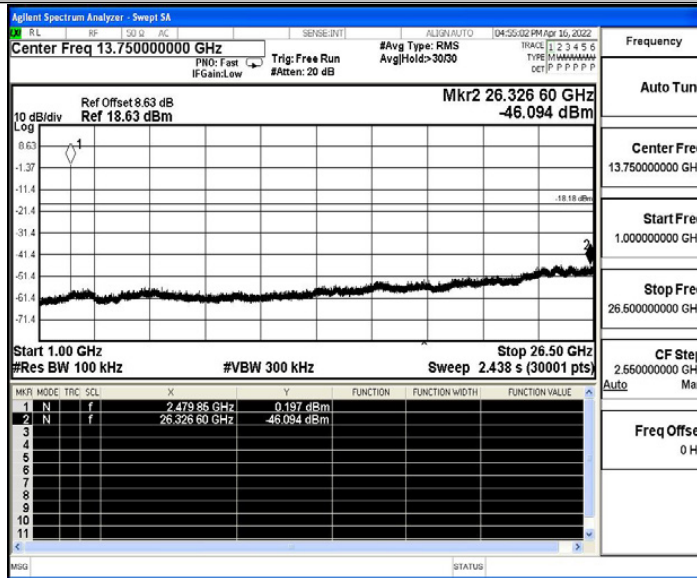


2DH5_Ant1_2480_30~1000



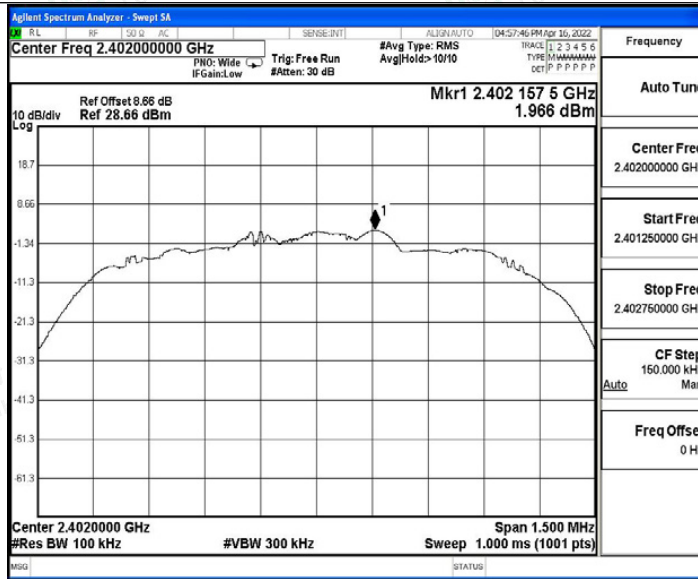


2DH5_Ant1_2480_1000~26500

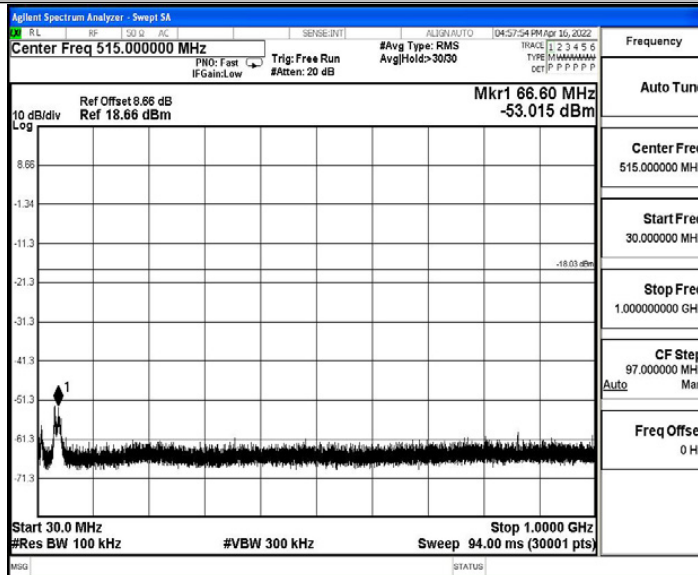


3DH5_Ant1_2402_0~Reference



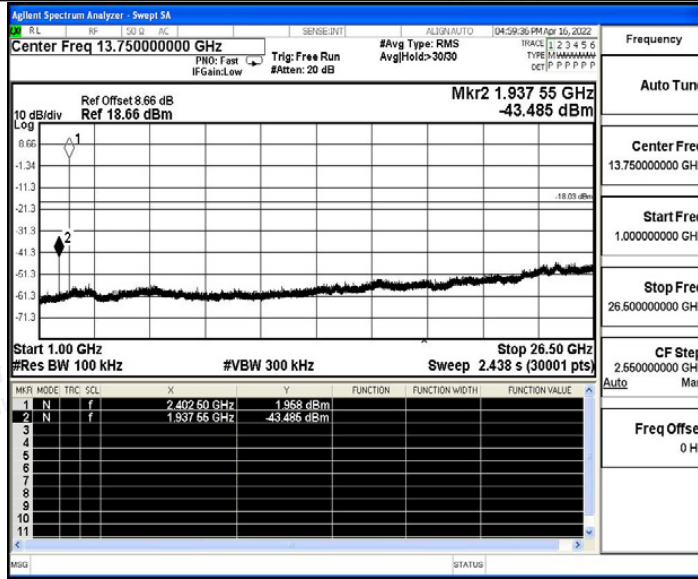


3DH5_Ant1_2402_30~1000

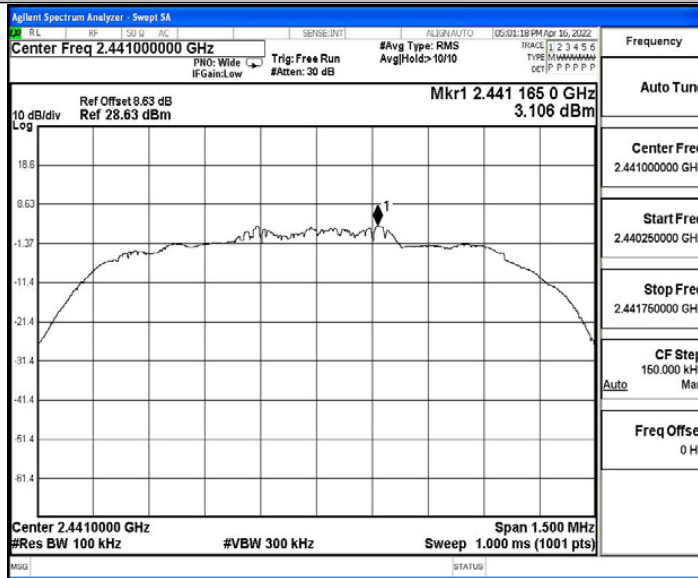


3DH5_Ant1_2402_1000~26500



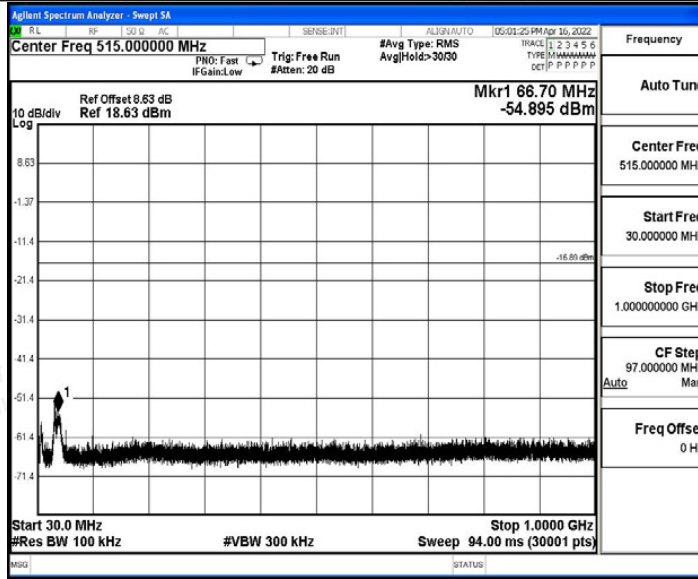


3DH5_Ant1_2441_0~Reference

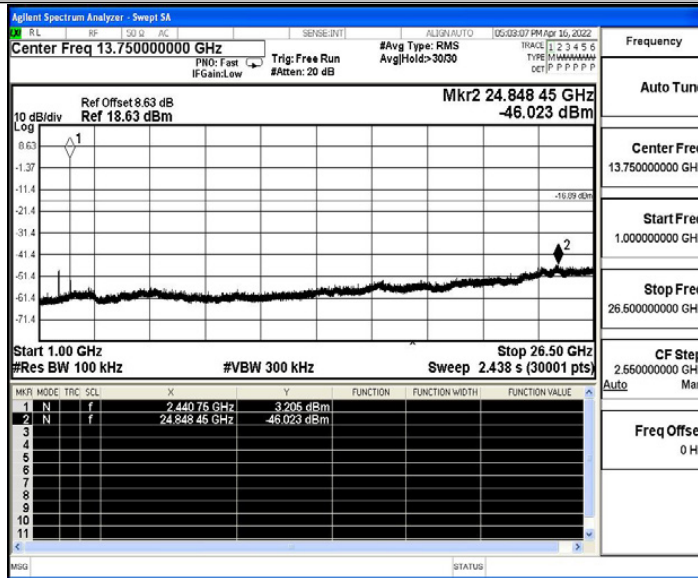


3DH5_Ant1_2441_30~1000



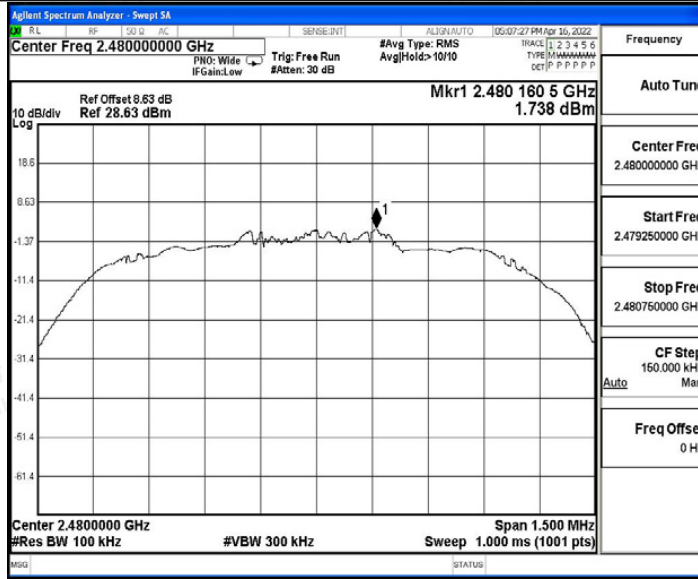


3DH5_Ant1_2441_1000~26500

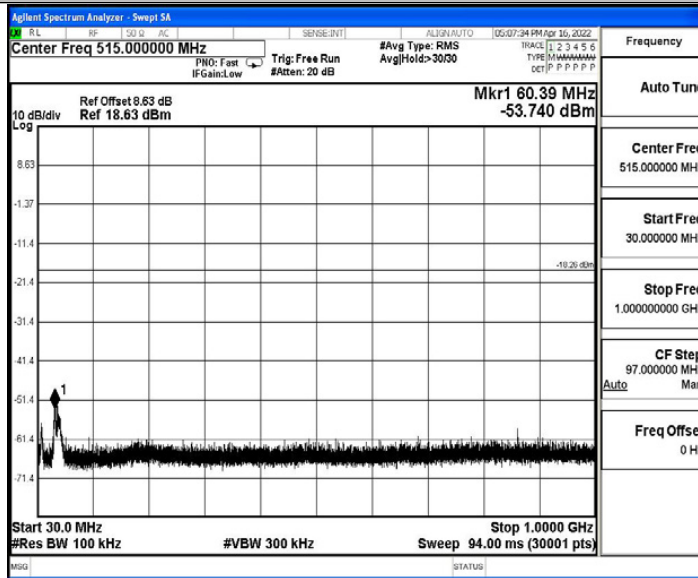


3DH5_Ant1_2480_0~Reference



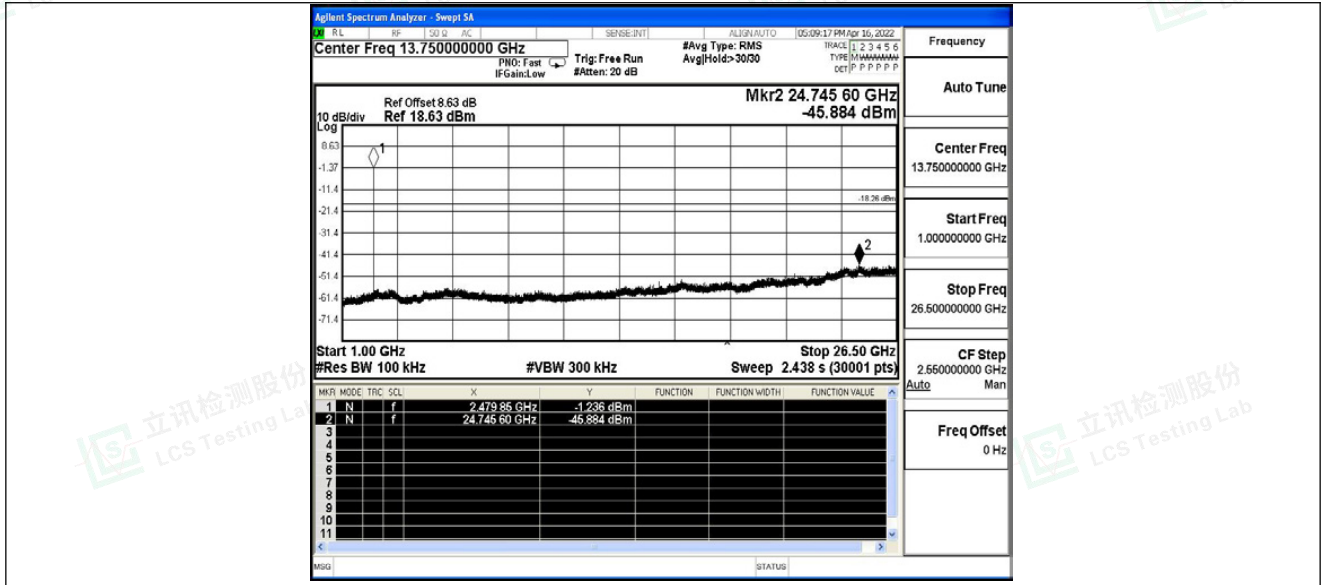


3DH5_Ant1_2480_30~1000



3DH5_Ant1_2480_1000~26500







C.8 Emissions in Restricted Bands

Test Result

TestMode	Antenna	ChName	Channel	Detector	Freq. [MHz]	Result [dBm]	Limit [dBm]	Result [dBuV/m]	Limit [dBuV/m]	Verdict
DH5	Ant1	Low	2402	AV	2310.000	-57.99	≤-41.20	37.21	≤54	PASS
				AV	2381.375	-57.48	≤-41.20	37.72	≤54	PASS
				AV	2390.000	-57.64	≤-41.20	37.56	≤54	PASS
				Peak	2310.000	-49	≤-21.20	46.20	≤74	PASS
				Peak	2380.535	-46.23	≤-21.20	48.97	≤74	PASS
				Peak	2390.000	-46.8	≤-21.20	48.40	≤74	PASS
		High	2480	AV	2483.500	-53.57	≤-41.20	41.63	≤54	PASS
				AV	2483.520	-53.64	≤-41.20	41.56	≤54	PASS
				AV	2500.000	-57.06	≤-41.20	38.14	≤54	PASS
				Peak	2483.500	-46.61	≤-21.20	48.59	≤74	PASS
				Peak	2484.400	-45.84	≤-21.20	49.36	≤74	PASS
				Peak	2500.000	-47.27	≤-21.20	47.93	≤74	PASS
2DH5	Ant1	Low	2402	AV	2310.000	-57.96	≤-41.20	37.24	≤54	PASS
				AV	2379.065	-57.51	≤-41.20	37.69	≤54	PASS
				AV	2390.000	-57.52	≤-41.20	37.68	≤54	PASS
				Peak	2310.000	-48.29	≤-21.20	46.91	≤74	PASS
				Peak	2361.950	-46.13	≤-21.20	49.07	≤74	PASS
				Peak	2390.000	-48.36	≤-21.20	46.84	≤74	PASS
		High	2480	AV	2483.500	-53.15	≤-41.20	42.05	≤54	PASS
				AV	2483.520	-53.36	≤-41.20	41.84	≤54	PASS
				AV	2500.000	-57.05	≤-41.20	38.15	≤54	PASS
				Peak	2483.500	-45.63	≤-21.20	49.57	≤74	PASS
				Peak	2483.520	-45.63	≤-21.20	49.57	≤74	PASS
				Peak	2500.000	-47.91	≤-21.20	47.29	≤74	PASS
3DH5	Ant1	Low	2402	AV	2310.000	-58.05	≤-41.20	37.15	≤54	PASS
				AV	2389.250	-57.39	≤-41.20	37.81	≤54	PASS
				AV	2390.000	-57.61	≤-41.20	37.59	≤54	PASS
				Peak	2310.000	-48.47	≤-21.20	46.73	≤74	PASS
				Peak	2351.240	-45.11	≤-21.20	50.09	≤74	PASS
				Peak	2390.000	-47.22	≤-21.20	47.98	≤74	PASS
		High	2480	AV	2483.500	-53.17	≤-41.20	42.03	≤54	PASS
				AV	2483.520	-53.17	≤-41.20	42.03	≤54	PASS
				AV	2500.000	-56.86	≤-41.20	38.34	≤54	PASS
				Peak	2483.500	-44.4	≤-21.20	50.80	≤74	PASS
Peak	2483.520	-44.4	≤-21.20	50.80	≤74	PASS				



Shenzhen LCS Compliance Testing Laboratory Ltd.

Add: 101, 201 Bldg A & 301 Bldg C, Juji Industrial Park Yabianxueziwei, Shajing Street, Baoan District, Shenzhen, 518000, China

Tel: +(86) 0755-82591330 | E-mail: webmaster@lcs-cert.com | Web: www.lcs-cert.com

Scan code to check authenticity



				Peak	2500.000	-47.35	≤-21.20	47.85	≤74	PASS
--	--	--	--	------	----------	--------	---------	-------	-----	------

Note:

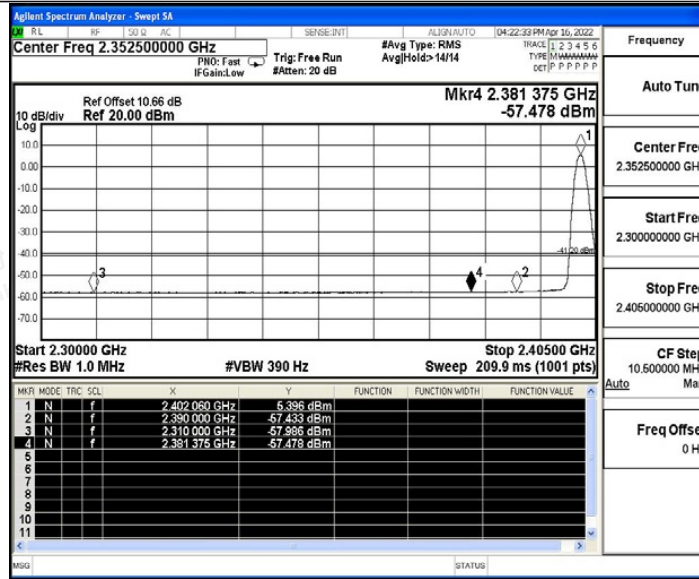
1. The Antenna Gain is compensated in the graph.
2. The limit in dBm for average detector is conversion from 54dBuV/m, according to 15.209(a). The limit in dBm for peak detector is 20dB above the limit of average detector in dBm.



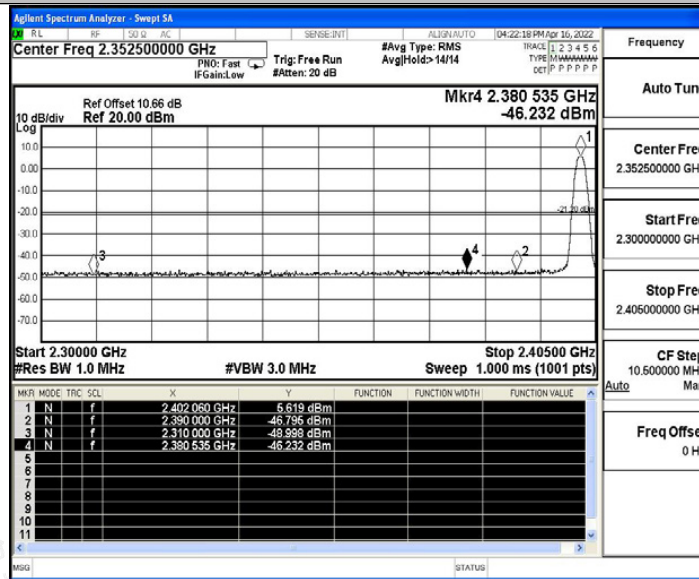


Test Graphs

DH5_Ant1_Low_2402_AV

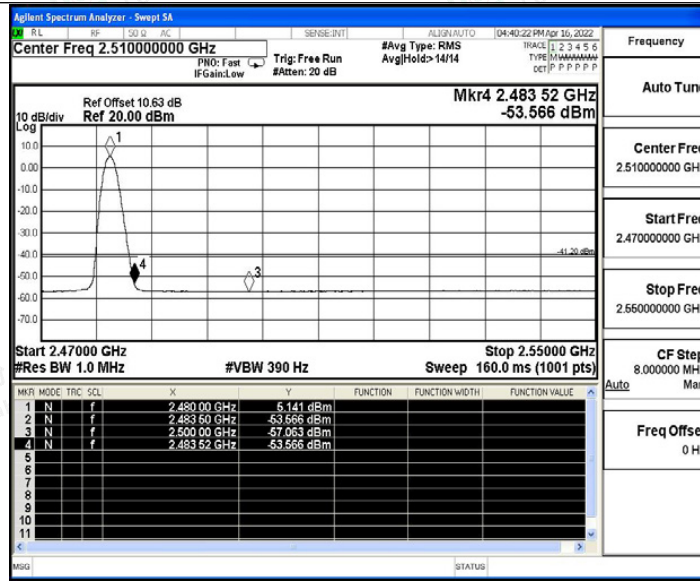


DH5_Ant1_Low_2402_Peak

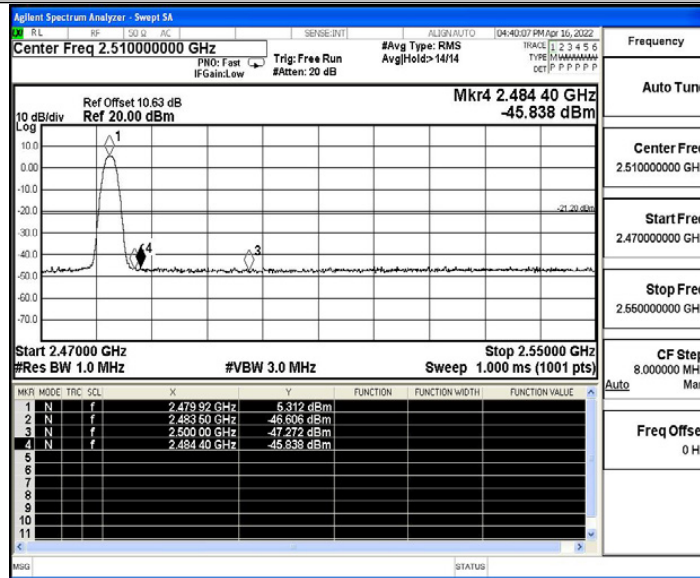


DH5_Ant1_High_2480_AV



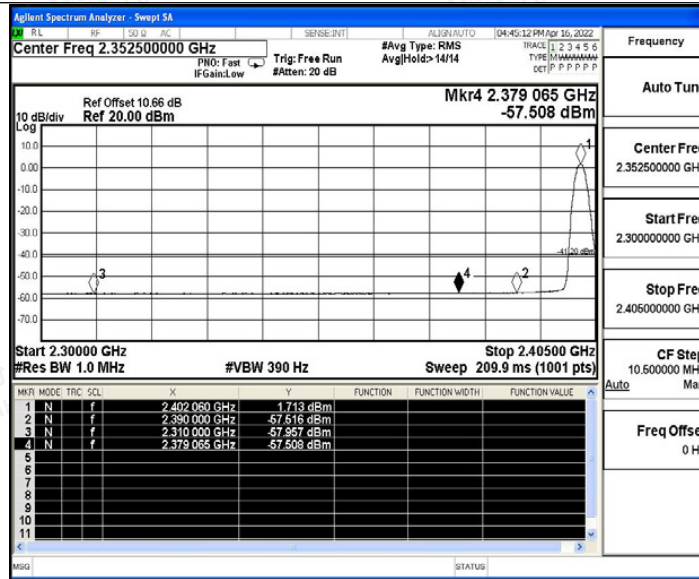


DH5_Ant1_High_2480_Peak

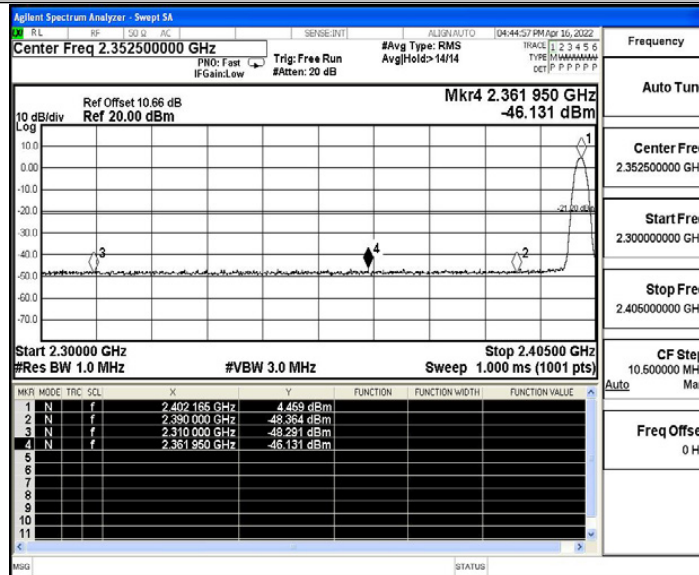


2DH5_Ant1_Low_2402_AV



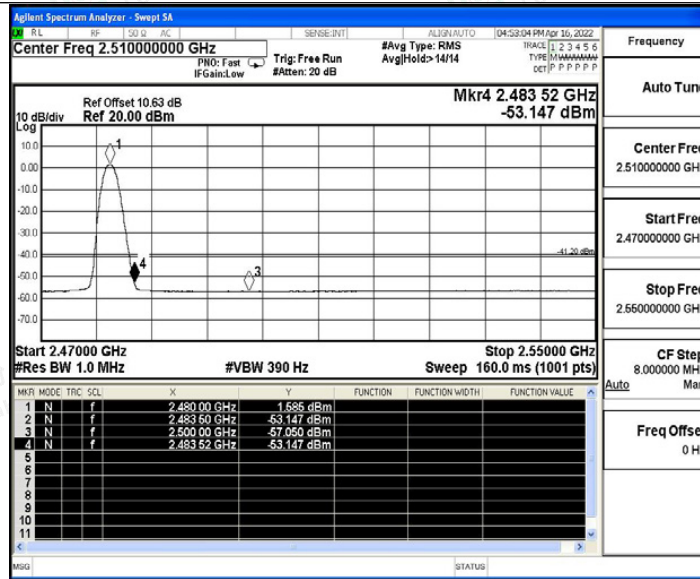


2DH5_Ant1_Low_2402_Peak

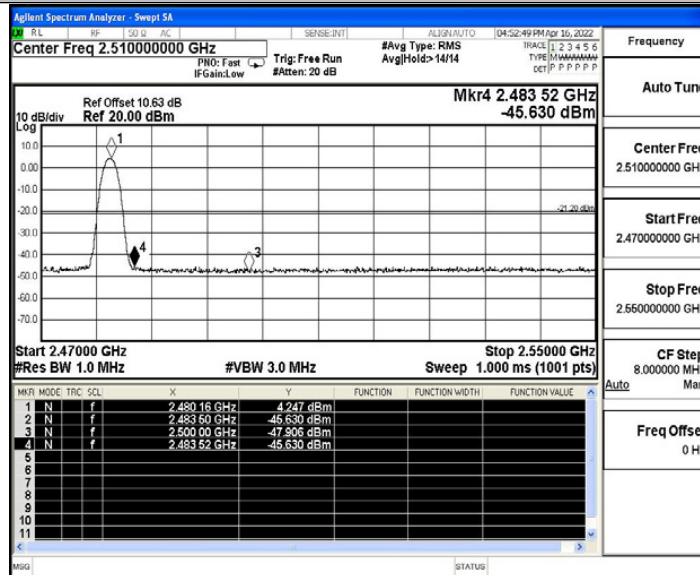


2DH5_Ant1_High_2480_AV



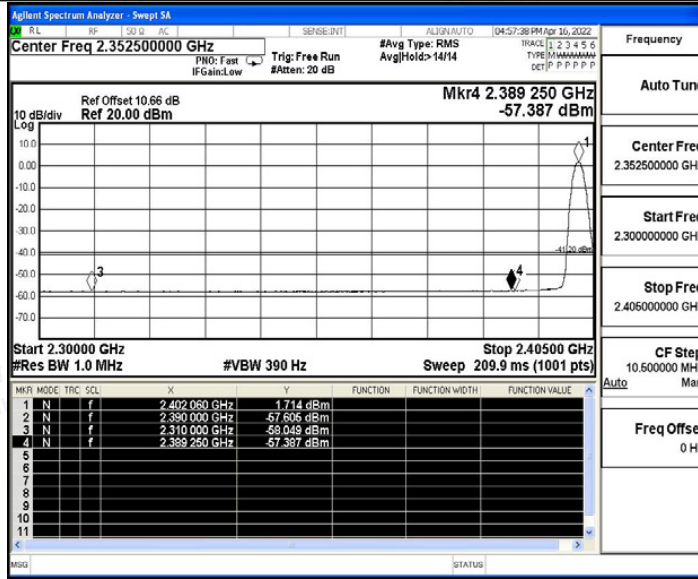


2DH5_Ant1_High_2480_Peak

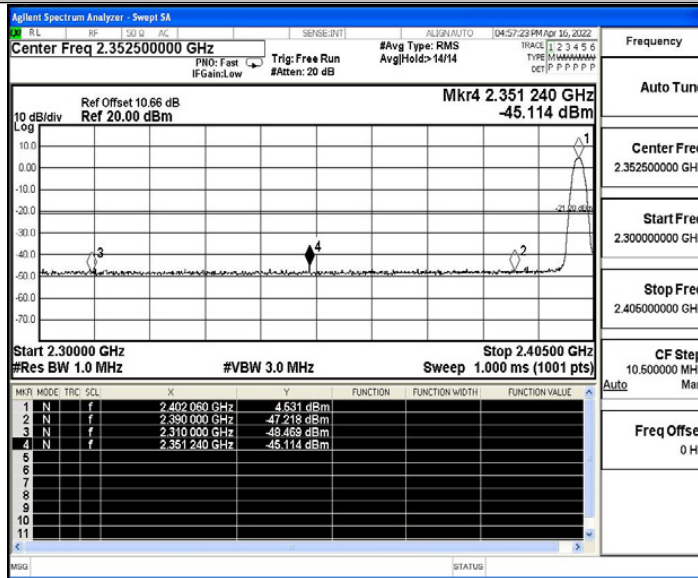


3DH5_Ant1_Low_2402_AV



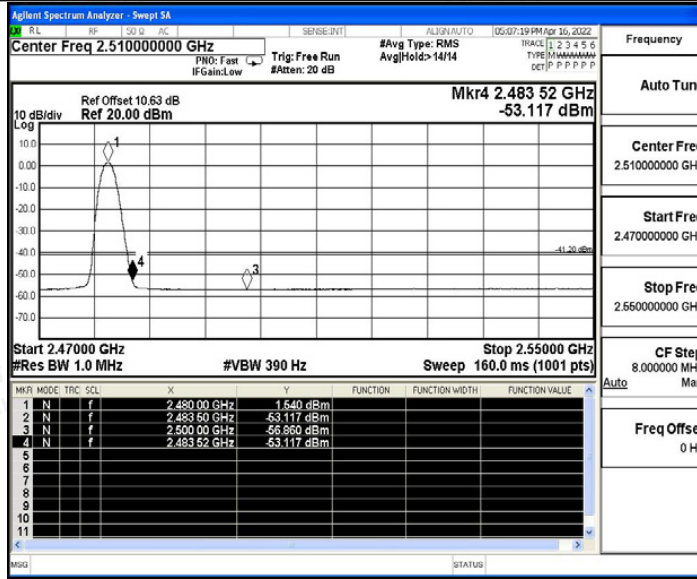


3DH5_Ant1_Low_2402_Peak



3DH5_Ant1_High_2480_AV





3DH5_Ant1_High_2480_Peak

