

Test Setup Photographs for the CBM-002A

1. Radiated Emissions

1.1. Configuration 1: Test setup for Measurements under 1 GHz




Photo 1




Photo 2

Radiated Emissions (continued)




Photo 3

1.2. Configuration 2: Test setup for Measurement above 1 GHz



Photo 1




Photo 2

2. AC Conducted Emissions

2.1. Test setup for AC Conducted Emissions Measurement



Photo 1




Photo 2