



CHORUS

WIRELESS SPEAKER
WITH SHOULDER STRAP



40W

SOUND OUTPUT



UP TO 4 HOURS
PLAYTIME



ADJUSTABLE
SHOULDER STRAP

User's Manual

Item: RBK6200

FCCID: 2AL9B-RBK6200



SAFETY PRECAUTIONS

When using your speaker, basic safety precautions should always be followed, including:

1. READ ALL INSTRUCTIONS BEFORE USING YOUR WIRELESS SPEAKER.
2. Never expose your speaker to high temperatures, extreme cold, or high humidity. Do not submerge in water.
3. To avoid the risk of electric shock, never attempt to open or repair your wireless speaker without the assistance of certified professionals.
4. Your wireless speaker is not to be used by children or the infirm without suitable adult supervision.
5. Always press all buttons carefully. Do not manhandle your wireless speaker.
6. Do not use your wireless speaker at temperatures under 32°F (0°C) or over 104°F (40°C).
7. Do not drop your wireless speaker, throw it, or subject it to strong impacts or physical trauma.
8. Contact the manufacturer for support if you detect any abnormalities when using your wireless speaker. In addition, do not continue to use your wireless speaker if you detect any smoke or fire.
9. Unplug your wireless speaker when not in use for extended periods of time.
10. When plugged in, do not place your wireless speaker on flammable materials such as rugs, carpets, or bedding.
11. Please recycle or dispose of your wireless speaker properly according to your municipality's laws and rules. Contact local recycling facilities and/or the manufacturer for further information.
12. Clean your wireless speaker using a soft cloth or paper towel. Do not use harsh chemicals when cleaning your wireless speaker, and never submerge your wireless speaker in water.



CAUTION

BATTERY WARNING:

- The device is equipped with an integrated lithium ion battery. The battery cannot be replaced. Do not attempt to remove the battery from the device.
- Do not dispose of in fire or expose to excessive heat.
- Do not crush, puncture, incinerate, or short circuit external contacts.
- Please recycle or dispose of the battery properly. Contact your local recycling facilities and/or the manufacturer for further information.

INTRODUCTION

Thank you for purchasing the Reebok Chorus Wireless Speaker With Shoulder Strap, item RBK6200. Carry your speaker with you from the gym to the game. To get the most out of your device, please read this user's manual thoroughly before use.

PACKAGE CONTENTS

- Wireless Speaker with Shoulder Strap
- USB-C Charging Cable
- User's Manual with Warranty Information

FEATURES

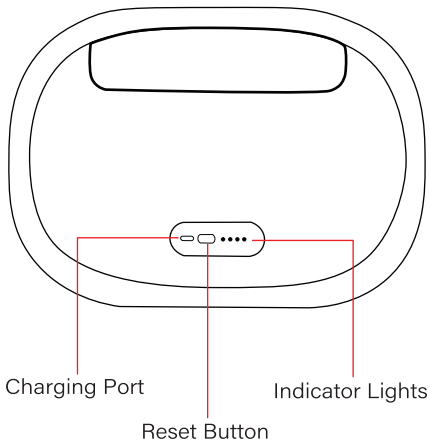
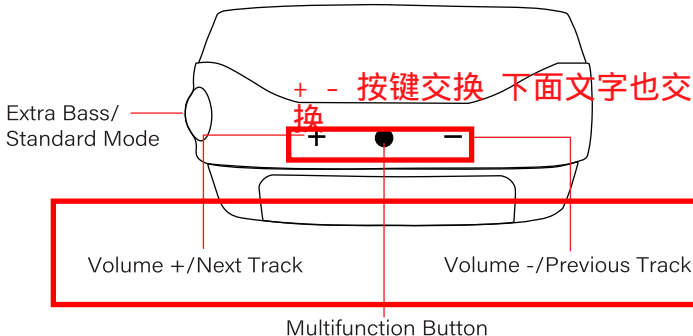
- 4 Hour Playtime*
- 40W Sound Output
- Adjustable Shoulder Strap

*Applicable at 50% of maximum volume. Results will lower with increased volume.

SPECIFICATIONS

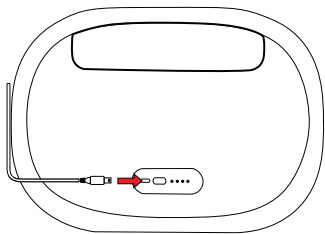
- Bluetooth Range: Up to 33 Feet (10 Meters)
- Built-in 7500mAh Lithium Rechargeable Battery
- Transmission range: 10m
- Charge time: 3-4 hours
- Product size: 347*152*225mm
- Shoulder straps length: 1.1m
- Driver Diameter: Woofer: 114.3mm * 1, Tweeter: 40mm* 1
- Waterproof: IPX5

CLOSER LOOK

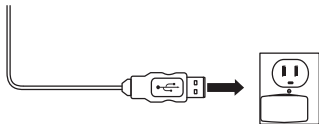


CHARGING

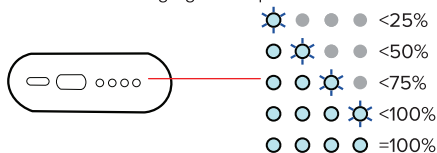
Insert one end of the included USB-C charging cable into the charging port on your speaker.



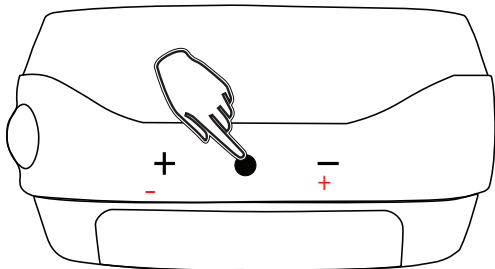
Insert the other end of the USB cable into a suitable USB charging adapter.



When charging the indicator lights on the case will flash while charging or remain solid as charging is completed.

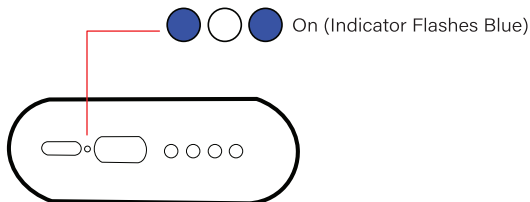


POWERING ON/OFF



To turn ON the speaker, press and hold the Multifunction Button for approximately 2-3 seconds. The indicator light will flash blue as it enters pairing mode.


Note: It is recommended that the speaker be fully charged before use.



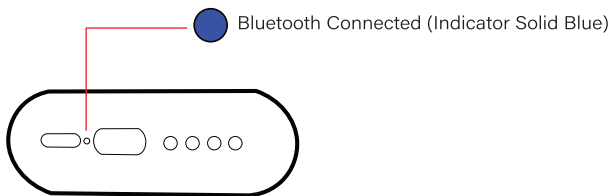
Press and hold the multifunction button again to turn the speaker OFF.

BLUETOOTH PAIRING

Once the speaker is ON, you can connect it to a Bluetooth device. Look for "RBK6200 Wireless Speaker" on your phone's Bluetooth pairing list and make sure that Bluetooth is ON.



Once paired, the speaker's Indicator light will turn solid blue, indicating that the speaker is successfully connected with your phone.



USING YOUR SPEAKER

Play/Pause music

When playing music, press the multifunction button to pause.
Press the multifunction button again to resume playing music.

Volume + / Next track

Press the Volume + / Next track button to advance to the next track.
Press and hold the Volume + / Next track button to increase the volume.

Volume - / Previous track

Press the Volume - / Previous track button to return to the previous track. Press and hold the Volume - / Previous track button to decrease the volume.

Extra Bass Mode:

Press the extra bass/standard mode button to activate the speaker's extra bass mode.
Press again to return to standard mode.



Warning

To prevent possible hearing damage, do not listen at high volume levels for long periods. For your own safety, please be aware of your surroundings when using this speaker.

RESET

If the speaker has any technical problems without visible physical damage, please attempt a reset. To reset the speaker, do the following:

Unpair and remove the speaker from your smartphone's Bluetooth pairing list.

Next, hold the reset button for approximately 5 seconds to initiate a hard reset.

Once the speaker has been reset, it will be ready to pair with a compatible smart device.

MAINTENANCE AND CARE

-Use a soft cloth or paper towel to clean your speaker. Never use any harsh chemicals or detergents for cleaning. Make sure your speaker is dry before charging.

-When your speaker is unused, it should be stored in a cool, dry place.

-Never tug or yank on a cable connected to your speaker. Connect and disconnect cables as carefully as possible.

-Never expose your speaker to high temperatures or extreme cold.

FCC STATEMENT

FCCID: 2AL9B-RBK6200

Changes or modifications not expressly approved by the party responsible for compliance could void the user's authority to operate the equipment.

This device complies with Part 15 of the FCC Rules. Operation is subject to the following two conditions: (1) this device may not cause harmful interference, and (2) this device must accept any interference received, including interference that may cause undesired operation.

This equipment has been tested and found to comply with the limits for a Class B digital device, pursuant to Part 15 of the FCC Rules. These limits are designed to provide reasonable protection against harmful interference in a residential installation. This equipment generates, uses and can radiate radio frequency energy and, if not installed and used in accordance with the instructions, may cause harmful interference to radio communications. However, there is no guarantee that interference will not occur in a particular installation.

If this equipment does cause harmful interference to radio or television reception, which can be determined by turning the equipment off and on, the user is encouraged to try to correct the interference by one or more of the following measures:

- Reorient or relocate the receiving antenna.
- Increase the separation between the equipment and receiver.
- Connect the equipment into an outlet on a circuit different from that to which the receiver is connected.
- Consult the dealer or an experienced radio/TV technician for help.

This equipment complies with FCC radiation exposure limits set forth for an uncontrolled environment. This equipment should be installed and operated with minimum distance 0cm between the radiator and your body.

CSI ONE YEAR WARRANTY

This warranty covers the original consumer purchaser only and is not transferable.

This warranty covers products that fail to function properly UNDER NORMAL USAGE, due to defects in material or workmanship. Your product will be repaired or replaced at no charge for parts or labor for a period of one year.

What Is Not Covered By Warranty

Damages or malfunctions not resulting from defects in material or workmanship and damages or malfunctions from other than normal use, including but limited to, repair by unauthorized parties, tampering, modification or accident.


To Obtain Warranty Service and Troubleshooting Information:

Call 1-800-592-9541 for 24/7 support.

To receive Warranty service along with the name and address of an authorized product service center, the original consumer purchaser must contact us for problem determination and service procedures. Proof of purchase in the form of a bill of sale or receipted invoice, evidencing that the product is within the applicable Warranty period(s), MUST be presented in order to obtain the requested service. It is your responsibility to properly package and send any defective products along with a dated copy of proof of purchase, a written explanation of the problem, and a valid return address of the authorized service center at your expense. Do not include any other items or accessories with the defective product. Any products received by the authorized service center that are not covered by warranty will be returned unrepai red.



2024 CSI
Edison NJ 08817

© Reebok International Limited, All rights reserved. Reebok® and ® are trademarks of Reebok International Limited.

The Bluetooth® word mark and logos are registered trademarks owned by the Bluetooth SIG, Inc. and any use of such marks by Sakar International, is under license. Other trademarks and trade names are those of their respective owners.