

**ALTEC**  
LANSING   
**JUST LISTEN.**

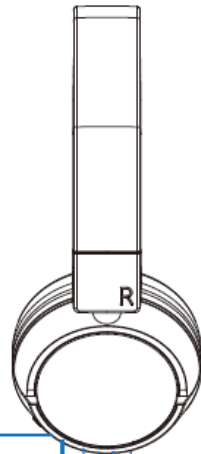


**MZX4400**

QUICK START GUIDE

FCC ID: 2AL9B-MZX4400

**A Closer Look**



Charging Port  
Indicator Light

AUX IN Port



# Bluetooth Pairing



**2 SEC**  
PRESS & HOLD



**Pairing Mode**

**Red & Blue Flashing LED**



**Paired**

**Blue Slowly Flashing LED**





### FCC Statement

This device complies with the part 15 of the FCC rules. Operation is subject to the following two conditions: (1) this device may not cause harmful interference, and (2) this device must accept any interference received, including interference that may cause undesired operation.

Caution: changes or modifications not expressly approved by the party responsible for compliance could void the user's authority to operate the equipment.

**NOTE:** This equipment has been tested and found to comply with the limits for a Class B digital device, pursuant to Part 15 of the FCC Rules. These limits are designed to provide reasonable protection against harmful interference in a residential installation. This equipment generates, uses and can radiate radio frequency energy and, if not installed and used in accordance with instructions may cause harmful interference to radio communications. However, there is no guarantee that interference will not occur in a particular installation. If this equipment does cause harmful interference to radio or television reception, which can be determined by turning the equipment off and on.

The user is encouraged to try to correct the interference by one or more of the following measures:

- Reorient or relocate the receiving antenna.
- Increase the separation between the equipment and receiver
- Connect the equipment into an outlet on a circuit different from that to which the receiver is connected.
- Consult the dealer or experienced radio/TV technician for help.

FOLLOW US ON    #myalteclansing

**In the Box**



MZX4400 Kid Safe Headphones

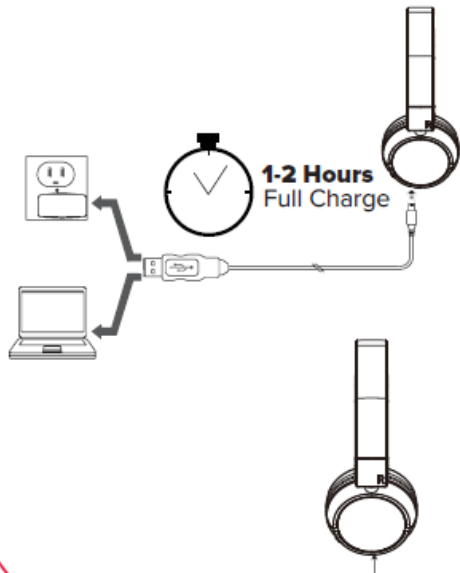
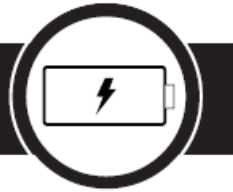


USB-C Charging Cable



AUX Cable

# Charging



- (red) = Charging
- (blue) = Charging Complete

**Listening to  
Music**



PRESS



PRESS & HOLD (2 sec)



PRESS



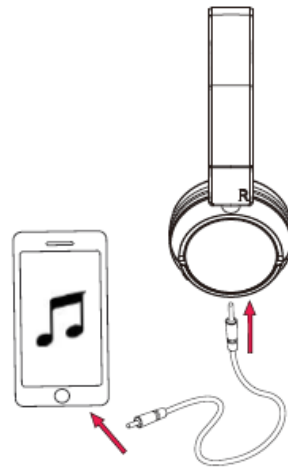
PRESS & HOLD (2 sec)



PRESS



**Wired Use**



Plugging in the included 3.5mm AUX cable will disable Bluetooth allowing you to listen to music over a wired connection.

**For additional user materials and warranty information, please visit [alteclansing.com](http://alteclansing.com)**

“ The Bluetooth® word mark and logos are registered trademarks owned by the Bluetooth SIG, Inc. and any use of such marks by AL Infinity, LLC. is under license. Other trademarks and trade names are those of their respective owners.”