

300*210mm,80g

300.0 mm

210.0 mm

SPEAKER



FBSILSPK-CAT

FBSILSPK-MSRM

FBSILSPK-FRS

USER'S MANUAL

Introduction

Thank you for purchasing our Bluetooth speaker. You can use your speaker with most smartphones and Bluetooth devices to stream music. In order to get the best results when using this device, please read this manual closely before using.

Package Contents

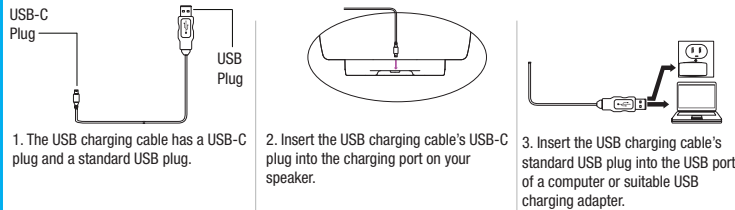
- Bluetooth Speaker
- USB-C Charging Cable
- User's Manual with Warranty Information

Specifications

Bluetooth Version: 5.0
 Bluetooth Range: Up to 33 Feet (10 Meters)
 Battery Type: 3.7 V 300 mAh Lithium Ion Battery
 Power Supply: 5V, 1A
 Charge Time: Approximately 1 Hour
 Play Time: Approximately 2 Hours*

*Applicable at 50% of maximum volume. Results will be lower when volume is higher.

Charging Your Speaker



● (red) = Charging
 ○ (off) = Charging Complete

4. The LED Indicator Light turns red while the speaker is charging then turns off once charging is complete.

NOTES:

- Charging can take approximately one hour to complete when the battery is fully drained.
- Remove the charging cable once charging is complete.
- Overcharging could reduce the life of the battery.
- A charged battery will lose its capacity if it is not used on a regular basis.

Important: To avoid a complete discharge of the battery, charge your speaker at least once every six months.

Important Safety Precautions

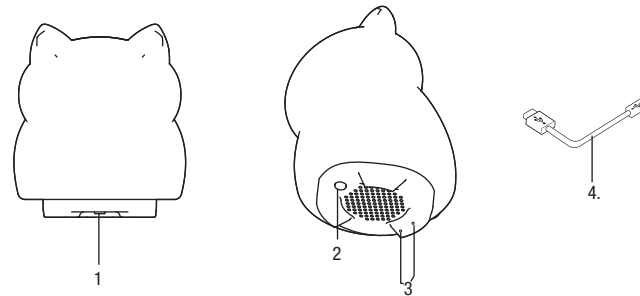
When using your Bluetooth Speaker, basic safety precautions should always be followed, including the following:

1. READ ALL INSTRUCTIONS BEFORE USING YOUR SPEAKER.
2. Do not allow children or the infirm to play with your speaker without adult supervision.
3. Do not expose your speaker to excessive heat, flames or fire.
4. Always press all buttons carefully. Do not manhandle your speaker.
5. Do not use in extremely dry environments, as this can lead to static discharge during usage.
6. Do not expose your speaker to temperatures above 50°C. Keep out of direct sunlight.
7. Do not attempt to repair this product yourself. Contact a qualified service center if your speaker is in need of service.
8. Do not drop, puncture or expose your speaker to excessive trauma.
9. Your speaker is not intended for commercial use.
10. Use only the supplied charging cables. Unplug this device when not in use for long periods of time or during lightning storms.

CAUTION BATTERY WARNING:

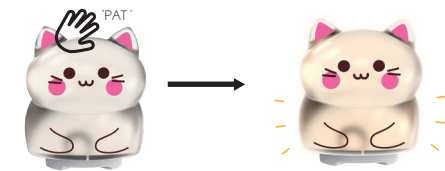
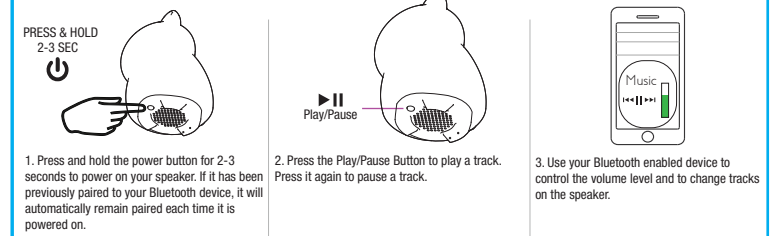
- The device is equipped with an integrated lithium ion battery. The battery cannot be replaced. Do not attempt to remove the battery from the device.
- Do not dispose of in fire or expose to excessive heat.
- Do not crush, puncture, incinerate, or short circuit external contacts.
- Please recycle or dispose of the battery properly. Contact your local recycling facilities and/or the manufacturer for further information.

A Quick Look at Your Device



1. Charge Port
2. Power Button
3. LED Indicator Light
4. USB-C Charging Cable

Using Your Speaker



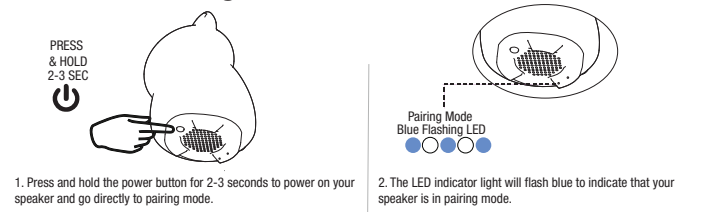
4. Gently pat our speaker to change its light mode. The sequence is as follows: Single color light -> multicolor light (slow) -> multicolor light (fast) -> Lights off.

Maintenance and Care

- Use a soft cloth or paper towel to clean your speaker. Never use any harsh chemicals or detergents for cleaning. Make sure your speaker is dry before charging.
- When your speaker is not in use, they should be stored in a cool, dry place.
- Never tug or yank on the USB cable while it is connected to your speaker. Connect and disconnect cables as carefully as possible.
- Never expose your speaker to high temperatures, extreme cold.
- Please recycle or dispose of your speaker properly based on the laws and rules of your municipality. Contact local recycling facilities and/or the manufacturer of your speaker for further information.



Bluetooth Pairing



3. Go to the Bluetooth settings menu on your phone. Make sure that Bluetooth is turned on. Connect to the device listed as "Wireless Speaker."

4. When Bluetooth is connected the speaker will make a beeping sound.

FCC Statement

FCCID: 2AL9B-FBSILSPK

Warning
 To assure continued compliance, any changes or modifications not expressly approved by the party responsible for compliance could void the user's authority to operate this equipment.

FCC Statement
 This equipment complies with Part 15 of the FCC Rules. Operation is subject to the following two conditions:
 (1) This device may not cause harmful interference, and
 (2) This device must accept any interference received, including interference that may cause undesired operation.

NOTE: This equipment has been tested and found to comply with the limits for a Class B digital device, pursuant to part 15 of the FCC rules. These limits are designed to provide reasonable protection against harmful interference in a residential installation. This equipment generates, uses and can radiate radio frequency energy and, if not installed and used in accordance with the instructions, may cause harmful interference to radio communications. However, there is no guarantee that interference will not occur in a particular installation. If this equipment does cause harmful interference to radio or television reception, which can be determined by turning the equipment off and on, the user is encouraged to try to correct the interference by one or more of the following measures:
 -Reorient or relocate the receiving antenna.
 -Increase the separation between the equipment and receiver.
 -Connect the equipment into an outlet on a circuit different from that to which the receiver is connected.
 -Consult the dealer or an experienced radio/TV technician for help.

FCC Radiation Exposure Statement:
 The device has been evaluated to meet general RF exposure requirement.
 The device can be used in the portable exposure condition without restriction.