

BB1999 - WIRELESS HEADPHONES

Front

billboard®
INTELLIGENT
VOICE COMMAND
WIRELESS HEADPHONES



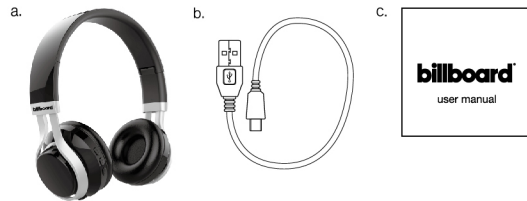
WIRELESS HEADPHONES
USER MANUAL

ITEM DESCRIPTION

Thank you for purchasing the BILLBOARD® Intelligent Voice Command Wireless Headphones. For best use of this device, we recommend carefully reading this user manual and keeping it for your records.

Package contains:

- Wireless Headphones
- USB charging cable
- User manual



FCC Information

This device complies with Part 15 of the FCC rules. Operation is subject to the following two conditions: (1) this device may not cause harmful interference, and (2) this device must accept any interference received; including interference that may cause undesired operation.

Federal Communications Commission (FCC) Statement

This Equipment has been tested and found to comply with the limits for a Class B digital device, pursuant to Part 15 of the FCC rules. These limits are designed to provide reasonable protection against harmful interference in a residential installation. This equipment generates, uses and can radiate radio frequency energy and, if not installed and used in accordance with the instructions, may cause harmful interference to radio communications. However, there is no guarantee that interference will not occur in a particular installation. If this equipment does cause harmful interference to radio or television reception, which can be determined by turning the equipment off and on, the user is encouraged to try to correct the interference by one or more of the following measures:

- Reorient or relocate the receiving antenna.
- Increase the separation between the equipment and receiver.
- Connect the equipment into an outlet on a circuit different from that to which the receiver is connected.
- Consult the dealer or an experienced radio/TV technician for help.

Warning: Changes or modifications to this unit not expressly approved by the party responsible for compliance could void the user authority to operate the equipment. Tested to comply with FCC standard. FOR HOME OR OFFICE USE.

Warning :

This equipment complies with FCC RF radiation exposure limits set forth for an uncontrolled environment. This device and its antenna(s) must not be co-located or conjunction with any other antenna or transmitter.

Battery information

Your device is powered by a rechargeable battery. The full performance of a new battery is achieved only after two to three complete charge and discharge cycles. The battery can be charged and discharged hundreds of times, but it will eventually wear out.

Do not leave a fully charged battery connected to a charger, overcharging may shorten its lifetime. If left unused, a fully charged battery will lose its charge over time. Never use any charger that is damaged.

Leaving the device in hot or cold places will reduce the capacity and lifetime of the battery. Optimal temperature for the battery is between 15°C and 25°C (59°F and 77°F). A device with a hot or cold battery may not work temporarily, even when the battery is fully charged.

Do not dispose of batteries in a fire as they may explode. Batteries may also explode if damaged. Always dispose of batteries according to local regulations. Please recycle. Do not dispose as household waste.



BATTERY CAUTION: Do not disassemble, short circuit, or expose to fire or high temperature. Properly connect specified devices. Recycle battery according to local, state and national regulations.



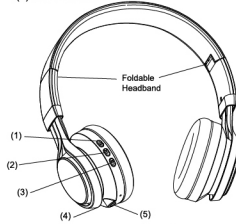
It may damage your hearing if you listen with high volume for a long time. It is recommended you use the lowest volume possible for listening to music.

FCCID: 2AL9B-BB1999

Back

3.Product Diagram

- (1) Vol-/Previous Track
- (2) Multi-Function Button
- (3) Vol+/Next Track
- (4) Micro USB Charging Port
- (5) 3.5 mm line in



Driver Diameter	40mm
Frequency Range	20Hz-20KHz
Sensitivity	98dB +/- 3dB
Impedance	32 ohms
Bluetooth Version	4.2
Power Supply	Lithium Battery
Battery Capacity	160 mAh
Receiver Distance	max. 10m
Charging Time	2-3 Hours
Playing Time	6 hours

PLEASE READ THESE INSTRUCTIONS CAREFULLY BEFORE USING YOUR WIRELESS HEADPHONES. KEEP THESE INSTRUCTIONS FOR FUTURE REFERENCE.

Your wireless headphones has an internal rechargeable battery. Improper usage may result in the wireless headphones becoming hot, ignite or burst and cause injury if exposed to conditions of abuse. Be sure to follow the safety warnings listed below:

1. Do not assemble, throw away or damage the wireless headphones.
2. Store the wireless headphones in a dry place, keeping it away from damp corrosive materials and environments such as salt air.
3. Keep the wireless headphones away from direct sunlight, fire, and high voltage equipment. Do not store the wireless headphones inside a car during hot weather. Remember a closed car acts as a greenhouse allowing the inside temperature to possibly reach over 200F.
4. The wireless headphones are not toys. Please keep it out of the reach of young children.

Please do not discard this rechargeable device as trash. Consult your local waste collection agency for proper disposal or recycling methods. You may also contact *Call2Recycle* at 877-273-2925 or online at *call2Recycle.org* for a battery recycling drop off location near you.

Charging the battery

- This device has an internal, rechargeable battery.
1. Plug the charger cable into the wireless headphones.
 2. Connect the charger to a USB power source. The red indicator light will display during charging. Charging does not start, disconnect the charger plug it in again, and retry. Charging the battery fully may take up to 2-3 hours.
 3. When the battery is fully charged, the blue indicator light will turn on. Disconnect the charger from the USB power source and the wireless headphones. The fully charged battery has power for up to 6 hours of music time or up to 150 hours of standby time. However, the talk and standby times may vary when used with different devices, settings, and environments.

4.How To Use

4.1.General Functions

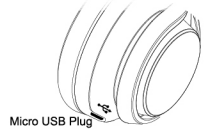
Desired Result	Required Action
Turn on & Enter the pairing mode	Long press the Multi-Function Button.
Pairing	Use a Bluetooth® enabled mobile phone or other Bluetooth® enabled device to perform necessary pairing actions.
Turn off	Long press the Multi-Function Button.
Charging	Plug the Micro USB plug into the micro USB charging port.
Answering a Call	Press the Multi-Function Button to answer phone calls, press the Multi-Function Button again to end calls. Press two times will redial.
Play / Pause Music	Press the Multi-Function Button to play music and press it again to pause music.
Vol-/ Previous Track	Short press the - button for long press down the volume, long press for move previous song.
Vol+/ Next Track	Short press the + button for turn up the volume, long press for move next song.
Enable SIRI / GOOGLE function	Long press the Multi-Function Button for 2 seconds, voice command will prompt

4.2.Pairing to a mobile phone

To use your Bluetooth® headphones, you must first pair your headphones with a phone. Once your Bluetooth® headphones are paired to mobile phone, they will remain paired and automatically recognize each other whenever they are within range.

Pairing to a Bluetooth® Enabled Mobile Phone

- Turn on your phone and ensure the Bluetooth function is activated.
- Long press the call key 3 seconds, entered the pairing mode when the blue & red light flashing.
- Search the Bluetooth® devices on your phone by following the phone's instructions. Refer to your phone's user manual for more information.
- After a few seconds the phone will list the "BB-BT-HP" as a discover device. Select it and follow your phone's instructions to select this pairing.
- The blue light flash means the pairing is successful.



4.3.Charging your headphones

Use the Micro USB cable provided with these headphones. Connect the Micro USB plug to the Micro USB charging port on the headphones.

Connect the USB plug to a USB port on a computer or wall adapter to activate charging.

• Make sure to charge the headphones for a minimum of 3 hours before initial use.



LIMITED WARRANTY

ESI Cases & Accessories, Inc., warrants to the first consumer purchaser that this product, when shipped in its original container to the original purchaser will be free from defective workmanship and materials for one year and agrees that it will, at its option, either repair the defect and replace the defective product or part thereof at no charge to the purchaser for parts or labor for the time periods described.

This warranty does not apply to any appearance items of the product nor to the additional excluded item(s) set forth below nor at any product the exterior of which has been damaged or defaced which design or construction. The limited warranty described herein is in addition to an applicable law. ALL IMPLIED WARRANTIES INCLUDING THE WARRANTIES OF MERCHANTABILITY AND FITNESS FOR USE ARE LIMITED TO THE PERIOD FROM THE DATE OF ORIGINAL PURCHASE SET FORTH BELOW.

Some states do not allow limitations on how long an implied warranty lasts, so the above limitation may not apply to you. Neither the sales personnel of the seller nor any other person is authorized to make any warranties other than those described herein or to extend the duration of any warranties beyond the time period described herein on the behalf of ESI Cases & Accessories, Inc.

The warranties described herein shall be the sole and exclusive remedies granted by ESI Cases & Accessories, Inc. and shall be the sole and exclusive remedy available to the purchaser corrections of defects, in the manner and for the period of time described herein, shall constitute complete fulfillment of all liabilities and responsibilities of ESI Cases & Accessories, Inc. to the purchaser with respect to the product and shall constitute full satisfaction of all claims, whether based on contract negligence, strict liabilities and responsibilities of ESI Cases & Accessories, Inc. be liable or in any way responsible, for any incidental or consequential damages, so the above exclusion may not apply to you. THIS WARRANTY GIVES YOU SPECIFIC LEGAL RIGHTS. YOU MAY ALSO HAVE OTHER RIGHTS, WHICH VARY FROM STATE TO STATE.

Send product with \$11.95 shipping & handling fee to:

ESI Cases & Accessories Tech Support: (212) 883-8838
44 East 32nd Street TechSupport@ESICellular.com
New York, NY 10016