

FCC TEST REPORT

FCC ID:2AL8Y-X4Q

Report Number..... : ZKT-221125L8872-04

Date of Test..... : Nov. 16, 2022 – Nov. 30, 2022

Date of issue : Nov. 30, 2022

Total number of pages : 124

Test Result : PASS

Testing Laboratory..... : **Shenzhen ZKT Technology Co., Ltd.**

Address : 1/F, No. 101, Building B, No. 6, Tangwei Community Industrial Avenue, Fuhai Street, Bao'an District, Shenzhen, China

Applicant's name : Shenzhen Ugoos Technology Co., Ltd

Address : Room 6A, 6th Floor, Building A, Bao'an Square, Sun'gang Road, Luohu District, Shenzhen 518020, China

Manufacturer's name : Shenzhen Ugoos Technology Co., Ltd

Address : Room 6A, 6th Floor, Building A, Bao'an Square, Sun'gang Road, Luohu District, Shenzhen 518020, China

Test specification:

Standard : FCC CFR Title 47 Part 15 Subpart E Section 15.407
ANSI C63.10:2013

Test procedure..... : KDB 789033 D02 V01r02

Non-standard test method : N/A

Test Report Form No. : TRF-EL-110_V0

Test Report Form(s) Originator : ZKT Testing

Master TRF : Dated: 2020-01-06

This device described above has been tested by ZKT, and the test results show that the equipment under test (EUT) is in compliance with the FCC requirements. And it is applicable only to the tested sample identified in the report.

This report shall not be reproduced except in full, without the written approval of ZKT, this document may be altered or revised by ZKT, personal only, and shall be noted in the revision of the document.

Product name..... : Android TV Box

Trademark : UGOOS

Model/Type reference : X4Q Pro, X4Q Cube, X4Q Plus, X4Q Max


Ratings..... : DC5.0V 2.5A from adapter

Testing procedure and testing location:


Testing Laboratory..... : **Shenzhen ZKT Technology Co., Ltd.**

Address..... : 1/F, No. 101, Building B, No. 6, Tangwei Community
Industrial Avenue, Fuhai Street, Bao'an District,
Shenzhen, China

Tested by (name + signature) : **Alen He**



Reviewer (name + signature)..... : **Joe Liu**



Approved (name + signature) : **Lake Xie**



Table of Contents

	Page
1. VERSION	5
2. SUMMARY OF TEST RESULTS	6
2.1 TEST FACILITY	7
2.2 MEASUREMENT UNCERTAINTY	7
3. GENERAL INFORMATION	8
3.1 GENERAL DESCRIPTION OF EUT	8
3.2 DESCRIPTION OF TEST MODES	9
3.3 BLOCK DIGRAM SHOWING THE CONFIGURATION OF SYSTEM TESTED	10
3.4 DESCRIPTION OF SUPPORT UNITS(CONDUCTED MODE)	10
3.5EQUIPMENTS LIST FOR ALL TEST ITEMS	11
4. EMC EMISSION TEST	12
4.1 CONDUCTED EMISSION MEASUREMENT	12
4.1.1 POWER LINE CONDUCTED EMISSION LIMITS	12
4.1.2 TEST PROCEDURE	12
4.1.3 DEVIATION FROM TEST STANDARD	12
4.1.4 TEST SETUP	13
4.1.5 EUT OPERATING CONDITIONS	13
4.1.6 TEST RESULT	14
4.2 RADIATED EMISSION MEASUREMENT	16
4.2.1 RADIATED EMISSION LIMITS	16
4.2.2 TEST PROCEDURE	17
4.2.3 DEVIATION FROM TEST STANDARD	17
4.2.4 TEST SETUP	18
4.2.5 EUT OPERATING CONDITIONS	19
4.2.6 TEST RESULTS	20
5.POWER SPECTRAL DENSITY TEST	49
5.1 APPLIED PROCEDURES / LIMIT	49
5.2 TEST PROCEDURE	49
5.3 DEVIATION FROM STANDARD	49
5.4 TEST SETUP	49
5.5 EUT OPERATION CONDITIONS	50
5.6 TEST RESULT	50
6. -26 DB & 6DBM EMISSION BANDWIDTH	51
6.1 APPLIED PROCEDURES / LIMIT	51
6.2 TEST PROCEDURE	51
6.3 DEVIATION FROM STANDARD	51
6.4 TEST SETUP	51
6.5 EUT OPERATION CONDITIONS	51

6.6 TEST RESULT	51
7. OUTPUT POWER TEST	52
7.1 APPLIED PROCEDURES/LIMIT	52
7.2 DEVIATION FROM STANDARD	52
7.3 TEST SETUP	52
7.4 EUT OPERATION CONDITIONS	52
8. OUT OF BAND EDGE EMISSION	53
8.1 TEST PROCEDURE	53
8.2 DEVIATION FROM STANDARD	53
8.3 TEST SETUP	53
8.4 EUT OPERATION CONDITIONS	53
8.5 TEST RESULTS	53
9. FREQUENCY STABILITY MEASUREMENT	54
9.4 TEST RESULT	54
10.ANTENNA REQUIREMENT	61
11.APPENDIX1---5.2GWIFI	62
12.APPENDIX1---5.8GWIFI	93
13. TEST SETUP PHOTO	124
14. EUT CONSTRUCTIONAL DETAILS	124

1. VERSION

Report No.	Version	Description	Approved
ZKT-221125L8872-04	Rev.01	Initial issue of report	Nov. 30, 2022

2. SUMMARY OF TEST RESULTS

Test procedures according to the technical standards:

FCC Part15 (15.247) , Subpart C			
Standard Section	Test Item	Result	Remark
15.203/15.247 (c)	Antenna requirement	PASS	
15.207	AC Power Line Conducted Emission	PASS	
15.407 (a) (b)	Spurious Radiated Emissions and Band Edge	PASS	
15.407 (e) /15.403(i)	6 dB bandwidth, 26dB Emission Bandwidth& 99% Occupied Bandwidth	PASS	
15.407 (a)	Power Spectral Density	PASS	
15.407 (a)(1)(2)(3)	Maximum conducted output power	PASS	
15.407 (g)	Frequency Stability	PASS	

NOTE:

(1) "N/A" denotes test is not applicable in this Test Report

2.1 TEST FACILITY

Shenzhen ZKT Technology Co., Ltd.

Add. : 1/F, No. 101, Building B, No. 6, Tangwei Community Industrial Avenue, Fuhai Street, Bao'an District, Shenzhen, China

FCC Test Firm Registration Number: 692225

Designation Number: CN1299

IC Registered No.: 27033

2.2 MEASUREMENT UNCERTAINTY

The reported uncertainty of measurement $y \pm U$, where expanded uncertainty U is based on a standard uncertainty multiplied by a coverage factor of $k=2$, providing a level of confidence of approximately 95 %.

No.	tem	ncertainty
1	3m chamber Radiated spurious emission(30MHz-1GHz)	U=4.3dB
2	3m chamber Radiated spurious emission(1GHz-18GHz)	U=4.5dB
3	3m chamber Radiated spurious emission(18GHz-40GHz)	U=3.34dB
4	Conducted Adjacent channel power	U=1.38dB
5	Conducted output power uncertainty Above 1G	U=1.576dB
6	Conducted output power uncertainty below 1G	U=1.28dB
7	humidity uncertainty	U=5.3%
8	Temperature uncertainty	U=0.59°C
9	Radiated disturbance(30MHz-1000MHz)	U=4.8dB
10	Radiated disturbance(1GHz-6GHz)	U=4.9dB
11	Radiated disturbance(1GHz-18GHz)	U=5.0dB

3. GENERAL INFORMATION

3.1 GENERAL DESCRIPTION OF EUT

Product Name:	Android TV Box			
Model No.:	X4Q Pro			
Serial No.:	X4Q Cube, X4Q Plus, X4Q Max			
Model difference:	All models are consistent in design, circuit layout, wiring and bom, but the internal running software will be different due to the needs of different customers, but these differences will not affect any electrical performance and RF parameters, so the test model is: X4Q Pro			
Hardware Version:	V1.0			
Software Version:	V1.0			
Sample(s) Status:	Engineer sample			
	IEEE802.11 WLAN mode supported	802.11a/n/ac(20MHz channel bandwidth) 802.11n/ac(40MHz channel bandwidth) 802.11 ac (80MHz channel bandwidth)		
	Date rate	802.11ac:MCS0-MCS9 802.11n: MCS0-MCS7 802.11a: 6.5-54Mbps		
	Modulation	OFDM/OFDMA		
	U-NII-1	Frequency Range	802.11a/n/ac(20MHz) : 5180-5240MHz 802.11n/ac(40MHz) : 5190-5230MHz 802.11 ac (80MHz) : 5210MHz	
		Channels	802.11 a/n/ac (20MHz): 4 802.11 ac /n (40MHz): 2 802.11 ac (80MHz): 1	
	U-NII-3	Frequency Range	802.11 a/n/ac(20MHz) : 5745-5825 MHz 802.11 n/ac (40MHz): 5755-5795 MHz 802.11 ac (80MHz): 5775 MHz	
Channels		802.11 a/n/ac(20MHz) : 5 802.11 n/ac (40MHz): 2 802.11 ac (80MHz): 1		
Antenna Type:	PCB antenna			
Antenna gain:	ANT1:3.96dBi ; ANT2:2.78dBi ; MIMO: 6.04dBi			
Power supply:	DC5.0V 2.5A from adapter			

Note: MIMO Gain= $10 \cdot \log[(10^{G1/20} + 10^{G2/20} + \dots)^2 / N_{ant}]$ dBi

U-NII-1		U-NII-3	
CH.	Frequency (MHz)	CH.	Frequency (MHz)
36	5180	149	5745
40	5200
44	5220	157	5785
48	5240
		165	5825

802.11a/n/ac(20MHz) Frequency / Channel Operations

U-NII-1		U-NII-3	
CH.	Frequency (MHz)	CH.	Frequency (MHz)
38	5190	151	5755

46	5230	159	5795
----	------	-----	------

802.11n /ac(40MHz BW) Frequency / Channel Operations

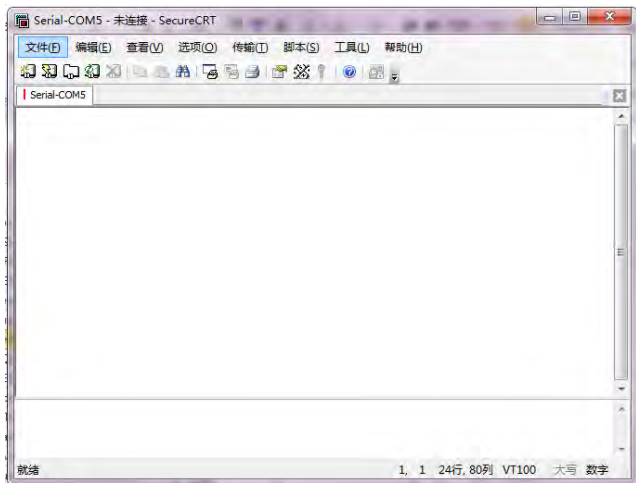
U-NII-1		U-NII-3	
CH.	Frequency (MHz)	CH.	Frequency (MHz)
42	5210	155	5775

802.11ac (80MHz BW) Frequency / Channel Operations

3.2 DESCRIPTION OF TEST MODES

Transmitting mode	Keep the EUT in continuously transmitting mode
<p>Remark: During the test, the duty cycle is 98.54%, the test voltage was tuned from 85% to 115% of the nominal rated supply voltage, and found that the worst case was under the nominal rated supply condition. So the report just shows that condition's data.</p>	

<p>We have verified the construction and function in typical operation. All the test modes were carried out with the EUT in transmitting operation, which was shown in this test report and defined as follows:</p>			
<p>Pre-scan all kind of data rate in lowest channel, and found the follow list which it was worst case.</p>			
Mode	802.11a	802.11n (HT20&HT40)	802.11ac (VHT20&VHT40&VHT80)
Data rate	54Mbps	MCS7	MCS7

Test Software	<p>Test Tool</p> 
Power level setup	<10dBm

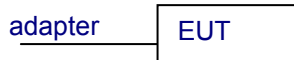
3.3 DESCRIPTION OF TEST MODES

Worst Case Configuration: transmitting both 2.4GHz mode and 5GHz mode

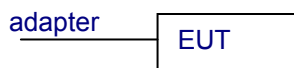
Description	5GHz Emission
Antenna	MIMO
Channel	149
Operating Frequency (MHz)	802.11n20
Data Rate (Mbps)	OFDM/MCS11
Mode	U-NII-3 -5745MHz

3.4 BLOCK DIGRAM SHOWING THE CONFIGURATION OF SYSTEM TESTED

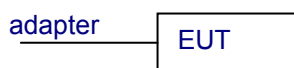
Conducted Emission



Radiated Emission



Conducted Spurious



3.5 DESCRIPTION OF SUPPORT UNITS(CONDUCTED MODE)

The EUT has been tested as an independent unit together with other necessary accessories or support units. The following support units or accessories were used to form a representative test configuration during the tests.

Item	Equipment	Mfr/Brand	Model/Type No.	Series No.	Note
1	adapter	Shenzhen Rongweixin Electronics Co.,Ltd.	R122-0502500UD	/	SDOC
2					

Item	Shielded Type	Ferrite Core	Length	Note

Note:

- (1) The support equipment was authorized by Declaration of Confirmation.
- (2) For detachable type I/O cable should be specified the length in cm in 『Length』 column.

3.6EQUIPMENTS LIST FOR ALL TEST ITEMS

Radiation Test equipment

Item	Equipment	Manufacturer	Type No.	Serial No.	Last calibration	Calibrated until
1	Spectrum Analyzer (9kHz-26.5GHz)	KEYSIGHT	9020A	MY55370835	Oct. 18, 2022	Oct. 17, 2023
2	Spectrum Analyzer (1GHz-40GHz)	R&S	FSQ	100363	Oct. 17, 2022	Oct. 16, 2023
3	EMI Test Receiver (9kHz-7GHz)	R&S	ESC17	101169	Oct. 18, 2022	Oct. 17, 2023
4	Bilog Antenna (30MHz-1500MHz)	Schwarzbeck	VULB9168	N/A	Oct. 17, 2022	Oct. 16, 2023
5	Horn Antenna (1GHz-18GHz)	Agilent	AH-118	071145	Oct. 17, 2022	Oct. 16, 2023
6	Loop Antenna	TESEQ	HLA6121	58357	Oct. 17, 2022	Oct. 16, 2023
7	Amplifier (30-1000MHz)	EM Electronics	EM330 Amplifier	060747	Oct. 17, 2022	Oct. 16, 2023
8	Amplifier (1GHz-26.5GHz)	Agilent	8449B	3008A00315	Oct. 18, 2022	Oct. 17, 2023
9	RF cables1 (9kHz-30MHz)	N/A	9kHz-30MHz	N/A	Oct. 18, 2022	Oct. 17, 2023
10	RF cables2 (30MHz-1GHz)	N/A	30MHz-1GHz	N/A	Oct. 18, 2022	Oct. 17, 2023
11	RF cables3 (1GHz-40GHz)	N/A	1GHz-40GHz	N/A	Oct. 18, 2022	Oct. 17, 2023
12	ESG Signal Generator	Agilent	E4421B	N/A	Oct. 18, 2022	Oct. 17, 2023
13	Signal Generator	Agilent	N5182A	N/A	Oct. 22, 2022	Oct. 21, 2023
14	Magnetic Field Probe Tester	Narda	ELT-400	0-0344	Oct. 17, 2022	Oct. 16, 2023
15	MWRF Power Meter Test system	MW	MW100-RPC B	N/A	Oct. 22, 2022	Oct. 21, 2023
16	Power sensor	KEYSIGHT	U200H	MY51190005	Oct. 22, 2022	Oct. 21, 2023
17	D.C. Power Supply	LongWei	TPR-6405D	N/A	\	\
18	EMC Software	Frad	EZ-EMC	Ver.EMC-CON 3A1.1	\	\
19	RF Software	MW	MTS8310	V2.0.0.0	\	\
20	Turntable	MF	MF-7802BS	N/A	\	\
21	Antenna tower	MF	MF-7802BS	N/A	\	\

Conduction Test equipment

Item	Kind of Equipment	Manufacturer	Type No.	Serial No.	Last calibration	Calibrated until
1	LISN	R&S	ENV216	101471	Oct. 22, 2022	Oct. 21, 2023
2	LISN	CYBERTEK	EM5040A	E1850400149	Oct. 22, 2022	Oct. 21, 2023
3	Test Cable	N/A	C01	N/A	Oct. 18, 2022	Oct. 17, 2023
4	Test Cable	N/A	C02	N/A	Oct. 18, 2022	Oct. 17, 2023
5	EMI Test Receiver	R&S	ESC13	101393	Oct. 17, 2022	Oct. 16, 2023
6	EMC Software	Frad	EZ-EMC	Ver.EMC-CON 3A1.1	\	\

4. EMC EMISSION TEST

4.1 CONDUCTED EMISSION MEASUREMENT

Test Requirement:	FCC Part15 C Section 15.207
Test Method:	ANSI C63.10:2013
Test Frequency Range:	150KHz to 30MHz
Receiver setup:	RBW=9KHz, VBW=30KHz, Sweep time=auto

4.1.1 POWER LINE CONDUCTED EMISSION LIMITS

FREQUENCY (MHz)	Limit (dBuV)		Standard
	Quasi-peak	Average	
0.15 -0.5	66 - 56 *	56 - 46 *	FCC
0.50 -5.0	56.00	46.00	FCC
5.0 -30.0	60.00	50.00	FCC

Note:

(1) *Decreases with the logarithm of the frequency.

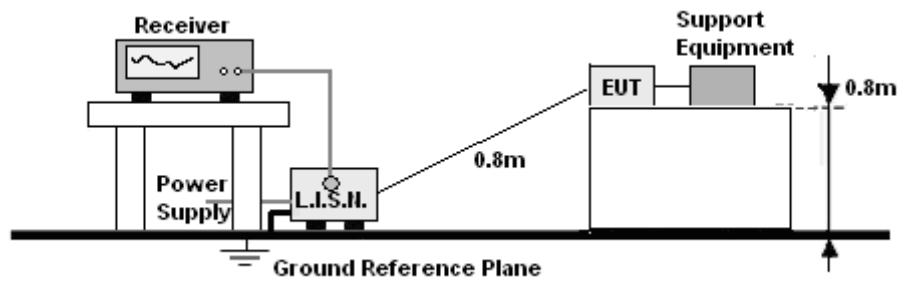
4.1.2 TEST PROCEDURE

1. The equipment was set up as per the test configuration to simulate typical actual usage per the user's manual. The EUT is a tabletop system; a wooden table with a height of 0.8 meters is used and is placed on the ground plane as per ANSI C63.10:2013.
2. Support equipment, if needed, was placed as per ANSI C63.10:2013
3. All I/O cables were positioned to simulate typical actual usage as per ANSI C63.10:2013.
4. The adapter received AC120V/60Hz power through a Line Impedance Stabilization Network (LISN) which supplied power source and was grounded to the ground plane.
5. All support equipments received AC power from a second LISN, if any.
6. The EUT test program was started. Emissions were measured on each current carrying line of the EUT using a spectrum Analyzer / Receiver connected to the LISN powering the EUT. The LISN has two monitoring points: Line 1 (Hot Side) and Line 2 (Neutral Side). Two scans were taken: one with Line 1 connected to Analyzer / Receiver and Line 2 connected to a 50 ohm load; the second scan had Line 1 connected to a 50 ohm load and Line 2 connected to the Analyzer / Receiver.
7. Analyzer / Receiver scanned from 150 KHz to 30MHz for emissions in each of the test modes.e.
- 8 For the actual test configuration, please refer to the related Item –EUT Test Photos.

4.1.3 DEVIATION FROM TEST STANDARD

No deviation

4.1.4 TEST SETUP



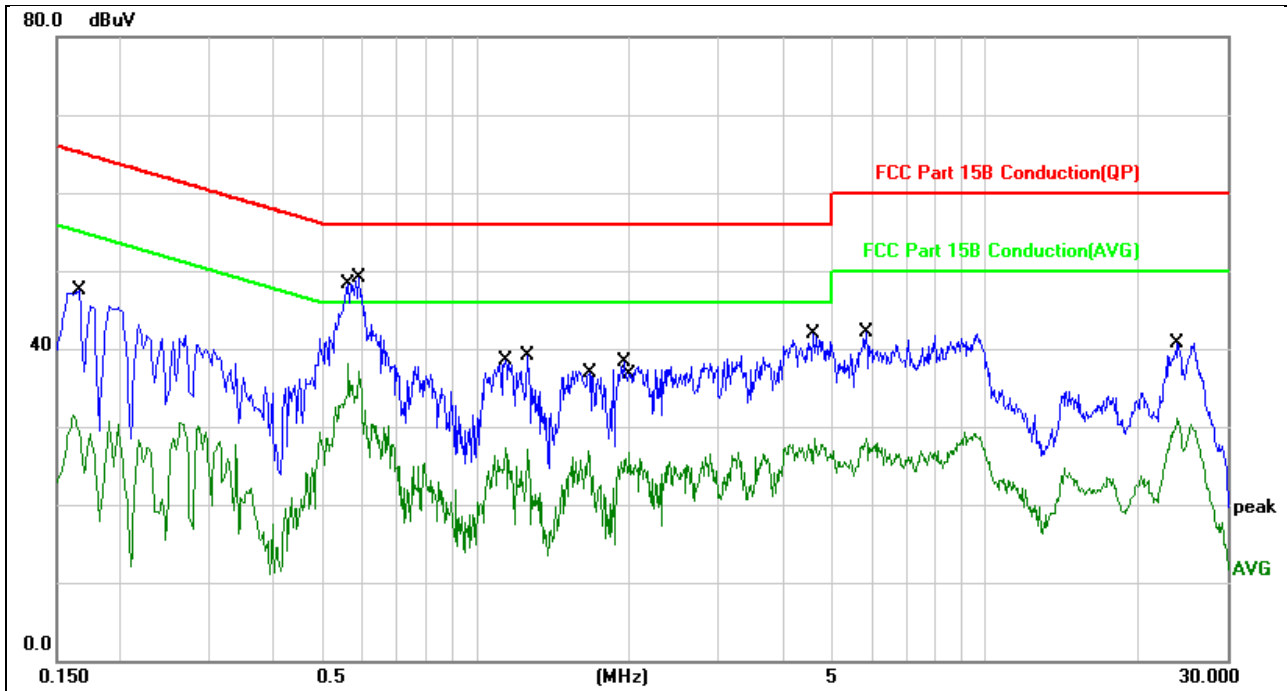
4.1.5 EUT OPERATING CONDITIONS

The EUT was configured for testing in a typical fashion (as a customer would normally use it). The EUT has been programmed to continuously transmit during test. This operating condition was tested and used to collect the included data.

We pretest AC 120V , the worst voltage was AC 120V and the data recording in the report.

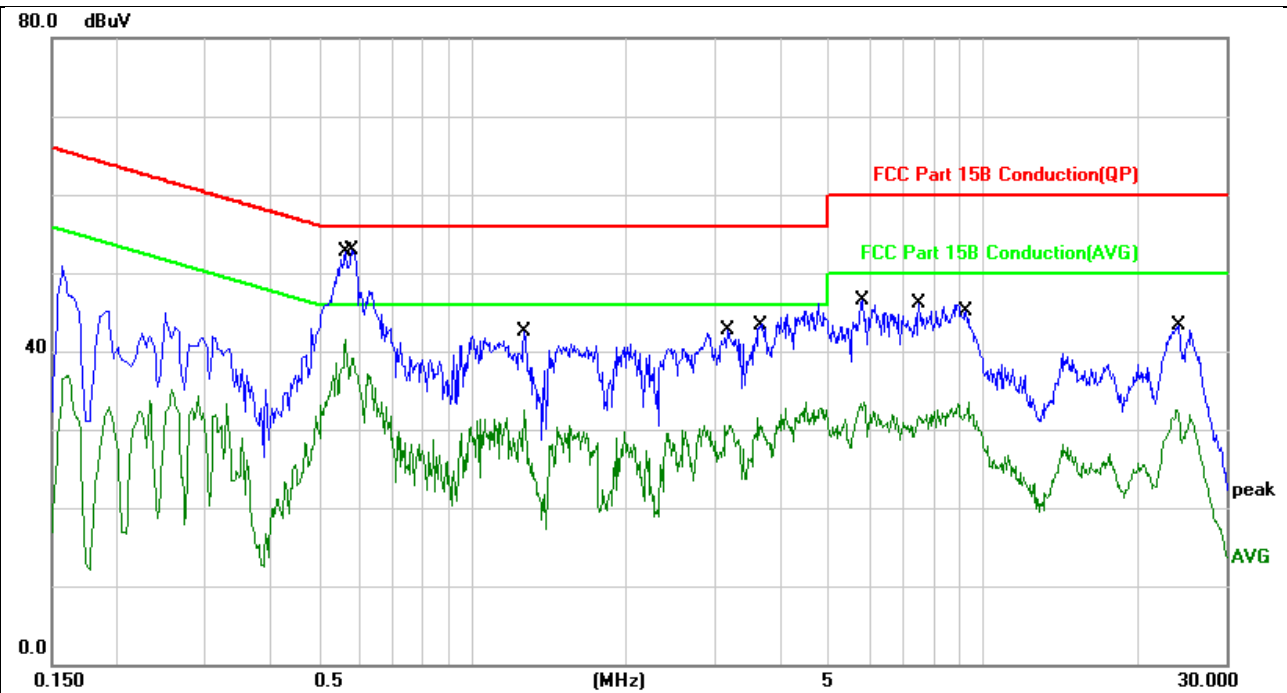
4.1.6 TEST RESULT

Temperature :	26°C	Relative Humidity:	54%
Pressure :	101kPa	Phase :	L
Test Voltage :	AC 120V/60Hz		



No.	Mk.	Freq.	Reading Level	Correct Factor	Measurement	Limit	Over	Detector	Comment
		MHz	dBuV	dB	dBuV	dBuV	dB		
1		0.1660	37.44	10.07	47.51	65.15	-17.64	QP	
2		0.5620	27.88	10.21	38.09	46.00	-7.91	AVG	
3	*	0.5899	38.86	10.21	49.07	56.00	-6.93	QP	
4		1.1420	17.10	10.16	27.26	46.00	-18.74	AVG	
5		1.2660	28.96	10.14	39.10	56.00	-16.90	QP	
6		1.6660	16.88	10.08	26.96	46.00	-19.04	AVG	
7		1.9540	28.28	10.05	38.33	56.00	-17.67	QP	
8		2.0059	16.64	10.04	26.68	46.00	-19.32	AVG	
9		4.6140	31.93	9.91	41.84	56.00	-14.16	QP	
10		4.6460	18.54	9.91	28.45	46.00	-17.55	AVG	
11		5.8580	32.14	9.93	42.07	60.00	-17.93	QP	
12		23.9500	21.38	9.74	31.12	50.00	-18.88	AVG	

Temperature :	26°C	Relative Humidity:	54%
Pressure :	101kPa	Phase :	N
Test Voltage :	AC 120V/60Hz		



No. Mk.	Freq. MHz	Reading Level dBuV	Correct Factor dB	Measurement dBuV	Limit dBuV	Over dB	Detector	Comment
1	0.5660	31.23	10.21	41.44	46.00	-4.56	AVG	
2 *	0.5820	42.60	10.21	52.81	56.00	-3.19	QP	
3	1.2660	32.45	10.14	42.59	56.00	-13.41	QP	
4	1.2660	22.30	10.14	32.44	46.00	-13.56	AVG	
5	3.1580	32.76	9.85	42.61	56.00	-13.39	QP	
6	3.6380	21.58	9.83	31.41	46.00	-14.59	AVG	
7	5.7700	36.30	9.94	46.24	60.00	-13.76	QP	
8	5.8659	23.59	9.93	33.52	50.00	-16.48	AVG	
9	7.4940	36.14	9.86	46.00	60.00	-14.00	QP	
10	9.3540	23.56	9.93	33.49	50.00	-16.51	AVG	
11	23.9580	22.78	9.74	32.52	50.00	-17.48	AVG	
12	24.1700	33.56	9.74	43.30	60.00	-16.70	QP	

Notes:

1. An initial pre-scan was performed on the line and neutral lines with peak detector.
2. Quasi-Peak and Average measurement were performed at the frequencies with maximized peak emission.
3. Measurement Level = Reading level + Correct Factor
4. The test data shows only the worst case- MIMO (5.8G-802.11N-HT20 low channel)

4.2 RADIATED EMISSION MEASUREMENT

4.2.1 RADIATED EMISSION LIMITS

1. Radiated emissions from 9 kHz to 25 GHz were measured according to the methods defines in ANSI C63.10-2013. The EUT was placed above the ground plane, 0.8 meter for frequency below 1GHz and 1.5 meter for frequency above 1GHz. The interface cable and equipment positions were varied within limits of reasonable applications to determine the positions producing maximum radiated emissions.
2. For transmitters operating in the 5150-5250 MHz band: all emissions outside of the 5150-5350 MHz band shall not exceed an EIRP of -27 dBm/MHz.
3. For transmitters operating in the 5250-5350 MHz band: all emissions outside of the 5150-5350 MHz band shall not exceed an EIRP of -27 dBm/MHz. Devices operating in the 5250-5350 MHz band that generate emissions in the 5150-5250 MHz band must meet all applicable technical requirements for operation in the 5150-5250 MHz band (including indoor use) or alternatively meet an out-of-band emission EIRP limit of -27 dBm/MHz in the 5150-5250 MHz band.
4. For transmitters operating in the 5470-5600 MHz and 5650-5725 MHz band: all emissions outside of the 5470-5600 MHz and 5650-5725 MHz band shall not exceed an EIRP of -27 dBm/MHz.
5. KDB789033v02r01G)2)c) As specified in 15.407(b), emissions above 1000 MHz that are out side of the restricted bands are subject to a peak emission limit of -27 dBm/MHz (or -17 dBm/MHz as specified in 15.407(b)(4)). However, an out-of-band emission that complies with both the average and peak limits of 15.209 is not required to satisfy the -27 dBm/MHz or -17 dBm/MHz peak emission limit.

According to §15.209(a), except as provided elsewhere in this Subpart, the emissions from an intentional radiator shall not exceed the field strength levels specified in the following table:

Frequencies (MHz)	Field Strength (micovolts/meter)	Measurement Distance (meters)
0.009~0.490	2400/F(KHz)	300
0.490~1.705	24000/F(KHz)	30
1.705~30.0	30	30
30~88	100	3
88~216	150	3
216~960	200	3
Above 960	500	3

LIMITS OF RADIATED EMISSION MEASUREMENT

FREQUENCY (MHz)	Limit (dBuV/m) (at 3M)	
	PEAK	AVERAGE
Above 1000	74	54

Notes:

- (1) The limit for radiated test was performed according to FCC PART 15C.
- (2) The tighter limit applies at the band edges.
- (3) Emission level (dBuV/m)=20log Emission level (uV/m).

4.2.2 TEST PROCEDURE

Below 1GHz test procedure as below:

- a. The EUT was placed on the top of a rotating table 0.1 meters above the ground at a 3 meter semi-anechoic chamber. The table was rotated 360 degrees to determine the position of the highest radiation.
- b. The EUT was set 3 meters away from the interference-receiving antenna, which was mounted on the top of a variable-height antenna tower.
- c. The antenna height is varied from one meter to four meters above the ground to determine the maximum value of the field strength. Both horizontal and vertical polarizations of the antenna are set to make the measurement.
- d. For each suspected emission, the EUT was arranged to its worst case and then the antenna was tuned to heights from 1 meter to 4 meters (for the test frequency of below 30MHz, the antenna was tuned to heights 1 meter) and the rotatable table was turned from 0 degrees to 360 degrees to find the maximum reading.
- e. The test-receiver system was set to Peak Detect Function and Specified Bandwidth with Maximum Hold Mode.
- f. If the emission level of the EUT in peak mode was 10dB lower than the limit specified, then testing could be stopped and the peak values of the EUT would be reported. Otherwise the emissions that did not have 10dB margin would be re-tested one by one using peak, quasi-peak or average method as specified and then reported in a data sheet.

Above 1GHz test procedure as below:

- g. Different between above is the test site, change from Semi- Anechoic Chamber to fully Anechoic Chamber and change from table 0.8 metre to 1.5 metre (Above 18GHz the distance is 1 meter and table is 1.5 metre).
- h. Test the EUT in the lowest channel, the middle channel, the Highest channel

Note:

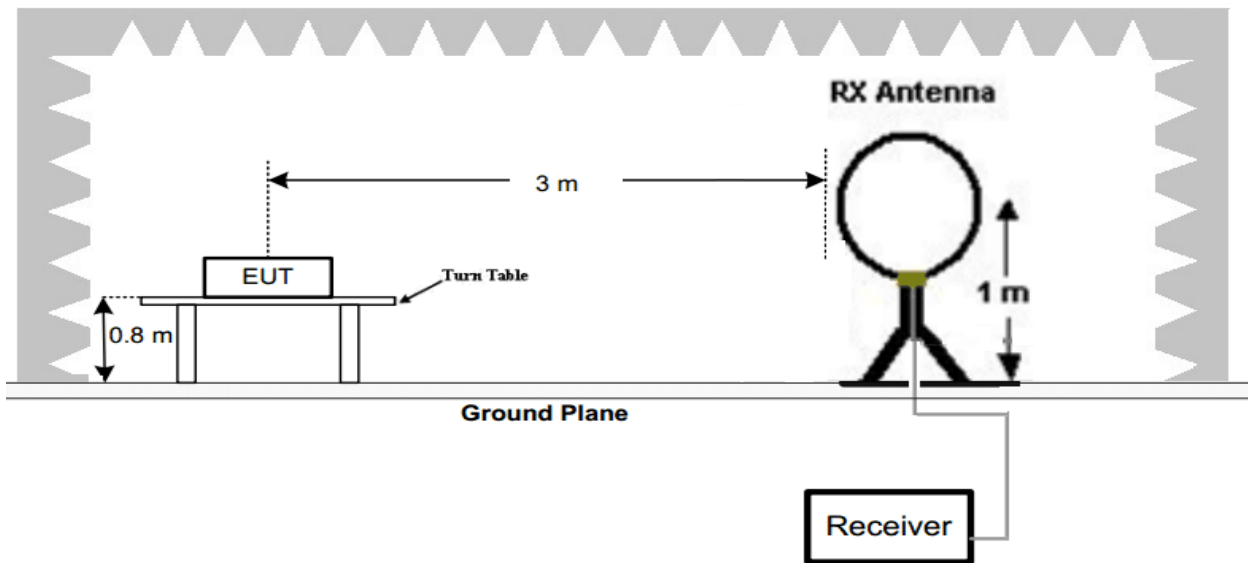
Both horizontal and vertical antenna polarities were tested and performed pretest to three orthogonal axis. The worst case emissions were reported

4.2.3 DEVIATION FROM TEST STANDARD

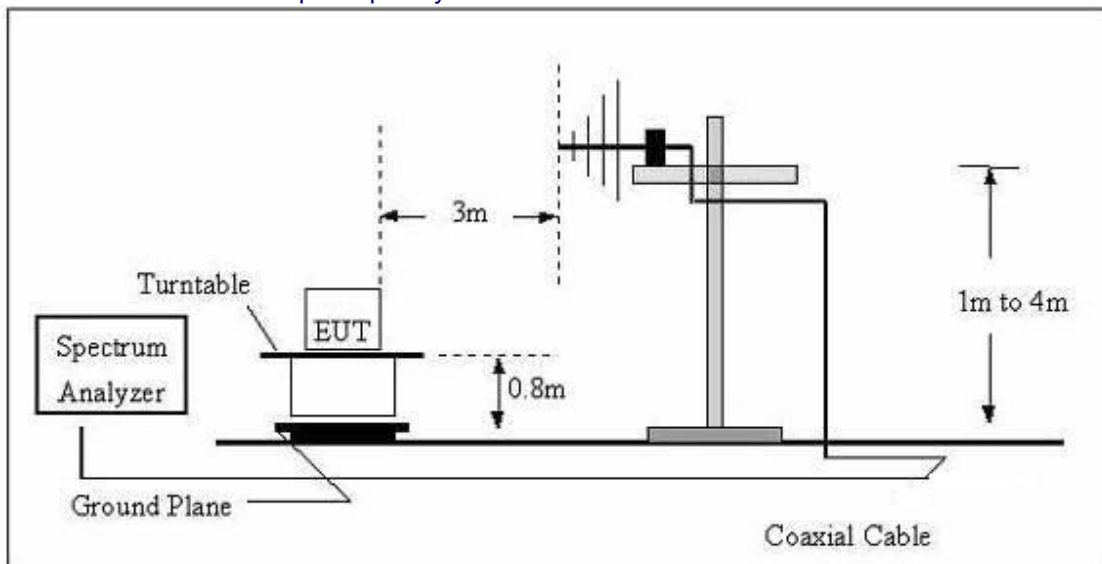
No deviation

4.2.4 TEST SETUP

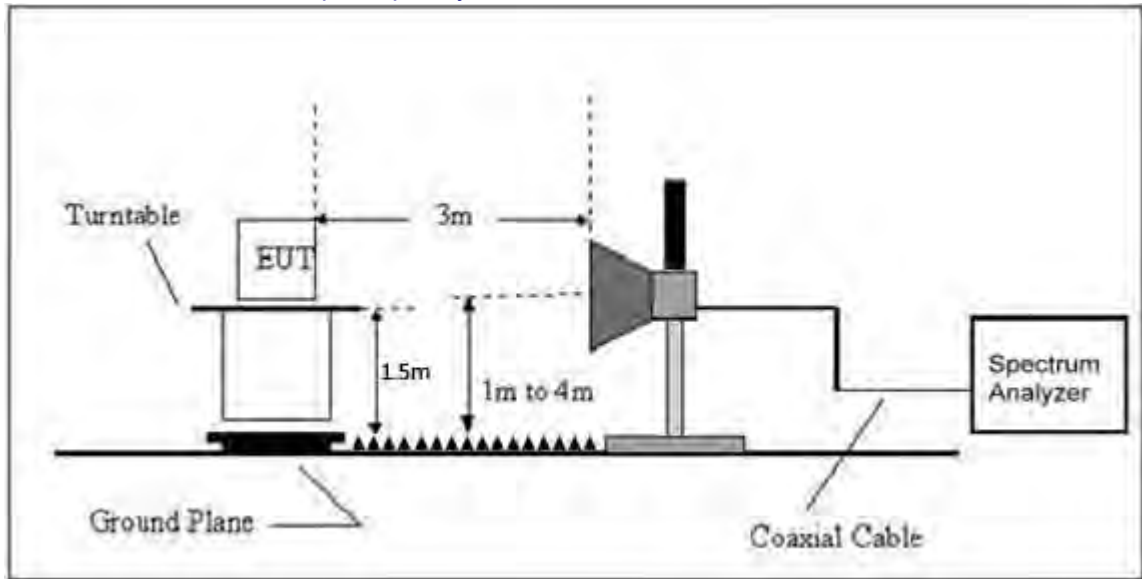
(A) Radiated Emission Test-Up Frequency Below 30MHz



(B) Radiated Emission Test-Up Frequency 30MHz~1GHz



(C) Radiated Emission Test-Up Frequency Above 1GHz



4.2.5 EUT OPERATING CONDITIONS

The EUT tested system was configured as the statements of 2.4 Unless otherwise a special operating condition is specified in the follows during the testing.

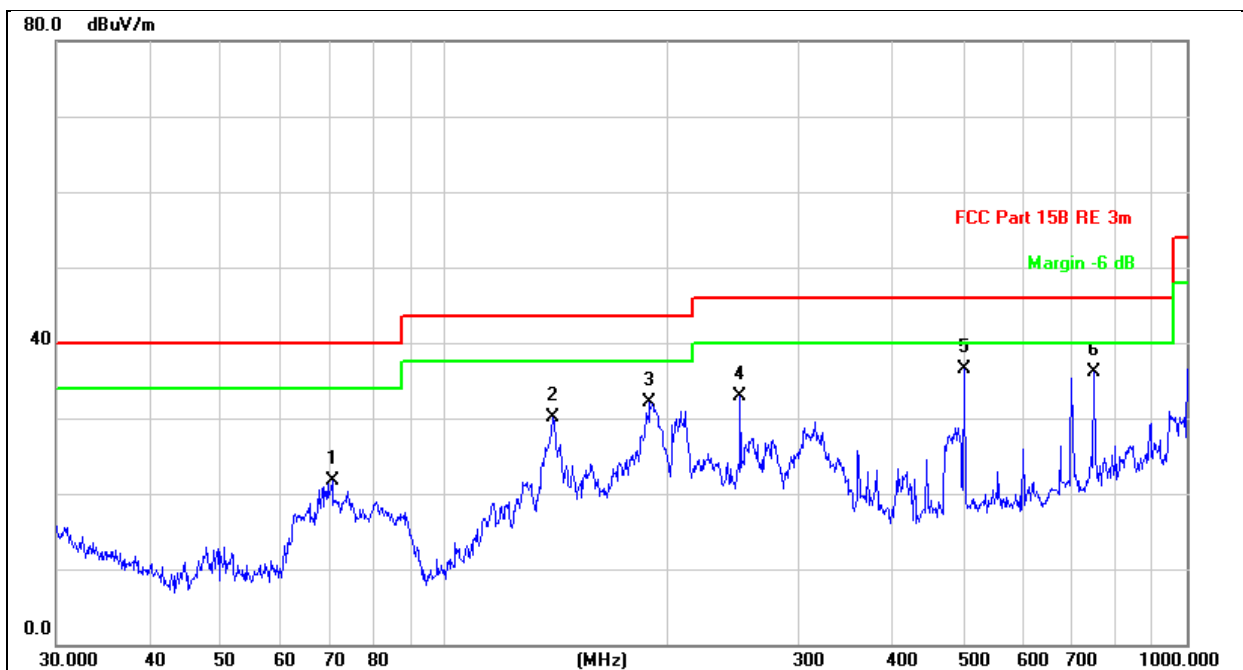
4.2.6 TEST RESULTS

Between 9KHz – 30MHz

The emission from 9 kHz to 30MHz was pre-tested and found the result was 20dB lower than the limit, and according to 15.31(o) & RSS-Gen 6.13, the test result no need to reported.

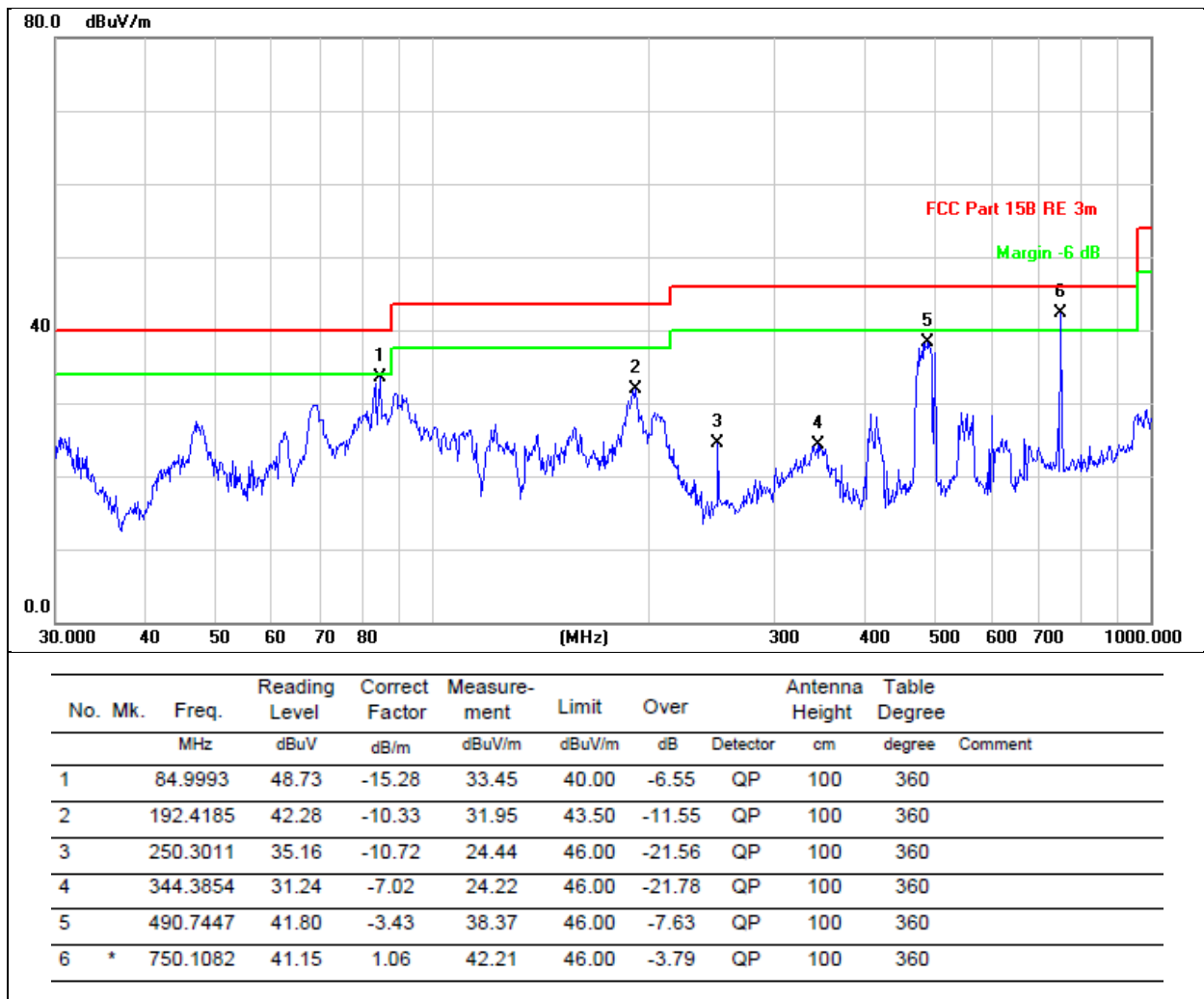
Between 30MHz – 1GHz

Temperature:	26°C	Relative Humidity:	54%
Pressure:	101 kPa	Polarization:	Horizontal
Test Voltage:	AC 120V/60Hz		



No.	Mk.	Freq.	Reading Level	Correct Factor	Measurement	Limit	Over	Antenna Height	Table Degree	
		MHz	dBuV	dB/m	dBuV/m	dBuV/m	dB	cm	degree	Comment
1		70.5836	36.72	-15.11	21.61	40.00	-18.39	QP	100	0
2		139.8507	39.96	-9.90	30.06	43.50	-13.44	QP	100	0
3		189.0742	42.52	-10.46	32.06	43.50	-11.44	QP	100	0
4		250.3011	43.60	-10.72	32.88	46.00	-13.12	QP	100	0
5	*	501.1789	39.65	-3.18	36.47	46.00	-9.53	QP	100	0
6		750.1082	35.03	1.06	36.09	46.00	-9.91	QP	100	0

Temperature:	26°C	Relative Humidity:	54%
Pressure:	101kPa	Polarization:	Vertical
Test Voltage:	AC 120V/60Hz		



Remark:

1. Final Level = Receiver Read level + Antenna Factor + Cable Loss – Preamplifier Factor
2. The emission levels of other frequencies are very lower than the limit and not show in test report.
3. The test data shows only the worst case- MIMO (5.8G-802.11N-HT20 low channel)

ANT1-802.11a

Polar (H/V)	Frequency	Meter Reading	Pre-amplifier	Cable Loss	Antenna Factor	Emission Level	Limits	Margin	Detect or Type
	(MHz)	(dBuV)	(dB)	(dB)	(dB)	(dBuV/m)	(dBuV/m)	(dB)	
Low Channel:5180MHz									
V	10360	48.98	30.55	5.77	24.66	48.86	74.00	-25.14	PK
V	10360	36.62	30.55	5.77	24.66	36.50	54.00	-17.50	AV
V	15540	49.31	30.33	6.32	24.55	49.85	74.00	-24.15	PK
V	15540	41.68	30.33	6.32	24.55	42.22	54.00	-11.78	AV
V	20720	51.61	30.85	7.45	24.69	52.90	74.00	-21.10	PK
V	20720	39.78	30.85	7.45	24.69	41.07	54.00	-12.93	AV
H	10360	47.94	30.55	5.77	24.66	47.82	74.00	-26.18	PK
H	10360	38.91	30.55	5.77	24.66	38.79	54.00	-15.21	AV
H	15540	46.80	30.33	6.32	24.55	47.34	74.00	-26.66	PK
H	15540	40.37	30.33	6.32	24.55	40.91	54.00	-13.09	AV
H	20720	51.35	30.85	7.45	24.69	52.64	74.00	-21.36	PK
H	20720	41.21	30.85	7.45	24.69	42.50	54.00	-11.50	AV

Polar (H/V)	Frequency	Meter Reading	Pre-amplifier	Cable Loss	Antenna Factor	Emission Level	Limits	Margin	Detect or Type
	(MHz)	(dBuV)	(dB)	(dB)	(dB)	(dBuV/m)	(dBuV/m)	(dB)	
Middle Channel:5200MHz									
V	10400	48.60	30.55	5.77	24.66	48.48	74.00	-25.52	PK
V	10400	35.33	30.55	5.77	24.66	35.21	54.00	-18.79	AV
V	15600	48.60	30.33	6.32	24.55	49.14	74.00	-24.86	PK
V	15600	40.84	30.33	6.32	24.55	41.38	54.00	-12.62	AV
V	20800	51.05	30.85	7.45	24.69	52.34	74.00	-21.66	PK
V	20800	41.36	30.85	7.45	24.69	42.65	54.00	-11.35	AV
H	10400	47.25	30.55	5.77	24.66	47.13	74.00	-26.87	PK
H	10400	40.19	30.55	5.77	24.66	40.07	54.00	-13.93	AV
H	15600	47.09	30.33	6.32	24.55	47.63	74.00	-26.37	PK
H	15600	39.82	30.33	6.32	24.55	40.36	54.00	-13.64	AV
H	20800	48.81	30.85	7.45	24.69	50.10	74.00	-23.90	PK
H	20800	40.86	30.85	7.45	24.69	42.15	54.00	-11.85	AV

Polar (H/V)	Frequency	Meter Reading	Pre-amplifier	Cable Loss	Antenna Factor	Emission Level	Limits	Margin	Detect or Type
	(MHz)	(dBuV)	(dB)	(dB)	(dB)	(dBuV/m)	(dBuV/m)	(dB)	
High Channel:5240MHz									
V	10480	47.65	30.55	5.77	24.66	47.53	74.00	-26.47	PK
V	10480	36.58	30.55	5.77	24.66	36.46	54.00	-17.54	AV
V	15720	47.89	30.33	6.32	24.55	48.43	74.00	-25.57	PK
V	15720	40.02	30.33	6.32	24.55	40.56	54.00	-13.44	AV
V	20960	50.29	30.85	7.45	24.69	51.58	74.00	-22.42	PK
V	20960	39.98	30.85	7.45	24.69	41.27	54.00	-12.73	AV
H	10480	47.54	30.55	5.77	24.66	47.42	74.00	-26.58	PK
H	10480	38.74	30.55	5.77	24.66	38.62	54.00	-15.38	AV
H	15720	47.85	30.33	6.32	24.55	48.39	74.00	-25.61	PK
H	15720	39.30	30.33	6.32	24.55	39.84	54.00	-14.16	AV
H	20960	51.46	30.85	7.45	24.69	52.75	74.00	-21.25	PK
H	20960	41.68	30.85	7.45	24.69	42.97	54.00	-11.03	AV

Polar (H/V)	Frequency	Meter Reading	Pre-amplifier	Cable Loss	Antenna Factor	Emission Level	Limits	Margin	Detect or Type
	(MHz)	(dBuV)	(dB)	(dB)	(dB)	(dBuV/m)	(dBuV/m)	(dB)	
High Channel:5745MHz									
V	11490	49.54	30.55	5.77	24.66	49.42	74.00	-24.58	PK
V	11490	36.44	30.55	5.77	24.66	36.32	54.00	-17.68	AV
V	17235	48.98	30.33	6.32	24.55	49.52	74.00	-24.48	PK
V	17235	38.83	30.33	6.32	24.55	39.37	54.00	-14.63	AV
V	22980	49.66	30.85	7.45	24.69	50.95	74.00	-23.05	PK
V	22980	40.79	30.85	7.45	24.69	42.08	54.00	-11.92	AV
H	11490	46.79	30.55	5.77	24.66	46.67	74.00	-27.33	PK
H	11490	39.37	30.55	5.77	24.66	39.25	54.00	-14.75	AV
H	17235	46.88	30.33	6.32	24.55	47.42	74.00	-26.58	PK
H	17235	39.32	30.33	6.32	24.55	39.86	54.00	-14.14	AV
H	22980	50.49	30.85	7.45	24.69	51.78	74.00	-22.22	PK
H	22980	39.84	30.85	7.45	24.69	41.13	54.00	-12.87	AV

Polar (H/V)	Frequency	Meter Reading	Pre-amplifier	Cable Loss	Antenna Factor	Emission Level	Limits	Margin	Detect or Type
	(MHz)	(dBuV)	(dB)	(dB)	(dB)	(dBuV/m)	(dBuV/m)	(dB)	
High Channel:5785MHz									
V	11570	47.17	30.55	5.77	24.66	47.05	74.00	-26.95	PK
V	11570	36.73	30.55	5.77	24.66	36.61	54.00	-17.39	AV
V	17355	49.66	30.33	6.32	24.55	50.20	74.00	-23.80	PK
V	17355	40.53	30.33	6.32	24.55	41.07	54.00	-12.93	AV
V	23140	51.62	30.85	7.45	24.69	52.91	74.00	-21.09	PK
V	23140	39.36	30.85	7.45	24.69	40.65	54.00	-13.35	AV
H	11570	47.51	30.55	5.77	24.66	47.39	74.00	-26.61	PK
H	11570	38.21	30.55	5.77	24.66	38.09	54.00	-15.91	AV
H	17355	47.05	30.33	6.32	24.55	47.59	74.00	-26.41	PK
H	17355	40.14	30.33	6.32	24.55	40.68	54.00	-13.32	AV
H	23140	49.40	30.85	7.45	24.69	50.69	74.00	-23.31	PK
H	23140	40.24	30.85	7.45	24.69	41.53	54.00	-12.47	AV

Polar (H/V)	Frequency	Meter Reading	Pre-amplifier	Cable Loss	Antenna Factor	Emission Level	Limits	Margin	Detect or Type
	(MHz)	(dBuV)	(dB)	(dB)	(dB)	(dBuV/m)	(dBuV/m)	(dB)	
High Channel:5825MHz									
V	11650	48.78	30.55	5.77	24.66	48.66	74.00	-25.34	PK
V	11650	35.34	30.55	5.77	24.66	35.22	54.00	-18.78	AV
V	17475	47.80	30.33	6.32	24.55	48.34	74.00	-25.66	PK
V	17475	39.16	30.33	6.32	24.55	39.70	54.00	-14.30	AV
V	23300	50.30	30.85	7.45	24.69	51.59	74.00	-22.41	PK
V	23300	40.98	30.85	7.45	24.69	42.27	54.00	-11.73	AV
H	11650	47.65	30.55	5.77	24.66	47.53	74.00	-26.47	PK
H	11650	38.47	30.55	5.77	24.66	38.35	54.00	-15.65	AV
H	17475	47.12	30.33	6.32	24.55	47.66	74.00	-26.34	PK
H	17475	38.83	30.33	6.32	24.55	39.37	54.00	-14.63	AV
H	23300	48.91	30.85	7.45	24.69	50.20	74.00	-23.80	PK
H	23300	40.94	30.85	7.45	24.69	42.23	54.00	-11.77	AV

ANT1-802.11n20

Polar (H/V)	Frequency	Meter Reading	Pre-ampli fier	Cable Loss	Antenna Factor	Emission Level	Limits	Margin	Detect or Type
	(MHz)	(dBuV)	(dB)	(dB)	(dB)	(dBuV/m)	(dBuV/m)	(dB)	
Low Channel:5180MHz									
V	10360	49.69	30.55	5.77	24.66	49.57	74.00	-24.43	PK
V	10360	34.27	30.55	5.77	24.66	34.15	54.00	-19.85	AV
V	15540	48.29	30.33	6.32	24.55	48.83	74.00	-25.17	PK
V	15540	41.18	30.33	6.32	24.55	41.72	54.00	-12.28	AV
V	20720	49.35	30.85	7.45	24.69	50.64	74.00	-23.36	PK
V	20720	41.18	30.85	7.45	24.69	42.47	54.00	-11.53	AV
H	10360	46.69	30.55	5.77	24.66	46.57	74.00	-27.43	PK
H	10360	39.85	30.55	5.77	24.66	39.73	54.00	-14.27	AV
H	15540	47.39	30.33	6.32	24.55	47.93	74.00	-26.07	PK
H	15540	40.48	30.33	6.32	24.55	41.02	54.00	-12.98	AV
H	20720	51.34	30.85	7.45	24.69	52.63	74.00	-21.37	PK
H	20720	40.58	30.85	7.45	24.69	41.87	54.00	-12.13	AV

Polar (H/V)	Frequency	Meter Reading	Pre-ampli fier	Cable Loss	Antenna Factor	Emission Level	Limits	Margin	Detect or Type
	(MHz)	(dBuV)	(dB)	(dB)	(dB)	(dBuV/m)	(dBuV/m)	(dB)	
Middle Channel:5200MHz									
V	10400	48.35	30.55	5.77	24.66	48.23	74.00	-25.77	PK
V	10400	35.36	30.55	5.77	24.66	35.24	54.00	-18.76	AV
V	15600	48.53	30.33	6.32	24.55	49.07	74.00	-24.93	PK
V	15600	39.52	30.33	6.32	24.55	40.06	54.00	-13.94	AV
V	20800	48.98	30.85	7.45	24.69	50.27	74.00	-23.73	PK
V	20800	39.71	30.85	7.45	24.69	41.00	54.00	-13.00	AV
H	10400	47.49	30.55	5.77	24.66	47.37	74.00	-26.63	PK
H	10400	38.38	30.55	5.77	24.66	38.26	54.00	-15.74	AV
H	15600	48.46	30.33	6.32	24.55	49.00	74.00	-25.00	PK
H	15600	41.10	30.33	6.32	24.55	41.64	54.00	-12.36	AV
H	20800	49.55	30.85	7.45	24.69	50.84	74.00	-23.16	PK
H	20800	40.84	30.85	7.45	24.69	42.13	54.00	-11.87	AV

Polar (H/V)	Frequency	Meter Reading	Pre-amplif ier	Cable Loss	Antenna Factor	Emission Level	Limits	Margin	Detect or Type
	(MHz)	(dBuV)	(dB)	(dB)	(dB)	(dBuV/m)	(dBuV/m)	(dB)	
High Channel:5240MHz									
V	10480	47.85	30.55	5.77	24.66	47.73	74.00	-26.27	PK
V	10480	36.38	30.55	5.77	24.66	36.26	54.00	-17.74	AV
V	15720	49.46	30.33	6.32	24.55	50.00	74.00	-24.00	PK
V	15720	39.22	30.33	6.32	24.55	39.76	54.00	-14.24	AV
V	20960	50.88	30.85	7.45	24.69	52.17	74.00	-21.83	PK
V	20960	38.98	30.85	7.45	24.69	40.27	54.00	-13.73	AV
H	10480	46.08	30.55	5.77	24.66	45.96	74.00	-28.04	PK
H	10480	39.17	30.55	5.77	24.66	39.05	54.00	-14.95	AV
H	15720	47.46	30.33	6.32	24.55	48.00	74.00	-26.00	PK
H	15720	40.42	30.33	6.32	24.55	40.96	54.00	-13.04	AV
H	20960	49.80	30.85	7.45	24.69	51.09	74.00	-22.91	PK
H	20960	41.10	30.85	7.45	24.69	42.39	54.00	-11.61	AV

Polar (H/V)	Frequency	Meter Reading	Pre-amplifi er	Cable Loss	Antenna Factor	Emission Level	Limits	Margin	Detect or Type
	(MHz)	(dBuV)	(dB)	(dB)	(dB)	(dBuV/m)	(dBuV/m)	(dB)	
High Channel:5745MHz									
V	11490	46.98	30.55	5.77	24.66	46.86	74.00	-27.14	PK
V	11490	35.59	30.55	5.77	24.66	35.47	54.00	-18.53	AV
V	17235	49.24	30.33	6.32	24.55	49.78	74.00	-24.22	PK
V	17235	38.93	30.33	6.32	24.55	39.47	54.00	-14.53	AV
V	22980	50.65	30.85	7.45	24.69	51.94	74.00	-22.06	PK
V	22980	40.62	30.85	7.45	24.69	41.91	54.00	-12.09	AV
H	11490	46.57	30.55	5.77	24.66	46.45	74.00	-27.55	PK
H	11490	38.14	30.55	5.77	24.66	38.02	54.00	-15.98	AV
H	17235	46.93	30.33	6.32	24.55	47.47	74.00	-26.53	PK
H	17235	41.01	30.33	6.32	24.55	41.55	54.00	-12.45	AV
H	22980	50.72	30.85	7.45	24.69	52.01	74.00	-21.99	PK
H	22980	41.29	30.85	7.45	24.69	42.58	54.00	-11.42	AV

Polar (H/V)	Frequency	Meter Reading	Pre-amplifi er	Cable Loss	Antenna Factor	Emission Level	Limits	Margin	Detect or Type
	(MHz)	(dBuV)	(dB)	(dB)	(dB)	(dBuV/m)	(dBuV/m)	(dB)	
High Channel:5785MHz									
V	11570	48.87	30.55	5.77	24.66	48.75	74.00	-25.25	PK
V	11570	35.92	30.55	5.77	24.66	35.80	54.00	-18.20	AV
V	17355	49.67	30.33	6.32	24.55	50.21	74.00	-23.79	PK
V	17355	39.48	30.33	6.32	24.55	40.02	54.00	-13.98	AV
V	23140	50.10	30.85	7.45	24.69	51.39	74.00	-22.61	PK
V	23140	38.96	30.85	7.45	24.69	40.25	54.00	-13.75	AV
H	11570	46.50	30.55	5.77	24.66	46.38	74.00	-27.62	PK
H	11570	38.26	30.55	5.77	24.66	38.14	54.00	-15.86	AV
H	17355	46.76	30.33	6.32	24.55	47.30	74.00	-26.70	PK
H	17355	40.73	30.33	6.32	24.55	41.27	54.00	-12.73	AV
H	23140	51.15	30.85	7.45	24.69	52.44	74.00	-21.56	PK
H	23140	39.28	30.85	7.45	24.69	40.57	54.00	-13.43	AV

Polar (H/V)	Frequency	Meter Reading	Pre-amplifi er	Cable Loss	Antenna Factor	Emission Level	Limits	Margin	Detect or Type
	(MHz)	(dBuV)	(dB)	(dB)	(dB)	(dBuV/m)	(dBuV/m)	(dB)	
High Channel:5825MHz									
V	11650	48.17	30.55	5.77	24.66	48.05	74.00	-25.95	PK
V	11650	36.58	30.55	5.77	24.66	36.46	54.00	-17.54	AV
V	17475	47.93	30.33	6.32	24.55	48.47	74.00	-25.53	PK
V	17475	40.08	30.33	6.32	24.55	40.62	54.00	-13.38	AV
V	23300	50.31	30.85	7.45	24.69	51.60	74.00	-22.40	PK
V	23300	41.27	30.85	7.45	24.69	42.56	54.00	-11.44	AV
H	11650	46.64	30.55	5.77	24.66	46.52	74.00	-27.48	PK
H	11650	39.47	30.55	5.77	24.66	39.35	54.00	-14.65	AV
H	17475	47.84	30.33	6.32	24.55	48.38	74.00	-25.62	PK
H	17475	41.01	30.33	6.32	24.55	41.55	54.00	-12.45	AV
H	23300	50.27	30.85	7.45	24.69	51.56	74.00	-22.44	PK
H	23300	38.88	30.85	7.45	24.69	40.17	54.00	-13.83	AV

ANT1-802.11n40

Polar (H/V)	Frequency	Meter Reading	Pre-amplifier	Cable Loss	Antenna Factor	Emission Level	Limits	Margin	Detect or Type
	(MHz)	(dBuV)	(dB)	(dB)	(dB)	(dBuV/m)	(dBuV/m)	(dB)	
Low Channel:5190MHz									
V	10360	49.22	30.55	5.77	24.66	49.10	74.00	-24.90	PK
V	10360	36.54	30.55	5.77	24.66	36.42	54.00	-17.58	AV
V	15540	48.78	30.33	6.32	24.55	49.32	74.00	-24.68	PK
V	15540	41.71	30.33	6.32	24.55	42.25	54.00	-11.75	AV
V	20720	49.70	30.85	7.45	24.69	50.99	74.00	-23.01	PK
V	20720	38.91	30.85	7.45	24.69	40.20	54.00	-13.80	AV
H	10360	48.61	30.55	5.77	24.66	48.49	74.00	-25.51	PK
H	10360	40.30	30.55	5.77	24.66	40.18	54.00	-13.82	AV
H	15540	48.64	30.33	6.32	24.55	49.18	74.00	-24.82	PK
H	15540	40.51	30.33	6.32	24.55	41.05	54.00	-12.95	AV
H	20720	50.01	30.85	7.45	24.69	51.30	74.00	-22.70	PK
H	20720	39.89	30.85	7.45	24.69	41.18	54.00	-12.82	AV

Polar (H/V)	Frequency	Meter Reading	Pre-amplifier	Cable Loss	Antenna Factor	Emission Level	Limits	Margin	Detect or Type
	(MHz)	(dBuV)	(dB)	(dB)	(dB)	(dBuV/m)	(dBuV/m)	(dB)	
Middle Channel:5230MHz									
V	10460	46.80	30.55	5.77	24.66	46.68	74.00	-27.32	PK
V	10460	36.25	30.55	5.77	24.66	36.13	54.00	-17.87	AV
V	15690	47.90	30.33	6.32	24.55	48.44	74.00	-25.56	PK
V	15690	39.74	30.33	6.32	24.55	40.28	54.00	-13.72	AV
V	20920	51.61	30.85	7.45	24.69	52.90	74.00	-21.10	PK
V	20920	39.58	30.85	7.45	24.69	40.87	54.00	-13.13	AV
H	10460	46.99	30.55	5.77	24.66	46.87	74.00	-27.13	PK
H	10460	39.16	30.55	5.77	24.66	39.04	54.00	-14.96	AV
H	15690	47.84	30.33	6.32	24.55	48.38	74.00	-25.62	PK
H	15690	40.57	30.33	6.32	24.55	41.11	54.00	-12.89	AV
H	20920	50.09	30.85	7.45	24.69	51.38	74.00	-22.62	PK
H	20920	41.42	30.85	7.45	24.69	42.71	54.00	-11.29	AV

Polar (H/V)	Frequency	Meter Reading	Pre-amplifier	Cable Loss	Antenna Factor	Emission Level	Limits	Margin	Detect or Type
	(MHz)	(dBuV)	(dB)	(dB)	(dB)	(dBuV/m)	(dBuV/m)	(dB)	
High Channel:5755MHz									
V	11510	49.40	30.55	5.77	24.66	49.28	74.00	-24.72	PK
V	11510	36.24	30.55	5.77	24.66	36.12	54.00	-17.88	AV
V	17265	47.80	30.33	6.32	24.55	48.34	74.00	-25.66	PK
V	17265	40.33	30.33	6.32	24.55	40.87	54.00	-13.13	AV
V	23020	49.13	30.85	7.45	24.69	50.42	74.00	-23.58	PK
V	23020	40.39	30.85	7.45	24.69	41.68	54.00	-12.32	AV
H	11510	46.57	30.55	5.77	24.66	46.45	74.00	-27.55	PK
H	11510	40.00	30.55	5.77	24.66	39.88	54.00	-14.12	AV
H	17265	46.78	30.33	6.32	24.55	47.32	74.00	-26.68	PK
H	17265	39.79	30.33	6.32	24.55	40.33	54.00	-13.67	AV
H	23020	51.20	30.85	7.45	24.69	52.49	74.00	-21.51	PK
H	23020	41.52	30.85	7.45	24.69	42.81	54.00	-11.19	AV

Polar (H/V)	Frequency	Meter Reading	Pre-amplifier	Cable Loss	Antenna Factor	Emission Level	Limits	Margin	Detect or Type
	(MHz)	(dBuV)	(dB)	(dB)	(dB)	(dBuV/m)	(dBuV/m)	(dB)	
High Channel:5795MHz									
V	11590	49.55	30.55	5.77	24.66	49.43	74.00	-24.57	PK
V	11590	34.54	30.55	5.77	24.66	34.42	54.00	-19.58	AV
V	17385	48.00	30.33	6.32	24.55	48.54	74.00	-25.46	PK
V	17385	41.09	30.33	6.32	24.55	41.63	54.00	-12.37	AV
V	23180	50.75	30.85	7.45	24.69	52.04	74.00	-21.96	PK
V	23180	40.89	30.85	7.45	24.69	42.18	54.00	-11.82	AV
H	11590	48.38	30.55	5.77	24.66	48.26	74.00	-25.74	PK
H	11590	39.31	30.55	5.77	24.66	39.19	54.00	-14.81	AV
H	17385	47.72	30.33	6.32	24.55	48.26	74.00	-25.74	PK
H	17385	39.54	30.33	6.32	24.55	40.08	54.00	-13.92	AV
H	23180	49.56	30.85	7.45	24.69	50.85	74.00	-23.15	PK
H	23180	40.54	30.85	7.45	24.69	41.83	54.00	-12.17	AV

Remark:

1. Emission Level = Meter Reading + Antenna Factor + Cable Loss – Pre-amplifier,

Margin= Emission Level - Limit

2. If peak below the average limit, the average emission was no test.

3. The amplitude of spurious emissions which are attenuated by more than 20dB below the permissible value has no need to be reported.

ANT1--802.11ac20

Polar (H/V)	Frequency	Meter Reading	Pre-ampli fier	Cable Loss	Antenna Factor	Emission Level	Limits	Margin	Detect or Type
	(MHz)	(dBuV)	(dB)	(dB)	(dB)	(dBuV/m)	(dBuV/m)	(dB)	
Low Channel:5180MHz									
V	10360	47.77	30.55	5.77	24.66	47.65	74.00	-26.35	PK
V	10360	34.37	30.55	5.77	24.66	34.25	54.00	-19.75	AV
V	15540	48.49	30.33	6.32	24.55	49.03	74.00	-24.97	PK
V	15540	41.36	30.33	6.32	24.55	41.90	54.00	-12.10	AV
V	20720	51.74	30.85	7.45	24.69	53.03	74.00	-20.97	PK
V	20720	40.77	30.85	7.45	24.69	42.06	54.00	-11.94	AV
H	10360	47.62	30.55	5.77	24.66	47.50	74.00	-26.50	PK
H	10360	39.98	30.55	5.77	24.66	39.86	54.00	-14.14	AV
H	15540	47.11	30.33	6.32	24.55	47.65	74.00	-26.35	PK
H	15540	40.76	30.33	6.32	24.55	41.30	54.00	-12.70	AV
H	20720	50.97	30.85	7.45	24.69	52.26	74.00	-21.74	PK
H	20720	41.57	30.85	7.45	24.69	42.86	54.00	-11.14	AV

Polar (H/V)	Frequency	Meter Reading	Pre-ampli fier	Cable Loss	Antenna Factor	Emission Level	Limits	Margin	Detect or Type
	(MHz)	(dBuV)	(dB)	(dB)	(dB)	(dBuV/m)	(dBuV/m)	(dB)	
Middle Channel:5200MHz									
V	10400	47.49	30.55	5.77	24.66	47.37	74.00	-26.63	PK
V	10400	33.91	30.55	5.77	24.66	33.79	54.00	-20.21	AV
V	15600	47.99	30.33	6.32	24.55	48.53	74.00	-25.47	PK
V	15600	41.53	30.33	6.32	24.55	42.07	54.00	-11.93	AV
V	20800	49.56	30.85	7.45	24.69	50.85	74.00	-23.15	PK
V	20800	39.64	30.85	7.45	24.69	40.93	54.00	-13.07	AV
H	10400	48.46	30.55	5.77	24.66	48.34	74.00	-25.66	PK
H	10400	39.56	30.55	5.77	24.66	39.44	54.00	-14.56	AV
H	15600	47.73	30.33	6.32	24.55	48.27	74.00	-25.73	PK
H	15600	41.32	30.33	6.32	24.55	41.86	54.00	-12.14	AV
H	20800	49.59	30.85	7.45	24.69	50.88	74.00	-23.12	PK
H	20800	40.52	30.85	7.45	24.69	41.81	54.00	-12.19	AV

Polar (H/V)	Frequency	Meter Reading	Pre-amplif ier	Cable Loss	Antenna Factor	Emission Level	Limits	Margin	Detect or Type
	(MHz)	(dBuV)	(dB)	(dB)	(dB)	(dBuV/m)	(dBuV/m)	(dB)	
High Channel:5240MHz									
V	10480	49.49	30.55	5.77	24.66	49.37	74.00	-24.63	PK
V	10480	34.96	30.55	5.77	24.66	34.84	54.00	-19.16	AV
V	15720	48.11	30.33	6.32	24.55	48.65	74.00	-25.35	PK
V	15720	39.14	30.33	6.32	24.55	39.68	54.00	-14.32	AV
V	20960	50.43	30.85	7.45	24.69	51.72	74.00	-22.28	PK
V	20960	39.85	30.85	7.45	24.69	41.14	54.00	-12.86	AV
H	10480	47.25	30.55	5.77	24.66	47.13	74.00	-26.87	PK
H	10480	39.23	30.55	5.77	24.66	39.11	54.00	-14.89	AV
H	15720	48.63	30.33	6.32	24.55	49.17	74.00	-24.83	PK
H	15720	40.95	30.33	6.32	24.55	41.49	54.00	-12.51	AV
H	20960	50.64	30.85	7.45	24.69	51.93	74.00	-22.07	PK
H	20960	40.73	30.85	7.45	24.69	42.02	54.00	-11.98	AV

Polar (H/V)	Frequency	Meter Reading	Pre-amplifier	Cable Loss	Antenna Factor	Emission Level	Limits	Margin	Detect or Type
	(MHz)	(dBuV)	(dB)	(dB)	(dB)	(dBuV/m)	(dBuV/m)	(dB)	
High Channel:5745MHz									
V	11490	49.31	30.55	5.77	24.66	49.19	74.00	-24.81	PK
V	11490	36.31	30.55	5.77	24.66	36.19	54.00	-17.81	AV
V	17235	48.60	30.33	6.32	24.55	49.14	74.00	-24.86	PK
V	17235	40.19	30.33	6.32	24.55	40.73	54.00	-13.27	AV
V	22980	50.43	30.85	7.45	24.69	51.72	74.00	-22.28	PK
V	22980	41.50	30.85	7.45	24.69	42.79	54.00	-11.21	AV
H	11490	47.61	30.55	5.77	24.66	47.49	74.00	-26.51	PK
H	11490	38.34	30.55	5.77	24.66	38.22	54.00	-15.78	AV
H	17235	48.40	30.33	6.32	24.55	48.94	74.00	-25.06	PK
H	17235	41.76	30.33	6.32	24.55	42.30	54.00	-11.70	AV
H	22980	48.78	30.85	7.45	24.69	50.07	74.00	-23.93	PK
H	22980	41.28	30.85	7.45	24.69	42.57	54.00	-11.43	AV

Polar (H/V)	Frequency	Meter Reading	Pre-amplifier	Cable Loss	Antenna Factor	Emission Level	Limits	Margin	Detect or Type
	(MHz)	(dBuV)	(dB)	(dB)	(dB)	(dBuV/m)	(dBuV/m)	(dB)	
High Channel:5785MHz									
V	11570	47.27	30.55	5.77	24.66	47.15	74.00	-26.85	PK
V	11570	34.34	30.55	5.77	24.66	34.22	54.00	-19.78	AV
V	17355	49.13	30.33	6.32	24.55	49.67	74.00	-24.33	PK
V	17355	40.08	30.33	6.32	24.55	40.62	54.00	-13.38	AV
V	23140	48.86	30.85	7.45	24.69	50.15	74.00	-23.85	PK
V	23140	38.86	30.85	7.45	24.69	40.15	54.00	-13.85	AV
H	11570	47.63	30.55	5.77	24.66	47.51	74.00	-26.49	PK
H	11570	39.05	30.55	5.77	24.66	38.93	54.00	-15.07	AV
H	17355	47.04	30.33	6.32	24.55	47.58	74.00	-26.42	PK
H	17355	41.45	30.33	6.32	24.55	41.99	54.00	-12.01	AV
H	23140	51.11	30.85	7.45	24.69	52.40	74.00	-21.60	PK
H	23140	39.37	30.85	7.45	24.69	40.66	54.00	-13.34	AV

Polar (H/V)	Frequency	Meter Reading	Pre-amplifier	Cable Loss	Antenna Factor	Emission Level	Limits	Margin	Detect or Type
	(MHz)	(dBuV)	(dB)	(dB)	(dB)	(dBuV/m)	(dBuV/m)	(dB)	
High Channel:5825MHz									
V	11650	48.26	30.55	5.77	24.66	48.14	74.00	-25.86	PK
V	11650	34.84	30.55	5.77	24.66	34.72	54.00	-19.28	AV
V	17475	48.63	30.33	6.32	24.55	49.17	74.00	-24.83	PK
V	17475	40.10	30.33	6.32	24.55	40.64	54.00	-13.36	AV
V	23300	50.30	30.85	7.45	24.69	51.59	74.00	-22.41	PK
V	23300	40.35	30.85	7.45	24.69	41.64	54.00	-12.36	AV
H	11650	48.07	30.55	5.77	24.66	47.95	74.00	-26.05	PK
H	11650	39.35	30.55	5.77	24.66	39.23	54.00	-14.77	AV
H	17475	47.83	30.33	6.32	24.55	48.37	74.00	-25.63	PK
H	17475	39.02	30.33	6.32	24.55	39.56	54.00	-14.44	AV
H	23300	50.97	30.85	7.45	24.69	52.26	74.00	-21.74	PK
H	23300	39.01	30.85	7.45	24.69	40.30	54.00	-13.70	AV

ANT1-802.11ac40

Polar (H/V)	Frequency	Meter Reading	Pre-amplifier	Cable Loss	Antenna Factor	Emission Level	Limits	Margin	Detect or Type
	(MHz)	(dBuV)	(dB)	(dB)	(dB)	(dBuV/m)	(dBuV/m)	(dB)	
Low Channel:5190MHz									
V	10360	47.66	30.55	5.77	24.66	47.54	74.00	-26.46	PK
V	10360	36.71	30.55	5.77	24.66	36.59	54.00	-17.41	AV
V	15540	48.81	30.33	6.32	24.55	49.35	74.00	-24.65	PK
V	15540	39.24	30.33	6.32	24.55	39.78	54.00	-14.22	AV
V	20720	48.97	30.85	7.45	24.69	50.26	74.00	-23.74	PK
V	20720	39.30	30.85	7.45	24.69	40.59	54.00	-13.41	AV
H	10360	47.92	30.55	5.77	24.66	47.80	74.00	-26.20	PK
H	10360	37.79	30.55	5.77	24.66	37.67	54.00	-16.33	AV
H	15540	46.79	30.33	6.32	24.55	47.33	74.00	-26.67	PK
H	15540	39.87	30.33	6.32	24.55	40.41	54.00	-13.59	AV
H	20720	48.94	30.85	7.45	24.69	50.23	74.00	-23.77	PK
H	20720	39.55	30.85	7.45	24.69	40.84	54.00	-13.16	AV

Polar (H/V)	Frequency	Meter Reading	Pre-amplifier	Cable Loss	Antenna Factor	Emission Level	Limits	Margin	Detect or Type
	(MHz)	(dBuV)	(dB)	(dB)	(dB)	(dBuV/m)	(dBuV/m)	(dB)	
Middle Channel:5230MHz									
V	10460	47.38	30.55	5.77	24.66	47.26	74.00	-26.74	PK
V	10460	36.52	30.55	5.77	24.66	36.40	54.00	-17.60	AV
V	15690	48.83	30.33	6.32	24.55	49.37	74.00	-24.63	PK
V	15690	39.52	30.33	6.32	24.55	40.06	54.00	-13.94	AV
V	20920	49.34	30.85	7.45	24.69	50.63	74.00	-23.37	PK
V	20920	40.11	30.85	7.45	24.69	41.40	54.00	-12.60	AV
H	10460	46.95	30.55	5.77	24.66	46.83	74.00	-27.17	PK
H	10460	38.05	30.55	5.77	24.66	37.93	54.00	-16.07	AV
H	15690	46.87	30.33	6.32	24.55	47.41	74.00	-26.59	PK
H	15690	39.10	30.33	6.32	24.55	39.64	54.00	-14.36	AV
H	20920	49.75	30.85	7.45	24.69	51.04	74.00	-22.96	PK
H	20920	41.36	30.85	7.45	24.69	42.65	54.00	-11.35	AV

Polar (H/V)	Frequency	Meter Reading	Pre-amplifier	Cable Loss	Antenna Factor	Emission Level	Limits	Margin	Detector Type
	(MHz)	(dBuV)	(dB)	(dB)	(dB)	(dBuV/m)	(dBuV/m)	(dB)	
High Channel:5755MHz									
V	11510	49.54	30.55	5.77	24.66	49.42	74.00	-24.58	PK
V	11510	36.64	30.55	5.77	24.66	36.52	54.00	-17.48	AV
V	17265	47.84	30.33	6.32	24.55	48.38	74.00	-25.62	PK
V	17265	38.95	30.33	6.32	24.55	39.49	54.00	-14.51	AV
V	23020	51.19	30.85	7.45	24.69	52.48	74.00	-21.52	PK
V	23020	39.82	30.85	7.45	24.69	41.11	54.00	-12.89	AV
H	11510	46.54	30.55	5.77	24.66	46.42	74.00	-27.58	PK
H	11510	39.69	30.55	5.77	24.66	39.57	54.00	-14.43	AV
H	17265	47.60	30.33	6.32	24.55	48.14	74.00	-25.86	PK
H	17265	41.06	30.33	6.32	24.55	41.60	54.00	-12.40	AV
H	23020	49.25	30.85	7.45	24.69	50.54	74.00	-23.46	PK
H	23020	40.63	30.85	7.45	24.69	41.92	54.00	-12.08	AV

Polar (H/V)	Frequency (MHz)	Meter Reading (dBuV)	Pre-amplifier (dB)	Cable Loss (dB)	Antenna Factor (dB)	Emission Level (dBuV/m)	Limits (dBuV/m)	Margin (dB)	Detector Type
High Channel:5795MHz									
V	11510	49.54	30.55	5.77	24.66	49.42	74.00	-24.58	PK
V	11510	36.08	30.55	5.77	24.66	35.96	54.00	-18.04	AV
V	17265	48.88	30.33	6.32	24.55	49.42	74.00	-24.58	PK
V	17265	39.74	30.33	6.32	24.55	40.28	54.00	-13.72	AV
V	23020	49.64	30.85	7.45	24.69	50.93	74.00	-23.07	PK
V	23020	41.41	30.85	7.45	24.69	42.70	54.00	-11.30	AV
H	11510	47.51	30.55	5.77	24.66	47.39	74.00	-26.61	PK
H	11510	39.58	30.55	5.77	24.66	39.46	54.00	-14.54	AV
H	17265	48.26	30.33	6.32	24.55	48.80	74.00	-25.20	PK
H	17265	39.26	30.33	6.32	24.55	39.80	54.00	-14.20	AV
H	23020	49.04	30.85	7.45	24.69	50.33	74.00	-23.67	PK
H	23020	38.79	30.85	7.45	24.69	40.08	54.00	-13.92	AV

ANT1-802.11ac80

Polar (H/V)	Frequency (MHz)	Meter Reading (dBuV)	Pre-amplifier (dB)	Cable Loss (dB)	Antenna Factor (dB)	Emission Level (dBuV/m)	Limits (dBuV/m)	Margin (dB)	Detector Type
5210MHz									
V	10420	46.91	30.55	5.77	24.66	46.79	74.00	-27.21	PK
V	10420	36.06	30.55	5.77	24.66	35.94	54.00	-18.06	AV
V	15630	49.61	30.33	6.32	24.55	50.15	74.00	-23.85	PK
V	15630	40.08	30.33	6.32	24.55	40.62	54.00	-13.38	AV
V	20840	49.79	30.85	7.45	24.69	51.08	74.00	-22.92	PK
V	20840	41.62	30.85	7.45	24.69	42.91	54.00	-11.09	AV
H	10420	47.29	30.55	5.77	24.66	47.17	74.00	-26.83	PK
H	10420	38.87	30.55	5.77	24.66	38.75	54.00	-15.25	AV
H	15630	47.39	30.33	6.32	24.55	47.93	74.00	-26.07	PK
H	15630	38.84	30.33	6.32	24.55	39.38	54.00	-14.62	AV
H	20840	50.22	30.85	7.45	24.69	51.51	74.00	-22.49	PK
H	20840	38.96	30.85	7.45	24.69	40.25	54.00	-13.75	AV

Polar (H/V)	Frequency (MHz)	Meter Reading (dBuV)	Pre-amplifier (dB)	Cable Loss (dB)	Antenna Factor (dB)	Emission Level (dBuV/m)	Limits (dBuV/m)	Margin (dB)	Detector Type
High Channel:5775MHz									
V	11550	49.70	30.55	5.77	24.66	49.58	74.00	-24.42	PK
V	11550	35.47	30.55	5.77	24.66	35.35	54.00	-18.65	AV
V	17325	49.17	30.33	6.32	24.55	49.71	74.00	-24.29	PK
V	17325	39.18	30.33	6.32	24.55	39.72	54.00	-14.28	AV
V	23100	51.60	30.85	7.45	24.69	52.89	74.00	-21.11	PK
V	23100	41.00	30.85	7.45	24.69	42.29	54.00	-11.71	AV
H	11550	47.73	30.55	5.77	24.66	47.61	74.00	-26.39	PK
H	11550	40.03	30.55	5.77	24.66	39.91	54.00	-14.09	AV
H	17325	48.64	30.33	6.32	24.55	49.18	74.00	-24.82	PK
H	17325	40.42	30.33	6.32	24.55	40.96	54.00	-13.04	AV
H	23100	49.81	30.85	7.45	24.69	51.10	74.00	-22.90	PK
H	23100	41.58	30.85	7.45	24.69	42.87	54.00	-11.13	AV

ANT2-802.11a

Polar (H/V)	Frequency	Meter Reading	Pre-amplif ier	Cable Loss	Antenna Factor	Emission Level	Limits	Margin	Detect or Type
	(MHz)	(dBuV)	(dB)	(dB)	(dB)	(dBuV/m)	(dBuV/m)	(dB)	
Low Channel:5180MHz									
V	10360	49.38	30.55	5.77	24.66	49.26	74.00	-24.74	PK
V	10360	35.45	30.55	5.77	24.66	35.33	54.00	-18.67	AV
V	15540	49.59	30.33	6.32	24.55	50.13	74.00	-23.87	PK
V	15540	39.98	30.33	6.32	24.55	40.52	54.00	-13.48	AV
V	20720	51.69	30.85	7.45	24.69	52.98	74.00	-21.02	PK
V	20720	39.97	30.85	7.45	24.69	41.26	54.00	-12.74	AV
H	10360	46.33	30.55	5.77	24.66	46.21	74.00	-27.79	PK
H	10360	40.22	30.55	5.77	24.66	40.10	54.00	-13.90	AV
H	15540	47.83	30.33	6.32	24.55	48.37	74.00	-25.63	PK
H	15540	39.57	30.33	6.32	24.55	40.11	54.00	-13.89	AV
H	20720	51.29	30.85	7.45	24.69	52.58	74.00	-21.42	PK
H	20720	39.61	30.85	7.45	24.69	40.90	54.00	-13.10	AV

Polar (H/V)	Frequency	Meter Reading	Pre-amplif ier	Cable Loss	Antenna Factor	Emission Level	Limits	Margin	Detect or Type
	(MHz)	(dBuV)	(dB)	(dB)	(dB)	(dBuV/m)	(dBuV/m)	(dB)	
Middle Channel:5200MHz									
V	10400	48.76	30.55	5.77	24.66	48.64	74.00	-25.36	PK
V	10400	36.28	30.55	5.77	24.66	36.16	54.00	-17.84	AV
V	15600	48.29	30.33	6.32	24.55	48.83	74.00	-25.17	PK
V	15600	40.57	30.33	6.32	24.55	41.11	54.00	-12.89	AV
V	20800	51.28	30.85	7.45	24.69	52.57	74.00	-21.43	PK
V	20800	38.97	30.85	7.45	24.69	40.26	54.00	-13.74	AV
H	10400	46.06	30.55	5.77	24.66	45.94	74.00	-28.06	PK
H	10400	39.90	30.55	5.77	24.66	39.78	54.00	-14.22	AV
H	15600	47.15	30.33	6.32	24.55	47.69	74.00	-26.31	PK
H	15600	40.49	30.33	6.32	24.55	41.03	54.00	-12.97	AV
H	20800	49.27	30.85	7.45	24.69	50.56	74.00	-23.44	PK
H	20800	40.23	30.85	7.45	24.69	41.52	54.00	-12.48	AV

Polar (H/V)	Frequency	Meter Reading	Pre-amplifi er	Cable Loss	Antenna Factor	Emission Level	Limits	Margin	Detect or Type
	(MHz)	(dBuV)	(dB)	(dB)	(dB)	(dBuV/m)	(dBuV/m)	(dB)	
High Channel:5240MHz									
V	10480	49.10	30.55	5.77	24.66	48.98	74.00	-25.02	PK
V	10480	34.85	30.55	5.77	24.66	34.73	54.00	-19.27	AV
V	15720	48.48	30.33	6.32	24.55	49.02	74.00	-24.98	PK
V	15720	41.23	30.33	6.32	24.55	41.77	54.00	-12.23	AV
V	20960	51.12	30.85	7.45	24.69	52.41	74.00	-21.59	PK
V	20960	39.31	30.85	7.45	24.69	40.60	54.00	-13.40	AV
H	10480	48.34	30.55	5.77	24.66	48.22	74.00	-25.78	PK
H	10480	39.13	30.55	5.77	24.66	39.01	54.00	-14.99	AV
H	15720	48.44	30.33	6.32	24.55	48.98	74.00	-25.02	PK
H	15720	40.43	30.33	6.32	24.55	40.97	54.00	-13.03	AV
H	20960	49.96	30.85	7.45	24.69	51.25	74.00	-22.75	PK
H	20960	39.18	30.85	7.45	24.69	40.47	54.00	-13.53	AV

Polar (H/V)	Frequency	Meter Reading	Pre-amplifi er	Cable Loss	Antenna Factor	Emission Level	Limits	Margin	Detect or Type
	(MHz)	(dBuV)	(dB)	(dB)	(dB)	(dBuV/m)	(dBuV/m)	(dB)	
High Channel:5745MHz									
V	11490	47.40	30.55	5.77	24.66	47.28	74.00	-26.72	PK
V	11490	36.76	30.55	5.77	24.66	36.64	54.00	-17.36	AV
V	17235	49.69	30.33	6.32	24.55	50.23	74.00	-23.77	PK
V	17235	41.40	30.33	6.32	24.55	41.94	54.00	-12.06	AV
V	22980	51.68	30.85	7.45	24.69	52.97	74.00	-21.03	PK
V	22980	39.65	30.85	7.45	24.69	40.94	54.00	-13.06	AV
H	11490	46.45	30.55	5.77	24.66	46.33	74.00	-27.67	PK
H	11490	38.55	30.55	5.77	24.66	38.43	54.00	-15.57	AV
H	17235	48.22	30.33	6.32	24.55	48.76	74.00	-25.24	PK
H	17235	40.41	30.33	6.32	24.55	40.95	54.00	-13.05	AV
H	22980	48.99	30.85	7.45	24.69	50.28	74.00	-23.72	PK
H	22980	40.67	30.85	7.45	24.69	41.96	54.00	-12.04	AV

Polar (H/V)	Frequency	Meter Reading	Pre-amplifi er	Cable Loss	Antenna Factor	Emission Level	Limits	Margin	Detect or Type
	(MHz)	(dBuV)	(dB)	(dB)	(dB)	(dBuV/m)	(dBuV/m)	(dB)	
High Channel:5785MHz									
V	11570	47.11	30.55	5.77	24.66	46.99	74.00	-27.01	PK
V	11570	34.09	30.55	5.77	24.66	33.97	54.00	-20.03	AV
V	17355	49.26	30.33	6.32	24.55	49.80	74.00	-24.20	PK
V	17355	39.40	30.33	6.32	24.55	39.94	54.00	-14.06	AV
V	23140	49.64	30.85	7.45	24.69	50.93	74.00	-23.07	PK
V	23140	38.97	30.85	7.45	24.69	40.26	54.00	-13.74	AV
H	11570	46.41	30.55	5.77	24.66	46.29	74.00	-27.71	PK
H	11570	38.28	30.55	5.77	24.66	38.16	54.00	-15.84	AV
H	17355	47.21	30.33	6.32	24.55	47.75	74.00	-26.25	PK
H	17355	41.64	30.33	6.32	24.55	42.18	54.00	-11.82	AV
H	23140	51.71	30.85	7.45	24.69	53.00	74.00	-21.00	PK
H	23140	41.19	30.85	7.45	24.69	42.48	54.00	-11.52	AV

Polar (H/V)	Frequency	Meter Reading	Pre-amplifi er	Cable Loss	Antenna Factor	Emission Level	Limits	Margin	Detect or Type
	(MHz)	(dBuV)	(dB)	(dB)	(dB)	(dBuV/m)	(dBuV/m)	(dB)	
High Channel:5825MHz									
V	11650	48.03	30.55	5.77	24.66	47.91	74.00	-26.09	PK
V	11650	36.47	30.55	5.77	24.66	36.35	54.00	-17.65	AV
V	17475	48.80	30.33	6.32	24.55	49.34	74.00	-24.66	PK
V	17475	40.46	30.33	6.32	24.55	41.00	54.00	-13.00	AV
V	23300	51.34	30.85	7.45	24.69	52.63	74.00	-21.37	PK
V	23300	39.80	30.85	7.45	24.69	41.09	54.00	-12.91	AV
H	11650	47.75	30.55	5.77	24.66	47.63	74.00	-26.37	PK
H	11650	38.19	30.55	5.77	24.66	38.07	54.00	-15.93	AV
H	17475	47.13	30.33	6.32	24.55	47.67	74.00	-26.33	PK
H	17475	39.22	30.33	6.32	24.55	39.76	54.00	-14.24	AV
H	23300	50.61	30.85	7.45	24.69	51.90	74.00	-22.10	PK
H	23300	41.74	30.85	7.45	24.69	43.03	54.00	-10.97	AV

ANT2-802.11n20

Polar (H/V)	Frequency	Meter Reading	Pre-amplifier	Cable Loss	Antenna Factor	Emission Level	Limits	Margin	Detect or Type
	(MHz)	(dBuV)	(dB)	(dB)	(dB)	(dBuV/m)	(dBuV/m)	(dB)	
Low Channel:5180MHz									
V	10360	47.56	30.55	5.77	24.66	47.44	74.00	-26.56	PK
V	10360	35.11	30.55	5.77	24.66	34.99	54.00	-19.01	AV
V	15540	48.58	30.33	6.32	24.55	49.12	74.00	-24.88	PK
V	15540	41.54	30.33	6.32	24.55	42.08	54.00	-11.92	AV
V	20720	49.87	30.85	7.45	24.69	51.16	74.00	-22.84	PK
V	20720	39.95	30.85	7.45	24.69	41.24	54.00	-12.76	AV
H	10360	48.51	30.55	5.77	24.66	48.39	74.00	-25.61	PK
H	10360	38.87	30.55	5.77	24.66	38.75	54.00	-15.25	AV
H	15540	47.07	30.33	6.32	24.55	47.61	74.00	-26.39	PK
H	15540	40.69	30.33	6.32	24.55	41.23	54.00	-12.77	AV
H	20720	51.48	30.85	7.45	24.69	52.77	74.00	-21.23	PK
H	20720	41.09	30.85	7.45	24.69	42.38	54.00	-11.62	AV

Polar (H/V)	Frequency	Meter Reading	Pre-amplifier	Cable Loss	Antenna Factor	Emission Level	Limits	Margin	Detect or Type
	(MHz)	(dBuV)	(dB)	(dB)	(dB)	(dBuV/m)	(dBuV/m)	(dB)	
Middle Channel:5200MHz									
V	10400	47.60	30.55	5.77	24.66	47.48	74.00	-26.52	PK
V	10400	34.50	30.55	5.77	24.66	34.38	54.00	-19.62	AV
V	15600	48.41	30.33	6.32	24.55	48.95	74.00	-25.05	PK
V	15600	40.86	30.33	6.32	24.55	41.40	54.00	-12.60	AV
V	20800	50.74	30.85	7.45	24.69	52.03	74.00	-21.97	PK
V	20800	39.69	30.85	7.45	24.69	40.98	54.00	-13.02	AV
H	10400	47.10	30.55	5.77	24.66	46.98	74.00	-27.02	PK
H	10400	39.55	30.55	5.77	24.66	39.43	54.00	-14.57	AV
H	15600	48.22	30.33	6.32	24.55	48.76	74.00	-25.24	PK
H	15600	39.51	30.33	6.32	24.55	40.05	54.00	-13.95	AV
H	20800	50.80	30.85	7.45	24.69	52.09	74.00	-21.91	PK
H	20800	39.48	30.85	7.45	24.69	40.77	54.00	-13.23	AV

Polar (H/V)	Frequency	Meter Reading	Pre-amplifier	Cable Loss	Antenna Factor	Emission Level	Limits	Margin	Detect or Type
	(MHz)	(dBuV)	(dB)	(dB)	(dB)	(dBuV/m)	(dBuV/m)	(dB)	
High Channel:5240MHz									
V	10480	48.69	30.55	5.77	24.66	48.57	74.00	-25.43	PK
V	10480	36.66	30.55	5.77	24.66	36.54	54.00	-17.46	AV
V	15720	48.86	30.33	6.32	24.55	49.40	74.00	-24.60	PK
V	15720	39.29	30.33	6.32	24.55	39.83	54.00	-14.17	AV
V	20960	49.45	30.85	7.45	24.69	50.74	74.00	-23.26	PK
V	20960	40.43	30.85	7.45	24.69	41.72	54.00	-12.28	AV
H	10480	46.46	30.55	5.77	24.66	46.34	74.00	-27.66	PK
H	10480	37.85	30.55	5.77	24.66	37.73	54.00	-16.27	AV
H	15720	47.87	30.33	6.32	24.55	48.41	74.00	-25.59	PK
H	15720	38.78	30.33	6.32	24.55	39.32	54.00	-14.68	AV
H	20960	50.61	30.85	7.45	24.69	51.90	74.00	-22.10	PK
H	20960	39.63	30.85	7.45	24.69	40.92	54.00	-13.08	AV

Polar (H/V)	Frequency	Meter Reading	Pre-amplifi er	Cable Loss	Antenna Factor	Emission Level	Limits	Margin	Detect or Type
	(MHz)	(dBuV)	(dB)	(dB)	(dB)	(dBuV/m)	(dBuV/m)	(dB)	
High Channel:5745MHz									
V	11490	47.99	30.55	5.77	24.66	47.87	74.00	-26.13	PK
V	11490	34.62	30.55	5.77	24.66	34.50	54.00	-19.50	AV
V	17235	47.76	30.33	6.32	24.55	48.30	74.00	-25.70	PK
V	17235	39.15	30.33	6.32	24.55	39.69	54.00	-14.31	AV
V	22980	49.15	30.85	7.45	24.69	50.44	74.00	-23.56	PK
V	22980	40.94	30.85	7.45	24.69	42.23	54.00	-11.77	AV
H	11490	48.70	30.55	5.77	24.66	48.58	74.00	-25.42	PK
H	11490	40.10	30.55	5.77	24.66	39.98	54.00	-14.02	AV
H	17235	48.60	30.33	6.32	24.55	49.14	74.00	-24.86	PK
H	17235	39.18	30.33	6.32	24.55	39.72	54.00	-14.28	AV
H	22980	50.74	30.85	7.45	24.69	52.03	74.00	-21.97	PK
H	22980	39.49	30.85	7.45	24.69	40.78	54.00	-13.22	AV

Polar (H/V)	Frequency	Meter Reading	Pre-amplifi er	Cable Loss	Antenna Factor	Emission Level	Limits	Margin	Detect or Type
	(MHz)	(dBuV)	(dB)	(dB)	(dB)	(dBuV/m)	(dBuV/m)	(dB)	
High Channel:5785MHz									
V	11570	47.57	30.55	5.77	24.66	47.45	74.00	-26.55	PK
V	11570	35.63	30.55	5.77	24.66	35.51	54.00	-18.49	AV
V	17355	48.68	30.33	6.32	24.55	49.22	74.00	-24.78	PK
V	17355	41.06	30.33	6.32	24.55	41.60	54.00	-12.40	AV
V	23140	48.94	30.85	7.45	24.69	50.23	74.00	-23.77	PK
V	23140	39.65	30.85	7.45	24.69	40.94	54.00	-13.06	AV
H	11570	46.22	30.55	5.77	24.66	46.10	74.00	-27.90	PK
H	11570	38.22	30.55	5.77	24.66	38.10	54.00	-15.90	AV
H	17355	48.30	30.33	6.32	24.55	48.84	74.00	-25.16	PK
H	17355	39.81	30.33	6.32	24.55	40.35	54.00	-13.65	AV
H	23140	50.66	30.85	7.45	24.69	51.95	74.00	-22.05	PK
H	23140	39.22	30.85	7.45	24.69	40.51	54.00	-13.49	AV

Polar (H/V)	Frequency	Meter Reading	Pre-amplifi er	Cable Loss	Antenna Factor	Emission Level	Limits	Margin	Detect or Type
	(MHz)	(dBuV)	(dB)	(dB)	(dB)	(dBuV/m)	(dBuV/m)	(dB)	
High Channel:5825MHz									
V	11650	49.61	30.55	5.77	24.66	49.49	74.00	-24.51	PK
V	11650	35.33	30.55	5.77	24.66	35.21	54.00	-18.79	AV
V	17475	48.18	30.33	6.32	24.55	48.72	74.00	-25.28	PK
V	17475	40.66	30.33	6.32	24.55	41.20	54.00	-12.80	AV
V	23300	51.11	30.85	7.45	24.69	52.40	74.00	-21.60	PK
V	23300	41.52	30.85	7.45	24.69	42.81	54.00	-11.19	AV
H	11650	47.87	30.55	5.77	24.66	47.75	74.00	-26.25	PK
H	11650	40.07	30.55	5.77	24.66	39.95	54.00	-14.05	AV
H	17475	48.70	30.33	6.32	24.55	49.24	74.00	-24.76	PK
H	17475	41.50	30.33	6.32	24.55	42.04	54.00	-11.96	AV
H	23300	50.73	30.85	7.45	24.69	52.02	74.00	-21.98	PK
H	23300	41.22	30.85	7.45	24.69	42.51	54.00	-11.49	AV

ANT2-802.11n40

Polar (H/V)	Frequency	Meter Reading	Pre-amplifier	Cable Loss	Antenna Factor	Emission Level	Limits	Margin	Detect or Type
	(MHz)	(dBuV)	(dB)	(dB)	(dB)	(dBuV/m)	(dBuV/m)	(dB)	
Low Channel:5190MHz									
V	10360	47.00	30.55	5.77	24.66	46.88	74.00	-27.12	PK
V	10360	35.78	30.55	5.77	24.66	35.66	54.00	-18.34	AV
V	15540	49.71	30.33	6.32	24.55	50.25	74.00	-23.75	PK
V	15540	40.97	30.33	6.32	24.55	41.51	54.00	-12.49	AV
V	20720	49.18	30.85	7.45	24.69	50.47	74.00	-23.53	PK
V	20720	41.36	30.85	7.45	24.69	42.65	54.00	-11.35	AV
H	10360	45.78	30.55	5.77	24.66	45.66	74.00	-28.34	PK
H	10360	39.31	30.55	5.77	24.66	39.19	54.00	-14.81	AV
H	15540	48.15	30.33	6.32	24.55	48.69	74.00	-25.31	PK
H	15540	40.74	30.33	6.32	24.55	41.28	54.00	-12.72	AV
H	20720	50.99	30.85	7.45	24.69	52.28	74.00	-21.72	PK
H	20720	40.51	30.85	7.45	24.69	41.80	54.00	-12.20	AV

Polar (H/V)	Frequency	Meter Reading	Pre-amplifier	Cable Loss	Antenna Factor	Emission Level	Limits	Margin	Detect or Type
	(MHz)	(dBuV)	(dB)	(dB)	(dB)	(dBuV/m)	(dBuV/m)	(dB)	
Middle Channel:5230MHz									
V	10460	46.94	30.55	5.77	24.66	46.82	74.00	-27.18	PK
V	10460	33.90	30.55	5.77	24.66	33.78	54.00	-20.22	AV
V	15690	49.33	30.33	6.32	24.55	49.87	74.00	-24.13	PK
V	15690	39.62	30.33	6.32	24.55	40.16	54.00	-13.84	AV
V	20920	50.73	30.85	7.45	24.69	52.02	74.00	-21.98	PK
V	20920	39.34	30.85	7.45	24.69	40.63	54.00	-13.37	AV
H	10460	46.43	30.55	5.77	24.66	46.31	74.00	-27.69	PK
H	10460	38.94	30.55	5.77	24.66	38.82	54.00	-15.18	AV
H	15690	48.16	30.33	6.32	24.55	48.70	74.00	-25.30	PK
H	15690	40.50	30.33	6.32	24.55	41.04	54.00	-12.96	AV
H	20920	51.52	30.85	7.45	24.69	52.81	74.00	-21.19	PK
H	20920	41.03	30.85	7.45	24.69	42.32	54.00	-11.68	AV

Polar (H/V)	Frequency	Meter Reading	Pre-amplifier	Cable Loss	Antenna Factor	Emission Level	Limits	Margin	Detect or Type
	(MHz)	(dBuV)	(dB)	(dB)	(dB)	(dBuV/m)	(dBuV/m)	(dB)	
High Channel:5755MHz									
V	11510	48.25	30.55	5.77	24.66	48.13	74.00	-25.87	PK
V	11510	33.82	30.55	5.77	24.66	33.70	54.00	-20.30	AV
V	17265	49.20	30.33	6.32	24.55	49.74	74.00	-24.26	PK
V	17265	38.97	30.33	6.32	24.55	39.51	54.00	-14.49	AV
V	23020	48.77	30.85	7.45	24.69	50.06	74.00	-23.94	PK
V	23020	39.00	30.85	7.45	24.69	40.29	54.00	-13.71	AV
H	11510	46.84	30.55	5.77	24.66	46.72	74.00	-27.28	PK
H	11510	40.15	30.55	5.77	24.66	40.03	54.00	-13.97	AV
H	17265	47.56	30.33	6.32	24.55	48.10	74.00	-25.90	PK
H	17265	41.00	30.33	6.32	24.55	41.54	54.00	-12.46	AV
H	23020	48.78	30.85	7.45	24.69	50.07	74.00	-23.93	PK
H	23020	40.01	30.85	7.45	24.69	41.30	54.00	-12.70	AV

Polar (H/V)	Frequency	Meter Reading	Pre-amplifier	Cable Loss	Antenna Factor	Emission Level	Limits	Margin	Detect or Type
	(MHz)	(dBuV)	(dB)	(dB)	(dB)	(dBuV/m)	(dBuV/m)	(dB)	
High Channel:5795MHz									
V	11590	46.88	30.55	5.77	24.66	46.76	74.00	-27.24	PK
V	11590	33.96	30.55	5.77	24.66	33.84	54.00	-20.16	AV
V	17385	48.25	30.33	6.32	24.55	48.79	74.00	-25.21	PK
V	17385	40.43	30.33	6.32	24.55	40.97	54.00	-13.03	AV
V	23180	49.90	30.85	7.45	24.69	51.19	74.00	-22.81	PK
V	23180	39.01	30.85	7.45	24.69	40.30	54.00	-13.70	AV
H	11590	45.83	30.55	5.77	24.66	45.71	74.00	-28.29	PK
H	11590	39.68	30.55	5.77	24.66	39.56	54.00	-14.44	AV
H	17385	47.55	30.33	6.32	24.55	48.09	74.00	-25.91	PK
H	17385	40.59	30.33	6.32	24.55	41.13	54.00	-12.87	AV
H	23180	51.76	30.85	7.45	24.69	53.05	74.00	-20.95	PK
H	23180	39.25	30.85	7.45	24.69	40.54	54.00	-13.46	AV

ANT2--802.11ac20

Polar (H/V)	Frequency	Meter Reading	Pre-amplifier	Cable Loss	Antenna Factor	Emission Level	Limits	Margin	Detect or Type
	(MHz)	(dBuV)	(dB)	(dB)	(dB)	(dBuV/m)	(dBuV/m)	(dB)	
Low Channel:5180MHz									
V	10360	47.91	30.55	5.77	24.66	47.79	74.00	-26.21	PK
V	10360	33.88	30.55	5.77	24.66	33.76	54.00	-20.24	AV
V	15540	49.01	30.33	6.32	24.55	49.55	74.00	-24.45	PK
V	15540	41.19	30.33	6.32	24.55	41.73	54.00	-12.27	AV
V	20720	50.92	30.85	7.45	24.69	52.21	74.00	-21.79	PK
V	20720	40.34	30.85	7.45	24.69	41.63	54.00	-12.37	AV
H	10360	45.83	30.55	5.77	24.66	45.71	74.00	-28.29	PK
H	10360	38.44	30.55	5.77	24.66	38.32	54.00	-15.68	AV
H	15540	48.57	30.33	6.32	24.55	49.11	74.00	-24.89	PK
H	15540	40.04	30.33	6.32	24.55	40.58	54.00	-13.42	AV
H	20720	50.72	30.85	7.45	24.69	52.01	74.00	-21.99	PK
H	20720	41.23	30.85	7.45	24.69	42.52	54.00	-11.48	AV

Polar (H/V)	Frequency	Meter Reading	Pre-amplifier	Cable Loss	Antenna Factor	Emission Level	Limits	Margin	Detect or Type
	(MHz)	(dBuV)	(dB)	(dB)	(dB)	(dBuV/m)	(dBuV/m)	(dB)	
Middle Channel:5200MHz									
V	10400	47.92	30.55	5.77	24.66	47.80	74.00	-26.20	PK
V	10400	35.40	30.55	5.77	24.66	35.28	54.00	-18.72	AV
V	15600	49.34	30.33	6.32	24.55	49.88	74.00	-24.12	PK
V	15600	39.40	30.33	6.32	24.55	39.94	54.00	-14.06	AV
V	20800	49.21	30.85	7.45	24.69	50.50	74.00	-23.50	PK
V	20800	41.42	30.85	7.45	24.69	42.71	54.00	-11.29	AV
H	10400	47.80	30.55	5.77	24.66	47.68	74.00	-26.32	PK
H	10400	37.84	30.55	5.77	24.66	37.72	54.00	-16.28	AV
H	15600	47.65	30.33	6.32	24.55	48.19	74.00	-25.81	PK
H	15600	40.00	30.33	6.32	24.55	40.54	54.00	-13.46	AV
H	20800	48.81	30.85	7.45	24.69	50.10	74.00	-23.90	PK
H	20800	40.69	30.85	7.45	24.69	41.98	54.00	-12.02	AV

Polar (H/V)	Frequency	Meter Reading	Pre-amplifier	Cable Loss	Antenna Factor	Emission Level	Limits	Margin	Detect or Type
	(MHz)	(dBuV)	(dB)	(dB)	(dB)	(dBuV/m)	(dBuV/m)	(dB)	
High Channel:5240MHz									
V	10480	47.71	30.55	5.77	24.66	47.59	74.00	-26.41	PK
V	10480	36.52	30.55	5.77	24.66	36.40	54.00	-17.60	AV
V	15720	48.94	30.33	6.32	24.55	49.48	74.00	-24.52	PK
V	15720	39.77	30.33	6.32	24.55	40.31	54.00	-13.69	AV
V	20960	51.43	30.85	7.45	24.69	52.72	74.00	-21.28	PK
V	20960	39.16	30.85	7.45	24.69	40.45	54.00	-13.55	AV
H	10480	47.21	30.55	5.77	24.66	47.09	74.00	-26.91	PK
H	10480	38.68	30.55	5.77	24.66	38.56	54.00	-15.44	AV
H	15720	48.03	30.33	6.32	24.55	48.57	74.00	-25.43	PK
H	15720	38.82	30.33	6.32	24.55	39.36	54.00	-14.64	AV
H	20960	51.07	30.85	7.45	24.69	52.36	74.00	-21.64	PK
H	20960	41.46	30.85	7.45	24.69	42.75	54.00	-11.25	AV

Polar (H/V)	Frequency	Meter Reading	Pre-amplifier	Cable Loss	Antenna Factor	Emission Level	Limits	Margin	Detect or Type
	(MHz)	(dBuV)	(dB)	(dB)	(dB)	(dBuV/m)	(dBuV/m)	(dB)	
High Channel:5745MHz									
V	11490	48.45	30.55	5.77	24.66	48.33	74.00	-25.67	PK
V	11490	34.28	30.55	5.77	24.66	34.16	54.00	-19.84	AV
V	17235	49.05	30.33	6.32	24.55	49.59	74.00	-24.41	PK
V	17235	40.92	30.33	6.32	24.55	41.46	54.00	-12.54	AV
V	22980	50.17	30.85	7.45	24.69	51.46	74.00	-22.54	PK
V	22980	40.90	30.85	7.45	24.69	42.19	54.00	-11.81	AV
H	11490	47.71	30.55	5.77	24.66	47.59	74.00	-26.41	PK
H	11490	38.65	30.55	5.77	24.66	38.53	54.00	-15.47	AV
H	17235	47.41	30.33	6.32	24.55	47.95	74.00	-26.05	PK
H	17235	41.66	30.33	6.32	24.55	42.20	54.00	-11.80	AV
H	22980	50.75	30.85	7.45	24.69	52.04	74.00	-21.96	PK
H	22980	40.56	30.85	7.45	24.69	41.85	54.00	-12.15	AV

Polar (H/V)	Frequency	Meter Reading	Pre-amplifier	Cable Loss	Antenna Factor	Emission Level	Limits	Margin	Detect or Type
	(MHz)	(dBuV)	(dB)	(dB)	(dB)	(dBuV/m)	(dBuV/m)	(dB)	
High Channel:5785MHz									
V	11570	49.37	30.55	5.77	24.66	49.25	74.00	-24.75	PK
V	11570	35.41	30.55	5.77	24.66	35.29	54.00	-18.71	AV
V	17355	49.75	30.33	6.32	24.55	50.29	74.00	-23.71	PK
V	17355	38.88	30.33	6.32	24.55	39.42	54.00	-14.58	AV
V	23140	50.39	30.85	7.45	24.69	51.68	74.00	-22.32	PK
V	23140	39.07	30.85	7.45	24.69	40.36	54.00	-13.64	AV
H	11570	47.95	30.55	5.77	24.66	47.83	74.00	-26.17	PK
H	11570	40.57	30.55	5.77	24.66	40.45	54.00	-13.55	AV
H	17355	47.97	30.33	6.32	24.55	48.51	74.00	-25.49	PK
H	17355	41.49	30.33	6.32	24.55	42.03	54.00	-11.97	AV
H	23140	49.70	30.85	7.45	24.69	50.99	74.00	-23.01	PK
H	23140	40.66	30.85	7.45	24.69	41.95	54.00	-12.05	AV

Polar (H/V)	Frequency	Meter Reading	Pre-amplifier	Cable Loss	Antenna Factor	Emission Level	Limits	Margin	Detect or Type
	(MHz)	(dBuV)	(dB)	(dB)	(dB)	(dBuV/m)	(dBuV/m)	(dB)	
High Channel:5825MHz									
V	11650	48.15	30.55	5.77	24.66	48.03	74.00	-25.97	PK
V	11650	34.82	30.55	5.77	24.66	34.70	54.00	-19.30	AV
V	17475	49.39	30.33	6.32	24.55	49.93	74.00	-24.07	PK
V	17475	39.24	30.33	6.32	24.55	39.78	54.00	-14.22	AV
V	23300	50.71	30.85	7.45	24.69	52.00	74.00	-22.00	PK
V	23300	40.66	30.85	7.45	24.69	41.95	54.00	-12.05	AV
H	11650	46.71	30.55	5.77	24.66	46.59	74.00	-27.41	PK
H	11650	38.91	30.55	5.77	24.66	38.79	54.00	-15.21	AV
H	17475	47.22	30.33	6.32	24.55	47.76	74.00	-26.24	PK
H	17475	41.41	30.33	6.32	24.55	41.95	54.00	-12.05	AV
H	23300	50.15	30.85	7.45	24.69	51.44	74.00	-22.56	PK
H	23300	41.41	30.85	7.45	24.69	42.70	54.00	-11.30	AV

ANT2-802.11ac40

Polar (H/V)	Frequency	Meter Reading	Pre-amplifier	Cable Loss	Antenna Factor	Emission Level	Limits	Margin	Detect or Type
	(MHz)	(dBuV)	(dB)	(dB)	(dB)	(dBuV/m)	(dBuV/m)	(dB)	
Low Channel:5190MHz									
V	10360	46.88	30.55	5.77	24.66	46.76	74.00	-27.24	PK
V	10360	36.69	30.55	5.77	24.66	36.57	54.00	-17.43	AV
V	15540	48.42	30.33	6.32	24.55	48.96	74.00	-25.04	PK
V	15540	40.29	30.33	6.32	24.55	40.83	54.00	-13.17	AV
V	20720	49.40	30.85	7.45	24.69	50.69	74.00	-23.31	PK
V	20720	39.10	30.85	7.45	24.69	40.39	54.00	-13.61	AV
H	10360	46.51	30.55	5.77	24.66	46.39	74.00	-27.61	PK
H	10360	40.74	30.55	5.77	24.66	40.62	54.00	-13.38	AV
H	15540	47.18	30.33	6.32	24.55	47.72	74.00	-26.28	PK
H	15540	39.86	30.33	6.32	24.55	40.40	54.00	-13.60	AV
H	20720	50.55	30.85	7.45	24.69	51.84	74.00	-22.16	PK
H	20720	40.38	30.85	7.45	24.69	41.67	54.00	-12.33	AV

Polar (H/V)	Frequency	Meter Reading	Pre-amplifier	Cable Loss	Antenna Factor	Emission Level	Limits	Margin	Detect or Type
	(MHz)	(dBuV)	(dB)	(dB)	(dB)	(dBuV/m)	(dBuV/m)	(dB)	
Middle Channel:5230MHz									
V	10460	47.83	30.55	5.77	24.66	47.71	74.00	-26.29	PK
V	10460	36.70	30.55	5.77	24.66	36.58	54.00	-17.42	AV
V	15690	49.09	30.33	6.32	24.55	49.63	74.00	-24.37	PK
V	15690	41.38	30.33	6.32	24.55	41.92	54.00	-12.08	AV
V	20920	49.37	30.85	7.45	24.69	50.66	74.00	-23.34	PK
V	20920	41.02	30.85	7.45	24.69	42.31	54.00	-11.69	AV
H	10460	46.87	30.55	5.77	24.66	46.75	74.00	-27.25	PK
H	10460	39.97	30.55	5.77	24.66	39.85	54.00	-14.15	AV
H	15690	47.69	30.33	6.32	24.55	48.23	74.00	-25.77	PK
H	15690	40.76	30.33	6.32	24.55	41.30	54.00	-12.70	AV
H	20920	50.97	30.85	7.45	24.69	52.26	74.00	-21.74	PK
H	20920	39.04	30.85	7.45	24.69	40.33	54.00	-13.67	AV

Polar (H/V)	Frequency	Meter Reading	Pre-amplifier	Cable Loss	Antenna Factor	Emission Level	Limits	Margin	Detector Type
	(MHz)	(dBuV)	(dB)	(dB)	(dB)	(dBuV/m)	(dBuV/m)	(dB)	
High Channel:5755MHz									
V	11510	49.73	30.55	5.77	24.66	49.61	74.00	-24.39	PK
V	11510	35.49	30.55	5.77	24.66	35.37	54.00	-18.63	AV
V	17265	49.47	30.33	6.32	24.55	50.01	74.00	-23.99	PK
V	17265	40.60	30.33	6.32	24.55	41.14	54.00	-12.86	AV
V	23020	49.34	30.85	7.45	24.69	50.63	74.00	-23.37	PK
V	23020	39.16	30.85	7.45	24.69	40.45	54.00	-13.55	AV
H	11510	48.40	30.55	5.77	24.66	48.28	74.00	-25.72	PK
H	11510	39.63	30.55	5.77	24.66	39.51	54.00	-14.49	AV
H	17265	46.77	30.33	6.32	24.55	47.31	74.00	-26.69	PK
H	17265	39.41	30.33	6.32	24.55	39.95	54.00	-14.05	AV
H	23020	49.08	30.85	7.45	24.69	50.37	74.00	-23.63	PK
H	23020	39.26	30.85	7.45	24.69	40.55	54.00	-13.45	AV

Polar (H/V)	Frequency	Meter Reading	Pre-amplifier	Cable Loss	Antenna Factor	Emission Level	Limits	Margin	Detector Type
	(MHz)	(dBuV)	(dB)	(dB)	(dB)	(dBuV/m)	(dBuV/m)	(dB)	
High Channel:5795MHz									
V	11510	46.80	30.55	5.77	24.66	46.68	74.00	-27.32	PK
V	11510	35.70	30.55	5.77	24.66	35.58	54.00	-18.42	AV
V	17265	48.96	30.33	6.32	24.55	49.50	74.00	-24.50	PK
V	17265	38.98	30.33	6.32	24.55	39.52	54.00	-14.48	AV
V	23020	50.16	30.85	7.45	24.69	51.45	74.00	-22.55	PK
V	23020	40.32	30.85	7.45	24.69	41.61	54.00	-12.39	AV
H	11510	46.73	30.55	5.77	24.66	46.61	74.00	-27.39	PK
H	11510	40.35	30.55	5.77	24.66	40.23	54.00	-13.77	AV
H	17265	47.54	30.33	6.32	24.55	48.08	74.00	-25.92	PK
H	17265	39.69	30.33	6.32	24.55	40.23	54.00	-13.77	AV
H	23020	51.22	30.85	7.45	24.69	52.51	74.00	-21.49	PK
H	23020	38.85	30.85	7.45	24.69	40.14	54.00	-13.86	AV

ANT2-802.11ac80

Polar (H/V)	Frequency	Meter Reading	Pre-amplifier	Cable Loss	Antenna Factor	Emission Level	Limits	Margin	Detector Type
	(MHz)	(dBuV)	(dB)	(dB)	(dB)	(dBuV/m)	(dBuV/m)	(dB)	
5210MHz									
V	10420	48.90	30.55	5.77	24.66	48.78	74.00	-25.22	PK
V	10420	34.00	30.55	5.77	24.66	33.88	54.00	-20.12	AV
V	15630	47.79	30.33	6.32	24.55	48.33	74.00	-25.67	PK
V	15630	39.01	30.33	6.32	24.55	39.55	54.00	-14.45	AV
V	20840	51.70	30.85	7.45	24.69	52.99	74.00	-21.01	PK
V	20840	40.02	30.85	7.45	24.69	41.31	54.00	-12.69	AV
H	10420	47.06	30.55	5.77	24.66	46.94	74.00	-27.06	PK
H	10420	38.27	30.55	5.77	24.66	38.15	54.00	-15.85	AV
H	15630	48.47	30.33	6.32	24.55	49.01	74.00	-24.99	PK
H	15630	40.80	30.33	6.32	24.55	41.34	54.00	-12.66	AV
H	20840	49.08	30.85	7.45	24.69	50.37	74.00	-23.63	PK
H	20840	38.98	30.85	7.45	24.69	40.27	54.00	-13.73	AV

Polar (H/V)	Frequency	Meter Reading	Pre-amplifi er	Cable Loss	Antenna Factor	Emission Level	Limits	Margin	Detect or Type
	(MHz)	(dBuV)	(dB)	(dB)	(dB)	(dBuV/m)	(dBuV/m)	(dB)	
High Channel:5775MHz									
V	11550	46.88	30.55	5.77	24.66	46.76	74.00	-27.24	PK
V	11550	36.02	30.55	5.77	24.66	35.90	54.00	-18.10	AV
V	17325	49.64	30.33	6.32	24.55	50.18	74.00	-23.82	PK
V	17325	40.56	30.33	6.32	24.55	41.10	54.00	-12.90	AV
V	23100	50.97	30.85	7.45	24.69	52.26	74.00	-21.74	PK
V	23100	41.06	30.85	7.45	24.69	42.35	54.00	-11.65	AV
H	11550	46.35	30.55	5.77	24.66	46.23	74.00	-27.77	PK
H	11550	37.94	30.55	5.77	24.66	37.82	54.00	-16.18	AV
H	17325	47.30	30.33	6.32	24.55	47.84	74.00	-26.16	PK
H	17325	39.37	30.33	6.32	24.55	39.91	54.00	-14.09	AV
H	23100	49.53	30.85	7.45	24.69	50.82	74.00	-23.18	PK
H	23100	41.55	30.85	7.45	24.69	42.84	54.00	-11.16	AV

MIMO-802.11n20

Polar (H/V)	Frequency	Meter Reading	Pre-ampli fier	Cable Loss	Antenna Factor	Emission Level	Limits	Margin	Detect or Type
	(MHz)	(dBuV)	(dB)	(dB)	(dB)	(dBuV/m)	(dBuV/m)	(dB)	
Low Channel:5180MHz									
V	10360	47.16	30.55	5.77	24.66	47.04	74.00	-26.96	PK
V	10360	34.73	30.55	5.77	24.66	34.61	54.00	-19.39	AV
V	15540	47.79	30.33	6.32	24.55	48.33	74.00	-25.67	PK
V	15540	40.15	30.33	6.32	24.55	40.69	54.00	-13.31	AV
V	20720	48.80	30.85	7.45	24.69	50.09	74.00	-23.91	PK
V	20720	40.61	30.85	7.45	24.69	41.90	54.00	-12.10	AV
H	10360	48.07	30.55	5.77	24.66	47.95	74.00	-26.05	PK
H	10360	40.17	30.55	5.77	24.66	40.05	54.00	-13.95	AV
H	15540	48.02	30.33	6.32	24.55	48.56	74.00	-25.44	PK
H	15540	40.91	30.33	6.32	24.55	41.45	54.00	-12.55	AV
H	20720	50.26	30.85	7.45	24.69	51.55	74.00	-22.45	PK
H	20720	40.61	30.85	7.45	24.69	41.90	54.00	-12.10	AV

Polar (H/V)	Frequency	Meter Reading	Pre-ampli fier	Cable Loss	Antenna Factor	Emission Level	Limits	Margin	Detect or Type
	(MHz)	(dBuV)	(dB)	(dB)	(dB)	(dBuV/m)	(dBuV/m)	(dB)	
Middle Channel:5200MHz									
V	10400	48.93	30.55	5.77	24.66	48.81	74.00	-25.19	PK
V	10400	36.61	30.55	5.77	24.66	36.49	54.00	-17.51	AV
V	15600	48.71	30.33	6.32	24.55	49.25	74.00	-24.75	PK
V	15600	39.64	30.33	6.32	24.55	40.18	54.00	-13.82	AV
V	20800	50.55	30.85	7.45	24.69	51.84	74.00	-22.16	PK
V	20800	39.30	30.85	7.45	24.69	40.59	54.00	-13.41	AV
H	10400	47.07	30.55	5.77	24.66	46.95	74.00	-27.05	PK
H	10400	38.59	30.55	5.77	24.66	38.47	54.00	-15.53	AV
H	15600	48.66	30.33	6.32	24.55	49.20	74.00	-24.80	PK
H	15600	40.41	30.33	6.32	24.55	40.95	54.00	-13.05	AV
H	20800	51.05	30.85	7.45	24.69	52.34	74.00	-21.66	PK
H	20800	41.63	30.85	7.45	24.69	42.92	54.00	-11.08	AV

Polar (H/V)	Frequency	Meter Reading	Pre-amplifier	Cable Loss	Antenna Factor	Emission Level	Limits	Margin	Detect or Type
	(MHz)	(dBuV)	(dB)	(dB)	(dB)	(dBuV/m)	(dBuV/m)	(dB)	
High Channel:5240MHz									
V	10480	48.48	30.55	5.77	24.66	48.36	74.00	-25.64	PK
V	10480	34.07	30.55	5.77	24.66	33.95	54.00	-20.05	AV
V	15720	48.90	30.33	6.32	24.55	49.44	74.00	-24.56	PK
V	15720	41.08	30.33	6.32	24.55	41.62	54.00	-12.38	AV
V	20960	50.77	30.85	7.45	24.69	52.06	74.00	-21.94	PK
V	20960	41.27	30.85	7.45	24.69	42.56	54.00	-11.44	AV
H	10480	48.01	30.55	5.77	24.66	47.89	74.00	-26.11	PK
H	10480	38.48	30.55	5.77	24.66	38.36	54.00	-15.64	AV
H	15720	47.04	30.33	6.32	24.55	47.58	74.00	-26.42	PK
H	15720	38.93	30.33	6.32	24.55	39.47	54.00	-14.53	AV
H	20960	49.57	30.85	7.45	24.69	50.86	74.00	-23.14	PK
H	20960	40.37	30.85	7.45	24.69	41.66	54.00	-12.34	AV

Polar (H/V)	Frequency	Meter Reading	Pre-amplifier	Cable Loss	Antenna Factor	Emission Level	Limits	Margin	Detect or Type
	(MHz)	(dBuV)	(dB)	(dB)	(dB)	(dBuV/m)	(dBuV/m)	(dB)	
High Channel:5745MHz									
V	11490	49.61	30.55	5.77	24.66	49.49	74.00	-24.51	PK
V	11490	34.02	30.55	5.77	24.66	33.90	54.00	-20.10	AV
V	17235	48.49	30.33	6.32	24.55	49.03	74.00	-24.97	PK
V	17235	40.01	30.33	6.32	24.55	40.55	54.00	-13.45	AV
V	22980	49.29	30.85	7.45	24.69	50.58	74.00	-23.42	PK
V	22980	40.13	30.85	7.45	24.69	41.42	54.00	-12.58	AV
H	11490	47.95	30.55	5.77	24.66	47.83	74.00	-26.17	PK
H	11490	38.04	30.55	5.77	24.66	37.92	54.00	-16.08	AV
H	17235	47.08	30.33	6.32	24.55	47.62	74.00	-26.38	PK
H	17235	40.57	30.33	6.32	24.55	41.11	54.00	-12.89	AV
H	22980	50.63	30.85	7.45	24.69	51.92	74.00	-22.08	PK
H	22980	39.08	30.85	7.45	24.69	40.37	54.00	-13.63	AV

Polar (H/V)	Frequency	Meter Reading	Pre-amplifier	Cable Loss	Antenna Factor	Emission Level	Limits	Margin	Detect or Type
	(MHz)	(dBuV)	(dB)	(dB)	(dB)	(dBuV/m)	(dBuV/m)	(dB)	
High Channel:5785MHz									
V	11570	47.45	30.55	5.77	24.66	47.33	74.00	-26.67	PK
V	11570	34.03	30.55	5.77	24.66	33.91	54.00	-20.09	AV
V	17355	48.50	30.33	6.32	24.55	49.04	74.00	-24.96	PK
V	17355	39.20	30.33	6.32	24.55	39.74	54.00	-14.26	AV
V	23140	50.75	30.85	7.45	24.69	52.04	74.00	-21.96	PK
V	23140	40.64	30.85	7.45	24.69	41.93	54.00	-12.07	AV
H	11570	47.43	30.55	5.77	24.66	47.31	74.00	-26.69	PK
H	11570	38.24	30.55	5.77	24.66	38.12	54.00	-15.88	AV
H	17355	47.19	30.33	6.32	24.55	47.73	74.00	-26.27	PK
H	17355	41.74	30.33	6.32	24.55	42.28	54.00	-11.72	AV
H	23140	49.37	30.85	7.45	24.69	50.66	74.00	-23.34	PK
H	23140	40.95	30.85	7.45	24.69	42.24	54.00	-11.76	AV

Polar (H/V)	Frequency	Meter Reading	Pre-amplifier	Cable Loss	Antenna Factor	Emission Level	Limits	Margin	Detect or Type
	(MHz)	(dBuV)	(dB)	(dB)	(dB)	(dBuV/m)	(dBuV/m)	(dB)	
High Channel:5825MHz									
V	11650	49.29	30.55	5.77	24.66	49.17	74.00	-24.83	PK
V	11650	34.32	30.55	5.77	24.66	34.20	54.00	-19.80	AV
V	17475	47.76	30.33	6.32	24.55	48.30	74.00	-25.70	PK
V	17475	38.88	30.33	6.32	24.55	39.42	54.00	-14.58	AV
V	23300	50.50	30.85	7.45	24.69	51.79	74.00	-22.21	PK
V	23300	38.79	30.85	7.45	24.69	40.08	54.00	-13.92	AV
H	11650	48.65	30.55	5.77	24.66	48.53	74.00	-25.47	PK
H	11650	39.60	30.55	5.77	24.66	39.48	54.00	-14.52	AV
H	17475	48.20	30.33	6.32	24.55	48.74	74.00	-25.26	PK
H	17475	41.03	30.33	6.32	24.55	41.57	54.00	-12.43	AV
H	23300	49.38	30.85	7.45	24.69	50.67	74.00	-23.33	PK
H	23300	40.22	30.85	7.45	24.69	41.51	54.00	-12.49	AV

MIMO-802.11n40

Polar (H/V)	Frequency	Meter Reading	Pre-amplifier	Cable Loss	Antenna Factor	Emission Level	Limits	Margin	Detect or Type
	(MHz)	(dBuV)	(dB)	(dB)	(dB)	(dBuV/m)	(dBuV/m)	(dB)	
Low Channel:5190MHz									
V	10360	48.20	30.55	5.77	24.66	48.08	74.00	-25.92	PK
V	10360	35.57	30.55	5.77	24.66	35.45	54.00	-18.55	AV
V	15540	48.43	30.33	6.32	24.55	48.97	74.00	-25.03	PK
V	15540	41.22	30.33	6.32	24.55	41.76	54.00	-12.24	AV
V	20720	49.37	30.85	7.45	24.69	50.66	74.00	-23.34	PK
V	20720	38.81	30.85	7.45	24.69	40.10	54.00	-13.90	AV
H	10360	48.56	30.55	5.77	24.66	48.44	74.00	-25.56	PK
H	10360	39.17	30.55	5.77	24.66	39.05	54.00	-14.95	AV
H	15540	47.44	30.33	6.32	24.55	47.98	74.00	-26.02	PK
H	15540	40.55	30.33	6.32	24.55	41.09	54.00	-12.91	AV
H	20720	50.85	30.85	7.45	24.69	52.14	74.00	-21.86	PK
H	20720	40.85	30.85	7.45	24.69	42.14	54.00	-11.86	AV

Polar (H/V)	Frequency	Meter Reading	Pre-amplifier	Cable Loss	Antenna Factor	Emission Level	Limits	Margin	Detect or Type
	(MHz)	(dBuV)	(dB)	(dB)	(dB)	(dBuV/m)	(dBuV/m)	(dB)	
Middle Channel:5230MHz									
V	10460	47.83	30.55	5.77	24.66	47.71	74.00	-26.29	PK
V	10460	34.41	30.55	5.77	24.66	34.29	54.00	-19.71	AV
V	15690	49.22	30.33	6.32	24.55	49.76	74.00	-24.24	PK
V	15690	39.85	30.33	6.32	24.55	40.39	54.00	-13.61	AV
V	20920	49.50	30.85	7.45	24.69	50.79	74.00	-23.21	PK
V	20920	41.41	30.85	7.45	24.69	42.70	54.00	-11.30	AV
H	10460	47.58	30.55	5.77	24.66	47.46	74.00	-26.54	PK
H	10460	37.77	30.55	5.77	24.66	37.65	54.00	-16.35	AV
H	15690	46.85	30.33	6.32	24.55	47.39	74.00	-26.61	PK
H	15690	40.55	30.33	6.32	24.55	41.09	54.00	-12.91	AV
H	20920	50.41	30.85	7.45	24.69	51.70	74.00	-22.30	PK
H	20920	38.92	30.85	7.45	24.69	40.21	54.00	-13.79	AV

Polar (H/V)	Frequency	Meter Reading	Pre-amplifier	Cable Loss	Antenna Factor	Emission Level	Limits	Margin	Detect or Type
	(MHz)	(dBuV)	(dB)	(dB)	(dB)	(dBuV/m)	(dBuV/m)	(dB)	
High Channel:5755MHz									
V	11510	47.69	30.55	5.77	24.66	47.57	74.00	-26.43	PK
V	11510	35.98	30.55	5.77	24.66	35.86	54.00	-18.14	AV
V	17265	49.60	30.33	6.32	24.55	50.14	74.00	-23.86	PK
V	17265	40.79	30.33	6.32	24.55	41.33	54.00	-12.67	AV
V	23020	48.83	30.85	7.45	24.69	50.12	74.00	-23.88	PK
V	23020	39.83	30.85	7.45	24.69	41.12	54.00	-12.88	AV
H	11510	45.91	30.55	5.77	24.66	45.79	74.00	-28.21	PK
H	11510	40.65	30.55	5.77	24.66	40.53	54.00	-13.47	AV
H	17265	48.72	30.33	6.32	24.55	49.26	74.00	-24.74	PK
H	17265	39.38	30.33	6.32	24.55	39.92	54.00	-14.08	AV
H	23020	49.49	30.85	7.45	24.69	50.78	74.00	-23.22	PK
H	23020	39.95	30.85	7.45	24.69	41.24	54.00	-12.76	AV

Polar (H/V)	Frequency	Meter Reading	Pre-amplifier	Cable Loss	Antenna Factor	Emission Level	Limits	Margin	Detect or Type
	(MHz)	(dBuV)	(dB)	(dB)	(dB)	(dBuV/m)	(dBuV/m)	(dB)	
High Channel:5795MHz									
V	11590	48.89	30.55	5.77	24.66	48.77	74.00	-25.23	PK
V	11590	36.05	30.55	5.77	24.66	35.93	54.00	-18.07	AV
V	17385	48.05	30.33	6.32	24.55	48.59	74.00	-25.41	PK
V	17385	40.68	30.33	6.32	24.55	41.22	54.00	-12.78	AV
V	23180	50.29	30.85	7.45	24.69	51.58	74.00	-22.42	PK
V	23180	40.81	30.85	7.45	24.69	42.10	54.00	-11.90	AV
H	11590	48.23	30.55	5.77	24.66	48.11	74.00	-25.89	PK
H	11590	38.83	30.55	5.77	24.66	38.71	54.00	-15.29	AV
H	17385	46.98	30.33	6.32	24.55	47.52	74.00	-26.48	PK
H	17385	39.78	30.33	6.32	24.55	40.32	54.00	-13.68	AV
H	23180	51.13	30.85	7.45	24.69	52.42	74.00	-21.58	PK
H	23180	41.14	30.85	7.45	24.69	42.43	54.00	-11.57	AV

Remark:

1. Emission Level = Meter Reading + Antenna Factor + Cable Loss – Pre-amplifier,
Margin= Emission Level - Limit
2. If peak below the average limit, the average emission was no test.
3. The amplitude of spurious emissions which are attenuated by more than 20dB below the permissible value has no need to be reported.

MIMO--802.11ac20

Polar (H/V)	Frequency	Meter Reading	Pre-amplifier	Cable Loss	Antenna Factor	Emission Level	Limits	Margin	Detect or Type
	(MHz)	(dBuV)	(dB)	(dB)	(dB)	(dBuV/m)	(dBuV/m)	(dB)	
Low Channel:5180MHz									
V	10360	49.16	30.55	5.77	24.66	49.04	74.00	-24.96	PK
V	10360	34.04	30.55	5.77	24.66	33.92	54.00	-20.08	AV
V	15540	49.33	30.33	6.32	24.55	49.87	74.00	-24.13	PK
V	15540	40.65	30.33	6.32	24.55	41.19	54.00	-12.81	AV
V	20720	51.23	30.85	7.45	24.69	52.52	74.00	-21.48	PK
V	20720	40.73	30.85	7.45	24.69	42.02	54.00	-11.98	AV
H	10360	46.89	30.55	5.77	24.66	46.77	74.00	-27.23	PK
H	10360	37.94	30.55	5.77	24.66	37.82	54.00	-16.18	AV
H	15540	48.25	30.33	6.32	24.55	48.79	74.00	-25.21	PK
H	15540	41.13	30.33	6.32	24.55	41.67	54.00	-12.33	AV

H	20720	49.40	30.85	7.45	24.69	50.69	74.00	-23.31	PK
H	20720	40.98	30.85	7.45	24.69	42.27	54.00	-11.73	AV

Polar (H/V)	Frequency	Meter Reading	Pre-amplifier	Cable Loss	Antenna Factor	Emission Level	Limits	Margin	Detect or Type
	(MHz)	(dBuV)	(dB)	(dB)	(dB)	(dBuV/m)	(dBuV/m)	(dB)	
Middle Channel:5200MHz									
V	10400	48.37	30.55	5.77	24.66	48.25	74.00	-25.75	PK
V	10400	36.50	30.55	5.77	24.66	36.38	54.00	-17.62	AV
V	15600	48.37	30.33	6.32	24.55	48.91	74.00	-25.09	PK
V	15600	41.69	30.33	6.32	24.55	42.23	54.00	-11.77	AV
V	20800	50.55	30.85	7.45	24.69	51.84	74.00	-22.16	PK
V	20800	39.43	30.85	7.45	24.69	40.72	54.00	-13.28	AV
H	10400	47.80	30.55	5.77	24.66	47.68	74.00	-26.32	PK
H	10400	39.09	30.55	5.77	24.66	38.97	54.00	-15.03	AV
H	15600	47.45	30.33	6.32	24.55	47.99	74.00	-26.01	PK
H	15600	39.29	30.33	6.32	24.55	39.83	54.00	-14.17	AV
H	20800	49.86	30.85	7.45	24.69	51.15	74.00	-22.85	PK
H	20800	40.09	30.85	7.45	24.69	41.38	54.00	-12.62	AV

Polar (H/V)	Frequency	Meter Reading	Pre-amplifier	Cable Loss	Antenna Factor	Emission Level	Limits	Margin	Detect or Type
	(MHz)	(dBuV)	(dB)	(dB)	(dB)	(dBuV/m)	(dBuV/m)	(dB)	
High Channel:5240MHz									
V	10480	48.33	30.55	5.77	24.66	48.21	74.00	-25.79	PK
V	10480	36.02	30.55	5.77	24.66	35.90	54.00	-18.10	AV
V	15720	49.12	30.33	6.32	24.55	49.66	74.00	-24.34	PK
V	15720	39.55	30.33	6.32	24.55	40.09	54.00	-13.91	AV
V	20960	50.29	30.85	7.45	24.69	51.58	74.00	-22.42	PK
V	20960	40.70	30.85	7.45	24.69	41.99	54.00	-12.01	AV
H	10480	48.36	30.55	5.77	24.66	48.24	74.00	-25.76	PK
H	10480	38.79	30.55	5.77	24.66	38.67	54.00	-15.33	AV
H	15720	47.34	30.33	6.32	24.55	47.88	74.00	-26.12	PK
H	15720	41.72	30.33	6.32	24.55	42.26	54.00	-11.74	AV
H	20960	50.86	30.85	7.45	24.69	52.15	74.00	-21.85	PK
H	20960	41.36	30.85	7.45	24.69	42.65	54.00	-11.35	AV

Polar (H/V)	Frequency	Meter Reading	Pre-amplifier	Cable Loss	Antenna Factor	Emission Level	Limits	Margin	Detect or Type
	(MHz)	(dBuV)	(dB)	(dB)	(dB)	(dBuV/m)	(dBuV/m)	(dB)	
High Channel:5745MHz									
V	11490	48.06	30.55	5.77	24.66	47.94	74.00	-26.06	PK
V	11490	36.55	30.55	5.77	24.66	36.43	54.00	-17.57	AV
V	17235	48.92	30.33	6.32	24.55	49.46	74.00	-24.54	PK
V	17235	39.63	30.33	6.32	24.55	40.17	54.00	-13.83	AV
V	22980	50.81	30.85	7.45	24.69	52.10	74.00	-21.90	PK
V	22980	41.60	30.85	7.45	24.69	42.89	54.00	-11.11	AV
H	11490	47.16	30.55	5.77	24.66	47.04	74.00	-26.96	PK
H	11490	39.00	30.55	5.77	24.66	38.88	54.00	-15.12	AV
H	17235	47.88	30.33	6.32	24.55	48.42	74.00	-25.58	PK
H	17235	40.46	30.33	6.32	24.55	41.00	54.00	-13.00	AV
H	22980	49.73	30.85	7.45	24.69	51.02	74.00	-22.98	PK
H	22980	41.42	30.85	7.45	24.69	42.71	54.00	-11.29	AV

Polar (H/V)	Frequency	Meter Reading	Pre-amplifier	Cable Loss	Antenna Factor	Emission Level	Limits	Margin	Detect or Type
	(MHz)	(dBuV)	(dB)	(dB)	(dB)	(dBuV/m)	(dBuV/m)	(dB)	
High Channel:5785MHz									
V	11570	48.08	30.55	5.77	24.66	47.96	74.00	-26.04	PK
V	11570	34.66	30.55	5.77	24.66	34.54	54.00	-19.46	AV
V	17355	47.99	30.33	6.32	24.55	48.53	74.00	-25.47	PK
V	17355	41.65	30.33	6.32	24.55	42.19	54.00	-11.81	AV
V	23140	50.13	30.85	7.45	24.69	51.42	74.00	-22.58	PK
V	23140	41.58	30.85	7.45	24.69	42.87	54.00	-11.13	AV
H	11570	48.68	30.55	5.77	24.66	48.56	74.00	-25.44	PK
H	11570	38.20	30.55	5.77	24.66	38.08	54.00	-15.92	AV
H	17355	47.35	30.33	6.32	24.55	47.89	74.00	-26.11	PK
H	17355	41.19	30.33	6.32	24.55	41.73	54.00	-12.27	AV
H	23140	50.48	30.85	7.45	24.69	51.77	74.00	-22.23	PK
H	23140	39.02	30.85	7.45	24.69	40.31	54.00	-13.69	AV

Polar (H/V)	Frequency	Meter Reading	Pre-amplifier	Cable Loss	Antenna Factor	Emission Level	Limits	Margin	Detect or Type
	(MHz)	(dBuV)	(dB)	(dB)	(dB)	(dBuV/m)	(dBuV/m)	(dB)	
High Channel:5825MHz									
V	11650	46.99	30.55	5.77	24.66	46.87	74.00	-27.13	PK
V	11650	35.09	30.55	5.77	24.66	34.97	54.00	-19.03	AV
V	17475	48.89	30.33	6.32	24.55	49.43	74.00	-24.57	PK
V	17475	39.64	30.33	6.32	24.55	40.18	54.00	-13.82	AV
V	23300	49.57	30.85	7.45	24.69	50.86	74.00	-23.14	PK
V	23300	38.86	30.85	7.45	24.69	40.15	54.00	-13.85	AV
H	11650	48.53	30.55	5.77	24.66	48.41	74.00	-25.59	PK
H	11650	39.96	30.55	5.77	24.66	39.84	54.00	-14.16	AV
H	17475	47.62	30.33	6.32	24.55	48.16	74.00	-25.84	PK
H	17475	39.53	30.33	6.32	24.55	40.07	54.00	-13.93	AV
H	23300	51.31	30.85	7.45	24.69	52.60	74.00	-21.40	PK
H	23300	41.58	30.85	7.45	24.69	42.87	54.00	-11.13	AV

MIMO-802.11ac40

Polar (H/V)	Frequency	Meter Reading	Pre-amplifier	Cable Loss	Antenna Factor	Emission Level	Limits	Margin	Detect or Type
	(MHz)	(dBuV)	(dB)	(dB)	(dB)	(dBuV/m)	(dBuV/m)	(dB)	
Low Channel:5190MHz									
V	10360	48.50	30.55	5.77	24.66	48.38	74.00	-25.62	PK
V	10360	34.41	30.55	5.77	24.66	34.29	54.00	-19.71	AV
V	15540	48.73	30.33	6.32	24.55	49.27	74.00	-24.73	PK
V	15540	40.92	30.33	6.32	24.55	41.46	54.00	-12.54	AV
V	20720	49.48	30.85	7.45	24.69	50.77	74.00	-23.23	PK
V	20720	41.29	30.85	7.45	24.69	42.58	54.00	-11.42	AV
H	10360	48.75	30.55	5.77	24.66	48.63	74.00	-25.37	PK
H	10360	39.09	30.55	5.77	24.66	38.97	54.00	-15.03	AV
H	15540	47.88	30.33	6.32	24.55	48.42	74.00	-25.58	PK
H	15540	41.13	30.33	6.32	24.55	41.67	54.00	-12.33	AV
H	20720	49.83	30.85	7.45	24.69	51.12	74.00	-22.88	PK
H	20720	39.46	30.85	7.45	24.69	40.75	54.00	-13.25	AV

Polar (H/V)	Frequency	Meter Reading	Pre-amplifier	Cable Loss	Antenna Factor	Emission Level	Limits	Margin	Detector Type
	(MHz)	(dBuV)	(dB)	(dB)	(dB)	(dBuV/m)	(dBuV/m)	(dB)	
Middle Channel:5230MHz									
V	10460	47.62	30.55	5.77	24.66	47.50	74.00	-26.50	PK
V	10460	34.65	30.55	5.77	24.66	34.53	54.00	-19.47	AV
V	15690	49.38	30.33	6.32	24.55	49.92	74.00	-24.08	PK
V	15690	41.44	30.33	6.32	24.55	41.98	54.00	-12.02	AV
V	20920	49.05	30.85	7.45	24.69	50.34	74.00	-23.66	PK
V	20920	39.22	30.85	7.45	24.69	40.51	54.00	-13.49	AV
H	10460	47.67	30.55	5.77	24.66	47.55	74.00	-26.45	PK
H	10460	39.68	30.55	5.77	24.66	39.56	54.00	-14.44	AV
H	15690	47.41	30.33	6.32	24.55	47.95	74.00	-26.05	PK
H	15690	41.36	30.33	6.32	24.55	41.90	54.00	-12.10	AV
H	20920	50.83	30.85	7.45	24.69	52.12	74.00	-21.88	PK
H	20920	41.46	30.85	7.45	24.69	42.75	54.00	-11.25	AV

Polar (H/V)	Frequency	Meter Reading	Pre-amplifier	Cable Loss	Antenna Factor	Emission Level	Limits	Margin	Detector Type
	(MHz)	(dBuV)	(dB)	(dB)	(dB)	(dBuV/m)	(dBuV/m)	(dB)	
High Channel:5755MHz									
V	11510	48.01	30.55	5.77	24.66	47.89	74.00	-26.11	PK
V	11510	34.06	30.55	5.77	24.66	33.94	54.00	-20.06	AV
V	17265	48.76	30.33	6.32	24.55	49.30	74.00	-24.70	PK
V	17265	39.83	30.33	6.32	24.55	40.37	54.00	-13.63	AV
V	23020	50.53	30.85	7.45	24.69	51.82	74.00	-22.18	PK
V	23020	40.46	30.85	7.45	24.69	41.75	54.00	-12.25	AV
H	11510	45.79	30.55	5.77	24.66	45.67	74.00	-28.33	PK
H	11510	40.34	30.55	5.77	24.66	40.22	54.00	-13.78	AV
H	17265	47.29	30.33	6.32	24.55	47.83	74.00	-26.17	PK
H	17265	41.53	30.33	6.32	24.55	42.07	54.00	-11.93	AV
H	23020	50.45	30.85	7.45	24.69	51.74	74.00	-22.26	PK
H	23020	41.37	30.85	7.45	24.69	42.66	54.00	-11.34	AV

Polar (H/V)	Frequency	Meter Reading	Pre-amplifier	Cable Loss	Antenna Factor	Emission Level	Limits	Margin	Detector Type
	(MHz)	(dBuV)	(dB)	(dB)	(dB)	(dBuV/m)	(dBuV/m)	(dB)	
High Channel:5795MHz									
V	11510	49.60	30.55	5.77	24.66	49.48	74.00	-24.52	PK
V	11510	34.99	30.55	5.77	24.66	34.87	54.00	-19.13	AV
V	17265	48.19	30.33	6.32	24.55	48.73	74.00	-25.27	PK
V	17265	39.80	30.33	6.32	24.55	40.34	54.00	-13.66	AV
V	23020	49.92	30.85	7.45	24.69	51.21	74.00	-22.79	PK
V	23020	40.26	30.85	7.45	24.69	41.55	54.00	-12.45	AV
H	11510	47.17	30.55	5.77	24.66	47.05	74.00	-26.95	PK
H	11510	40.37	30.55	5.77	24.66	40.25	54.00	-13.75	AV
H	17265	47.11	30.33	6.32	24.55	47.65	74.00	-26.35	PK
H	17265	41.26	30.33	6.32	24.55	41.80	54.00	-12.20	AV
H	23020	51.08	30.85	7.45	24.69	52.37	74.00	-21.63	PK
H	23020	40.87	30.85	7.45	24.69	42.16	54.00	-11.84	AV

MIMO-802.11ac80

Polar (H/V)	Frequency	Meter Reading	Pre-amplif ier	Cable Loss	Antenna Factor	Emission Level	Limits	Margin	Detect or Type
	(MHz)	(dBuV)	(dB)	(dB)	(dB)	(dBuV/m)	(dBuV/m)	(dB)	
5210MHz									
V	10420	48.65	30.55	5.77	24.66	48.53	74.00	-25.47	PK
V	10420	35.60	30.55	5.77	24.66	35.48	54.00	-18.52	AV
V	15630	49.23	30.33	6.32	24.55	49.77	74.00	-24.23	PK
V	15630	39.06	30.33	6.32	24.55	39.60	54.00	-14.40	AV
V	20840	49.14	30.85	7.45	24.69	50.43	74.00	-23.57	PK
V	20840	39.59	30.85	7.45	24.69	40.88	54.00	-13.12	AV
H	10420	46.31	30.55	5.77	24.66	46.19	74.00	-27.81	PK
H	10420	40.17	30.55	5.77	24.66	40.05	54.00	-13.95	AV
H	15630	48.16	30.33	6.32	24.55	48.70	74.00	-25.30	PK
H	15630	40.87	30.33	6.32	24.55	41.41	54.00	-12.59	AV
H	20840	49.31	30.85	7.45	24.69	50.60	74.00	-23.40	PK
H	20840	40.19	30.85	7.45	24.69	41.48	54.00	-12.52	AV

Polar (H/V)	Frequency	Meter Reading	Pre-amplifi er	Cable Loss	Antenna Factor	Emission Level	Limits	Margin	Detec tor Type
	(MHz)	(dBuV)	(dB)	(dB)	(dB)	(dBuV/m)	(dBuV/m)	(dB)	
High Channel:5775MHz									
V	11550	47.14	30.55	5.77	24.66	47.02	74.00	-26.98	PK
V	11550	35.75	30.55	5.77	24.66	35.63	54.00	-18.37	AV
V	17325	49.47	30.33	6.32	24.55	50.01	74.00	-23.99	PK
V	17325	41.64	30.33	6.32	24.55	42.18	54.00	-11.82	AV
V	23100	49.53	30.85	7.45	24.69	50.82	74.00	-23.18	PK
V	23100	41.36	30.85	7.45	24.69	42.65	54.00	-11.35	AV
H	11550	46.62	30.55	5.77	24.66	46.50	74.00	-27.50	PK
H	11550	39.26	30.55	5.77	24.66	39.14	54.00	-14.86	AV
H	17325	47.41	30.33	6.32	24.55	47.95	74.00	-26.05	PK
H	17325	40.57	30.33	6.32	24.55	41.11	54.00	-12.89	AV
H	23100	51.72	30.85	7.45	24.69	53.01	74.00	-20.99	PK
H	23100	41.73	30.85	7.45	24.69	43.02	54.00	-10.98	AV

5.POWER SPECTRAL DENSITY TEST

Test Requirement:	FCC 47 CFR Part 15 Subpart E Section 15.407 (a)
Test Method:	KDB 789033 D02 v02r01

5.1 APPLIED PROCEDURES / LIMIT

For client devices in the 5.15-5.25 GHz band, the maximum conducted output power over the frequency band of operation shall not exceed 250 mW provided the maximum antenna gain does not exceed 6 dBi. In addition, the maximum power spectral density shall not exceed 11 dBm in any 1 megahertz band. If transmitting antennas of directional gain greater than 6 dBi are used, both the maximum conducted output power and the maximum power spectral density shall be reduced by the amount in dB that the directional gain of the antenna exceeds 6 dBi.

For the band 5.725-5.850 GHz, the maximum conducted output power over the frequency band of operation shall not exceed 1 W. In addition, the maximum power spectral density shall not exceed 30 dBm in any 500-kHz band. If transmitting antennas of directional gain greater than 6 dBi are used, both the maximum conducted output power and the maximum power spectral density shall be reduced by the amount in dB that the directional gain of the antenna exceeds 6 dBi.

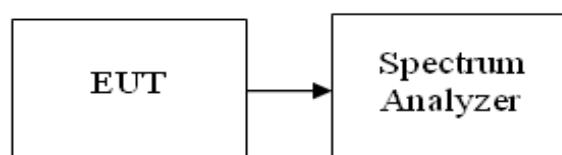
LIMIT:	U-NII-1	11DBM/MHZ
	U-NII-3	30DBM/500KHZ

5.2 TEST PROCEDURE

1. Set analyzer center frequency to DTS channel center frequency.
2. Set the span to 1.5 times the DTS bandwidth.
3. Set the RBW to: $3 \text{ kHz} \leq \text{RBW} \leq 100 \text{ kHz}$.
4. Set the VBW $\geq 3 \times \text{RBW}$.
5. Detector = peak.
6. Sweep time = auto couple.
7. Trace mode = max hold.
8. Allow trace to fully stabilize.
9. Use the peak marker function to determine the maximum amplitude level within the RBW.
10. If measured value exceeds limit, reduce RBW (no less than 3 kHz) and repeat.

5.3 DEVIATION FROM STANDARD

No deviation.

5.4 TEST SETUP

5.5 EUT OPERATION CONDITIONS

The EUT tested system was configured as the statements of 2.1 Unless otherwise a special operating condition is specified in the follows during the testing.

5.6 TEST RESULT

PASS: PLEASE REFER TO APPENDIX: APPENDIX1 FOR DETAILS

6. -26 DB & 6DBM EMISSION BANDWIDTH

Test Requirement:	Part 15 Subpart C Section 15.407 (e)
Test Method:	KDB 789033 D02 v02r01

6.1 APPLIED PROCEDURES / LIMIT

FCC Part15.407 (e)		
Bandwidth		
Limit	U-NII-1	N/A
	U-NII-3	\geq 500 kHz

6.2 TEST PROCEDURE

Place the EUT on the table and set it in the transmitting mode.

Remove the antenna from the EUT and then connect a low-loss RF cable from the antenna port to the spectrum analyzer.

Set the spectrum analyzers RBW = approximately 1% of the emission bandwidth, VBW >RBW, Detector = Peak, Span > 26dB bandwidth, and Sweep = auto, Trace mode = max hold.

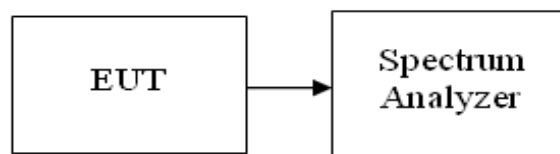
Measure the maximum width of the emission that is 26dB down from the maximum of the emission.

Compare this with the RBW setting of the analyzer. Readjust RBW and repeat measurement as needed until the RBW/EBW ratio is approximately 1%.

Repeat until all the rest channels were investigated.

6.3 DEVIATION FROM STANDARD

No deviation.

6.4 TEST SETUP**6.5 EUT OPERATION CONDITIONS**

The EUT tested system was configured as the statements of 2.4 Unless otherwise a special operating condition is specified in the follows during the testing.

6.6 TEST RESULT

PASS: PLEASE REFER TO APPENDIX: APPENDIX1 FOR DETAILS

7. OUTPUT POWER TEST

Test Requirement:	15.407 (a)(1)(2)(3)
Test Method:	KDB 789033 D02 v02r01

7.1 APPLIED PROCEDURES/LIMIT

For client devices in the 5.15-5.25 GHz band, the maximum conducted output power over the frequency band of operation shall not exceed 250 mW provided the maximum antenna gain does not exceed 6 dBi. In addition, the maximum power spectral density shall not exceed 11 dBm in any 1 megahertz band. If transmitting antennas of directional gain greater than 6 dBi are used, both the maximum conducted output power and the maximum power spectral density shall be reduced by the amount in dB that the directional gain of the antenna exceeds 6 dBi.

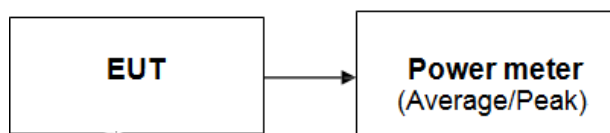
For the band 5.725-5.850 GHz, the maximum conducted output power over the frequency band of operation shall not exceed 1 W. In addition, the maximum power spectral density shall not exceed 30 dBm in any 500-kHz band. If transmitting antennas of directional gain greater than 6 dBi are used, both the maximum conducted output power and the maximum power spectral density shall be reduced by the amount in dB that the directional gain of the antenna exceeds 6 dBi.

Test Item	Band	Limit	Result
Max conducted output power	U-NII-1	0.25W / 23.98dbm	Pass
Max conducted output power	U-NII-3	1 W / 30dbm	Pass

7.2 DEVIATION FROM STANDARD

No deviation.

7.3 TEST SETUP



7.4 EUT OPERATION CONDITIONS

PASS: PLEASE REFER TO APPENDIX: APPENDIX1 FOR DETAILS

8. OUT OF BAND EDGE EMISSION

Test Requirement:	15.407 (b)
Test Method:	KDB 789033 D02 v02r01

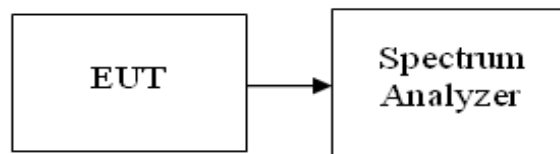
8.1 TEST PROCEDURE

1. Check the calibration of the measuring instrument using either an internal calibrator or a known signal from an external generator.
2. Position the EUT without connection to measurement instrument. Turn on the EUT and connect its antenna terminal to measurement instrument via a low loss cable. Then set it to any one measured frequency within its operating range, and make sure the instrument is operated in its linear range.
3. Set RBW of spectrum analyzer to 1 MHz with a convenient frequency span.
4. Measure the highest amplitude appearing on spectral display and set it as a reference level. Plot the graph with marking the highest point and edge frequency.
5. Repeat above procedures until all measured frequencies were complete.

8.2 DEVIATION FROM STANDARD

No deviation.

8.3 TEST SETUP



8.4 EUT OPERATION CONDITIONS

The EUT tested system was configured as the statements of 2.4 Unless otherwise a special operating condition is specified in the follows during the testing.

8.5 TEST RESULTS

PASS: PLEASE REFER TO APPENDIX: APPENDIX1 FOR DETAILS

9. FREQUENCY STABILITY MEASUREMENT

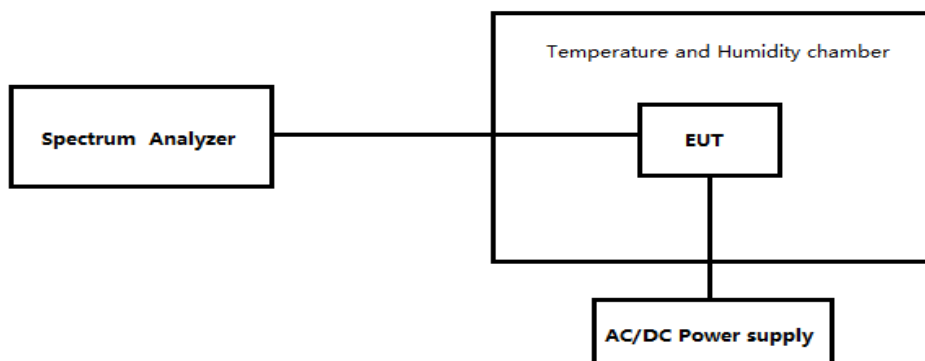
9.1 LIMIT

According to §15.407(g), Manufacturers of U-NII devices are responsible for ensuring frequency stability such that an emission is maintained within the band of operation under all conditions of normal operation as specified in the user's manual.

9.2 TESTPROCEDURE

1. To ensure emission at the band edge is maintained within the authorized band, those values shall be measured by radiation emissions at upper and lower frequency points, and finally compensated by frequency deviation as procedures below.
2. The EUT was operated at the maximum output power, and connected to the spectrum analyzer, which is set to maximum hold function and peak detector. The peak value of the power envelope was measured and noted. The upper and lower frequency points were respectively measured relatively 10dB lower than the measured peak value.
3. The frequency deviation was calculated by adding the upper frequency point and the lower frequency point divided by two. Those detailed values of frequency deviation are provided in table below.

9.3 TESTCONFIGURATION



9.4 TEST RESULT

Note: Only the test results of the worst channel are displayed

ANT1-802.11a- CH36

Temperature (°C)	Voltage (AC:V)	Frequency Measure with time Elapsed	
		Freq.Dev(Hz)	(ppm)
50	120	97	0.0187
40	120	88	0.0169
30	120	80	0.0154
20	120	91	0.0176
10	120	97	0.0187
0	120	96	0.0185
-10	120	96	0.0185
-20	120	72	0.0138
-30	120	89	0.0172

ANT1-802.11a-CH48

Temperature (°C)	Voltage (AC:V)	Frequency Measure with time Elapsed	
		Freq.Dev(Hz)	(ppm)
50	120	77	0.0147
40	120	80	0.0153
30	120	98	0.0186
20	120	78	0.0150
10	120	81	0.0154
0	120	89	0.0170
-10	120	100	0.0190
-20	120	83	0.0159
-30	120	95	0.0182

ANT1-802.11a-CH149

Temperature (°C)	Voltage (AC:V)	Frequency Measure with time Elapsed	
		Freq.Dev(Hz)	(ppm)
50	120	99	0.0172
40	120	81	0.0140
30	120	99	0.0173
20	120	86	0.0150
10	120	83	0.0145
0	120	90	0.0156
-10	120	86	0.0150
-20	120	72	0.0125
-30	120	70	0.0123

ANT1-802.11a-CH165

Temperature (°C)	Voltage (AC:V)	Frequency Measure with time Elapsed	
		Freq.Dev(Hz)	(ppm)
50	120	79	0.0135
40	120	87	0.0149
30	120	80	0.0138
20	120	74	0.0126
10	120	87	0.0150
0	120	75	0.0128
-10	120	85	0.0146

-20	120	72	0.0124
-30	120	87	0.0150

ANT1-802.11n20-CH36

Temperature (°C)	Voltage (AC:V)	Frequency Measure with time Elapsed	
		Freq.Dev(Hz)	(ppm)
50	120	83	0.0160
40	120	84	0.0161
30	120	95	0.0184
20	120	87	0.0168
10	120	94	0.0182
0	120	76	0.0147
-10	120	77	0.0148
-20	120	81	0.0157
-30	120	94	0.0182

ANT1-802.11n20-CH48

Temperature (°C)	Voltage (AC:V)	Frequency Measure with time Elapsed	
		Freq.Dev(Hz)	(ppm)
50	120	75	0.0143
40	120	80	0.0152
30	120	94	0.0179
20	120	90	0.0171
10	120	89	0.0169
0	120	71	0.0136
-10	120	71	0.0135
-20	120	88	0.0168
-30	120	83	0.0158

ANT1-802.11n20-CH149

Temperature (°C)	Voltage (AC:V)	Frequency Measure with time Elapsed	
		Freq.Dev(Hz)	(ppm)
50	120	94	0.0164
40	120	97	0.0170
30	120	79	0.0137
20	120	89	0.0156
10	120	86	0.0150
0	120	79	0.0137
-10	120	73	0.0126
-20	120	97	0.0169
-30	120	80	0.0140

ANT1-802.11n20-CH165

Temperature (°C)	Voltage (AC:V)	Frequency Measure with time Elapsed	
		Freq.Dev(Hz)	(ppm)
50	120	75	0.0129
40	120	93	0.0160

30	120	93	0.0160
20	120	96	0.0165
10	120	92	0.0158
0	120	94	0.0161
-10	120	95	0.0164
-20	120	90	0.0155
-30	120	74	0.0127

ANT1-802.11n40-CH38

Temperature (°C)	Voltage (AC:V)	Frequency Measure with time Elapsed	
		Freq.Dev(Hz)	(ppm)
50	120	94	0.0182
40	120	96	0.0186
30	120	90	0.0173
20	120	86	0.0166
10	120	72	0.0138
0	120	90	0.0174
-10	120	96	0.0186
-20	120	92	0.0177
-30	120	95	0.0183

ANT1-802.11n40-CH46

Temperature (°C)	Voltage (AC:V)	Frequency Measure with time Elapsed	
		Freq.Dev(Hz)	(ppm)
50	120	72	0.0138
40	120	82	0.0157
30	120	92	0.0176
20	120	81	0.0155
10	120	75	0.0143
0	120	98	0.0187
-10	120	84	0.0160
-20	120	82	0.0157
-30	120	82	0.0157

ANT1-802.11n40-CH151

Temperature (°C)	Voltage (AC:V)	Frequency Measure with time Elapsed	
		Freq.Dev(Hz)	(ppm)
50	120	88	0.0153
40	120	71	0.0124
30	120	100	0.0173
20	120	87	0.0152
10	120	70	0.0122
0	120	88	0.0154
-10	120	77	0.0134
-20	120	75	0.0130
-30	120	95	0.0165

ANT1-802.11n40-CH159

Temperature (°C)	Voltage (AC:V)	Frequency Measure with time Elapsed	
		Freq.Dev(Hz)	(ppm)
50	120	75	0.0129
40	120	87	0.0150
30	120	84	0.0146
20	120	84	0.0145
10	120	90	0.0155
0	120	79	0.0136
-10	120	87	0.0151
-20	120	76	0.0131
-30	120	98	0.0169

ANT1-802.11ac20-CH36

Temperature (°C)	Voltage (AC:V)	Frequency Measure with time Elapsed	
		Freq.Dev(Hz)	(ppm)
50	120	92	0.0177
40	120	80	0.0155
30	120	98	0.0188
20	120	95	0.0183
10	120	79	0.0152
0	120	83	0.0161
-10	120	96	0.0186
-20	120	91	0.0176
-30	120	78	0.0151

ANT1-802.11ac20-CH48

Temperature (°C)	Voltage (AC:V)	Frequency Measure with time Elapsed	
		Freq.Dev(Hz)	(ppm)
50	120	93	0.0177
40	120	81	0.0154
30	120	89	0.0169
20	120	83	0.0157
10	120	92	0.0175
0	120	92	0.0176
-10	120	95	0.0182
-20	120	77	0.0146
-30	120	87	0.0166

ANT1-802.11ac20-CH149

Temperature (°C)	Voltage (AC:V)	Frequency Measure with time Elapsed	
		Freq.Dev(Hz)	(ppm)
50	120	78	0.0135
40	120	86	0.0150
30	120	80	0.0139
20	120	71	0.0124
10	120	98	0.0171
0	120	83	0.0145
-10	120	92	0.0161

-20	120	94	0.0164
-30	120	81	0.0141

ANT1-802.11ac20-CH165

Temperature (°C)	Voltage (AC:V)	Frequency Measure with time Elapsed	
		Freq.Dev(Hz)	(ppm)
50	120	89	0.0152
40	120	90	0.0155
30	120	79	0.0136
20	120	93	0.0159
10	120	77	0.0132
0	120	80	0.0137
-10	120	82	0.0141
-20	120	81	0.0139
-30	120	85	0.0146

ANT1-802.11ac40-CH38

Temperature (°C)	Voltage (AC:V)	Frequency Measure with time Elapsed	
		Freq.Dev(Hz)	(ppm)
50	120	85	0.0164
40	120	88	0.0170
30	120	87	0.0168
20	120	93	0.0179
10	120	75	0.0145
0	120	86	0.0166
-10	120	94	0.0181
-20	120	71	0.0136
-30	120	93	0.0180

ANT1-802.11ac40-CH46

Temperature (°C)	Voltage (AC:V)	Frequency Measure with time Elapsed	
		Freq.Dev(Hz)	(ppm)
50	120	100	0.0190
40	120	71	0.0136
30	120	99	0.0190
20	120	76	0.0145
10	120	97	0.0186
0	120	98	0.0188
-10	120	81	0.0155
-20	120	89	0.0170
-30	120	81	0.0154

ANT1-802.11ac40-CH151

Temperature (°C)	Voltage (AC:V)	Frequency Measure with time Elapsed	
		Freq.Dev(Hz)	(ppm)
50	120	85	0.0148
40	120	88	0.0152
30	120	95	0.0165
20	120	77	0.0133
10	120	75	0.0130

0	120	74	0.0129
-10	120	81	0.0140
-20	120	91	0.0157
-30	120	78	0.0136

ANT1-802.11ac40-CH159

Temperature (°C)	Voltage (AC:V)	Frequency Measure with time Elapsed	
		Freq.Dev(Hz)	(ppm)
50	120	92	0.0158
40	120	87	0.0150
30	120	73	0.0126
20	120	80	0.0137
10	120	74	0.0129
0	120	90	0.0156
-10	120	91	0.0157
-20	120	76	0.0131
-30	120	92	0.0158

ANT1-802.11ac80-CH42

Temperature (°C)	Voltage (AC:V)	Frequency Measure with time Elapsed	
		Freq.Dev(Hz)	(ppm)
50	120	85	0.0163
40	120	98	0.0188
30	120	82	0.0157
20	120	75	0.0144
10	120	86	0.0166
0	120	84	0.0160
-10	120	80	0.0153
-20	120	79	0.0152
-30	120	74	0.0141

ANT1-802.11ac80-CH155

Temperature (°C)	Voltage (AC:V)	Frequency Measure with time Elapsed	
		Freq.Dev(Hz)	(ppm)
50	120	98	0.0170
40	120	86	0.0150
30	120	73	0.0127
20	120	96	0.0167
10	120	85	0.0146
0	120	91	0.0157
-10	120	93	0.0160
-20	120	83	0.0144
-30	120	99	0.0171

10.ANTENNA REQUIREMENT

Standard requirement:	FCC Part15 C Section 15.203 /247(c)
<p>For intentional device, according to FCC 47 CFR Section 15.203, an intentional radiator shall be designed to ensure that no antenna other than that furnished by the responsible party shall be used with the device. And according to FCC 47 CFR Section 15.247, if transmitting antennas of directional gain greater than 6dBi are used, the power shall be reduced by the amount in dB that the directional gain of the antenna exceeds 6dBi.</p> <p>Refer to statement below for compliance.</p> <p>The manufacturer may design the unit so that the user can replace a broken antenna, but the use of a standard antenna jack or electrical connector is prohibited. Further, this requirement does not apply to intentional radiators that must be professionally installed.</p>	
<p>EUT Antenna: The antenna is Internal antenna, the best case gain of the antennas are 3.67dBi, reference to the below photo for details</p> <p>ANT2 for 5.2/5.8G WIFI ANT1 for 5.2/5.8G WIFI</p> 	

11.APPENDIX1---5.2GWIFI

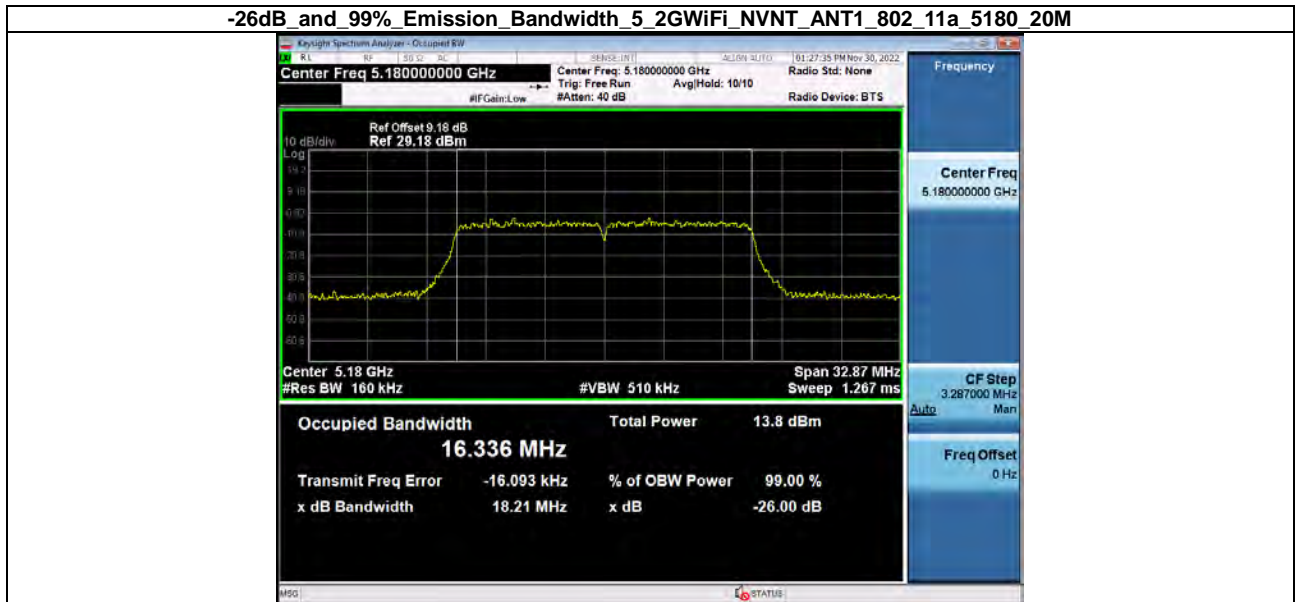
1. -26dB and 99% Emission Bandwidth

Condition	Antenna	Modulation	Frequency(MHz)	-26dB_Emission_Bandwidth(MHz)	Occupied Bandwidth(MHz)
NVNT	ANT1	802.11a	5180.00	18.21	16.34
NVNT	ANT1	802.11a	5200.00	18.10	16.34
NVNT	ANT1	802.11a	5240.00	18.27	16.35
NVNT	ANT1	802.11n(HT20)	5180.00	19.21	17.54
NVNT	ANT1	802.11n(HT20)	5200.00	19.19	17.55
NVNT	ANT1	802.11n(HT20)	5240.00	19.35	17.54
NVNT	ANT1	802.11ac(VHT20)	5180.00	19.29	17.54
NVNT	ANT1	802.11ac(VHT20)	5200.00	19.23	17.54
NVNT	ANT1	802.11ac(VHT20)	5240.00	19.19	17.55
NVNT	ANT1	802.11n(HT40)	5190.00	41.25	36.10
NVNT	ANT1	802.11n(HT40)	5230.00	40.63	36.08
NVNT	ANT1	802.11ac(VHT40)	5190.00	41.04	36.04
NVNT	ANT1	802.11ac(VHT40)	5230.00	41.17	36.10
NVNT	ANT1	802.11ac(VHT80)	5210.00	81.57	74.95

Condition	Antenna	Modulation	Frequency(MHz)	-26dB_Emission_Bandwidth(MHz)	Occupied Bandwidth(MHz)
NVNT	ANT2	802.11a	5180.00	18.17	16.35
NVNT	ANT2	802.11a	5200.00	18.39	16.34
NVNT	ANT2	802.11a	5240.00	18.25	16.33
NVNT	ANT2	802.11n(HT20)	5180.00	19.42	17.57
NVNT	ANT2	802.11n(HT20)	5200.00	19.32	17.55
NVNT	ANT2	802.11n(HT20)	5240.00	19.19	17.52
NVNT	ANT2	802.11ac(VHT20)	5180.00	19.25	17.54
NVNT	ANT2	802.11ac(VHT20)	5200.00	19.23	17.52
NVNT	ANT2	802.11ac(VHT20)	5240.00	19.26	17.53
NVNT	ANT2	802.11n(HT40)	5190.00	41.36	36.14
NVNT	ANT2	802.11n(HT40)	5230.00	40.84	36.11
NVNT	ANT2	802.11ac(VHT40)	5190.00	41.48	36.10
NVNT	ANT2	802.11ac(VHT40)	5230.00	41.07	36.14
NVNT	ANT2	802.11ac(VHT80)	5210.00	80.93	74.95

ANT1

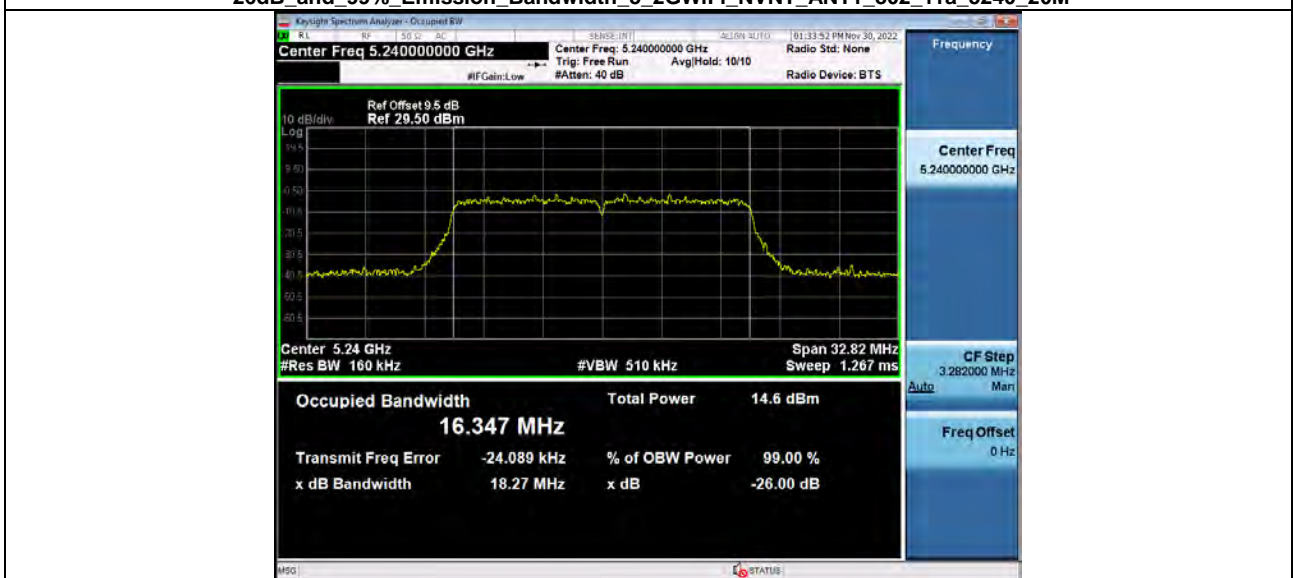
-26dB and 99% Emission Bandwidth 5 2GWiFi NVNT ANT1 802 11a 5180 20M



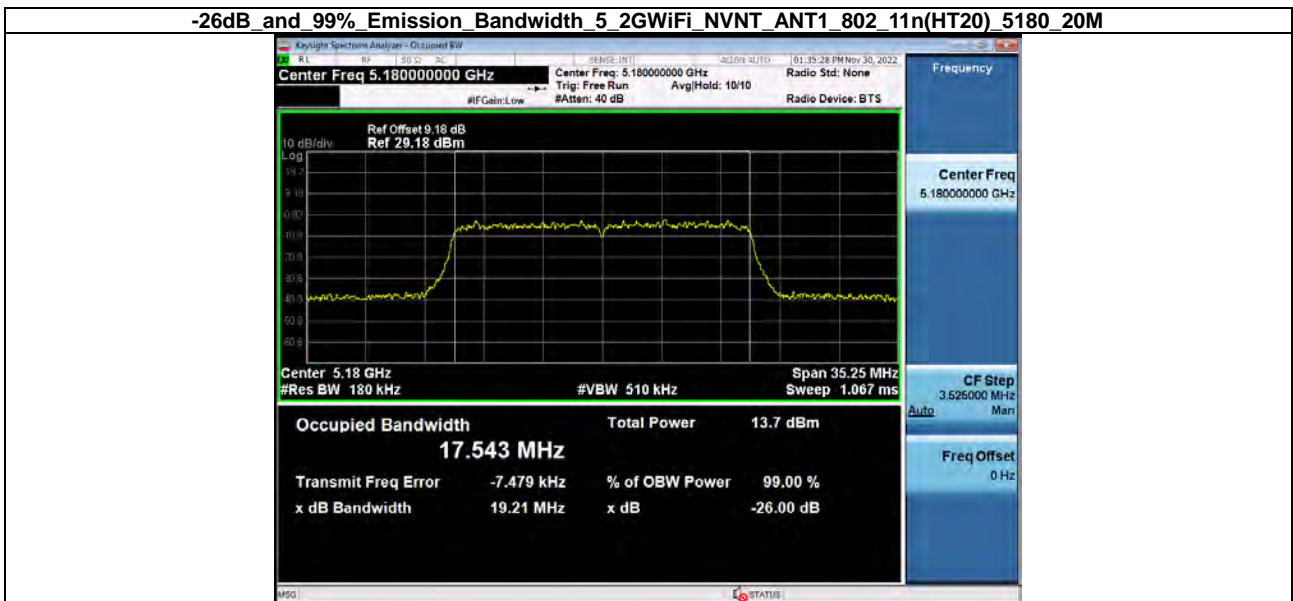
-26dB and 99% Emission Bandwidth 5 2GWiFi NVNT ANT1 802 11a 5200 20M



-26dB and 99% Emission Bandwidth 5_2GWiFi_NVNT_ANT1_802_11a_5240_20M



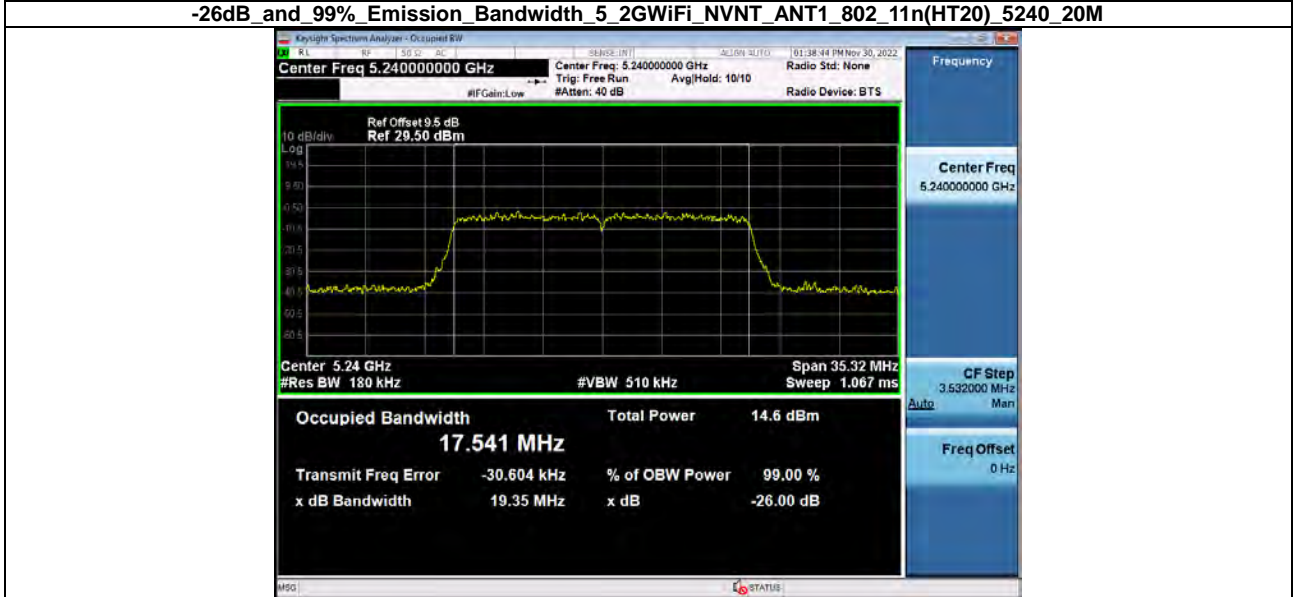
-26dB and 99% Emission Bandwidth 5_2GWiFi_NVNT_ANT1_802_11n(HT20)_5180_20M



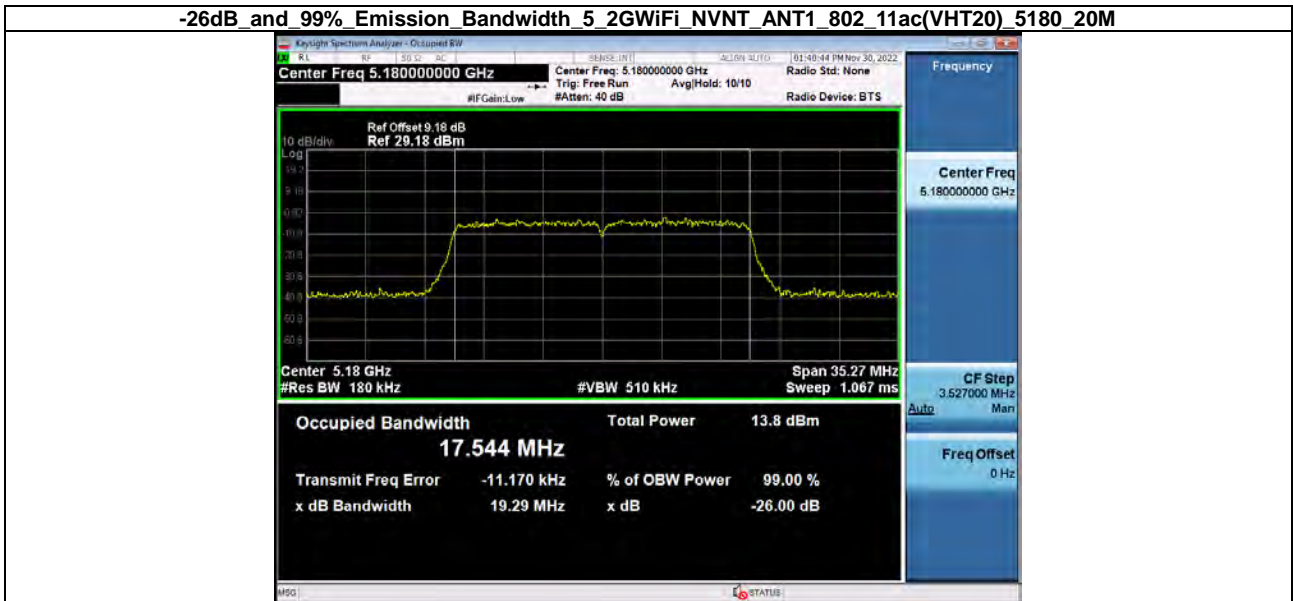
-26dB and 99% Emission Bandwidth 5_2GWiFi_NVNT_ANT1_802_11n(HT20)_5200_20M



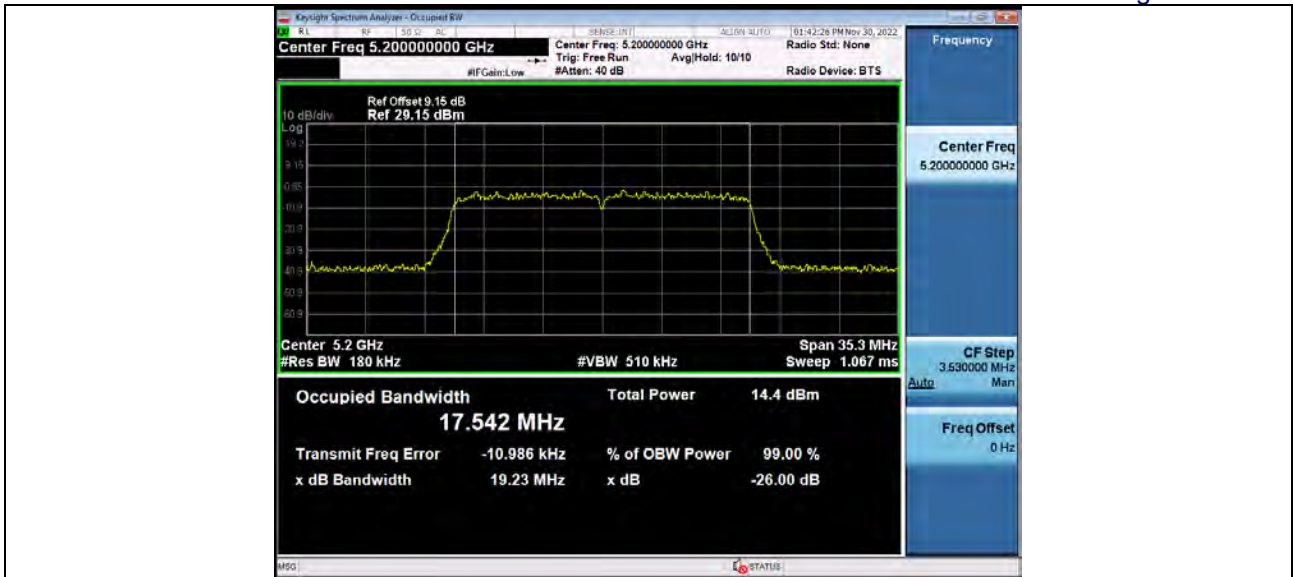
-26dB and 99% Emission Bandwidth 5_2GWiFi_NVNT_ANT1_802_11n(HT20)_5240_20M



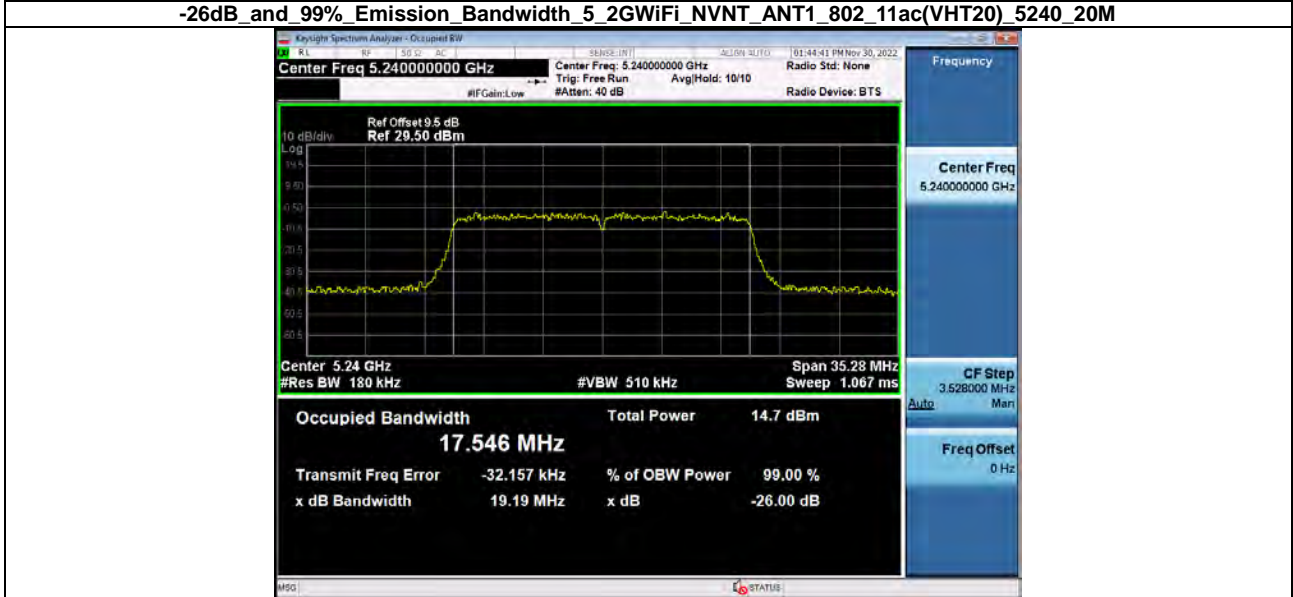
-26dB and 99% Emission Bandwidth 5_2GWiFi_NVNT_ANT1_802_11ac(VHT20)_5180_20M



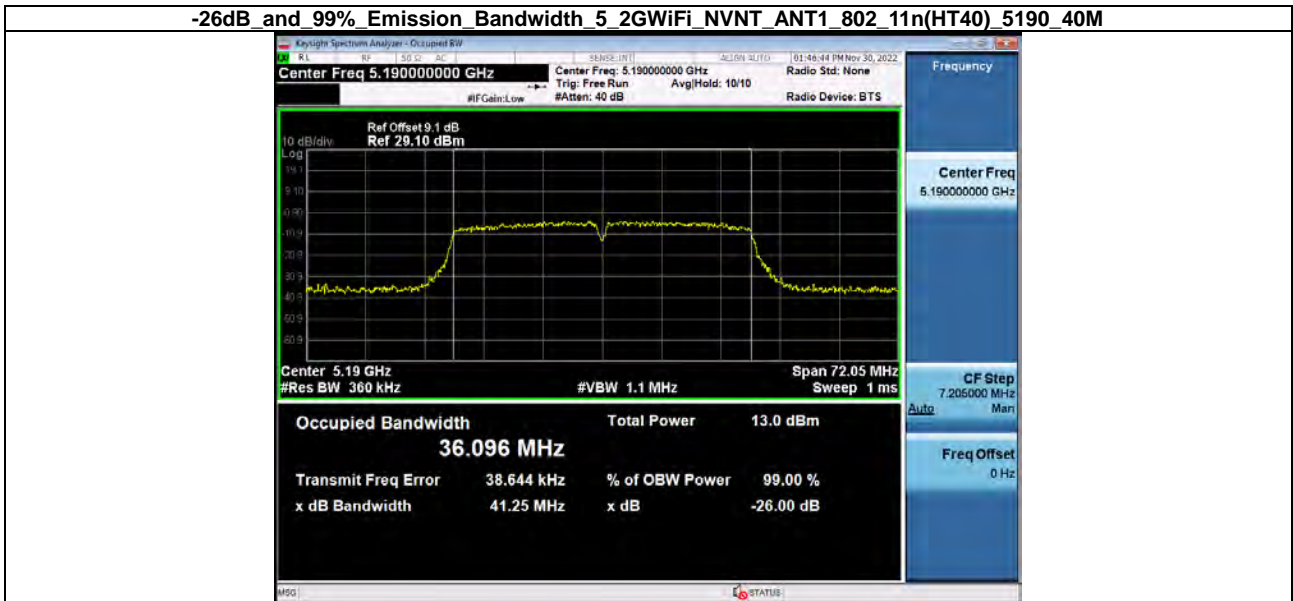
-26dB and 99% Emission Bandwidth 5_2GWiFi_NVNT_ANT1_802_11ac(VHT20)_5200_20M



-26dB and 99% Emission Bandwidth 5_2GWiFi_NVNT_ANT1_802_11ac(VHT20)_5240_20M



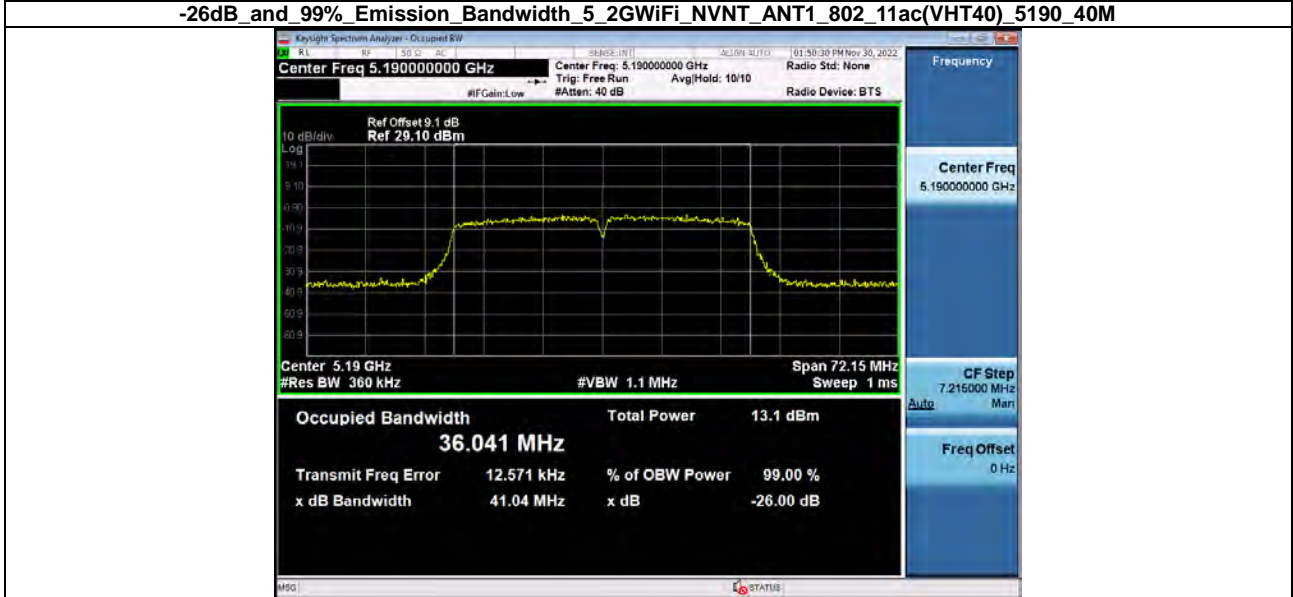
-26dB and 99% Emission Bandwidth 5_2GWiFi_NVNT_ANT1_802_11n(HT40)_5190_40M



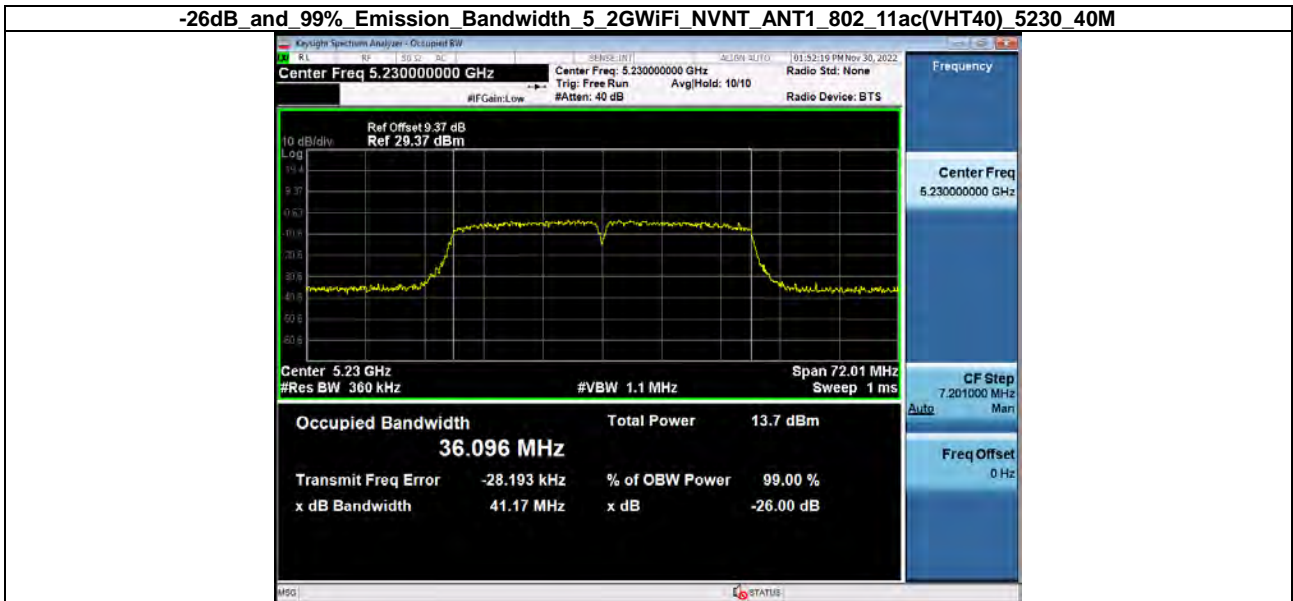
-26dB and 99% Emission Bandwidth 5_2GWiFi_NVNT_ANT1_802_11n(HT40)_5230_40M



-26dB and 99% Emission Bandwidth 5 2GWiFi_NVNT_ANT1_802_11ac(VHT40)_5190_40M



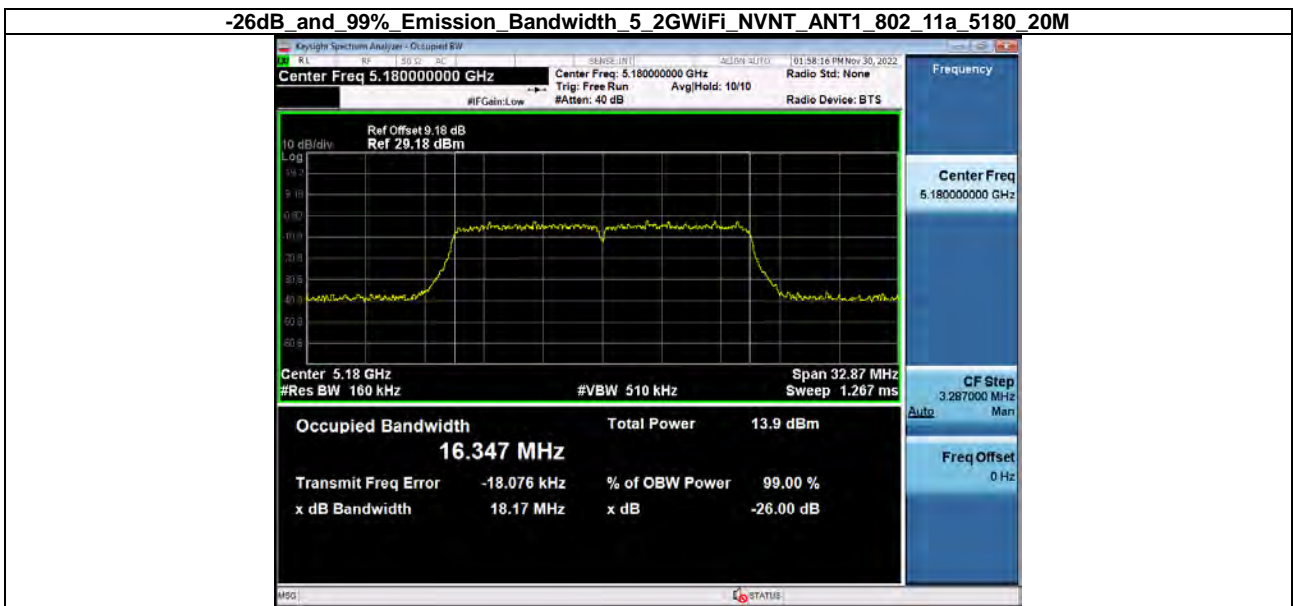
-26dB and 99% Emission Bandwidth 5 2GWiFi_NVNT_ANT1_802_11ac(VHT40)_5230_40M



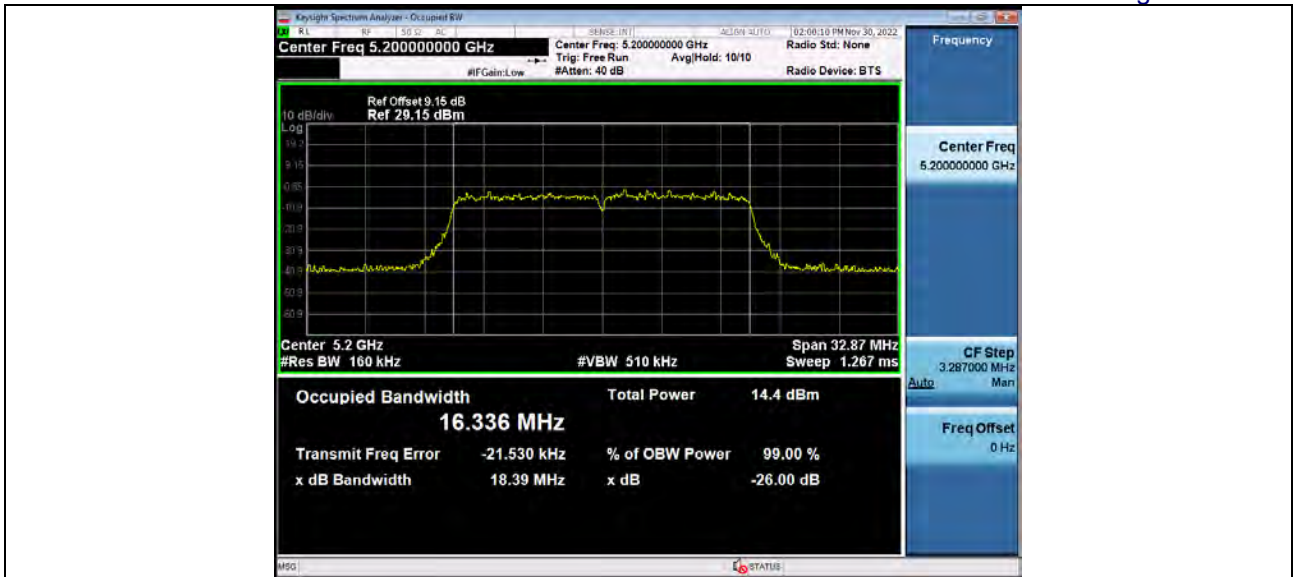
-26dB and 99% Emission Bandwidth 5 2GWiFi_NVNT_ANT1_802_11ac(VHT80)_5210_80M



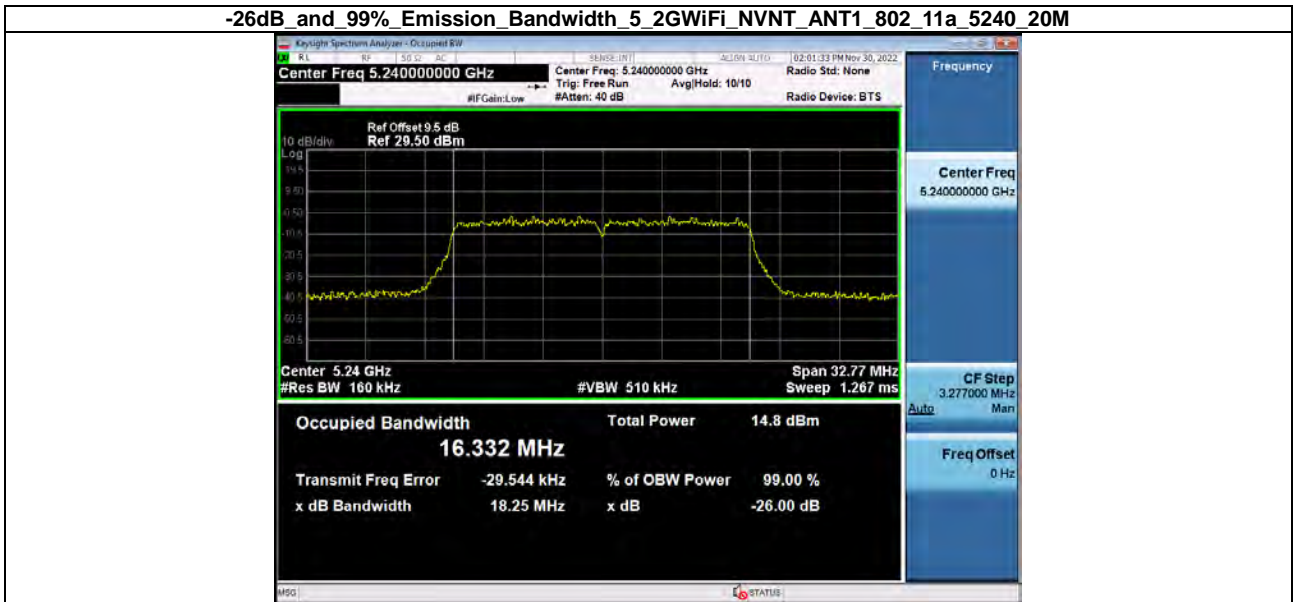
ANT2



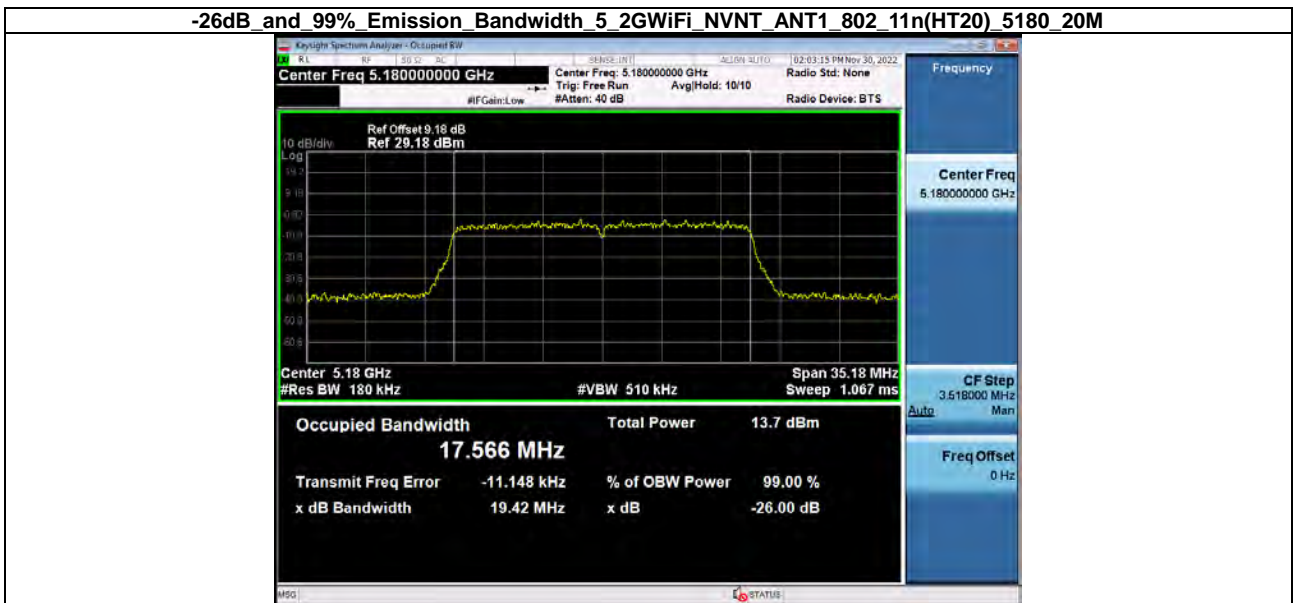
-26dB and 99% Emission Bandwidth 5 2GWiFi NVNT ANT1 802 11a 5200 20M



-26dB and 99% Emission Bandwidth 5_2GWiFi_NVNT_ANT1_802_11a_5240_20M



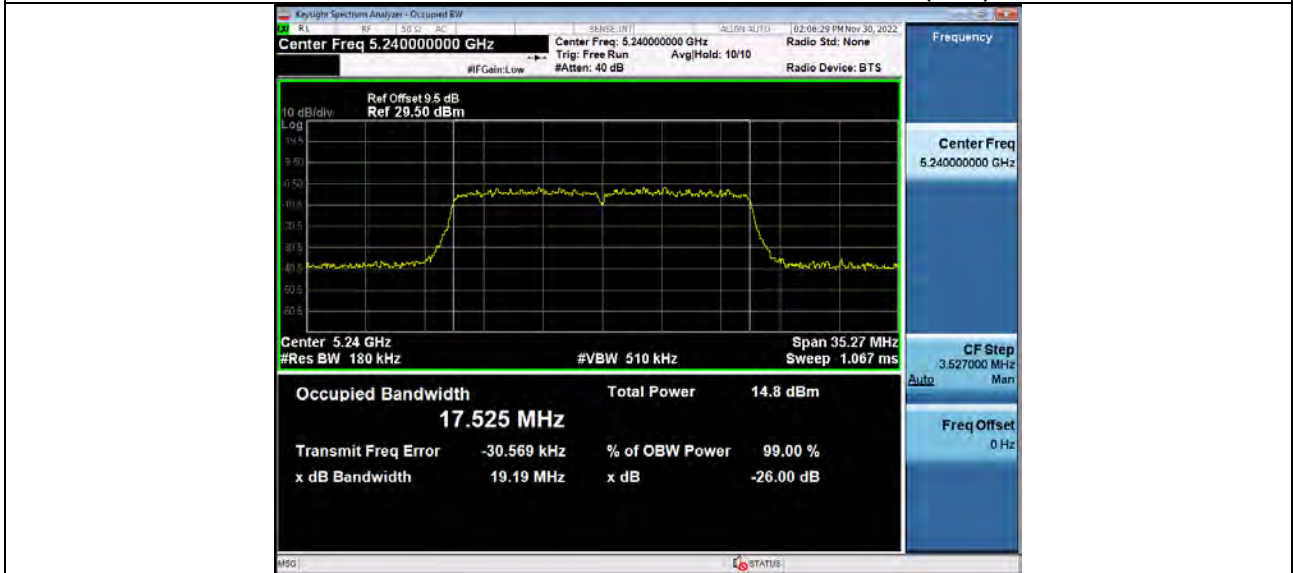
-26dB and 99% Emission Bandwidth 5_2GWiFi_NVNT_ANT1_802_11n(HT20)_5180_20M



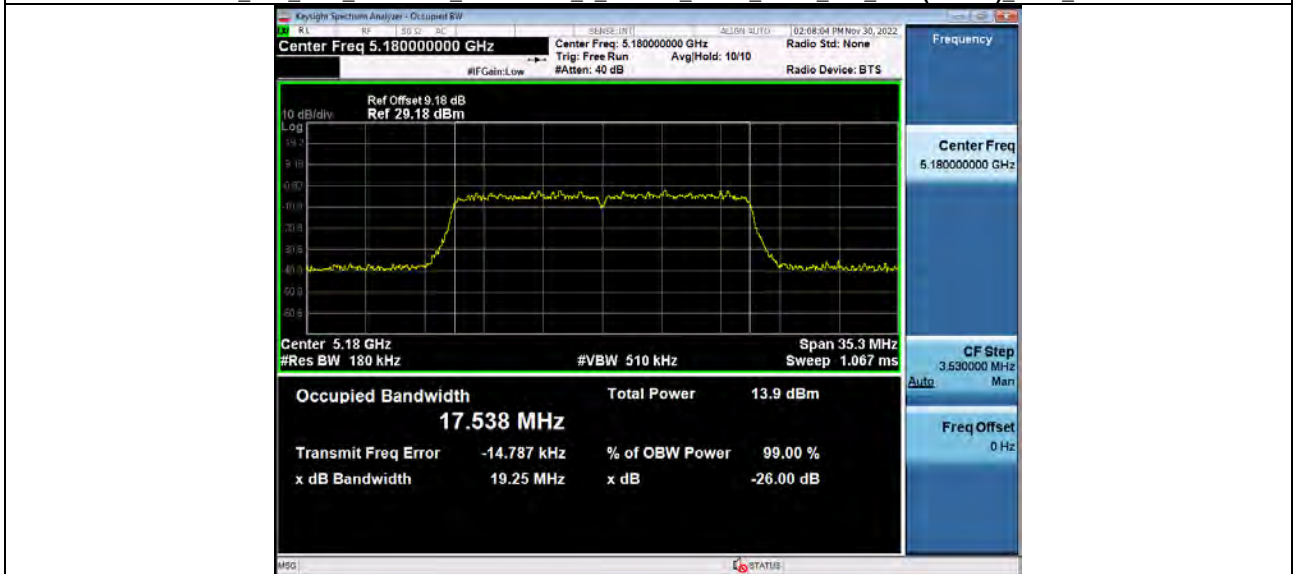
-26dB and 99% Emission Bandwidth 5_2GWiFi_NVNT_ANT1_802_11n(HT20)_5200_20M



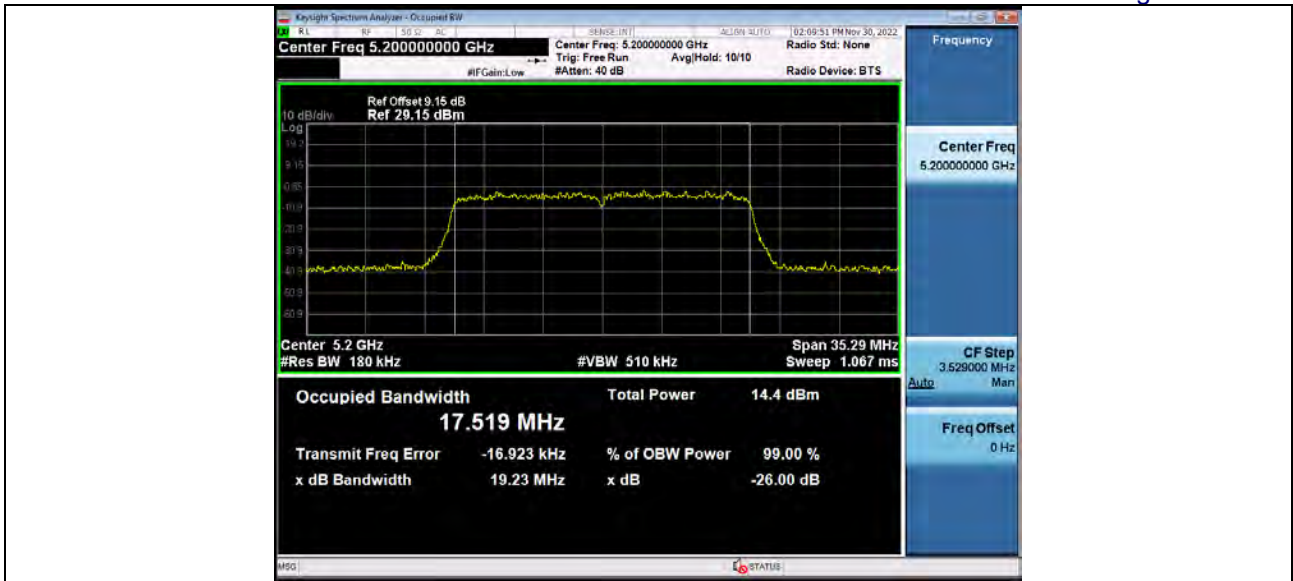
-26dB and 99% Emission Bandwidth 5_2GWiFi_NVNT_ANT1_802_11n(HT20)_5240_20M



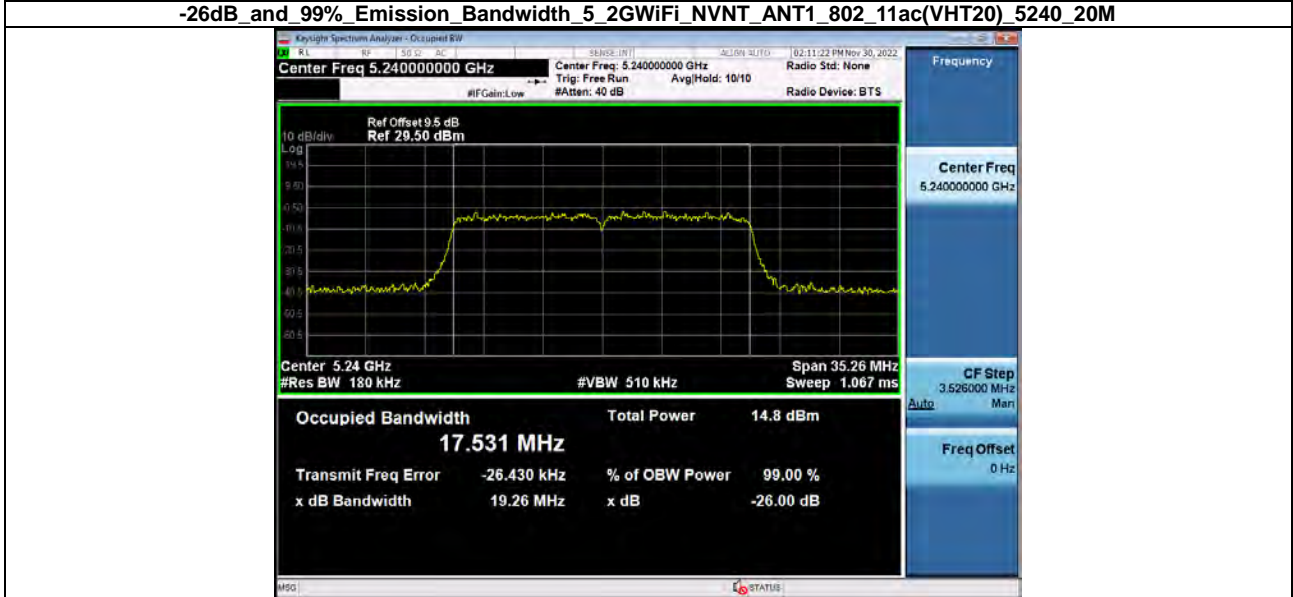
-26dB and 99% Emission Bandwidth 5_2GWiFi_NVNT_ANT1_802_11ac(VHT20)_5180_20M



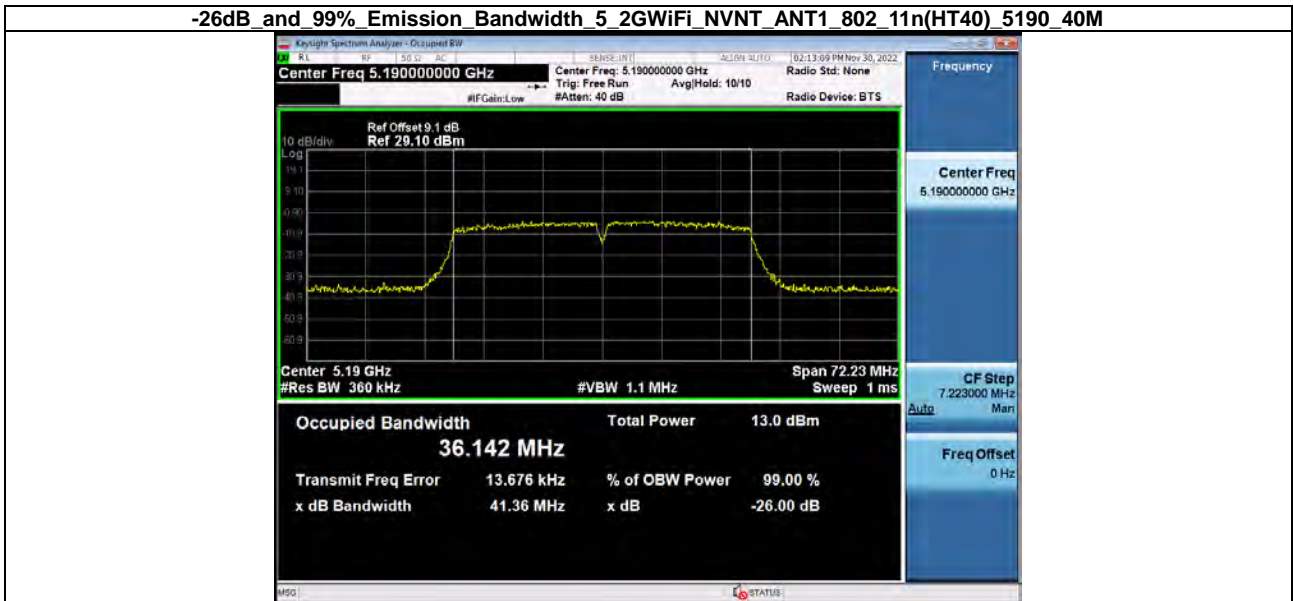
-26dB and 99% Emission Bandwidth 5_2GWiFi_NVNT_ANT1_802_11ac(VHT20)_5200_20M



-26dB and 99% Emission Bandwidth 5_2GWiFi_NVNT_ANT1_802_11ac(VHT20)_5240_20M



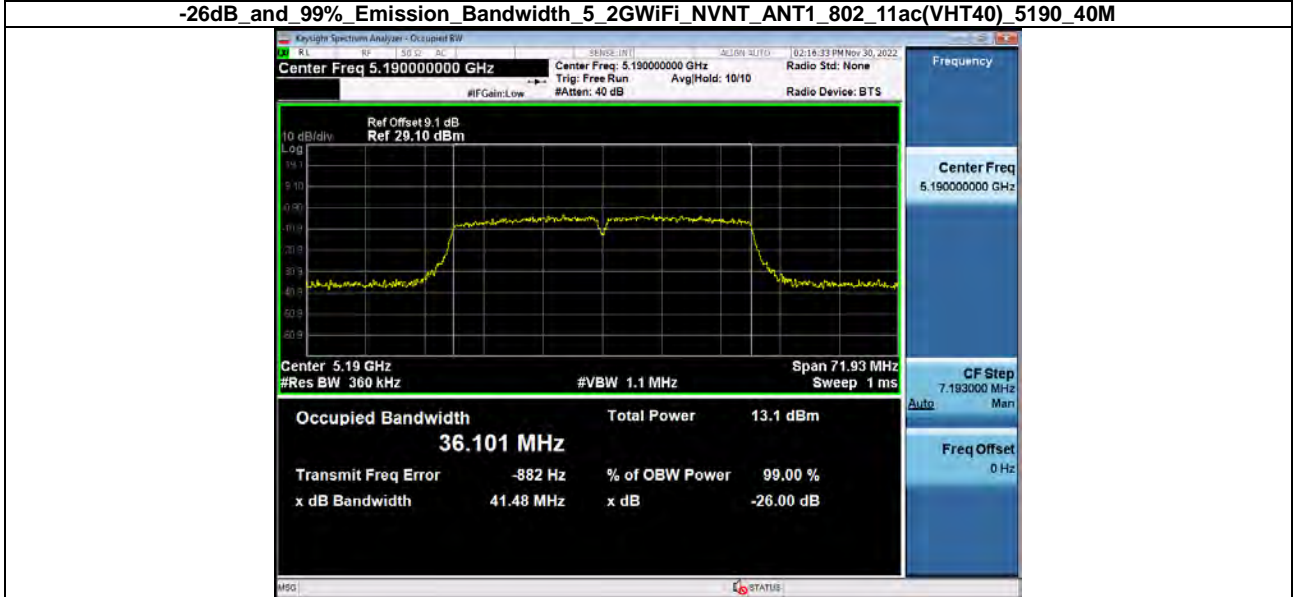
-26dB and 99% Emission Bandwidth 5_2GWiFi_NVNT_ANT1_802_11n(HT40)_5190_40M



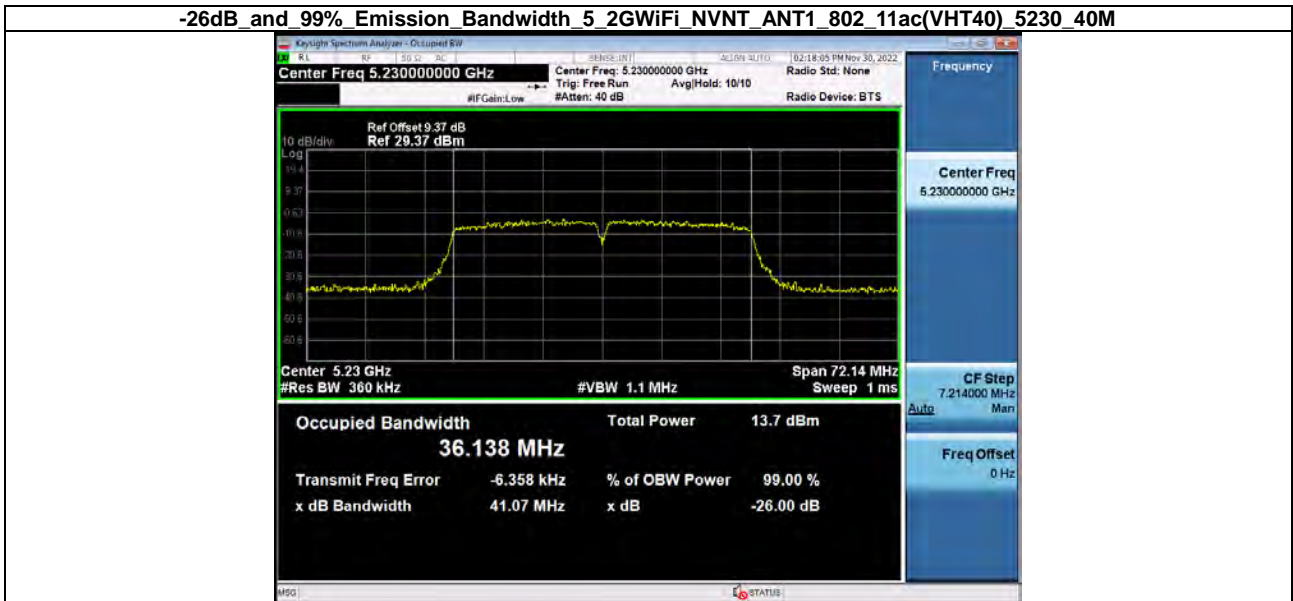
-26dB and 99% Emission Bandwidth 5_2GWiFi_NVNT_ANT1_802_11n(HT40)_5230_40M



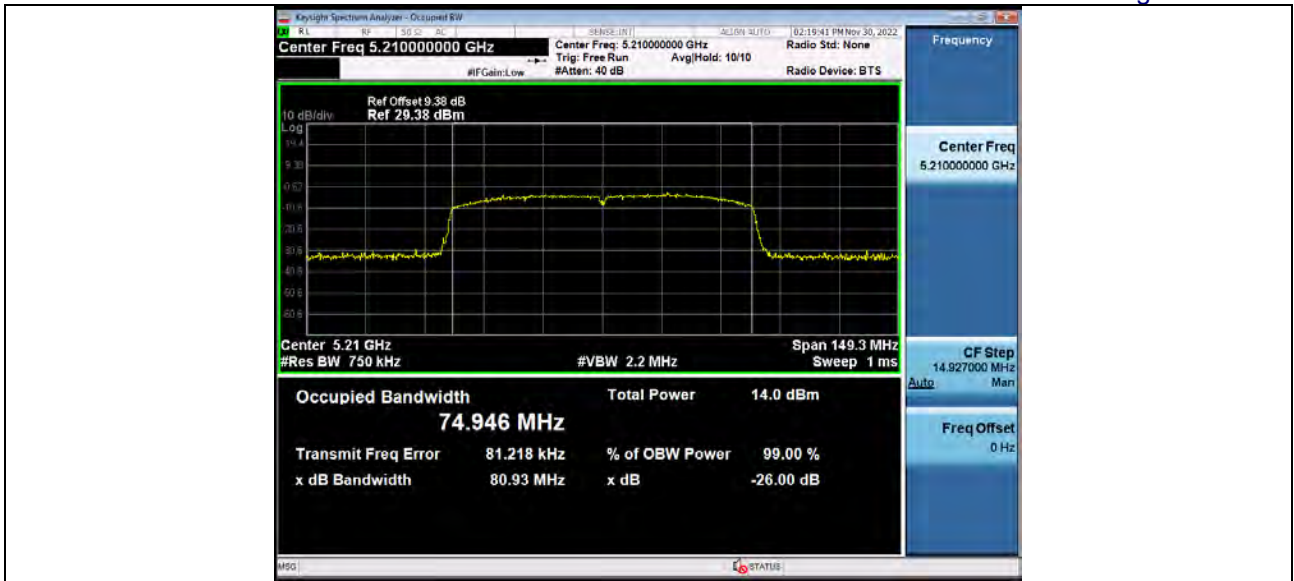
-26dB and 99% Emission Bandwidth 5 2GWiFi_NVNT_ANT1_802_11ac(VHT40)_5190_40M



-26dB and 99% Emission Bandwidth 5 2GWiFi_NVNT_ANT1_802_11ac(VHT40)_5230_40M



-26dB and 99% Emission Bandwidth 5 2GWiFi_NVNT_ANT1_802_11ac(VHT80)_5210_80M



2. Maximum Conducted Output Power

Condition	Modulation	Frequency (MHz)	Conducted Power(dBm)		limit(dBm)	Conducted Power(dBm) MIMO	MIMO limit(dBm)	Result
			ANT1	ANT2				
NVNT	802.11a	5180.00	12.48	12.55	23.98	/	/	Pass
NVNT	802.11a	5200.00	13.00	13.03	23.98	/	/	Pass
NVNT	802.11a	5240.00	13.26	13.37	23.98	/	/	Pass
NVNT	802.11n(HT20)	5180.00	12.37	12.49	23.98	15.44	23.94	Pass
NVNT	802.11n(HT20)	5200.00	12.90	12.94	23.98	15.93	23.94	Pass
NVNT	802.11n(HT20)	5240.00	13.39	13.37	23.98	16.39	23.94	Pass
NVNT	802.11ac(VHT20)	5180.00	12.56	12.51	23.98	15.55	23.94	Pass
NVNT	802.11ac(VHT20)	5200.00	12.94	12.95	23.98	15.96	23.94	Pass
NVNT	802.11ac(VHT20)	5240.00	13.37	13.29	23.98	16.34	23.94	Pass
NVNT	802.11n(HT40)	5190.00	11.70	11.66	23.98	14.69	23.94	Pass
NVNT	802.11n(HT40)	5230.00	12.34	12.30	23.98	15.33	23.94	Pass
NVNT	802.11ac(VHT40)	5190.00	11.71	11.73	23.98	14.73	23.94	Pass
NVNT	802.11ac(VHT40)	5230.00	10.31	10.39	23.98	13.36	23.94	Pass
NVNT	802.11ac(VHT80)	5210.00	9.43	9.44	23.98	12.45	23.94	Pass

Note: MIMO limit=23.98-(6.04-6)=23.98-0.04=23.94

3. Power Spectral Density

Condition	Antenna	Modulation	Frequency (MHz)	PSD(dBm/MHz)	limit(dBm/MHz)	Result
NVNT	ANT1	802.11a	5180.00	1.941	11	Pass
NVNT	ANT1	802.11a	5200.00	2.630	11	Pass
NVNT	ANT1	802.11a	5240.00	2.489	11	Pass
NVNT	ANT1	802.11n(HT20)	5180.00	2.055	11	Pass
NVNT	ANT1	802.11n(HT20)	5200.00	2.049	11	Pass
NVNT	ANT1	802.11n(HT20)	5240.00	2.778	11	Pass
NVNT	ANT1	802.11ac(VHT20)	5180.00	2.022	11	Pass
NVNT	ANT1	802.11ac(VHT20)	5200.00	2.239	11	Pass
NVNT	ANT1	802.11ac(VHT20)	5240.00	2.901	11	Pass
NVNT	ANT1	802.11n(HT40)	5190.00	-2.224	11	Pass
NVNT	ANT1	802.11n(HT40)	5230.00	-1.657	11	Pass
NVNT	ANT1	802.11ac(VHT40)	5190.00	-0.691	11	Pass
NVNT	ANT1	802.11ac(VHT40)	5230.00	-1.421	11	Pass
NVNT	ANT1	802.11ac(VHT80)	5210.00	-3.995	11	Pass

Condition	Antenna	Modulation	Frequency (MHz)	PSD(dBm/MHz)	limit(dBm/MHz)	Result
NVNT	ANT2	802.11a	5180.00	1.546	11	Pass
NVNT	ANT2	802.11a	5200.00	2.273	11	Pass
NVNT	ANT2	802.11a	5240.00	2.932	11	Pass
NVNT	ANT2	802.11n(HT20)	5180.00	1.708	11	Pass
NVNT	ANT2	802.11n(HT20)	5200.00	2.304	11	Pass
NVNT	ANT2	802.11n(HT20)	5240.00	2.180	11	Pass
NVNT	ANT2	802.11ac(VHT20)	5180.00	1.951	11	Pass
NVNT	ANT2	802.11ac(VHT20)	5200.00	2.348	11	Pass
NVNT	ANT2	802.11ac(VHT20)	5240.00	2.464	11	Pass
NVNT	ANT2	802.11n(HT40)	5190.00	-2.195	11	Pass
NVNT	ANT2	802.11n(HT40)	5230.00	-1.566	11	Pass
NVNT	ANT2	802.11ac(VHT40)	5190.00	-2.016	11	Pass
NVNT	ANT2	802.11ac(VHT40)	5230.00	-1.736	11	Pass
NVNT	ANT2	802.11ac(VHT80)	5210.00	-4.323	11	Pass

Condition	Antenna	Modulation	Frequency (MHz)	PSD(dBm/MHz)	limit(dBm/MHz)	Result
NVNT	MIMO	802.11n(HT20)	5180.00	4.90	10.96	Pass
NVNT	MIMO	802.11n(HT20)	5200.00	5.19	10.96	Pass
NVNT	MIMO	802.11n(HT20)	5240.00	5.50	10.96	Pass
NVNT	MIMO	802.11ac(VHT20)	5180.00	5.00	10.96	Pass
NVNT	MIMO	802.11ac(VHT20)	5200.00	5.30	10.96	Pass
NVNT	MIMO	802.11ac(VHT20)	5240.00	5.70	10.96	Pass
NVNT	MIMO	802.11n(HT40)	5190.00	0.80	10.96	Pass
NVNT	MIMO	802.11n(HT40)	5230.00	1.40	10.96	Pass
NVNT	MIMO	802.11ac(VHT40)	5190.00	1.71	10.96	Pass
NVNT	MIMO	802.11ac(VHT40)	5230.00	1.43	10.96	Pass
NVNT	MIMO	802.11ac(VHT80)	5210.00	-1.15	10.96	Pass

Note: MIMO limit=11-(6.04-6)=11-0.04=10.96

ANT1

Power_Spectral_Density_5_2GWiFi_802_11a_5180_20M



Power_Spectral_Density_5_2GWiFi_802_11a_5200_20M



Power_Spectral_Density_5_2GWiFi_802_11a_5240_20M



Power_Spectral_Density_5_2GWiFi_802_11n(HT20)_5180_20M